



# **BMCRC-MRO Championships 2021**

**Round 2**

**Snetterton 300 Circuit**

**29<sup>th</sup> / 30<sup>th</sup> May 2021**



**Results Provided by Timing Solutions Ltd**  
[www.tsl-timing.com](http://www.tsl-timing.com)

BMCRC-MRO Championships 2021



**CHILTON MOTORS LTD**  
**MZ CHAMPIONSHIP**



**CHILTON MOTORS 250 MZ &  
INTA MOTORCYCLES / TAYMAR  
MOTORCYCLES BLUE HAZE GPF**

**Snetterton 300**

**29<sup>th</sup> / 30<sup>th</sup> May 2021**



**Results Provided by Timing Solutions Ltd**

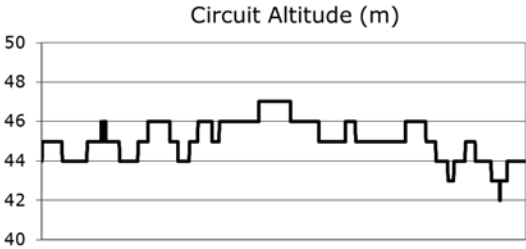
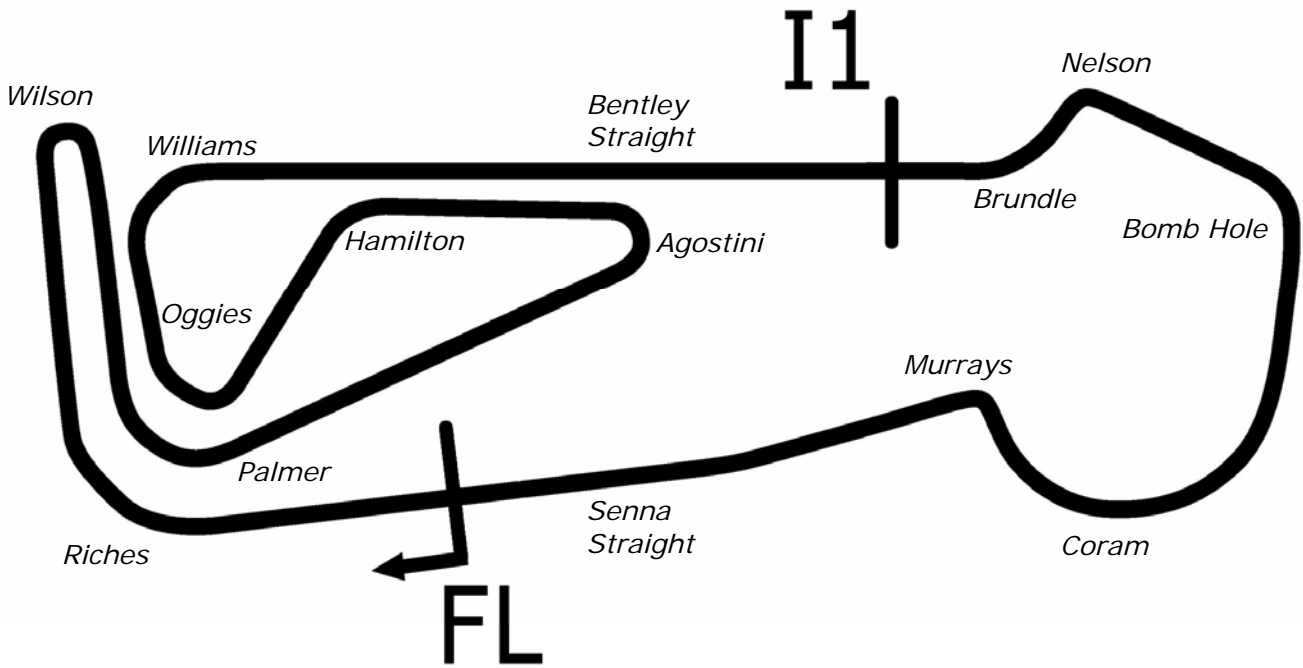
**[www.tsl-timing.com](http://www.tsl-timing.com)**

# Snetterton 300



SPORTS TIMING

TIMING SOLUTIONS LTD



Length	2.9689 miles	4778.0 m	
FL		52.46340 N	0.94476 E
I1	3198m	52.46617 N	0.94964 E
Pit Entry	4572m	52.46364 N	0.94774 E
Pit Exit	40m after FL	52.46338 N	0.94420 E
Pit Entry–Pit Exit 246m, 14.7s @60kph, 11.0s @80kph			

All results available at [www.tsl-timing.com](http://www.tsl-timing.com)

**BMCRC - MRO Championships 2021 - Rnd 2 @ Snetterton 300**

**Chilton Motors 250 MZs & Blue Haze GPF**

**QUALIFYING - CLASSIFICATION**

POS	NO	CL	PIC NAME	ENTRY	TIME	ON	LAPS	GAP	DIFF	MPH
1	22	GPF	1 Rik BALLERINI	Suuzki RGV - SCLS LTD, GECKO RACING, CAMBRID	2:11.693	5	5			81.15
2	88	GPF	2 Michael STANLEY	Yamaha TZR 250 -	2:18.491	2	5	6.798	6.798	77.17
3	4	GPF	3 James SEATH	Aprilia RS250 - Ovenden Earthmoving	2:21.442	5	5	9.749	2.951	75.56
4	95		1 Christopher ROGERS	MZ ETZ 250 - CB Racing	2:23.396	4	4	11.703	1.954	74.53
5	75		2 Peter WOODALL	MZ ETZ 250 - Online Lubricants	2:24.197	5	5	12.504	0.801	74.12
6	85		3 Andrew WALES	MZ ETZ 250 - Illuminated Design LTD	2:24.994	4	5	13.301	0.797	73.71
7	26	GPF	4 Damian LEE	Yamaha TZR250 - Leed Autos	2:25.890	2	5	14.197	0.896	73.26
8	550		4 Harrison DESSOY	MZ ETZ 250 - Online Lubricants	2:26.639	4	5	14.946	0.749	72.88
9	96		5 Chris KENT	MZ ETZ 250 - Buxton Powder Coating	2:26.841	3	5	15.148	0.202	72.78
10	69		6 Alexander MANN	MZ TS 250 - HS RACING	2:27.497	4	5	15.804	0.656	72.46
11	9		7 Gary HOWLETT	MZ TS250 - HS Racing	2:28.276	2	2	16.583	0.779	72.08
12	53	GPF	5 Alan COATES	Yamaha TZR250 - Clarendon Motorcycles Hull	2:29.660	5	5	17.967	1.384	71.41
13	32		8 John ASHMEAD	MZ ETZ 250 -	2:31.208	5	5	19.515	1.548	70.68
14	142	GPF	6 Martin PEARSON	Yamaha TZR250 - Viking Inspection	2:31.696	2	5	20.003	0.488	70.45
15	69	GPF	7 Mark ELLERAY	Yamaha TZR250 - Abbot Solutions Ltd	2:34.796	2	5	23.103	3.100	69.04
16	108		9 Ian KEEBLE	MZ ETZ 250 -	2:35.419	3	5	23.726	0.623	68.76
17	566		10 Michael WILBY	MZ ETZ 250 - Sziler UK	2:37.080	2	2	25.387	1.661	68.04
18	17	GPF	8 David PATERSON	Aprilia RS250 - The love of a good woman	2:37.216	4	5	25.523	0.136	67.98
19	56		11 Russell TURNER	MZ ETZ 250 -	2:38.928	5	5	27.235	1.712	67.25
20	67	GPF	9 Mark BAILEY	Yamaha TZR250 -	2:39.329	2	5	27.636	0.401	67.08
21	46		12 Steve BRIGDEN	MZ ETZ 250 - SLB Consulting Ltd	2:39.861	1	1	28.168	0.532	66.85
22	3		13 Max MAUD	MZ ETZ 250 -	2:40.288	2	5	28.595	0.427	66.68
23	38		14 Chris PETTET	MZ ETZ 250 -	2:43.168	5	5	31.475	2.880	65.50
24	81		15 Scott GRANT	MZ ETZ 250 - Katie, Mum and Dad	2:45.611	3	3	33.918	2.443	64.53
25	66		16 Graeme LEWIS	MZ ETZ 250 -	2:45.645	5	5	33.952	0.034	64.52
26	6		17 Paul ANSELL	MZ ETZ 250 -	2:47.460	2	5	35.767	1.815	63.82
27	11		18 Simon READ	MZ ETZ 250 - Donna "The Boss"	2:48.283	3	5	36.590	0.823	63.51
28	49		19 Andy MARKS	MZ ETZ 250 - Kingpin Components	2:52.150	4	4	40.457	3.867	62.08
29	251	GPF	10 Stephen WIMBLE	Yamaha TZR 250 -	2:53.950	2	4	42.257	1.800	61.44
30	565		20 Louis KERSHAW	MZ ETZ 250 -	2:54.242	4	4	42.549	0.292	61.34
31	65	GPF	11 Andrew MOXON	Aprilia RS 250 - Dartmotorsport.com + Vanguard motor			0			
32	14	GPF	12 Denis HALIL	Yamaha TZR - D & A AUTOS			0			
33	86*	GPF	13 Justin ARBON	Suzuki RGV500 - TT plumbing and heating			0			

\* Bike 86 - No working transponder fitted

Weather / Track : Cloudy / Dry

These results are provisional until the conclusion of any judicial and technical matters.

Snetterton 300

Circuit Length = 2.9689 miles

Start: 11:12 Flag 11:24 End: 11:27

Clerk Of Course :	Stewards :	Timekeeper : Craig Smith
-------------------	------------	--------------------------

Results can be found at [www.tsl-timing.com](http://www.tsl-timing.com)

Printed - 11:28 Saturday, 29 May 2021



# BMCRC - MRO Championships 2021 - Rnd 2 @ Snetterton 300

## Chilton Motors 250 MZs & Blue Haze GPF

### QUALIFYING - SECTOR ANALYSIS



SECTOR 1 = FL to I1, SECTOR 2 = I1 to FL, DIFF = Difference To Personal Best Lap, P = Crossed Finish Line in Pit Lane, D = Time Disallowed

P1 22 GPF		Rik BALLERINI		Suuzki RGV - SCLS LTD, GECKO RACING, CAMBRIDGE MC,			
IDEAL LAP TIME : 2:11.063		BEST LAP TIME : 2:11.693		DIFFERENCE : 0.630			
LAP	SECTOR 1	SECTOR 2	LAP TIME	MPH	DIFF	TIME OF DAY	
1 -	1:41.703	47.466	2:29.169	71.65	17.476	11:16:05.368	
2 -	1:30.322	45.492	2:15.814	78.69	4.121	11:18:21.182	
3 -	<b>1:27.615</b>	44.196	2:11.811 (2)	81.08	0.118	11:20:32.993	
4 -	1:27.765	47.526	2:15.291 (3)	79.00	3.598	11:22:48.284	
5 -	1:28.245	<b>43.448</b>	<b>2:11.693 (1)</b>	<b>81.15</b>		<b>11:24:59.977</b>	

P2 88 GPF		Michael STANLEY		Yamaha TZR 250 -			
IDEAL LAP TIME : 2:18.250		BEST LAP TIME : 2:18.491		DIFFERENCE : 0.241			
LAP	SECTOR 1	SECTOR 2	LAP TIME	MPH	DIFF	TIME OF DAY	
1 -	1:36.161	46.316	2:22.477	75.01	3.986	11:15:38.959	
2 -	1:32.759	45.732	<b>2:18.491 (1)</b>	<b>77.17</b>		<b>11:17:57.450</b>	
3 -	<b>1:32.568</b>	46.239	2:18.807	76.99	0.316	11:20:16.257	
4 -	1:32.920	45.849	2:18.769 (2)	77.02	0.278	11:22:35.026	
5 -	1:33.114	<b>45.682</b>	2:18.796 (3)	77.00	0.305	11:24:53.822	

P3 4 GPF		James SEATH		Aprilia RS250 - Ovenden Earthmoving			
IDEAL LAP TIME : 2:20.806		BEST LAP TIME : 2:21.442		DIFFERENCE : 0.636			
LAP	SECTOR 1	SECTOR 2	LAP TIME	MPH	DIFF	TIME OF DAY	
1 -	1:41.589	49.576	2:31.165	70.70	9.723	11:16:41.879	
2 -	1:36.411	48.502	2:24.913 (3)	73.75	3.471	11:19:06.792	
3 -	1:36.658	50.707	2:27.365	72.52	5.923	11:21:34.157	
4 -	1:35.877	<b>46.721</b>	2:22.598 (2)	74.95	1.156	11:23:56.755	
5 -	<b>1:34.085</b>	47.357	<b>2:21.442 (1)</b>	<b>75.56</b>		<b>11:26:18.197</b>	

P4 95		Christopher ROGERS		MZ ETZ 250 - CB Racing			
IDEAL LAP TIME : 2:23.396		BEST LAP TIME : 2:23.396		DIFFERENCE : 0.000			
LAP	SECTOR 1	SECTOR 2	LAP TIME	MPH	DIFF	TIME OF DAY	
1 -	1:43.925	49.985	2:33.910	69.44	10.514	11:15:52.830	
2 -	1:39.175	48.592	2:27.767 (3)	72.33	4.371	11:18:20.597	
3 -	1:38.532	49.172	2:27.704 (2)	72.36	4.308	11:20:48.301	
4 -	<b>1:36.150</b>	<b>47.246</b>	<b>2:23.396 (1)</b>	<b>74.53</b>		<b>11:23:11.697</b>	

P5 75		Peter WOODALL		MZ ETZ 250 - Online Lubricants			
IDEAL LAP TIME : 2:24.097		BEST LAP TIME : 2:24.197		DIFFERENCE : 0.100			
LAP	SECTOR 1	SECTOR 2	LAP TIME	MPH	DIFF	TIME OF DAY	
1 -	1:44.534	50.288	2:34.822	69.03	10.625	11:15:57.098	
2 -	1:39.940	48.153	2:28.093 (3)	72.17	3.896	11:18:25.191	
3 -	1:40.438	48.792	2:29.230	71.62	5.033	11:20:54.421	
4 -	1:37.490	<b>48.057</b>	2:25.547 (2)	73.43	1.350	11:23:19.968	
5 -	<b>1:36.040</b>	48.157	<b>2:24.197 (1)</b>	<b>74.12</b>		<b>11:25:44.165</b>	

P6 85		Andrew WALES		MZ ETZ 250 - Illuminated Design LTD			
IDEAL LAP TIME : 2:24.994		BEST LAP TIME : 2:24.994		DIFFERENCE : 0.000			
LAP	SECTOR 1	SECTOR 2	LAP TIME	MPH	DIFF	TIME OF DAY	
1 -	1:40.699	50.049	2:30.748	70.90	5.754	11:15:52.893	
2 -	1:39.394	48.358	2:27.752 (3)	72.33	2.758	11:18:20.645	
3 -	1:38.123	48.082	2:26.205 (2)	73.10	1.211	11:20:46.850	
4 -	<b>1:37.703</b>	<b>47.291</b>	<b>2:24.994 (1)</b>	<b>73.71</b>		<b>11:23:11.844</b>	
5 -	1:37.999	52.456	2:30.455	71.03	5.461	11:25:42.299	

Weather / Track : Cloudy / Dry

Snetterton 300  
Circuit Length = 2.9689 miles  
Start: 11:12 Flag 11:24 End: 11:27

# BMCRC - MRO Championships 2021 - Rnd 2 @ Snetterton 300

## Chilton Motors 250 MZs & Blue Haze GPF

### QUALIFYING - SECTOR ANALYSIS



SECTOR 1 = FL to I1, SECTOR 2 = I1 to FL, DIFF = Difference To Personal Best Lap, P = Crossed Finish Line in Pit Lane, D = Time Disallowed

P7 26 GPF		Damian LEE		Yamaha TZR250 - Leed Autos			
IDEAL LAP TIME : 2:25.640		BEST LAP TIME : 2:25.890		DIFFERENCE : 0.250			
LAP	SECTOR 1	SECTOR 2	LAP TIME	MPH	DIFF	TIME OF DAY	
1 -	1:43.518	50.345	2:33.863	69.46	7.973	11:15:57.392	
2 -	<b>1:36.856</b>	49.034	<b>2:25.890 (1)</b>	<b>73.26</b>		<b>11:18:23.282</b>	
3 -	1:40.072	49.065	2:29.137	71.66	3.247	11:20:52.419	
4 -	1:37.687	49.094	2:26.781 (2)	72.81	0.891	11:23:19.200	
5 -	1:40.199	<b>48.784</b>	2:28.983 (3)	71.74	3.093	11:25:48.183	

P8 550		Harrison DESOY		MZ ETZ 250 - Online Lubricants			
IDEAL LAP TIME : 2:26.627		BEST LAP TIME : 2:26.639		DIFFERENCE : 0.012			
LAP	SECTOR 1	SECTOR 2	LAP TIME	MPH	DIFF	TIME OF DAY	
1 -	1:44.644	49.887	2:34.531	69.16	7.892	11:15:56.970	
2 -	1:38.728	48.808	2:27.536 (3)	72.44	0.897	11:18:24.506	
3 -	1:40.894	49.069	2:29.963	71.27	3.324	11:20:54.469	
4 -	1:38.031	<b>48.608</b>	<b>2:26.639 (1)</b>	<b>72.88</b>		<b>11:23:21.108</b>	
5 -	<b>1:38.019</b>	49.473	2:27.492 (2)	72.46	0.853	11:25:48.600	

P9 96		Chris KENT		MZ ETZ 250 - Buxton Powder Coating			
IDEAL LAP TIME : 2:26.776		BEST LAP TIME : 2:26.841		DIFFERENCE : 0.065			
LAP	SECTOR 1	SECTOR 2	LAP TIME	MPH	DIFF	TIME OF DAY	
1 -	1:43.910	50.207	2:34.117	69.35	7.276	11:15:52.704	
2 -	1:39.092	48.661	2:27.753	72.33	0.912	11:18:20.457	
3 -	<b>1:38.162</b>	48.679	<b>2:26.841 (1)</b>	<b>72.78</b>		<b>11:20:47.298</b>	
4 -	1:38.315	<b>48.614</b>	2:26.929 (2)	72.74	0.088	11:23:14.227	
5 -	1:38.319	49.370	2:27.689 (3)	72.36	0.848	11:25:41.916	

P10 69		Alexander MANN		MZ TS 250 - HS RACING			
IDEAL LAP TIME : 2:27.262		BEST LAP TIME : 2:27.497		DIFFERENCE : 0.235			
LAP	SECTOR 1	SECTOR 2	LAP TIME	MPH	DIFF	TIME OF DAY	
1 -	1:44.080	49.833	2:33.913	69.44	6.416	11:15:56.383	
2 -	1:39.474	49.084	2:28.558 (3)	71.94	1.061	11:18:24.941	
3 -	1:40.615	49.915	2:30.530	71.00	3.033	11:20:55.471	
4 -	1:38.851	<b>48.646</b>	<b>2:27.497 (1)</b>	<b>72.46</b>		<b>11:23:22.968</b>	
5 -	<b>1:38.616</b>	48.947	2:27.563 (2)	72.43	0.066	11:25:50.531	

P11 9		Gary HOWLETT		MZ TS250 - HS Racing			
IDEAL LAP TIME : 2:27.493		BEST LAP TIME : 2:28.276		DIFFERENCE : 0.783			
LAP	SECTOR 1	SECTOR 2	LAP TIME	MPH	DIFF	TIME OF DAY	
1 -	OUTLAP	<b>48.255</b>	2:31.774	70.42	3.498	11:23:10.503	
2 -	<b>1:39.238</b>	49.038	<b>2:28.276 (1)</b>	<b>72.08</b>		<b>11:25:38.779</b>	

P12 53 GPF		Alan COATES		Yamaha TZR250 - Clarendon Motorcycles Hull			
IDEAL LAP TIME : 2:29.660		BEST LAP TIME : 2:29.660		DIFFERENCE : 0.000			
LAP	SECTOR 1	SECTOR 2	LAP TIME	MPH	DIFF	TIME OF DAY	
1 -	1:51.578	52.566	2:44.144	65.11	14.484	11:16:13.943	
2 -	1:44.313	51.029	2:35.342	68.80	5.682	11:18:49.285	
3 -	1:43.239	50.920	2:34.159 (3)	69.33	4.499	11:21:23.444	
4 -	1:41.633	49.973	2:31.606 (2)	70.49	1.946	11:23:55.050	
5 -	<b>1:40.237</b>	<b>49.423</b>	<b>2:29.660 (1)</b>	<b>71.41</b>		<b>11:26:24.710</b>	

Weather / Track : Cloudy / Dry

Snetterton 300  
Circuit Length = 2.9689 miles  
Start: 11:12 Flag 11:24 End: 11:27

# BMCRC - MRO Championships 2021 - Rnd 2 @ Snetterton 300

## Chilton Motors 250 MZs & Blue Haze GPF

### QUALIFYING - SECTOR ANALYSIS



SECTOR 1 = FL to I1, SECTOR 2 = I1 to FL, DIFF = Difference To Personal Best Lap, P = Crossed Finish Line in Pit Lane, D = Time Disallowed

P13 32		John ASHMEAD		MZ ETZ 250 -		
IDEAL LAP TIME : 2:30.739		BEST LAP TIME : 2:31.208		DIFFERENCE : 0.469		
LAP	SECTOR 1	SECTOR 2	LAP TIME	MPH	DIFF	TIME OF DAY
1 -	1:44.018	50.481	2:34.499	69.17	3.291	11:15:57.112
2 -	1:43.049	<b>48.965</b>	2:32.014 (3)	70.30	0.806	11:18:29.126
3 -	1:42.449	50.866	2:33.315	69.71	2.107	11:21:02.441
4 -	<b>1:41.774</b>	49.436	2:31.210 (2)	70.68	0.002	11:23:33.651
5 -	1:42.023	49.185	<b>2:31.208 (1)</b>	<b>70.68</b>		<b>11:26:04.859</b>

P14 142 GPF		Martin PEARSON		Yamaha TZR250 - Viking Inspection		
IDEAL LAP TIME : 2:31.422		BEST LAP TIME : 2:31.696		DIFFERENCE : 0.274		
LAP	SECTOR 1	SECTOR 2	LAP TIME	MPH	DIFF	TIME OF DAY
1 -	1:43.266	<b>50.561</b>	2:33.827 (3)	69.48	2.131	11:15:50.602
2 -	<b>1:40.861</b>	50.835	<b>2:31.696 (1)</b>	<b>70.45</b>		<b>11:18:22.298</b>
3 -	1:45.532	52.130	2:37.662	67.79	5.966	11:20:59.960
4 -	1:41.646	51.036	2:32.682 (2)	70.00	0.986	11:23:32.642
5 -	1:44.478	53.239	2:37.717	67.76	6.021	11:26:10.359

P15 69 GPF		Mark ELLERAY		Yamaha TZR250 - Abbot Solutions Ltd		
IDEAL LAP TIME : 2:34.796		BEST LAP TIME : 2:34.796		DIFFERENCE : 0.000		
LAP	SECTOR 1	SECTOR 2	LAP TIME	MPH	DIFF	TIME OF DAY
1 -	1:59.487	53.309	2:52.796	61.85	18.000	11:16:25.313
2 -	<b>1:43.651</b>	<b>51.145</b>	<b>2:34.796 (1)</b>	<b>69.04</b>		<b>11:19:00.109</b>
3 -	1:47.610	54.016	2:41.626	66.12	6.830	11:21:41.735
4 -	1:44.944	52.297	2:37.241 (3)	67.97	2.445	11:24:18.976
5 -	1:44.562	51.315	2:35.877 (2)	68.56	1.081	11:26:54.853

P16 108		Ian KEEBLE		MZ ETZ 250 -		
IDEAL LAP TIME : 2:35.008		BEST LAP TIME : 2:35.419		DIFFERENCE : 0.411		
LAP	SECTOR 1	SECTOR 2	LAP TIME	MPH	DIFF	TIME OF DAY
1 -	1:49.175	51.975	2:41.150	66.32	5.731	11:16:00.149
2 -	1:44.152	<b>51.349</b>	2:35.501 (2)	68.73	0.082	11:18:35.650
3 -	<b>1:43.659</b>	51.760	<b>2:35.419 (1)</b>	<b>68.76</b>		<b>11:21:11.069</b>
4 -	1:44.349	51.607	2:35.956	68.53	0.537	11:23:47.025
5 -	1:43.899	51.640	2:35.539 (3)	68.71	0.120	11:26:22.564

P17 566		Michael WILBY		MZ ETZ 250 - Sziler UK		
IDEAL LAP TIME : 2:37.080		BEST LAP TIME : 2:37.080		DIFFERENCE : 0.000		
LAP	SECTOR 1	SECTOR 2	LAP TIME	MPH	DIFF	TIME OF DAY
1 -	1:51.428	52.423	2:43.851 (2)	65.23	6.771	11:16:12.896
2 -	<b>1:45.351</b>	<b>51.729</b>	<b>2:37.080 (1)</b>	<b>68.04</b>		<b>11:18:49.976</b>

P18 17 GPF		David PATERSON		Aprilia RS250 - The love of a good woman		
IDEAL LAP TIME : 2:37.216		BEST LAP TIME : 2:37.216		DIFFERENCE : 0.000		
LAP	SECTOR 1	SECTOR 2	LAP TIME	MPH	DIFF	TIME OF DAY
1 -	1:54.779	55.013	2:49.792	62.94	12.576	11:16:21.983
2 -	1:45.461	53.215	2:38.676 (3)	67.35	1.460	11:19:00.659
3 -	1:45.167	54.780	2:39.947	66.82	2.731	11:21:40.606
4 -	<b>1:44.055</b>	<b>53.161</b>	<b>2:37.216 (1)</b>	<b>67.98</b>		<b>11:24:17.822</b>
5 -	1:44.651	53.866	2:38.517 (2)	67.42	1.301	11:26:56.339

Weather / Track : Cloudy / Dry

Snetterton 300  
Circuit Length = 2.9689 miles  
Start: 11:12 Flag 11:24 End: 11:27

# BMCRC - MRO Championships 2021 - Rnd 2 @ Snetterton 300

## Chilton Motors 250 MZs & Blue Haze GPF

### QUALIFYING - SECTOR ANALYSIS



SECTOR 1 = FL to I1, SECTOR 2 = I1 to FL, DIFF = Difference To Personal Best Lap, P = Crossed Finish Line in Pit Lane, D = Time Disallowed

P19 56		Russell TURNER		MZ ETZ 250 -		
IDEAL LAP TIME : 2:38.485		BEST LAP TIME : 2:38.928		DIFFERENCE : 0.443		
LAP	SECTOR 1	SECTOR 2	LAP TIME	MPH	DIFF	TIME OF DAY
1 -	1:50.918	55.557	2:46.475	64.20	7.547	11:16:25.653
2 -	1:46.631	<b>52.865</b>	2:39.496 (2)	67.01	0.568	11:19:05.149
3 -	1:46.952	54.316	2:41.268	66.27	2.340	11:21:46.417
4 -	1:46.299	53.333	2:39.632 (3)	66.95	0.704	11:24:26.049
5 -	<b>1:45.620</b>	53.308	<b>2:38.928 (1)</b>	<b>67.25</b>		<b>11:27:04.977</b>

P20 67 GPF		Mark BAILEY		Yamaha TZR250 -		
IDEAL LAP TIME : 2:38.811		BEST LAP TIME : 2:39.329		DIFFERENCE : 0.518		
LAP	SECTOR 1	SECTOR 2	LAP TIME	MPH	DIFF	TIME OF DAY
1 -	1:50.143	54.466	2:44.609	64.93	5.280	11:16:13.101
2 -	1:46.322	<b>53.007</b>	<b>2:39.329 (1)</b>	<b>67.08</b>		<b>11:18:52.430</b>
3 -	<b>1:45.804</b>	57.028	2:42.832	65.63	3.503	11:21:35.262
4 -	1:46.813	55.297	2:42.110 (3)	65.93	2.781	11:24:17.372
5 -	1:46.501	54.495	2:40.996 (2)	66.38	1.667	11:26:58.368

P21 46		Steve BRIGDEN		MZ ETZ 250 - SLB Consulting Ltd		
IDEAL LAP TIME : 2:36.562		BEST LAP TIME : 2:39.861		DIFFERENCE : 3.299		
LAP	SECTOR 1	SECTOR 2	LAP TIME	MPH	DIFF	TIME OF DAY
1 -	1:47.734	<b>52.127</b>	<b>2:39.861 (1)</b>	<b>66.85</b>		<b>11:18:55.304</b>

P22 3		Max MAUD		MZ ETZ 250 -		
IDEAL LAP TIME : 2:40.288		BEST LAP TIME : 2:40.288		DIFFERENCE : 0.000		
LAP	SECTOR 1	SECTOR 2	LAP TIME	MPH	DIFF	TIME OF DAY
1 -	1:53.072	54.791	2:47.863	63.67	7.575	11:16:11.532
2 -	<b>1:47.080</b>	<b>53.208</b>	<b>2:40.288 (1)</b>	<b>66.68</b>		<b>11:18:51.820</b>
3 -	1:48.215	55.927	2:44.142	65.11	3.854	11:21:35.962
4 -	1:49.306	54.703	2:44.009 (3)	65.16	3.721	11:24:19.971
5 -	1:48.304	53.897	2:42.201 (2)	65.89	1.913	11:27:02.172

P23 38		Chris PETTET		MZ ETZ 250 -		
IDEAL LAP TIME : 2:43.168		BEST LAP TIME : 2:43.168		DIFFERENCE : 0.000		
LAP	SECTOR 1	SECTOR 2	LAP TIME	MPH	DIFF	TIME OF DAY
1 -	1:54.528	55.330	2:49.858	62.92	6.690	11:16:23.315
2 -	1:49.234	55.637	2:44.871 (3)	64.82	1.703	11:19:08.186
3 -	1:49.553	56.178	2:45.731	64.49	2.563	11:21:53.917
4 -	1:49.627	55.049	2:44.676 (2)	64.90	1.508	11:24:38.593
5 -	<b>1:48.901</b>	<b>54.267</b>	<b>2:43.168 (1)</b>	<b>65.50</b>		<b>11:27:21.761</b>

P24 81		Scott GRANT		MZ ETZ 250 - Katie, Mum and Dad		
IDEAL LAP TIME : 2:45.611		BEST LAP TIME : 2:45.611		DIFFERENCE : 0.000		
LAP	SECTOR 1	SECTOR 2	LAP TIME	MPH	DIFF	TIME OF DAY
1 -		IN PIT	8:02.458 P	22.15	5:16.847	11:21:27.224
2 -	OUTLAP	55.979	2:56.325	60.61	10.714	11:24:23.549
3 -	<b>1:51.008</b>	<b>54.603</b>	<b>2:45.611 (1)</b>	<b>64.53</b>		<b>11:27:09.160</b>

P25 66		Graeme LEWIS		MZ ETZ 250 -		
IDEAL LAP TIME : 2:45.645		BEST LAP TIME : 2:45.645		DIFFERENCE : 0.000		
LAP	SECTOR 1	SECTOR 2	LAP TIME	MPH	DIFF	TIME OF DAY
1 -	1:56.345	56.977	2:53.322	61.66	7.677	11:16:21.270
2 -	1:51.296	55.591	2:46.887 (2)	64.04	1.242	11:19:08.157
3 -	1:52.297	56.800	2:49.097	63.20	3.452	11:21:57.254
4 -	1:51.091	56.314	2:47.405 (3)	63.84	1.760	11:24:44.659
5 -	<b>1:50.660</b>	<b>54.985</b>	<b>2:45.645 (1)</b>	<b>64.52</b>		<b>11:27:30.304</b>

Weather / Track : Cloudy / Dry

Snetterton 300  
Circuit Length = 2.9689 miles  
Start: 11:12 Flag 11:24 End: 11:27



# BMCRC - MRO Championships 2021 - Rnd 2 @ Snetterton 300

## Chilton Motors 250 MZs & Blue Haze GPF

### QUALIFYING - SECTOR ANALYSIS



SECTOR 1 = FL to I1, SECTOR 2 = I1 to FL, DIFF = Difference To Personal Best Lap, P = Crossed Finish Line in Pit Lane, D = Time Disallowed

P26		6		Paul ANSELL		MZ ETZ 250 -	
IDEAL LAP TIME : 2:47.460		BEST LAP TIME : 2:47.460		DIFFERENCE : 0.000			
LAP	SECTOR 1	SECTOR 2	LAP TIME	MPH	DIFF	TIME OF DAY	
1 -	1:54.599	55.973	2:50.572 (3)	62.66	3.112	11:16:11.703	
2 -	<b>1:51.606</b>	<b>55.854</b>	<b>2:47.460 (1)</b>	<b>63.82</b>		<b>11:18:59.163</b>	
3 -	1:53.657	57.318	2:50.975	62.51	3.515	11:21:50.138	
4 -	1:53.299	56.728	2:50.027 (2)	62.86	2.567	11:24:40.165	
5 -	1:55.456	57.321	2:52.777	61.86	5.317	11:27:32.942	

P27		11		Simon READ		MZ ETZ 250 - Donna "The Boss"	
IDEAL LAP TIME : 2:48.119		BEST LAP TIME : 2:48.283		DIFFERENCE : 0.164			
LAP	SECTOR 1	SECTOR 2	LAP TIME	MPH	DIFF	TIME OF DAY	
1 -	1:59.614	58.588	2:58.202	59.97	9.919	11:16:20.144	
2 -	1:57.303	56.965	2:54.268	61.33	5.985	11:19:14.412	
3 -	<b>1:52.412</b>	55.871	<b>2:48.283 (1)</b>	<b>63.51</b>		<b>11:22:02.695</b>	
4 -	1:52.979	56.063	2:49.042 (3)	63.22	0.759	11:24:51.737	
5 -	1:52.709	<b>55.707</b>	2:48.416 (2)	63.46	0.133	11:27:40.153	

P28		49		Andy MARKS		MZ ETZ 250 - Kingpin Components	
IDEAL LAP TIME : 2:52.150		BEST LAP TIME : 2:52.150		DIFFERENCE : 0.000			
LAP	SECTOR 1	SECTOR 2	LAP TIME	MPH	DIFF	TIME OF DAY	
1 -	2:06.157	1:11.224	3:17.381	54.14	25.231	11:16:40.554	
2 -	1:57.006	58.111	2:55.117 (3)	61.03	2.967	11:19:35.671	
3 -	1:56.729	58.056	2:54.785 (2)	61.14	2.635	11:22:30.456	
4 -	<b>1:54.793</b>	<b>57.357</b>	<b>2:52.150 (1)</b>	<b>62.08</b>		<b>11:25:22.606</b>	

P29		251 GPF		Stephen WIMBLE		Yamaha TZR 250 -	
IDEAL LAP TIME : 2:52.979		BEST LAP TIME : 2:53.950		DIFFERENCE : 0.971			
LAP	SECTOR 1	SECTOR 2	LAP TIME	MPH	DIFF	TIME OF DAY	
1 -	1:59.037	58.348	2:57.385	60.25	3.435	11:16:26.152	
2 -	1:55.890	<b>58.060</b>	<b>2:53.950 (1)</b>	<b>61.44</b>		<b>11:19:20.102</b>	
3 -	<b>1:54.919</b>	59.103	2:54.022 (2)	61.41	0.072	11:22:14.124	
4 -	1:55.941	58.283	2:54.224 (3)	61.34	0.274	11:25:08.348	

P30		565		Louis KERSHAW		MZ ETZ 250 -	
IDEAL LAP TIME : 2:54.242		BEST LAP TIME : 2:54.242		DIFFERENCE : 0.000			
LAP	SECTOR 1	SECTOR 2	LAP TIME	MPH	DIFF	TIME OF DAY	
1 -	2:18.692	1:05.690	3:24.382	52.29	30.140	11:16:53.619	
2 -	2:00.315	58.128	2:58.443 (2)	59.89	4.201	11:19:52.062	
3 -	1:58.506	1:01.270	2:59.776 (3)	59.45	5.534	11:22:51.838	
4 -	<b>1:56.846</b>	<b>57.396</b>	<b>2:54.242 (1)</b>	<b>61.34</b>		<b>11:25:46.080</b>	

# BMCRC - MRO Championships 2021 - Rnd 2 @ Snetterton 300

## Chilton Motors 250 MZs & Blue Haze GPF

### QUALIFYING - BEST SECTORS

SECTOR 1			SECTOR 2			IDEAL / BEST COMPARISON						
POS	NO	NAME	TIME	NO	NAME	TIME	POS	NO	NAME	IDEAL	BEST	DIFF
									<b>PERFECT LAP</b>	<b>2:11.063</b>		
1	22	BALLERINI	1:27.615	22	BALLERINI	43.448	1	22	BALLERINI	2:11.063	2:11.693	0.630
2	88	STANLEY	1:32.568	88	STANLEY	45.682	2	88	STANLEY	2:18.250	2:18.491	0.241
3	4	SEATH	1:34.085	4	SEATH	46.721	3	4	SEATH	2:20.806	2:21.442	0.636
4	75	WOODALL	1:36.040	95	ROGERS	47.246	4	95	ROGERS	2:23.396	2:23.396	0.000
5	95	ROGERS	1:36.150	85	WALES	47.291	5	75	WOODALL	2:24.097	2:24.197	0.100
6	26	LEE	1:36.856	75	WOODALL	48.057	6	85	WALES	2:24.994	2:24.994	0.000
7	85	WALES	1:37.703	9	HOWLETT	48.255	7	26	LEE	2:25.640	2:25.890	0.250
8	550	DESSOY	1:38.019	550	DESSOY	48.608	8	550	DESSOY	2:26.627	2:26.639	0.012
9	96	KENT	1:38.162	96	KENT	48.614	9	96	KENT	2:26.776	2:26.841	0.065
10	69	MANN	1:38.616	69	MANN	48.646	10	69	MANN	2:27.262	2:27.497	0.235
11	9	HOWLETT	1:39.238	26	LEE	48.784	11	9	HOWLETT	2:27.493	2:28.276	0.783
12	53	COATES	1:40.237	32	ASHMEAD	48.965	12	53	COATES	2:29.660	2:29.660	0.000
13	142	PEARSON	1:40.861	53	COATES	49.423	13	32	ASHMEAD	2:30.739	2:31.208	0.469
14	32	ASHMEAD	1:41.774	142	PEARSON	50.561	14	142	PEARSON	2:31.422	2:31.696	0.274
15	69	ELLERAY	1:43.651	69	ELLERAY	51.145	15	69	ELLERAY	2:34.796	2:34.796	0.000
16	108	KEEBLE	1:43.659	108	KEEBLE	51.349	16	108	KEEBLE	2:35.008	2:35.419	0.411
17	17	PATERSON	1:44.055	566	WILBY	51.729	17	46	BRIGDEN	2:36.562	2:39.861	3.299
18	46	BRIGDEN	1:44.435	46	BRIGDEN	52.127	18	566	WILBY	2:37.080	2:37.080	0.000
19	566	WILBY	1:45.351	56	TURNER	52.865	19	17	PATERSON	2:37.216	2:37.216	0.000
20	56	TURNER	1:45.620	67	BAILEY	53.007	20	56	TURNER	2:38.485	2:38.928	0.443
21	67	BAILEY	1:45.804	17	PATERSON	53.161	21	67	BAILEY	2:38.811	2:39.329	0.518
22	3	MAUD	1:47.080	3	MAUD	53.208	22	3	MAUD	2:40.288	2:40.288	0.000
23	38	PETTET	1:48.901	38	PETTET	54.267	23	38	PETTET	2:43.168	2:43.168	0.000
24	14	HALIL	1:50.631	81	GRANT	54.603	24	81	GRANT	2:45.611	2:45.611	0.000
25	66	LEWIS	1:50.660	66	LEWIS	54.985	25	66	LEWIS	2:45.645	2:45.645	0.000
26	81	GRANT	1:51.008	11	READ	55.707	26	6	ANSELL	2:47.460	2:47.460	0.000
27	6	ANSELL	1:51.606	6	ANSELL	55.854	27	11	READ	2:48.119	2:48.283	0.164
28	11	READ	1:52.412	49	MARKS	57.357	28	49	MARKS	2:52.150	2:52.150	0.000
29	49	MARKS	1:54.793	565	KERSHAW	57.396	29	251	WIMBLE	2:52.979	2:53.950	0.971
30	251	WIMBLE	1:54.919	251	WIMBLE	58.060	30	565	KERSHAW	2:54.242	2:54.242	0.000
31	565	KERSHAW	1:56.846									
32												
33												

Weather / Track : Cloudy / Dry

Results can be found at [www.tsl-timing.com](http://www.tsl-timing.com)

Snetterton 300

Circuit Length = 2.9689 miles

Start: 11:12 Flag 11:24 End: 11:27

Printed - 11:28 Saturday, 29 May 2021

# BMCRC - MRO Championships 2021 - Rnd 2 @ Snetterton 300

## Chilton Motors 250 MZs & Blue Haze GPF

### QUALIFYING - STATISTICS

<b>Competitors Started</b>	33
<b>Planned Start</b>	2021-05-29 @ 11:19:00.000
<b>Actual Start</b>	2021-05-29 @ 11:12:59.351
<b>Finish Time</b>	2021-05-29 @ 11:24:57.985
<b>Track Length</b>	2.9689mi.
<b>Total Laps</b>	134
<b>Total Distance Covered</b>	397.8341mi.

### Session Fastest Lap History

NO	CL	NAME	LAP TIME	TIME OF DAY	LAP	VEHICLE
88	GPF	Michael STANLEY	<b>2:22.477</b>	11:15:38.968	1	Yamaha TZR 250
88	GPF	Michael STANLEY	<b>2:18.491</b>	11:17:57.459	2	Yamaha TZR 250
22	GPF	Rik BALLERINI	<b>2:15.814</b>	11:18:21.194	2	Suuzki RGV
22	GPF	Rik BALLERINI	<b>2:11.811</b>	11:20:33.005	3	Suuzki RGV
22	GPF	Rik BALLERINI	<b>2:11.693</b>	11:24:59.989	5	Suuzki RGV

### Flag History

TYPE	TIME OF DAY
GREEN	11:12:59.351
FINISH	11:24:57.985

### Flag Statistics

TYPE	COUNT	TOTAL LAPS	TOTAL TIME
Green	1	5	14:45.738
Red	0	0	0.000
Safety Car	0	0	0.000
FCY	0	0	0.000

# BMCRC - MRO Championships 2021 - Rnd 2 @ Snetterton 300

## Chilton Motors 250 MZs & Blue Haze GPF

### QUALIFYING - STATISTICS

CLASS : GPF

13 Starters

#### Fastest Lap History

NO	NAME	LAP TIME	TIME OF DAY	LAP	VEHICLE
88	Michael STANLEY	2:22.477	11:15:38.968	1	Yamaha TZR 250
88	Michael STANLEY	2:18.491	11:17:57.459	2	Yamaha TZR 250
22	Rik BALLERINI	2:15.814	11:18:21.194	2	Suuzki RGV
22	Rik BALLERINI	2:11.811	11:20:33.005	3	Suuzki RGV
22	Rik BALLERINI	2:11.693	11:24:59.989	5	Suuzki RGV

Weather / Track : Cloudy / Dry

Results can be found at [www.tsl-timing.com](http://www.tsl-timing.com)

Page 2 of 3

Snetterton 300  
Circuit Length = 2.9689 miles  
Start: 11:12 Flag 11:24 End: 11:27

Printed - 11:29 Saturday, 29 May 2021

# BMCRC - MRO Championships 2021 - Rnd 2 @ Snetterton 300

## Chilton Motors 250 MZs & Blue Haze GPF

### QUALIFYING - STATISTICS

CLASS :

20 Starters

#### Fastest Lap History

NO	NAME	LAP TIME	TIME OF DAY	LAP	VEHICLE
96	Chris KENT	2:34.117	11:15:52.710	1	MZ ETZ 250
95	Christopher ROGERS	2:33.910	11:15:52.814	1	MZ ETZ 250
85	Andrew WALES	2:30.748	11:15:52.893	1	MZ ETZ 250
96	Chris KENT	2:27.753	11:18:20.463	2	MZ ETZ 250
85	Andrew WALES	2:27.752	11:18:20.645	2	MZ ETZ 250
550	Harrison DESOY	2:27.536	11:18:24.529	2	MZ ETZ 250
85	Andrew WALES	2:26.205	11:20:46.877	3	MZ ETZ 250
95	Christopher ROGERS	2:23.396	11:23:11.722	4	MZ ETZ 250

Weather / Track : Cloudy / Dry

Results can be found at [www.tsl-timing.com](http://www.tsl-timing.com)

Page 3 of 3

Snetterton 300  
Circuit Length = 2.9689 miles  
Start: 11:12 Flag 11:24 End: 11:27

Printed - 11:29 Saturday, 29 May 2021



**BMCRC - MRO Championships 2021 - Rnd 2 @ Snetterton 300**

**Chilton Motors 250 MZs & Blue Haze GPF**

**RACE 10 - GRID (5 Laps)**

ROW 13	1	2:54.242	38	565	Louis KERSHAW	37	49	Andy MARKS	2:52.150			
ROW 12	36	2:48.283	11	Simon READ	35	6	Paul ANSELL	2:47.460	34	66	Graeme LEWIS	2:45.645
ROW 11	33	2:45.611	81	Scott GRANT	32	38	Chris PETTET	2:43.168	31	3	Max MAUD	2:40.288
ROW 10	30	2:39.861	46	Steve BRIGDEN	29	56	Russell TURNER	2:38.928	28	566	Michael WILBY	2:37.080
ROW 9	27	2:35.419	108	Ian KEEBLE	26	32	John ASHMEAD	2:31.208	25	9	Gary HOWLETT	2:28.276
ROW 8	24	2:27.497	69	Alexander MANN	23	96	Chris KENT	2:26.841	22	550	Harrison DESSOY	2:26.639
ROW 7	21	2:24.994	85	Andrew WALES	20	75	Peter WOODALL	2:24.197	19	95	Christopher ROGERS	2:23.396
ROW 6	18				17				16			
ROW 5	15				14	707	Alex SYMON		13	86	Justin ARBON	
ROW 4	12		14	Denis HALIL	11	65	Andrew MOXON	2:53.950	10	251	Stephen WIMBLE	
ROW 3	9	2:39.329	67	Mark BAILEY	8	17	David PATERSON	2:37.216	7	69	Mark ELLERAY	2:34.796
ROW 2	6	2:31.696	142	Martin PEARSON	5	53	Alan COATES	2:29.660	4	26	Damian LEE	2:25.890
ROW 1	3	2:21.442	4	James SEATH	2	88	Michael STANLEY	2:18.491	1	22	Rik BALLERINI	2:11.693
<b>Pole</b>												

Snetterton 300

Circuit Length = 2.9689 miles

These results are provisional until the conclusion of any judicial and technical matters.

Clerk Of Course :	Stewards :	Timekeeper : Craig Smith
-------------------	------------	--------------------------

Results can be found at [www.tsl-timing.com](http://www.tsl-timing.com)

Printed - 11:30 Saturday, 29 May 2021



**BMCRC - MRO Championships 2021 - Rnd 2 @ Snetterton 300**

**Chilton Motors 250 MZs & Blue Haze GPF**

**RACE 10 - CLASSIFICATION**

POS	NO	CL	PIC NAME	ENTRY	LAPS	TIME	GAP	DIFF	MPH	BEST	ON
1	22	GPF	1 Rik BALLERINI	Suuzki RGV - SCLS LTD, GECKO RACING, CAMB	4	8:52.150			80.33	2:11.107	2
2	88	GPF	2 Michael STANLEY	Yamaha TZR 250 -	4	9:21.029	28.879	28.879	76.20	2:18.702	3
3	4	GPF	3 James SEATH	Aprilia RS250 - Ovenden Earthmoving	4	9:30.166	38.016	9.137	74.98	2:20.472	2
4	14	GPF	4 Denis HALIL	Yamaha TZR - D & A AUTOS	4	9:30.273	38.123	0.107	74.96	2:19.644	3
5	26	GPF	5 Damian LEE	Yamaha TZR250 - Leed Autos	4	9:57.048	1:04.898	26.775	71.60	2:27.042	4
6	142	GPF	6 Martin PEARSON	Yamaha TZR250 - Viking Inspection	4	10:04.451	1:12.301	7.403	70.72	2:28.266	4
7	53	GPF	7 Alan COATES	Yamaha TZR250 - Clarendon Motorcycles Hull	4	10:04.780	1:12.630	0.329	70.69	2:27.640	4
8	169	GPF	8 Mark ELLERAY	Yamaha TZR250 - Abbot Solutions Ltd	4	10:24.882	1:32.732	20.102	68.41	2:34.484	2
9	17	GPF	9 David PATERSON	Aprilia RS250 - The love of a good woman	4	10:25.677	1:33.527	0.795	68.32	2:33.342	2
10	75		1 Peter WOODALL	MZ ETZ 250 - Online Lubricants	4	10:45.005	1:52.855	19.328	66.28	2:22.932	4
11	95		2 Christopher ROGERS	MZ ETZ 250 - CB Racing	4	10:47.225	1:55.075	2.220	66.05	2:24.195	3
12	85		3 Andrew WALES	MZ ETZ 250 - Illuminated Design LTD	4	10:53.860	2:01.710	6.635	65.38	2:25.578	4
13	96		4 Chris KENT	MZ ETZ 250 - Buxton Powder Coating	4	10:54.203	2:02.053	0.343	65.35	2:27.014	3
14	32		5 John ASHMEAD	MZ ETZ 250 -	4	10:54.305	2:02.155	0.102	65.34	2:25.928	2
15	550		6 Harrison DESOY	MZ ETZ 250 - Online Lubricants	4	10:54.336	2:02.186	0.031	65.33	2:26.626	3
16	9		7 Gary HOWLETT	MZ TS250 - HS Racing	4	10:54.386	2:02.236	0.050	65.33	2:26.481	3
17	108		8 Ian KEEBLE	MZ ETZ 250 -	3	8:58.722	1 Lap	1 Lap	59.51	2:37.418	2
18	69		9 Alexander MANN	MZ TS 250 - HS RACING	3	8:59.605	1 Lap	0.883	59.42	2:29.861	3
19	3		10 Max MAUD	MZ ETZ 250 -	3	9:13.990	1 Lap	14.385	57.87	2:42.658	2
20	66		11 Graeme LEWIS	MZ ETZ 250 -	3	9:37.559	1 Lap	23.569	55.51	2:49.044	3
21	11		12 Simon READ	MZ ETZ 250 - Donna "The Boss"	3	9:40.586	1 Lap	3.027	55.22	2:49.332	3
22	49		13 Andy MARKS	MZ ETZ 250 - Kingpin Components	3	9:40.688	1 Lap	0.102	55.21	2:50.047	3
23	6		14 Paul ANSELL	MZ ETZ 250 -	3	9:44.902	1 Lap	4.214	54.81	2:53.286	2
24	565		15 Louis KERSHAW	MZ ETZ 250 -	3	9:46.872	1 Lap	1.970	54.63	2:50.624	3

NOT CLASSIFIED

DNF	81		Scott GRANT	MZ ETZ 250 - Katie, Mum and Dad	3	8:38.987	1 Lap		61.78	2:28.188	2
DNF	566		Michael WILBY	MZ ETZ 250 - Sziler UK	3	9:08.625	1 Lap	29.638	58.44	2:41.265	3
DNF	27	GPF	Richard HAYWARD	Yamaha TZR 250 - Hazel Motors/ Gforce	1	2:34.437	3 Laps	2 Laps	69.20	2:34.437	1
DNF	67	GPF	Mark BAILEY	Yamaha TZR250 -	1	2:48.317	3 Laps	13.880	63.49	2:48.317	1
DNF	251	GPF	Stephen WIMBLE	Yamaha TZR 250 -	1	2:59.535	3 Laps	11.218	59.53	2:59.535	1
DNF	56		Russell TURNER	MZ ETZ 250 -	1	3:58.955	3 Laps	59.420	44.72	3:58.955	1
DNF	38		Chris PETTET	MZ ETZ 250 -	0						

FASTEST LAP

22	GPF	Rik BALLERINI	Suuzki RGV - SCLS LTD, GECKO RACING, CAMB	2	2:11.107	81.52 mph	131.19 kph
75		Peter WOODALL	MZ ETZ 250 - Online Lubricants	4	2:22.932	74.77 mph	120.34 kph

Race stopped

Class GPF - 92.5% of Race Speed = 74.30 mph

Class - 92.5% of Race Speed = 61.30 mph

Snetterton 300: 2.9689 miles

Race Distance: 4 Laps / 11.87 miles

Start: 15:46 Flag 00:00 End: 15:59

Weather / Track : Cloudy / Dry

These results are provisional until the conclusion of any judicial and technical matters.

Clerk Of Course :	Stewards :	Timekeeper : Craig Smith
-------------------	------------	--------------------------

Results can be found at [www.tsl-timing.com](http://www.tsl-timing.com)

Printed - 16:04 Saturday, 29 May 2021



# BMCRC - MRO Championships 2021 - Rnd 2 @ Snetterton 300

## Chilton Motors 250 MZs & Blue Haze GPF

### RACE 10 - LAP CHART

LAP 1 @ 15:48:35.260			LAP 2 @ 15:50:46.367			LAP 3 @ 15:52:59.247			LAP 4 @ 15:55:11.397		
NO	BEHIND	LAP TIME	NO	BEHIND	LAP TIME	NO	BEHIND	LAP TIME	NO	BEHIND	LAP TIME
22		2:16.013	22		2:11.107	22		2:12.880	22		2:12.150
88	7.648	2:23.661	88	15.463	2:18.922	66	1 Lap	2:51.792	108	1 Lap	2:39.948
4	11.832	2:27.845	4	21.197	2:20.472	49	1 Lap	2:50.132	69	1 Lap	2:29.861
14	12.354	2:28.367	14	22.001	2:20.754	11	1 Lap	2:52.248	566	1 Lap	2:41.265
27	18.424	2:34.437	26	34.807	2:27.475	6	1 Lap	2:53.286	3	1 Lap	2:43.524
26	18.439	2:34.452	142	39.628	2:30.042	565	1 Lap	2:52.659	88	28.879	2:19.744
142	20.693	2:36.706	53	40.713	2:29.231	88	21.285	2:18.702	4	38.016	2:20.680
53	22.589	2:38.602	17	46.848	2:33.342	14	28.765	2:19.644	14	38.123	2:21.508
169	24.558	2:40.571	169	47.935	2:34.484	4	29.486	2:21.169	66	1 Lap	2:49.044
17	24.613	2:40.626	75	1:31.084	2:25.299	26	50.006	2:28.079	11	1 Lap	2:49.332
67	32.304	2:48.317	95	1:31.141	2:25.478	142	56.185	2:29.437	49	1 Lap	2:50.047
251	43.522	2:59.535	96	1:32.639	2:27.214	53	57.140	2:29.307	6	1 Lap	2:53.518
96	1:16.532	3:32.545	550	1:32.948	2:27.068	169	1:10.046	2:34.991	565	1 Lap	2:50.624
95	1:16.770	3:32.783	32	1:33.935	2:25.928	17	1:10.071	2:36.103	26	1:04.898	2:27.042
75	1:16.892	3:32.905	9	1:34.171	2:26.936	75	1:42.073	2:23.869	142	1:12.301	2:28.266
85	1:16.944	3:32.957	85	1:34.610	2:28.773	95	1:42.456	2:24.195	53	1:12.630	2:27.640
550	1:16.987	3:33.000	81	1:36.123	2:28.188	550	1:46.694	2:26.626	169	1:32.732	2:34.836
69	1:17.838	3:33.851	108	1:51.654	2:37.418	96	1:46.773	2:27.014	17	1:33.527	2:35.606
9	1:18.342	3:34.355	566	2:00.240	2:42.603	32	1:47.421	2:26.366	75	1:52.855	2:22.932
81	1:19.042	3:35.055	69	2:02.624	2:55.893	9	1:47.772	2:26.481	95	1:55.075	2:24.769
32	1:19.114	3:35.127	3	2:03.346	2:42.658	85	1:48.282	2:26.552	85	2:01.710	2:25.578
108	1:25.343	3:41.356				81	1:58.987	2:35.744	96	2:02.053	2:27.430
566	1:28.744	3:44.757							32	2:02.155	2:26.884
3	1:31.795	3:47.808							550	2:02.186	2:27.642
66	1:40.710	3:56.723							9	2:02.236	2:26.614
6	1:42.085	3:58.098									
56	1:42.942	3:58.955									
11	1:42.993	3:59.006									
49	1:44.496	4:00.509									
565	1:47.576	4:03.589									

Weather / Track : Cloudy / Dry

Results can be found at [www.tsl-timing.com](http://www.tsl-timing.com)

Snetterton 300  
Circuit Length = 2.9689 miles  
Start: 15:46 Flag 00:00 End: 15:59

Printed - 16:05 Saturday, 29 May 2021



# BMCRC - MRO Championships 2021 - Rnd 2 @ Snetterton 300

## Chilton Motors 250 MZs & Blue Haze GPF

### RACE 10 - SECTOR ANALYSIS



SECTOR 1 = FL to I1, SECTOR 2 = I1 to FL, DIFF = Difference To Personal Best Lap, P = Crossed Finish Line in Pit Lane, D = Time Disallowed

P1 22 GPF Rik BALLERINI		Suuzki RGV - SCLS LTD, GECKO RACING, CAMBRIDGE MC,				
IDEAL LAP TIME : 2:10.594		BEST LAP TIME : 2:11.107		DIFFERENCE : 0.513		
LAP	SECTOR 1	SECTOR 2	LAP TIME	MPH	DIFF	TIME OF DAY
1 -		43.411	2:16.013	78.58	4.906	15:48:35.260
2 -	1:27.771	43.336	<b>2:11.107 (1)</b>	<b>81.52</b>		<b>15:50:46.367</b>
3 -	<b>1:27.345</b>	45.535	2:12.880 (3)	80.43	1.773	15:52:59.247
4 -	1:28.150	44.000	2:12.150 (2)	80.87	1.043	15:55:11.397

P2 88 GPF Michael STANLEY		Yamaha TZR 250 -				
IDEAL LAP TIME : 2:18.564		BEST LAP TIME : 2:18.702		DIFFERENCE : 0.138		
LAP	SECTOR 1	SECTOR 2	LAP TIME	MPH	DIFF	TIME OF DAY
1 -		<b>45.827</b>	2:23.661	74.39	4.959	15:48:42.908
2 -	1:32.823	46.099	2:18.922 (2)	76.93	0.220	15:51:01.830
3 -	<b>1:32.737</b>	45.965	<b>2:18.702 (1)</b>	<b>77.05</b>		<b>15:53:20.532</b>
4 -	1:33.466	46.278	2:19.744 (3)	76.48	1.042	15:55:40.276

P3 4 GPF James SEATH		Aprilia RS250 - Ovenden Earthmoving				
IDEAL LAP TIME : 2:18.642		BEST LAP TIME : 2:20.472		DIFFERENCE : 1.830		
LAP	SECTOR 1	SECTOR 2	LAP TIME	MPH	DIFF	TIME OF DAY
1 -		47.013	2:27.845	72.29	7.373	15:48:47.092
2 -	1:33.865	<b>46.607</b>	<b>2:20.472 (1)</b>	<b>76.08</b>		<b>15:51:07.564</b>
3 -	1:34.049	47.120	2:21.169 (3)	75.71	0.697	15:53:28.733
4 -	1:33.594	47.086	2:20.680 (2)	75.97	0.208	15:55:49.413

P4 14 GPF Denis HALIL		Yamaha TZR - D & A AUTOS				
IDEAL LAP TIME : 2:18.651		BEST LAP TIME : 2:19.644		DIFFERENCE : 0.993		
LAP	SECTOR 1	SECTOR 2	LAP TIME	MPH	DIFF	TIME OF DAY
1 -		46.920	2:28.367	72.03	8.723	15:48:47.614
2 -	1:33.751	47.003	2:20.754 (2)	75.93	1.110	15:51:08.368
3 -	1:33.320	<b>46.324</b>	<b>2:19.644 (1)</b>	<b>76.53</b>		<b>15:53:28.012</b>
4 -	1:34.317	47.191	2:21.508 (3)	75.52	1.864	15:55:49.520

P5 26 GPF Damian LEE		Yamaha TZR250 - Leed Autos				
IDEAL LAP TIME : 2:27.042		BEST LAP TIME : 2:27.042		DIFFERENCE : 0.000		
LAP	SECTOR 1	SECTOR 2	LAP TIME	MPH	DIFF	TIME OF DAY
1 -		50.032	2:34.452	69.19	7.410	15:48:53.699
2 -	1:38.235	49.240	2:27.475 (2)	72.47	0.433	15:51:21.174
3 -	1:38.632	49.447	2:28.079 (3)	72.17	1.037	15:53:49.253
4 -	<b>1:37.967</b>	<b>49.075</b>	<b>2:27.042 (1)</b>	<b>72.68</b>		<b>15:56:16.295</b>

P6 142 GPF Martin PEARSON		Yamaha TZR250 - Viking Inspection				
IDEAL LAP TIME : 2:28.266		BEST LAP TIME : 2:28.266		DIFFERENCE : 0.000		
LAP	SECTOR 1	SECTOR 2	LAP TIME	MPH	DIFF	TIME OF DAY
1 -		49.962	2:36.706	68.20	8.440	15:48:55.953
2 -	1:39.435	50.607	2:30.042 (3)	71.23	1.776	15:51:25.995
3 -	1:39.644	49.793	2:29.437 (2)	71.52	1.171	15:53:55.432
4 -	<b>1:38.601</b>	<b>49.665</b>	<b>2:28.266 (1)</b>	<b>72.08</b>		<b>15:56:23.698</b>

P7 53 GPF Alan COATES		Yamaha TZR250 - Clarendon Motorcycles Hull				
IDEAL LAP TIME : 2:27.640		BEST LAP TIME : 2:27.640		DIFFERENCE : 0.000		
LAP	SECTOR 1	SECTOR 2	LAP TIME	MPH	DIFF	TIME OF DAY
1 -		50.142	2:38.602	67.38	10.962	15:48:57.849
2 -	1:39.421	49.810	2:29.231 (2)	71.62	1.591	15:51:27.080
3 -	1:38.977	50.330	2:29.307 (3)	71.58	1.667	15:53:56.387
4 -	<b>1:38.519</b>	<b>49.121</b>	<b>2:27.640 (1)</b>	<b>72.39</b>		<b>15:56:24.027</b>

Weather / Track : Cloudy / Dry

Snetterton 300  
Circuit Length = 2.9689 miles  
Start: 15:46 Flag 00:00 End: 15:59

# BMCRC - MRO Championships 2021 - Rnd 2 @ Snetterton 300

## Chilton Motors 250 MZs & Blue Haze GPF

### RACE 10 - SECTOR ANALYSIS



SECTOR 1 = FL to I1, SECTOR 2 = I1 to FL, DIFF = Difference To Personal Best Lap, P = Crossed Finish Line in Pit Lane, D = Time Disallowed

P8 169 GPF Mark ELLERAY		Yamaha TZR250 - Abbot Solutions Ltd				
IDEAL LAP TIME : 2:34.484		BEST LAP TIME : 2:34.484		DIFFERENCE : 0.000		
LAP	SECTOR 1	SECTOR 2	LAP TIME	MPH	DIFF	TIME OF DAY
1 -		51.502	2:40.571	66.56	6.087	15:48:59.818
2 -	<b>1:43.390</b>	<b>51.094</b>	<b>2:34.484 (1)</b>	<b>69.18</b>		<b>15:51:34.302</b>
3 -	1:43.520	51.471	2:34.991 (3)	68.95	0.507	15:54:09.293
4 -	1:43.522	51.314	2:34.836 (2)	69.02	0.352	15:56:44.129

P9 17 GPF David PATERSON		Aprilia RS250 - The love of a good woman				
IDEAL LAP TIME : 2:32.762		BEST LAP TIME : 2:33.342		DIFFERENCE : 0.580		
LAP	SECTOR 1	SECTOR 2	LAP TIME	MPH	DIFF	TIME OF DAY
1 -		<b>51.568</b>	2:40.626	66.53	7.284	15:48:59.873
2 -	<b>1:41.194</b>	52.148	<b>2:33.342 (1)</b>	<b>69.70</b>		<b>15:51:33.215</b>
3 -	1:43.193	52.910	2:36.103 (3)	68.46	2.761	15:54:09.318
4 -	1:43.276	52.330	2:35.606 (2)	68.68	2.264	15:56:44.924

P10 75 Peter WOODALL		MZ ETZ 250 - Online Lubricants				
IDEAL LAP TIME : 2:22.932		BEST LAP TIME : 2:22.932		DIFFERENCE : 0.000		
LAP	SECTOR 1	SECTOR 2	LAP TIME	MPH	DIFF	TIME OF DAY
1 -		48.428	3:32.905	50.20	1:09.973	15:49:52.152
2 -	1:37.415	47.884	2:25.299 (3)	73.55	2.367	15:52:17.451
3 -	1:36.614	47.255	2:23.869 (2)	74.29	0.937	15:54:41.320
4 -	<b>1:35.732</b>	<b>47.200</b>	<b>2:22.932 (1)</b>	<b>74.77</b>		<b>15:57:04.252</b>

P11 95 Christopher ROGERS		MZ ETZ 250 - CB Racing				
IDEAL LAP TIME : 2:24.195		BEST LAP TIME : 2:24.195		DIFFERENCE : 0.000		
LAP	SECTOR 1	SECTOR 2	LAP TIME	MPH	DIFF	TIME OF DAY
1 -		48.336	3:32.783	50.22	1:08.588	15:49:52.030
2 -	1:37.489	47.989	2:25.478 (3)	73.46	1.283	15:52:17.508
3 -	<b>1:36.776</b>	<b>47.419</b>	<b>2:24.195 (1)</b>	<b>74.12</b>		<b>15:54:41.703</b>
4 -	1:37.348	47.421	2:24.769 (2)	73.82	0.574	15:57:06.472

P12 85 Andrew WALES		MZ ETZ 250 - Illuminated Design LTD				
IDEAL LAP TIME : 2:25.578		BEST LAP TIME : 2:25.578		DIFFERENCE : 0.000		
LAP	SECTOR 1	SECTOR 2	LAP TIME	MPH	DIFF	TIME OF DAY
1 -		48.500	3:32.957	50.18	1:07.379	15:49:52.204
2 -	1:39.015	49.758	2:28.773 (3)	71.84	3.195	15:52:20.977
3 -	1:38.161	48.391	2:26.552 (2)	72.93	0.974	15:54:47.529
4 -	<b>1:37.449</b>	<b>48.129</b>	<b>2:25.578 (1)</b>	<b>73.41</b>		<b>15:57:13.107</b>

P13 96 Chris KENT		MZ ETZ 250 - Buxton Powder Coating				
IDEAL LAP TIME : 2:26.841		BEST LAP TIME : 2:27.014		DIFFERENCE : 0.173		
LAP	SECTOR 1	SECTOR 2	LAP TIME	MPH	DIFF	TIME OF DAY
1 -		<b>48.303</b>	3:32.545	50.28	1:05.531	15:49:51.792
2 -	1:38.771	48.443	2:27.214 (2)	72.60	0.200	15:52:19.006
3 -	<b>1:38.538</b>	48.476	<b>2:27.014 (1)</b>	<b>72.70</b>		<b>15:54:46.020</b>
4 -	1:38.709	48.721	2:27.430 (3)	72.49	0.416	15:57:13.450

P14 32 John ASHMEAD		MZ ETZ 250 -				
IDEAL LAP TIME : 2:25.928		BEST LAP TIME : 2:25.928		DIFFERENCE : 0.000		
LAP	SECTOR 1	SECTOR 2	LAP TIME	MPH	DIFF	TIME OF DAY
1 -		49.384	3:35.127	49.68	1:09.199	15:49:54.374
2 -	<b>1:38.161</b>	<b>47.767</b>	<b>2:25.928 (1)</b>	<b>73.24</b>		<b>15:52:20.302</b>
3 -	1:38.282	48.084	2:26.366 (2)	73.02	0.438	15:54:46.668
4 -	1:38.434	48.450	2:26.884 (3)	72.76	0.956	15:57:13.552

Weather / Track : Cloudy / Dry

Snetterton 300  
Circuit Length = 2.9689 miles  
Start: 15:46 Flag 00:00 End: 15:59

# BMCRC - MRO Championships 2021 - Rnd 2 @ Snetterton 300

## Chilton Motors 250 MZs & Blue Haze GPF

### RACE 10 - SECTOR ANALYSIS



SECTOR 1 = FL to I1, SECTOR 2 = I1 to FL, DIFF = Difference To Personal Best Lap, P = Crossed Finish Line in Pit Lane, D = Time Disallowed

P15 550		Harrison DESOY		MZ ETZ 250 - Online Lubricants		
IDEAL LAP TIME : 2:26.626		BEST LAP TIME : 2:26.626		DIFFERENCE : 0.000		
LAP	SECTOR 1	SECTOR 2	LAP TIME	MPH	DIFF	TIME OF DAY
1 -		48.641	3:33.000	50.17	1:06.374	15:49:52.247
2 -	1:38.457	48.611	2:27.068 (2)	72.67	0.442	15:52:19.315
3 -	<b>1:38.346</b>	<b>48.280</b>	<b>2:26.626 (1)</b>	<b>72.89</b>		<b>15:54:45.941</b>
4 -	1:38.758	48.884	2:27.642 (3)	72.39	1.016	15:57:13.583

P16 9		Gary HOWLETT		MZ TS250 - HS Racing		
IDEAL LAP TIME : 2:25.152		BEST LAP TIME : 2:26.481		DIFFERENCE : 1.329		
LAP	SECTOR 1	SECTOR 2	LAP TIME	MPH	DIFF	TIME OF DAY
1 -		49.299	3:34.355	49.86	1:07.874	15:49:53.602
2 -	1:39.458	<b>47.478</b>	2:26.936 (3)	72.73	0.455	15:52:20.538
3 -	<b>1:37.674</b>	48.807	<b>2:26.481 (1)</b>	<b>72.96</b>		<b>15:54:47.019</b>
4 -	1:38.923	47.691	2:26.614 (2)	72.89	0.133	15:57:13.633

P17 108		Ian KEEBLE		MZ ETZ 250 -		
IDEAL LAP TIME : 2:36.888		BEST LAP TIME : 2:37.418		DIFFERENCE : 0.530		
LAP	SECTOR 1	SECTOR 2	LAP TIME	MPH	DIFF	TIME OF DAY
1 -		<b>51.605</b>	3:41.356 (3)	48.28	1:03.938	15:50:00.603
2 -	<b>1:45.283</b>	52.135	<b>2:37.418 (1)</b>	<b>67.89</b>		<b>15:52:38.021</b>
3 -	1:47.108	52.840	2:39.948 (2)	66.82	2.530	15:55:17.969

P18 69		Alexander MANN		MZ TS 250 - HS RACING		
IDEAL LAP TIME : 2:29.826		BEST LAP TIME : 2:29.861		DIFFERENCE : 0.035		
LAP	SECTOR 1	SECTOR 2	LAP TIME	MPH	DIFF	TIME OF DAY
1 -		<b>48.935</b>	3:33.851 (3)	49.97	1:03.990	15:49:53.098
2 -	2:06.396	49.497	2:55.893 (2)	60.76	26.032	15:52:48.991
3 -	<b>1:40.891</b>	48.970	<b>2:29.861 (1)</b>	<b>71.31</b>		<b>15:55:18.852</b>

P19 3		Max MAUD		MZ ETZ 250 -		
IDEAL LAP TIME : 2:42.192		BEST LAP TIME : 2:42.658		DIFFERENCE : 0.466		
LAP	SECTOR 1	SECTOR 2	LAP TIME	MPH	DIFF	TIME OF DAY
1 -		<b>54.027</b>	3:47.808 (3)	46.91	1:05.150	15:50:07.055
2 -	<b>1:48.165</b>	54.493	<b>2:42.658 (1)</b>	<b>65.70</b>		<b>15:52:49.713</b>
3 -	1:49.301	54.223	2:43.524 (2)	65.36	0.866	15:55:33.237

P20 66		Graeme LEWIS		MZ ETZ 250 -		
IDEAL LAP TIME : 2:49.044		BEST LAP TIME : 2:49.044		DIFFERENCE : 0.000		
LAP	SECTOR 1	SECTOR 2	LAP TIME	MPH	DIFF	TIME OF DAY
1 -		56.519	3:56.723 (3)	45.15	1:07.679	15:50:15.970
2 -	1:54.757	57.035	2:51.792 (2)	62.21	2.748	15:53:07.762
3 -	<b>1:53.153</b>	<b>55.891</b>	<b>2:49.044 (1)</b>	<b>63.22</b>		<b>15:55:56.806</b>

P21 11		Simon READ		MZ ETZ 250 - Donna "The Boss"		
IDEAL LAP TIME : 2:47.503		BEST LAP TIME : 2:49.332		DIFFERENCE : 1.829		
LAP	SECTOR 1	SECTOR 2	LAP TIME	MPH	DIFF	TIME OF DAY
1 -		55.977	3:59.006 (3)	44.71	1:09.674	15:50:18.253
2 -	1:54.955	57.293	2:52.248 (2)	62.05	2.916	15:53:10.501
3 -	1:54.839	<b>54.493</b>	<b>2:49.332 (1)</b>	<b>63.11</b>		<b>15:55:59.833</b>

Weather / Track : Cloudy / Dry

Snetterton 300  
Circuit Length = 2.9689 miles  
Start: 15:46 Flag 00:00 End: 15:59

# BMCRC - MRO Championships 2021 - Rnd 2 @ Snetterton 300

## Chilton Motors 250 MZs & Blue Haze GPF

### RACE 10 - SECTOR ANALYSIS



SECTOR 1 = FL to I1, SECTOR 2 = I1 to FL, DIFF = Difference To Personal Best Lap, P = Crossed Finish Line in Pit Lane, D = Time Disallowed

<b>P22</b>	<b>49</b>	<b>Andy MARKS</b>	MZ ETZ 250 - Kingpin Components			
IDEAL LAP TIME : 2:49.042		BEST LAP TIME : 2:50.047	DIFFERENCE : 1.005			
LAP	SECTOR 1	SECTOR 2	LAP TIME	MPH	DIFF	TIME OF DAY
1 -		56.825	4:00.509 (3)	44.43	1:10.462	15:50:19.756
2 -	<b>1:52.825</b>	57.307	2:50.132 (2)	62.82	0.085	15:53:09.888
3 -	1:53.830	<b>56.217</b>	<b>2:50.047 (1)</b>	<b>62.85</b>		<b>15:55:59.935</b>
<b>P23</b>	<b>6</b>	<b>Paul ANSELL</b>	MZ ETZ 250 -			
IDEAL LAP TIME : 2:51.665		BEST LAP TIME : 2:53.286	DIFFERENCE : 1.621			
LAP	SECTOR 1	SECTOR 2	LAP TIME	MPH	DIFF	TIME OF DAY
1 -		<b>56.393</b>	3:58.098 (3)	44.88	1:04.812	15:50:17.345
2 -	<b>1:55.272</b>	58.014	<b>2:53.286 (1)</b>	<b>61.67</b>		<b>15:53:10.631</b>
3 -	1:56.037	57.481	2:53.518 (2)	61.59	0.232	15:56:04.149
<b>P24</b>	<b>565</b>	<b>Louis KERSHAW</b>	MZ ETZ 250 -			
IDEAL LAP TIME : 2:49.762		BEST LAP TIME : 2:50.624	DIFFERENCE : 0.862			
LAP	SECTOR 1	SECTOR 2	LAP TIME	MPH	DIFF	TIME OF DAY
1 -		57.581	4:03.589 (3)	43.87	1:12.965	15:50:22.836
2 -	1:55.619	57.040	2:52.659 (2)	61.90	2.035	15:53:15.495
3 -	1:54.887	<b>55.737</b>	<b>2:50.624 (1)</b>	<b>62.64</b>		<b>15:56:06.119</b>
<b>P25</b>	<b>81</b>	<b>Scott GRANT</b>	MZ ETZ 250 - Katie, Mum and Dad			
IDEAL LAP TIME : 2:28.188		BEST LAP TIME : 2:28.188	DIFFERENCE : 0.000			
LAP	SECTOR 1	SECTOR 2	LAP TIME	MPH	DIFF	TIME OF DAY
1 -		49.756	3:35.055 (3)	49.69	1:06.867	15:49:54.302
2 -	<b>1:39.184</b>	<b>49.004</b>	<b>2:28.188 (1)</b>	<b>72.12</b>		<b>15:52:22.490</b>
3 -	1:41.643	54.101	2:35.744 (2)	68.62	7.556	15:54:58.234
<b>P26</b>	<b>566</b>	<b>Michael WILBY</b>	MZ ETZ 250 - Sziler UK			
IDEAL LAP TIME : 2:40.513		BEST LAP TIME : 2:41.265	DIFFERENCE : 0.752			
LAP	SECTOR 1	SECTOR 2	LAP TIME	MPH	DIFF	TIME OF DAY
1 -		<b>52.559</b>	3:44.757 (3)	47.55	1:03.492	15:50:04.004
2 -	1:48.548	54.055	2:42.603 (2)	65.73	1.338	15:52:46.607
3 -	<b>1:47.954</b>	53.311	<b>2:41.265 (1)</b>	<b>66.27</b>		<b>15:55:27.872</b>
<b>P27</b>	<b>27 GPF</b>	<b>Richard HAYWARD</b>	Yamaha TZR 250 - Hazel Motors/ Gforce			
IDEAL LAP TIME : 2:27.729		BEST LAP TIME : 2:34.437	DIFFERENCE : 6.708			
LAP	SECTOR 1	SECTOR 2	LAP TIME	MPH	DIFF	TIME OF DAY
1 -		<b>48.044</b>	<b>2:34.437 (1)</b>	<b>69.20</b>		<b>15:48:53.684</b>
<b>P28</b>	<b>67 GPF</b>	<b>Mark BAILEY</b>	Yamaha TZR250 -			
IDEAL LAP TIME : 2:50.107		BEST LAP TIME : 2:48.317	DIFFERENCE : -1.789			
LAP	SECTOR 1	SECTOR 2	LAP TIME	MPH	DIFF	TIME OF DAY
1 -		<b>55.279</b>	<b>2:48.317 (1)</b>	<b>63.49</b>		<b>15:49:07.564</b>
<b>P29</b>	<b>251 GPF</b>	<b>Stephen WIMBLE</b>	Yamaha TZR 250 -			
IDEAL LAP TIME : 2:59.512		BEST LAP TIME : 2:59.535	DIFFERENCE : 0.023			
LAP	SECTOR 1	SECTOR 2	LAP TIME	MPH	DIFF	TIME OF DAY
1 -		<b>58.685</b>	<b>2:59.535 (1)</b>	<b>59.53</b>		<b>15:49:18.782</b>
<b>P30</b>	<b>56</b>	<b>Russell TURNER</b>	MZ ETZ 250 -			
IDEAL LAP TIME :		BEST LAP TIME : 3:58.955	DIFFERENCE :			
LAP	SECTOR 1	SECTOR 2	LAP TIME	MPH	DIFF	TIME OF DAY
1 -		<b>1:05.062</b>	<b>3:58.955 (1)</b>	<b>44.72</b>		<b>15:50:18.202</b>

Weather / Track : Cloudy / Dry

Snetterton 300  
Circuit Length = 2.9689 miles  
Start: 15:46 Flag 00:00 End: 15:59

# BMCRC - MRO Championships 2021 - Rnd 2 @ Snetterton 300

## Chilton Motors 250 MZs & Blue Haze GPF

### RACE 10 - BEST SECTORS

SECTOR 1			SECTOR 2			IDEAL / BEST COMPARISON						
POS	NO	NAME	TIME	NO	NAME	TIME	POS	NO	NAME	IDEAL	BEST	DIFF
									<b>PERFECT LAP</b>	<b>2:10.594</b>		
1	22	BALLERINI	1:27.345	22	BALLERINI	43.249	1	22	BALLERINI	2:10.594	2:11.107	0.513
2	4	SEATH	1:32.035	88	STANLEY	45.827	2	88	STANLEY	2:18.564	2:18.702	0.138
3	14	HALIL	1:32.327	14	HALIL	46.324	3	4	SEATH	2:18.642	2:20.472	1.830
4	88	STANLEY	1:32.737	4	SEATH	46.607	4	14	HALIL	2:18.651	2:19.644	0.993
5	75	WOODALL	1:35.732	75	WOODALL	47.200	5	75	WOODALL	2:22.932	2:22.932	0.000
6	95	ROGERS	1:36.776	95	ROGERS	47.419	6	95	ROGERS	2:24.195	2:24.195	0.000
7	85	WALES	1:37.449	9	HOWLETT	47.478	7	9	HOWLETT	2:25.152	2:26.481	1.329
8	9	HOWLETT	1:37.674	32	ASHMEAD	47.767	8	85	WALES	2:25.578	2:25.578	0.000
9	26	LEE	1:37.967	27	HAYWARD	48.044	9	32	ASHMEAD	2:25.928	2:25.928	0.000
10	32	ASHMEAD	1:38.161	85	WALES	48.129	10	550	DESSOY	2:26.626	2:26.626	0.000
11	550	DESSOY	1:38.346	550	DESSOY	48.280	11	96	KENT	2:26.841	2:27.014	0.173
12	53	COATES	1:38.519	96	KENT	48.303	12	26	LEE	2:27.042	2:27.042	0.000
13	96	KENT	1:38.538	69	MANN	48.935	13	53	COATES	2:27.640	2:27.640	0.000
14	142	PEARSON	1:38.601	81	GRANT	49.004	14	27	HAYWARD	2:27.729	2:34.437	6.708
15	81	GRANT	1:39.184	26	LEE	49.075	15	81	GRANT	2:28.188	2:28.188	0.000
16	27	HAYWARD	1:39.685	53	COATES	49.121	16	142	PEARSON	2:28.266	2:28.266	0.000
17	69	MANN	1:40.891	142	PEARSON	49.665	17	69	MANN	2:29.826	2:29.861	0.035
18	17	PATERSON	1:41.194	169	ELLERAY	51.094	18	17	PATERSON	2:32.762	2:33.342	0.580
19	169	ELLERAY	1:43.390	17	PATERSON	51.568	19	169	ELLERAY	2:34.484	2:34.484	0.000
20	108	KEEBLE	1:45.283	108	KEEBLE	51.605	20	108	KEEBLE	2:36.888	2:37.418	0.530
21	566	WILBY	1:47.954	566	WILBY	52.559	21	566	WILBY	2:40.513	2:41.265	0.752
22	3	MAUD	1:48.165	3	MAUD	54.027	22	3	MAUD	2:42.192	2:42.658	0.466
23	49	MARKS	1:52.825	11	READ	54.493	23	11	READ	2:47.503	2:49.332	1.829
24	11	READ	1:53.010	67	BAILEY	55.279	24	49	MARKS	2:49.042	2:50.047	1.005
25	66	LEWIS	1:53.153	565	KERSHAW	55.737	25	66	LEWIS	2:49.044	2:49.044	0.000
26	565	KERSHAW	1:54.025	66	LEWIS	55.891	26	565	KERSHAW	2:49.762	2:50.624	0.862
27	67	BAILEY	1:54.828	49	MARKS	56.217	27	67	BAILEY	2:50.107	2:48.317	-1.789
28	6	ANSELL	1:55.272	6	ANSELL	56.393	28	6	ANSELL	2:51.665	2:53.286	1.621
29	251	WIMBLE	2:00.827	251	WIMBLE	58.685	29	251	WIMBLE	2:59.512	2:59.535	0.023
30				56	TURNER	1:05.062	30	56	TURNER		3:58.955	
31												

Weather / Track : Cloudy / Dry

Results can be found at [www.tsl-timing.com](http://www.tsl-timing.com)

Snetterton 300

Circuit Length = 2.9689 miles

Start: 15:46 Flag 00:00 End: 15:59

Printed - 16:05 Saturday, 29 May 2021

# BMCRC - MRO Championships 2021 - Rnd 2 @ Snetterton 300

## Chilton Motors 250 MZs & Blue Haze GPF

### RACE 10 - STATISTICS

**Competitors Started** 31  
**Planned Start** 2021-05-29 @ 15:00:00.000  
**Actual Start** 2021-05-29 @ 15:46:19.246  
**Finish Time**  
**Track Length** 2.9689mi.  
**Total Laps** 98  
**Total Distance Covered** 290.9533mi.

#### Session Fastest Lap History

NO	CL	NAME	LAP TIME	TIME OF DAY	LAP	VEHICLE
22	GPF	Rik BALLERINI	<b>2:16.013</b>	15:48:35.270	1	Suuzki RGV
22	GPF	Rik BALLERINI	<b>2:11.107</b>	15:50:46.378	2	Suuzki RGV

#### Session Leader History

NO	CL	NAME	FROM LAP	LAPS LED	DISTANCE	VEHICLE
22	GPF	Rik BALLERINI	1	4	11.87 miles	Suuzki RGV

#### Flag History

TYPE	TIME OF DAY
GREEN	15:46:19.246
RED	15:57:22.403

#### Flag Statistics

TYPE	COUNT	TOTAL LAPS	TOTAL TIME
Green	1	4	11:03.157
Red	1	0	1:40.154
Safety Car	0	0	0.000
FCY	0	0	0.000

# BMCRC - MRO Championships 2021 - Rnd 2 @ Snetterton 300

## Chilton Motors 250 MZs & Blue Haze GPF

### RACE 10 - STATISTICS

**CLASS : GPF**

12 Starters

#### Fastest Lap History

NO	NAME	LAP TIME	TIME OF DAY	LAP	VEHICLE
22	Rik BALLERINI	<b>2:16.013</b>	15:48:35.270	1	Suuzki RGV
22	Rik BALLERINI	<b>2:11.107</b>	15:50:46.378	2	Suuzki RGV

#### Leader History

NO	NAME	FROM LAP	LAPS LED	DISTANCE	VEHICLE
22	Rik BALLERINI	1	4	11.87 miles	Suuzki RGV

# BMCRC - MRO Championships 2021 - Rnd 2 @ Snetterton 300

## Chilton Motors 250 MZs & Blue Haze GPF

### RACE 10 - STATISTICS

CLASS :

19 Starters

#### Fastest Lap History

NO	NAME	LAP TIME	TIME OF DAY	LAP	VEHICLE
96	Chris KENT	3:32.545	15:49:51.797	1	MZ ETZ 250
75	Peter WOODALL	2:25.299	15:52:17.476	2	MZ ETZ 250
75	Peter WOODALL	2:23.869	15:54:41.345	3	MZ ETZ 250
75	Peter WOODALL	2:22.932	15:57:04.277	4	MZ ETZ 250

#### Leader History

NO	NAME	FROM LAP	LAPS LED	DISTANCE	VEHICLE
96	Chris KENT	1	1	2.96 miles	MZ ETZ 250
75	Peter WOODALL	2	3	8.90 miles	MZ ETZ 250





**BMCRC - MRO Championships 2021 - Rnd 2 @ Snetterton 300**

**Chilton Motors 250 MZs & Blue Haze GPF**

**RACE 19 - GRID (5 Laps)**

ROW 13	39		38		37	<b>38</b> Chris PETTET
ROW 12	36	3:58.955 <b>56</b> Russell TURNER	35	2:53.286 <b>6</b> Paul ANSELL	34	2:50.624 <b>565</b> Louis KERSHAW
ROW 11	33	2:50.047 <b>49</b> Andy MARKS	32	2:49.332 <b>11</b> Simon READ	31	2:49.044 <b>66</b> Graeme LEWIS
ROW 10	30	2:42.658 <b>3</b> Max MAUD	29	2:41.265 <b>566</b> Michael WILBY	28	2:37.418 <b>108</b> Ian KEEBLE
ROW 9	27	2:29.861 <b>69</b> Alexander MANN	26	2:28.188 <b>81</b> Scott GRANT	25	2:27.014 <b>96</b> Chris KENT
ROW 8	24	2:26.626 <b>550</b> Harrison DESSOY	23	2:26.481 <b>9</b> Gary HOWLETT	22	2:25.928 <b>32</b> John ASHMEAD
ROW 7	21	2:25.578 <b>85</b> Andrew WALES	20	2:24.195 <b>95</b> Christopher ROGERS	19	2:22.932 <b>75</b> Peter WOODALL
ROW 6	18		17		16	
ROW 5	15		14		13	<b>65</b> Andrew MOXON
ROW 4	12	2:59.535 <b>251</b> Stephen WIMBLE	11	2:48.317 <b>67</b> Mark BAILEY	10	2:34.484 <b>169</b> Mark ELLERAY
ROW 3	9	2:34.437 <b>27</b> Richard HAYWARD	8	2:33.342 <b>17</b> David PATERSON	7	2:28.266 <b>142</b> Martin PEARSON
ROW 2	6	2:27.640 <b>53</b> Alan COATES	5	2:27.042 <b>26</b> Damian LEE	4	2:20.472 <b>4</b> James SEATH
ROW 1	3	2:19.644 <b>14</b> Denis HALIL	2	2:18.702 <b>88</b> Michael STANLEY	1	2:11.107 <b>22</b> Rik BALLERINI
<b>Pole</b>						

Snetterton 300

Circuit Length = 2.9689 miles

These results are provisional until the conclusion of any judicial and technical matters.

Clerk Of Course :	Stewards :	Timekeeper : Craig Smith
-------------------	------------	--------------------------

Results can be found at [www.tsl-timing.com](http://www.tsl-timing.com)

Printed - 16:07 Saturday, 29 May 2021



**BMCRC - MRO Championships 2021 - Rnd 2 @ Snetterton 300**

**Chilton Motors 250 MZs & Blue Haze GPF**

**RACE 19 - CLASSIFICATION**

POS	NO	CL	PIC NAME	ENTRY	LAPS	TIME	GAP	DIFF	MPH	BEST	ON
1	22	GPF	1 Rik BALLERINI	Suuzki RGV - SCLS LTD, GECKO RACING, CAMBF	5	11:31.025			77.33	2:16.266	2
2	88	GPF	2 Michael STANLEY	Yamaha TZR 250 -	5	11:31.194	0.169	0.169	77.31	2:16.050	5
3	4	GPF	3 James SEATH	Aprilia RS250 - Ovenden Earthmoving	5	11:31.685	0.660	0.491	77.26	2:16.171	4
4	14	GPF	4 Denis HALIL	Yamaha TZR - D & A AUTOS	5	11:50.708	19.683	19.023	75.19	2:19.540	3
5	27	GPF	5 Richard HAYWARD	Yamaha TZR 250 - Hazel Motors/ Gforce	5	12:14.613	43.588	23.905	72.74	2:22.743	2
6	26	GPF	6 Damian LEE	Yamaha TZR250 - Leed Autos	5	12:24.023	52.998	9.410	71.82	2:27.207	2
7	53	GPF	7 Alan COATES	Yamaha TZR250 - Clarendon Motorcycles Hull	5	12:24.047	53.022	0.024	71.82	2:24.668	5
8	142	GPF	8 Martin PEARSON	Yamaha TZR250 - Viking Inspection	5	13:00.025	1:29.000	35.978	68.51	2:33.357	5
9	75		1 Peter WOODALL	MZ ETZ 250 - Online Lubricants	5	13:11.634	1:40.609	11.609	67.50	2:23.731	5
10	95		2 Christopher ROGERS	MZ ETZ 250 - CB Racing	5	13:12.703	1:41.678	1.069	67.41	2:24.505	5
11	85		3 Andrew WALES	MZ ETZ 250 - Illuminated Design LTD	5	13:13.371	1:42.346	0.668	67.35	2:24.371	4
12	17	GPF	9 David PATERSON	Aprilia RS250 - The love of a good woman	5	13:15.805	1:44.780	2.434	67.15	2:36.953	3
13	550		4 Harrison DESSOY	MZ ETZ 250 - Online Lubricants	5	13:19.659	1:48.634	3.854	66.82	2:25.524	5
14	96		5 Chris KENT	MZ ETZ 250 - Buxton Powder Coating	5	13:20.388	1:49.363	0.729	66.76	2:24.837	3
15	81		6 Scott GRANT	MZ ETZ 250 - Katie, Mum and Dad	5	13:20.632	1:49.607	0.244	66.74	2:25.743	5
16	9		7 Gary HOWLETT	MZ TS250 - HS Racing	5	13:21.611	1:50.586	0.979	66.66	2:25.585	5
17	69		8 Alexander MANN	MZ TS 250 - HS RACING	5	13:24.246	1:53.221	2.635	66.44	2:27.024	3
18	32		9 John ASHMEAD	MZ ETZ 250 -	5	13:33.250	2:02.225	9.004	65.71	2:27.257	3
19	251	GPF	10 Stephen WIMBLE	Yamaha TZR 250 -	5	13:54.816	2:23.791	21.566	64.01	2:44.253	5
20	67	GPF	11 Mark BAILEY	Yamaha TZR250 -	5	13:55.500	2:24.475	0.684	63.96	2:41.992	2
21	108		10 Ian KEEBLE	MZ ETZ 250 -	4	11:32.218	1 Lap	1 Lap	61.76	2:35.512	4
22	56		11 Russell TURNER	MZ ETZ 250 -	4	11:52.432	1 Lap	20.214	60.00	2:40.168	3
23	38		12 Chris PETTET	MZ ETZ 250 -	4	11:52.817	1 Lap	0.385	59.97	2:39.157	3
24	3		13 Max MAUD	MZ ETZ 250 -	4	11:54.435	1 Lap	1.618	59.84	2:40.029	4
25	66		14 Graeme LEWIS	MZ ETZ 250 -	4	11:59.081	1 Lap	4.646	59.45	2:41.550	4
26	6		15 Paul ANSELL	MZ ETZ 250 -	4	12:15.779	1 Lap	16.698	58.10	2:45.121	4
27	566		16 Michael WILBY	MZ ETZ 250 - Sziler UK	4	12:16.554	1 Lap	0.775	58.04	2:45.847	4
28	49		17 Andy MARKS	MZ ETZ 250 - Kingpin Components	4	12:41.294	1 Lap	24.740	56.15	2:51.369	4

NOT CLASSIFIED

DNF 565 Louis KERSHAW MZ ETZ 250 - 0

FASTEST LAP

88	GPF	Michael STANLEY	Yamaha TZR 250 -	5	2:16.050	78.55 mph	126.42 kph
75		Peter WOODALL	MZ ETZ 250 - Online Lubricants	5	2:23.731	74.36 mph	119.67 kph

Class GPF - 92.5% of Race Speed = 71.53 mph

Class - 92.5% of Race Speed = 62.43 mph

Snetterton 300: 2.9689 miles

Race Distance: 5 Laps / 14.84 miles

Start: 09:20 Flag 09:31 End: 09:34

Weather / Track : Sunny / Dry

These results are provisional until the conclusion of any judicial and technical matters.

Clerk Of Course :	Stewards :	Timekeeper : Craig Smith
-------------------	------------	--------------------------

Results can be found at [www.tsl-timing.com](http://www.tsl-timing.com)

Printed - 09:34 Sunday, 30 May 2021



# BMCRC - MRO Championships 2021 - Rnd 2 @ Snetterton 300

## Chilton Motors 250 MZs & Blue Haze GPF

### RACE 19 - LAP CHART

LAP 1 @ 09:22:27.004			LAP 2 @ 09:24:43.891			LAP 3 @ 09:27:00.615			LAP 4 @ 09:29:18.117			LAP 5 @ 09:31:34.859		
NO	BEHIND	LAP TIME	NO	BEHIND	LAP TIME	NO	BEHIND	LAP TIME	NO	BEHIND	LAP TIME	NO	BEHIND	LAP TIME
88		2:23.170	22		2:16.266	22		2:16.724	22		2:17.502	22		2:16.742
4	0.543	2:23.713	88	0.633	2:17.520	88	0.690	2:16.781	3	1 Lap	2:42.030	88	0.169	2:16.050
22	0.621	2:23.791	4	2.040	2:18.384	49	1 Lap	2:53.890	4	0.707	2:16.171	4	0.660	2:16.695
27	3.831	2:27.001	14	7.956	2:20.849	4	2.038	2:16.722	88	0.861	2:17.673	108	1 Lap	2:35.512
14	3.994	2:27.164	27	9.687	2:22.743	14	10.772	2:19.540	66	1 Lap	2:42.727	14	19.683	2:22.334
26	10.987	2:34.157	26	21.307	2:27.207	27	17.916	2:24.953	14	14.091	2:20.821	56	1 Lap	2:41.002
53	11.841	2:35.011	53	24.217	2:29.263	26	32.034	2:27.451	6	1 Lap	2:45.664	38	1 Lap	2:40.580
142	17.310	2:40.480	142	36.352	2:35.929	53	35.843	2:28.350	566	1 Lap	2:47.052	3	1 Lap	2:40.029
17	20.861	2:44.031	17	42.937	2:38.963	142	54.739	2:35.111	27	30.827	2:30.413	66	1 Lap	2:41.550
67	25.922	2:49.092	67	51.027	2:41.992	17	1:03.166	2:36.953	49	1 Lap	2:52.178	27	43.588	2:29.503
251	27.384	2:50.554	251	56.493	2:45.996	67	1:18.739	2:44.436	26	42.145	2:27.613	6	1 Lap	2:45.121
75	1:08.992	3:32.162	75	1:17.638	2:25.533	95	1:26.056	2:25.092	53	45.096	2:26.755	566	1 Lap	2:45.847
95	1:09.126	3:32.296	95	1:17.688	2:25.449	75	1:26.767	2:25.853	142	1:12.385	2:35.148	26	52.998	2:27.595
85	1:09.557	3:32.727	85	1:17.995	2:25.325	251	1:26.824	2:47.055	17	1:23.428	2:37.764	53	53.022	2:24.668
550	1:10.511	3:33.681	550	1:20.209	2:26.585	85	1:26.948	2:25.677	75	1:33.620	2:24.355	49	1 Lap	2:51.369
81	1:10.869	3:34.039	81	1:20.465	2:26.483	550	1:29.743	2:26.258	85	1:33.817	2:24.371	142	1:29.000	2:33.357
9	1:11.658	3:34.828	9	1:21.502	2:26.731	81	1:29.899	2:26.158	95	1:33.915	2:25.361	75	1:40.609	2:23.731
69	1:12.004	3:35.174	69	1:22.563	2:27.446	9	1:31.414	2:26.636	550	1:39.852	2:27.611	95	1:41.678	2:24.505
32	1:12.111	3:35.281	32	1:23.498	2:28.274	96	1:31.742	2:24.837	96	1:40.488	2:26.248	85	1:42.346	2:25.271
96	1:14.233	3:37.403	96	1:23.629	2:26.283	69	1:32.863	2:27.024	81	1:40.606	2:28.209	17	1:44.780	2:38.094
108	1:20.192	3:43.362	108	1:40.405	2:37.100	32	1:34.031	2:27.257	9	1:41.743	2:27.831	550	1:48.634	2:25.524
3	1:26.872	3:50.042	56	1:51.205	2:40.349	108	1:59.925	2:36.244	69	1:42.418	2:27.057	96	1:49.363	2:25.617
56	1:27.743	3:50.913	3	1:52.319	2:42.334	56	2:14.649	2:40.168	32	1:47.961	2:31.432	81	1:49.607	2:25.743
66	1:27.795	3:50.965	38	1:53.023	2:41.540	38	2:15.456	2:39.157	67	1:50.796	2:49.559	9	1:50.586	2:25.585
38	1:28.370	3:51.540	66	1:54.747	2:43.839				251	1:56.280	2:46.958	69	1:53.221	2:27.545
566	1:32.925	3:56.095	566	2:03.598	2:47.560							32	2:02.225	2:31.006
6	1:34.421	3:57.591	6	2:04.937	2:47.403							251	2:23.791	2:44.253
49	1:40.687	4:03.857										67	2:24.475	2:50.421

Weather / Track : Sunny / Dry

Results can be found at [www.tsl-timing.com](http://www.tsl-timing.com)

Snetterton 300

Circuit Length = 2.9689 miles

Start: 09:20 Flag 09:31 End: 09:34

Printed - 09:34 Sunday, 30 May 2021

# BMCRC - MRO Championships 2021 - Rnd 2 @ Snetterton 300

## Chilton Motors 250 MZs & Blue Haze GPF

### RACE 19 - SECTOR ANALYSIS



SECTOR 1 = FL to I1, SECTOR 2 = I1 to FL, DIFF = Difference To Personal Best Lap, P = Crossed Finish Line in Pit Lane, D = Time Disallowed

P1 22 GPF Rik BALLERINI		Suuzki RGV - SCLS LTD, GECKO RACING, CAMBRIDGE MC,				
IDEAL LAP TIME : 2:16.048		BEST LAP TIME : 2:16.266		DIFFERENCE : 0.218		
LAP	SECTOR 1	SECTOR 2	LAP TIME	MPH	DIFF	TIME OF DAY
1 -		44.709	2:23.791	74.33	7.525	09:22:27.625
2 -	<b>1:31.520</b>	44.746	<b>2:16.266 (1)</b>	<b>78.43</b>		<b>09:24:43.891</b>
3 -	1:32.196	<b>44.528</b>	2:16.724 (2)	78.17	0.458	09:27:00.615
4 -	1:32.170	45.332	2:17.502	77.73	1.236	09:29:18.117
5 -	1:32.022	44.720	2:16.742 (3)	78.16	0.476	09:31:34.859

P2 88 GPF Michael STANLEY		Yamaha TZR 250 -				
IDEAL LAP TIME : 2:16.050		BEST LAP TIME : 2:16.050		DIFFERENCE : 0.000		
LAP	SECTOR 1	SECTOR 2	LAP TIME	MPH	DIFF	TIME OF DAY
1 -		45.332	2:23.170	74.65	7.120	09:22:27.004
2 -	1:32.052	45.468	2:17.520 (3)	77.72	1.470	09:24:44.524
3 -	1:31.548	45.233	2:16.781 (2)	78.14	0.731	09:27:01.305
4 -	1:31.891	45.782	2:17.673	77.63	1.623	09:29:18.978
5 -	<b>1:31.133</b>	<b>44.917</b>	<b>2:16.050 (1)</b>	<b>78.55</b>		<b>09:31:35.028</b>

P3 4 GPF James SEATH		Aprilia RS250 - Ovenden Earthmoving				
IDEAL LAP TIME : 2:15.288		BEST LAP TIME : 2:16.171		DIFFERENCE : 0.883		
LAP	SECTOR 1	SECTOR 2	LAP TIME	MPH	DIFF	TIME OF DAY
1 -		45.652	2:23.713	74.37	7.542	09:22:27.547
2 -	1:32.586	45.798	2:18.384	77.23	2.213	09:24:45.931
3 -	1:31.478	45.244	2:16.722 (3)	78.17	0.551	09:27:02.653
4 -	<b>1:30.365</b>	45.806	<b>2:16.171 (1)</b>	<b>78.49</b>		<b>09:29:18.824</b>
5 -	1:31.772	<b>44.923</b>	2:16.695 (2)	78.18	0.524	09:31:35.519

P4 14 GPF Denis HALIL		Yamaha TZR - D & A AUTOS				
IDEAL LAP TIME : 2:19.540		BEST LAP TIME : 2:19.540		DIFFERENCE : 0.000		
LAP	SECTOR 1	SECTOR 2	LAP TIME	MPH	DIFF	TIME OF DAY
1 -		46.906	2:27.164	72.62	7.624	09:22:30.998
2 -	1:34.399	46.450	2:20.849 (3)	75.88	1.309	09:24:51.847
3 -	<b>1:33.293</b>	<b>46.247</b>	<b>2:19.540 (1)</b>	<b>76.59</b>		<b>09:27:11.387</b>
4 -	1:33.511	47.310	2:20.821 (2)	75.89	1.281	09:29:32.208
5 -	1:33.878	48.456	2:22.334	75.09	2.794	09:31:54.542

P5 27 GPF Richard HAYWARD		Yamaha TZR 250 - Hazel Motors/ Gforce				
IDEAL LAP TIME : 2:22.372		BEST LAP TIME : 2:22.743		DIFFERENCE : 0.371		
LAP	SECTOR 1	SECTOR 2	LAP TIME	MPH	DIFF	TIME OF DAY
1 -		<b>47.023</b>	2:27.001 (3)	72.70	4.258	09:22:30.835
2 -	<b>1:35.349</b>	47.394	<b>2:22.743 (1)</b>	<b>74.87</b>		<b>09:24:53.578</b>
3 -	1:36.519	48.434	2:24.953 (2)	73.73	2.210	09:27:18.531
4 -	1:39.628	50.785	2:30.413	71.05	7.670	09:29:48.944
5 -	1:39.102	50.401	2:29.503	71.49	6.760	09:32:18.447

P6 26 GPF Damian LEE		Yamaha TZR250 - Leed Autos				
IDEAL LAP TIME : 2:26.639		BEST LAP TIME : 2:27.207		DIFFERENCE : 0.568		
LAP	SECTOR 1	SECTOR 2	LAP TIME	MPH	DIFF	TIME OF DAY
1 -		49.324	2:34.157	69.33	6.950	09:22:37.991
2 -	<b>1:37.860</b>	49.347	<b>2:27.207 (1)</b>	<b>72.60</b>		<b>09:25:05.198</b>
3 -	1:38.672	<b>48.779</b>	2:27.451 (2)	72.48	0.244	09:27:32.649
4 -	1:38.298	49.315	2:27.613	72.40	0.406	09:30:00.262
5 -	1:38.503	49.092	2:27.595 (3)	72.41	0.388	09:32:27.857

Weather / Track : Sunny / Dry

Snetterton 300  
Circuit Length = 2.9689 miles  
Start: 09:20 Flag 09:31 End: 09:34

# BMCRC - MRO Championships 2021 - Rnd 2 @ Snetterton 300

## Chilton Motors 250 MZs & Blue Haze GPF

### RACE 19 - SECTOR ANALYSIS



SECTOR 1 = FL to I1, SECTOR 2 = I1 to FL, DIFF = Difference To Personal Best Lap, P = Crossed Finish Line in Pit Lane, D = Time Disallowed

P7 53 GPF Alan COATES		Yamaha TZR250 - Clarendon Motorcycles Hull				
IDEAL LAP TIME : 2:24.668		BEST LAP TIME : 2:24.668		DIFFERENCE : 0.000		
LAP	SECTOR 1	SECTOR 2	LAP TIME	MPH	DIFF	TIME OF DAY
1 -		49.592	2:35.011	68.95	10.343	09:22:38.845
2 -	1:39.896	49.367	2:29.263	71.60	4.595	09:25:08.108
3 -	1:39.142	49.208	2:28.350 (3)	72.04	3.682	09:27:36.458
4 -	1:38.233	48.522	2:26.755 (2)	72.82	2.087	09:30:03.213
5 -	<b>1:36.542</b>	<b>48.126</b>	<b>2:24.668 (1)</b>	<b>73.88</b>		<b>09:32:27.881</b>

P8 142 GPF Martin PEARSON		Yamaha TZR250 - Viking Inspection				
IDEAL LAP TIME : 2:33.357		BEST LAP TIME : 2:33.357		DIFFERENCE : 0.000		
LAP	SECTOR 1	SECTOR 2	LAP TIME	MPH	DIFF	TIME OF DAY
1 -		51.552	2:40.480	66.60	7.123	09:22:44.314
2 -	1:43.718	52.211	2:35.929	68.54	2.572	09:25:20.243
3 -	1:43.068	52.043	2:35.111 (2)	68.90	1.754	09:27:55.354
4 -	1:43.052	52.096	2:35.148 (3)	68.88	1.791	09:30:30.502
5 -	<b>1:42.135</b>	<b>51.222</b>	<b>2:33.357 (1)</b>	<b>69.69</b>		<b>09:33:03.859</b>

P9 75 Peter WOODALL		MZ ETZ 250 - Online Lubricants				
IDEAL LAP TIME : 2:23.647		BEST LAP TIME : 2:23.731		DIFFERENCE : 0.084		
LAP	SECTOR 1	SECTOR 2	LAP TIME	MPH	DIFF	TIME OF DAY
1 -		47.872	3:32.162	50.37	1:08.431	09:23:35.996
2 -	1:37.511	48.022	2:25.533 (3)	73.44	1.802	09:26:01.529
3 -	1:37.327	48.526	2:25.853	73.27	2.122	09:28:27.382
4 -	1:36.720	<b>47.635</b>	2:24.355 (2)	74.04	0.624	09:30:51.737
5 -	<b>1:36.012</b>	47.719	<b>2:23.731 (1)</b>	<b>74.36</b>		<b>09:33:15.468</b>

P10 95 Christopher ROGERS		MZ ETZ 250 - CB Racing				
IDEAL LAP TIME : 2:24.236		BEST LAP TIME : 2:24.505		DIFFERENCE : 0.269		
LAP	SECTOR 1	SECTOR 2	LAP TIME	MPH	DIFF	TIME OF DAY
1 -		48.027	3:32.296	50.34	1:07.791	09:23:36.130
2 -	1:37.457	47.992	2:25.449	73.48	0.944	09:26:01.579
3 -	1:37.245	<b>47.847</b>	2:25.092 (2)	73.66	0.587	09:28:26.671
4 -	1:37.472	47.889	2:25.361 (3)	73.52	0.856	09:30:52.032
5 -	<b>1:36.389</b>	48.116	<b>2:24.505 (1)</b>	<b>73.96</b>		<b>09:33:16.537</b>

P11 85 Andrew WALES		MZ ETZ 250 - Illuminated Design LTD				
IDEAL LAP TIME : 2:24.371		BEST LAP TIME : 2:24.371		DIFFERENCE : 0.000		
LAP	SECTOR 1	SECTOR 2	LAP TIME	MPH	DIFF	TIME OF DAY
1 -		48.073	3:32.727	50.24	1:08.356	09:23:36.561
2 -	1:37.042	48.283	2:25.325 (3)	73.54	0.954	09:26:01.886
3 -	1:36.998	48.679	2:25.677	73.36	1.306	09:28:27.563
4 -	<b>1:36.647</b>	<b>47.724</b>	<b>2:24.371 (1)</b>	<b>74.03</b>		<b>09:30:51.934</b>
5 -	1:36.697	48.574	2:25.271 (2)	73.57	0.900	09:33:17.205

P12 17 GPF David PATERSON		Aprilia RS250 - The love of a good woman				
IDEAL LAP TIME : 2:36.759		BEST LAP TIME : 2:36.953		DIFFERENCE : 0.194		
LAP	SECTOR 1	SECTOR 2	LAP TIME	MPH	DIFF	TIME OF DAY
1 -		53.470	2:44.031	65.15	7.078	09:22:47.865
2 -	1:45.394	53.569	2:38.963	67.23	2.010	09:25:26.828
3 -	1:44.469	<b>52.484</b>	<b>2:36.953 (1)</b>	<b>68.09</b>		<b>09:28:03.781</b>
4 -	1:45.185	52.579	2:37.764 (2)	67.74	0.811	09:30:41.545
5 -	<b>1:44.275</b>	53.819	2:38.094 (3)	67.60	1.141	09:33:19.639

Weather / Track : Sunny / Dry

Snetterton 300  
Circuit Length = 2.9689 miles  
Start: 09:20 Flag 09:31 End: 09:34

# BMCRC - MRO Championships 2021 - Rnd 2 @ Snetterton 300

## Chilton Motors 250 MZs & Blue Haze GPF

### RACE 19 - SECTOR ANALYSIS



SECTOR 1 = FL to I1, SECTOR 2 = I1 to FL, DIFF = Difference To Personal Best Lap, P = Crossed Finish Line in Pit Lane, D = Time Disallowed

P13 550		Harrison DESSOY		MZ ETZ 250 - Online Lubricants		
IDEAL LAP TIME : 2:25.524		BEST LAP TIME : 2:25.524		DIFFERENCE : 0.000		
LAP	SECTOR 1	SECTOR 2	LAP TIME	MPH	DIFF	TIME OF DAY
1 -		48.266	3:33.681	50.01	1:08.157	09:23:37.515
2 -	1:38.435	48.150	2:26.585 (3)	72.91	1.061	09:26:04.100
3 -	1:38.011	48.247	2:26.258 (2)	73.07	0.734	09:28:30.358
4 -	1:39.219	48.392	2:27.611	72.40	2.087	09:30:57.969
5 -	<b>1:37.618</b>	<b>47.906</b>	<b>2:25.524 (1)</b>	<b>73.44</b>		<b>09:33:23.493</b>

P14 96		Chris KENT		MZ ETZ 250 - Buxton Powder Coating		
IDEAL LAP TIME : 2:24.812		BEST LAP TIME : 2:24.837		DIFFERENCE : 0.025		
LAP	SECTOR 1	SECTOR 2	LAP TIME	MPH	DIFF	TIME OF DAY
1 -		48.451	3:37.403	49.16	1:12.566	09:23:41.237
2 -	1:38.232	48.051	2:26.283	73.06	1.446	09:26:07.520
3 -	<b>1:37.222</b>	47.615	<b>2:24.837 (1)</b>	<b>73.79</b>		<b>09:28:32.357</b>
4 -	1:37.987	48.261	2:26.248 (3)	73.08	1.411	09:30:58.605
5 -	1:38.027	<b>47.590</b>	2:25.617 (2)	73.39	0.780	09:33:24.222

P15 81		Scott GRANT		MZ ETZ 250 - Katie, Mum and Dad		
IDEAL LAP TIME : 2:25.391		BEST LAP TIME : 2:25.743		DIFFERENCE : 0.352		
LAP	SECTOR 1	SECTOR 2	LAP TIME	MPH	DIFF	TIME OF DAY
1 -		47.886	3:34.039	49.93	1:08.296	09:23:37.873
2 -	1:38.066	48.417	2:26.483 (3)	72.96	0.740	09:26:04.356
3 -	<b>1:37.764</b>	48.394	2:26.158 (2)	73.12	0.415	09:28:30.514
4 -	1:39.561	48.648	2:28.209	72.11	2.466	09:30:58.723
5 -	1:38.116	<b>47.627</b>	<b>2:25.743 (1)</b>	<b>73.33</b>		<b>09:33:24.466</b>

P16 9		Gary HOWLETT		MZ TS250 - HS Racing		
IDEAL LAP TIME : 2:25.585		BEST LAP TIME : 2:25.585		DIFFERENCE : 0.000		
LAP	SECTOR 1	SECTOR 2	LAP TIME	MPH	DIFF	TIME OF DAY
1 -		48.126	3:34.828	49.75	1:09.243	09:23:38.662
2 -	1:38.170	48.561	2:26.731 (3)	72.84	1.146	09:26:05.393
3 -	1:38.572	48.064	2:26.636 (2)	72.88	1.051	09:28:32.029
4 -	1:39.674	48.157	2:27.831	72.29	2.246	09:30:59.860
5 -	<b>1:37.604</b>	<b>47.981</b>	<b>2:25.585 (1)</b>	<b>73.41</b>		<b>09:33:25.445</b>

P17 69		Alexander MANN		MZ TS 250 - HS RACING		
IDEAL LAP TIME : 2:26.855		BEST LAP TIME : 2:27.024		DIFFERENCE : 0.169		
LAP	SECTOR 1	SECTOR 2	LAP TIME	MPH	DIFF	TIME OF DAY
1 -		48.888	3:35.174	49.67	1:08.150	09:23:39.008
2 -	1:38.706	48.740	2:27.446 (3)	72.48	0.422	09:26:06.454
3 -	<b>1:38.523</b>	48.501	<b>2:27.024 (1)</b>	<b>72.69</b>		<b>09:28:33.478</b>
4 -	1:38.725	<b>48.332</b>	2:27.057 (2)	72.67	0.033	09:31:00.535
5 -	1:38.840	48.705	2:27.545	72.43	0.521	09:33:28.080

P18 32		John ASHMEAD		MZ ETZ 250 -		
IDEAL LAP TIME : 2:27.257		BEST LAP TIME : 2:27.257		DIFFERENCE : 0.000		
LAP	SECTOR 1	SECTOR 2	LAP TIME	MPH	DIFF	TIME OF DAY
1 -		49.034	3:35.281	49.64	1:08.024	09:23:39.115
2 -	1:39.926	48.348	2:28.274 (2)	72.08	1.017	09:26:07.389
3 -	<b>1:39.058</b>	<b>48.199</b>	<b>2:27.257 (1)</b>	<b>72.58</b>		<b>09:28:34.646</b>
4 -	1:42.589	48.843	2:31.432	70.58	4.175	09:31:06.078
5 -	1:41.983	49.023	2:31.006 (3)	70.77	3.749	09:33:37.084

Weather / Track : Sunny / Dry

Snetterton 300  
Circuit Length = 2.9689 miles  
Start: 09:20 Flag 09:31 End: 09:34

# BMCRC - MRO Championships 2021 - Rnd 2 @ Snetterton 300

## Chilton Motors 250 MZs & Blue Haze GPF

### RACE 19 - SECTOR ANALYSIS



SECTOR 1 = FL to I1, SECTOR 2 = I1 to FL, DIFF = Difference To Personal Best Lap, P = Crossed Finish Line in Pit Lane, D = Time Disallowed

P19 251 GPF		Stephen WIMBLE		Yamaha TZR 250 -		
IDEAL LAP TIME : 2:44.253		BEST LAP TIME : 2:44.253		DIFFERENCE : 0.000		
LAP	SECTOR 1	SECTOR 2	LAP TIME	MPH	DIFF	TIME OF DAY
1 -		55.329	2:50.554	62.66	6.301	09:22:54.388
2 -	1:50.287	55.709	2:45.996 (2)	64.38	1.743	09:25:40.384
3 -	1:50.984	56.071	2:47.055	63.97	2.802	09:28:27.439
4 -	1:51.110	55.848	2:46.958 (3)	64.01	2.705	09:31:14.397
5 -	<b>1:49.608</b>	<b>54.645</b>	<b>2:44.253 (1)</b>	<b>65.07</b>		<b>09:33:58.650</b>

P20 67 GPF		Mark BAILEY		Yamaha TZR250 -		
IDEAL LAP TIME : 2:40.943		BEST LAP TIME : 2:41.992		DIFFERENCE : 1.049		
LAP	SECTOR 1	SECTOR 2	LAP TIME	MPH	DIFF	TIME OF DAY
1 -		<b>54.323</b>	2:49.092 (3)	63.20	7.100	09:22:52.926
2 -	<b>1:46.620</b>	55.372	<b>2:41.992 (1)</b>	<b>65.97</b>		<b>09:25:34.918</b>
3 -	1:48.743	55.693	2:44.436 (2)	64.99	2.444	09:28:19.354
4 -	1:51.405	58.154	2:49.559	63.03	7.567	09:31:08.913
5 -	1:54.718	55.703	2:50.421	62.71	8.429	09:33:59.334

P21 108		Ian KEEBLE		MZ ETZ 250 -		
IDEAL LAP TIME : 2:35.461		BEST LAP TIME : 2:35.512		DIFFERENCE : 0.051		
LAP	SECTOR 1	SECTOR 2	LAP TIME	MPH	DIFF	TIME OF DAY
1 -		51.908	3:43.362	47.85	1:07.850	09:23:47.196
2 -	1:45.412	51.688	2:37.100 (3)	68.03	1.588	09:26:24.296
3 -	1:45.302	<b>50.942</b>	2:36.244 (2)	68.40	0.732	09:29:00.540
4 -	<b>1:44.519</b>	50.993	<b>2:35.512 (1)</b>	<b>68.72</b>		<b>09:31:36.052</b>

P22 56		Russell TURNER		MZ ETZ 250 -		
IDEAL LAP TIME : 2:39.403		BEST LAP TIME : 2:40.168		DIFFERENCE : 0.765		
LAP	SECTOR 1	SECTOR 2	LAP TIME	MPH	DIFF	TIME OF DAY
1 -		53.802	3:50.913	46.28	1:10.745	09:23:54.747
2 -	<b>1:46.278</b>	54.071	2:40.349 (2)	66.65	0.181	09:26:35.096
3 -	1:47.043	<b>53.125</b>	<b>2:40.168 (1)</b>	<b>66.73</b>		<b>09:29:15.264</b>
4 -	1:46.588	54.414	2:41.002 (3)	66.38	0.834	09:31:56.266

P23 38		Chris PETTET		MZ ETZ 250 -		
IDEAL LAP TIME : 2:39.044		BEST LAP TIME : 2:39.157		DIFFERENCE : 0.113		
LAP	SECTOR 1	SECTOR 2	LAP TIME	MPH	DIFF	TIME OF DAY
1 -		54.420	3:51.540	46.16	1:12.383	09:23:55.374
2 -	1:47.754	53.786	2:41.540 (3)	66.16	2.383	09:26:36.914
3 -	1:46.630	<b>52.527</b>	<b>2:39.157 (1)</b>	<b>67.15</b>		<b>09:29:16.071</b>
4 -	<b>1:46.517</b>	54.063	2:40.580 (2)	66.55	1.423	09:31:56.651

P24 3		Max MAUD		MZ ETZ 250 -		
IDEAL LAP TIME : 2:39.584		BEST LAP TIME : 2:40.029		DIFFERENCE : 0.445		
LAP	SECTOR 1	SECTOR 2	LAP TIME	MPH	DIFF	TIME OF DAY
1 -		<b>53.698</b>	3:50.042	46.46	1:10.013	09:23:53.876
2 -	1:48.090	54.244	2:42.334 (3)	65.84	2.305	09:26:36.210
3 -	1:47.919	54.111	2:42.030 (2)	65.96	2.001	09:29:18.240
4 -	<b>1:45.886</b>	54.143	<b>2:40.029 (1)</b>	<b>66.78</b>		<b>09:31:58.269</b>

Weather / Track : Sunny / Dry

Snetterton 300  
Circuit Length = 2.9689 miles  
Start: 09:20 Flag 09:31 End: 09:34

# BMCRC - MRO Championships 2021 - Rnd 2 @ Snetterton 300

## Chilton Motors 250 MZs & Blue Haze GPF

### RACE 19 - SECTOR ANALYSIS



SECTOR 1 = FL to I1, SECTOR 2 = I1 to FL, DIFF = Difference To Personal Best Lap, P = Crossed Finish Line in Pit Lane, D = Time Disallowed

P25 66		Graeme LEWIS		MZ ETZ 250 -		
IDEAL LAP TIME : 2:41.544		BEST LAP TIME : 2:41.550		DIFFERENCE : 0.006		
LAP	SECTOR 1	SECTOR 2	LAP TIME	MPH	DIFF	TIME OF DAY
1 -		54.666	3:50.965	46.27	1:09.415	09:23:54.799
2 -	1:48.938	54.901	2:43.839 (3)	65.23	2.289	09:26:38.638
3 -	1:48.744	<b>53.983</b>	2:42.727 (2)	65.68	1.177	09:29:21.365
4 -	<b>1:47.561</b>	53.989	<b>2:41.550 (1)</b>	<b>66.15</b>		<b>09:32:02.915</b>

P26 6		Paul ANSELL		MZ ETZ 250 -		
IDEAL LAP TIME : 2:45.121		BEST LAP TIME : 2:45.121		DIFFERENCE : 0.000		
LAP	SECTOR 1	SECTOR 2	LAP TIME	MPH	DIFF	TIME OF DAY
1 -		55.820	3:57.591	44.98	1:12.470	09:24:01.425
2 -	1:51.481	55.922	2:47.403 (3)	63.84	2.282	09:26:48.828
3 -	1:50.349	55.315	2:45.664 (2)	64.51	0.543	09:29:34.492
4 -	<b>1:50.339</b>	<b>54.782</b>	<b>2:45.121 (1)</b>	<b>64.72</b>		<b>09:32:19.613</b>

P27 566		Michael WILBY		MZ ETZ 250 - Sziler UK		
IDEAL LAP TIME : 2:45.847		BEST LAP TIME : 2:45.847		DIFFERENCE : 0.000		
LAP	SECTOR 1	SECTOR 2	LAP TIME	MPH	DIFF	TIME OF DAY
1 -		55.546	3:56.095	45.27	1:10.248	09:23:59.929
2 -	1:52.144	55.416	2:47.560 (3)	63.78	1.713	09:26:47.489
3 -	1:51.706	55.346	2:47.052 (2)	63.98	1.205	09:29:34.541
4 -	<b>1:51.160</b>	<b>54.687</b>	<b>2:45.847 (1)</b>	<b>64.44</b>		<b>09:32:20.388</b>

P28 49		Andy MARKS		MZ ETZ 250 - Kingpin Components		
IDEAL LAP TIME : 2:51.369		BEST LAP TIME : 2:51.369		DIFFERENCE : 0.000		
LAP	SECTOR 1	SECTOR 2	LAP TIME	MPH	DIFF	TIME OF DAY
1 -		57.032	4:03.857	43.82	1:12.488	09:24:07.691
2 -	1:57.024	56.866	2:53.890 (3)	61.46	2.521	09:27:01.581
3 -	1:55.757	56.421	2:52.178 (2)	62.07	0.809	09:29:53.759
4 -	<b>1:55.232</b>	<b>56.137</b>	<b>2:51.369 (1)</b>	<b>62.36</b>		<b>09:32:45.128</b>

Weather / Track : Sunny / Dry

Snetterton 300  
 Circuit Length = 2.9689 miles  
 Start: 09:20 Flag 09:31 End: 09:34



# BMCRC - MRO Championships 2021 - Rnd 2 @ Snetterton 300

## Chilton Motors 250 MZs & Blue Haze GPF

### RACE 19 - BEST SECTORS

SECTOR 1			SECTOR 2			IDEAL / BEST COMPARISON						
POS	NO	NAME	TIME	NO	NAME	TIME	POS	NO	NAME	IDEAL	BEST	DIFF
									<b>PERFECT LAP</b>	<b>2:14.893</b>		
1	4	SEATH	1:30.365	22	BALLERINI	44.528	1	4	SEATH	2:15.288	2:16.171	0.883
2	88	STANLEY	1:31.133	88	STANLEY	44.917	2	22	BALLERINI	2:16.048	2:16.266	0.218
3	22	BALLERINI	1:31.520	4	SEATH	44.923	3	88	STANLEY	2:16.050	2:16.050	0.000
4	14	HALIL	1:33.293	14	HALIL	46.247	4	14	HALIL	2:19.540	2:19.540	0.000
5	27	HAYWARD	1:35.349	27	HAYWARD	47.023	5	27	HAYWARD	2:22.372	2:22.743	0.371
6	75	WOODALL	1:36.012	96	KENT	47.590	6	75	WOODALL	2:23.647	2:23.731	0.084
7	95	ROGERS	1:36.389	81	GRANT	47.627	7	95	ROGERS	2:24.236	2:24.505	0.269
8	53	COATES	1:36.542	75	WOODALL	47.635	8	85	WALES	2:24.371	2:24.371	0.000
9	85	WALES	1:36.647	85	WALES	47.724	9	53	COATES	2:24.668	2:24.668	0.000
10	96	KENT	1:37.222	95	ROGERS	47.847	10	96	KENT	2:24.812	2:24.837	0.025
11	9	HOWLETT	1:37.604	550	DESSOY	47.906	11	81	GRANT	2:25.391	2:25.743	0.352
12	550	DESSOY	1:37.618	9	HOWLETT	47.981	12	550	DESSOY	2:25.524	2:25.524	0.000
13	81	GRANT	1:37.764	53	COATES	48.126	13	9	HOWLETT	2:25.585	2:25.585	0.000
14	26	LEE	1:37.860	32	ASHMEAD	48.199	14	26	LEE	2:26.639	2:27.207	0.568
15	69	MANN	1:38.523	69	MANN	48.332	15	69	MANN	2:26.855	2:27.024	0.169
16	32	ASHMEAD	1:39.058	26	LEE	48.779	16	32	ASHMEAD	2:27.257	2:27.257	0.000
17	142	PEARSON	1:42.135	108	KEEBLE	50.942	17	142	PEARSON	2:33.357	2:33.357	0.000
18	17	PATERSON	1:44.275	142	PEARSON	51.222	18	108	KEEBLE	2:35.461	2:35.512	0.051
19	108	KEEBLE	1:44.519	17	PATERSON	52.484	19	17	PATERSON	2:36.759	2:36.953	0.194
20	3	MAUD	1:45.886	38	PETTET	52.527	20	38	PETTET	2:39.044	2:39.157	0.113
21	56	TURNER	1:46.278	56	TURNER	53.125	21	56	TURNER	2:39.403	2:40.168	0.765
22	38	PETTET	1:46.517	3	MAUD	53.698	22	3	MAUD	2:39.584	2:40.029	0.445
23	67	BAILEY	1:46.620	66	LEWIS	53.983	23	67	BAILEY	2:40.943	2:41.992	1.049
24	66	LEWIS	1:47.561	67	BAILEY	54.323	24	66	LEWIS	2:41.544	2:41.550	0.006
25	251	WIMBLE	1:49.608	251	WIMBLE	54.645	25	251	WIMBLE	2:44.253	2:44.253	0.000
26	6	ANSELL	1:50.339	566	WILBY	54.687	26	6	ANSELL	2:45.121	2:45.121	0.000
27	566	WILBY	1:51.160	6	ANSELL	54.782	27	566	WILBY	2:45.847	2:45.847	0.000
28	49	MARKS	1:55.232	49	MARKS	56.137	28	49	MARKS	2:51.369	2:51.369	0.000
29												

# BMCRC - MRO Championships 2021 - Rnd 2 @ Snetterton 300

## Chilton Motors 250 MZs & Blue Haze GPF

### RACE 19 - STATISTICS

**Competitors Started** 29  
**Planned Start** 2021-05-30 @ 09:10:00.000  
**Actual Start** 2021-05-30 @ 09:20:03.833  
**Finish Time** 2021-05-30 @ 09:31:34.858  
**Track Length** 2.9689mi.  
**Total Laps** 132  
**Total Distance Covered** 391.8963mi.

#### Session Fastest Lap History

NO	CL	NAME	LAP TIME	TIME OF DAY	LAP	VEHICLE
88	GPF	Michael STANLEY	2:23.170	09:22:27.013	1	Yamaha TZR 250
22	GPF	Rik BALLERINI	2:16.266	09:24:43.901	2	Suuzki RGV
4	GPF	James SEATH	2:16.171	09:29:18.847	4	Aprilia RS250
88	GPF	Michael STANLEY	2:16.050	09:31:35.037	5	Yamaha TZR 250

#### Session Leader History

NO	CL	NAME	FROM LAP	LAPS LED	DISTANCE	VEHICLE
88	GPF	Michael STANLEY	1	1	2.96 miles	Yamaha TZR 250
22	GPF	Rik BALLERINI	2	4	11.87 miles	Suuzki RGV

#### Flag History

TYPE	TIME OF DAY
GREEN	09:20:03.833
FINISH	09:31:34.858

#### Flag Statistics

TYPE	COUNT	TOTAL LAPS	TOTAL TIME
Green	1	5	14:01.497
Red	0	0	0.000
Safety Car	0	0	0.000
FCY	0	0	0.000

# BMCRC - MRO Championships 2021 - Rnd 2 @ Snetterton 300

## Chilton Motors 250 MZs & Blue Haze GPF

### RACE 19 - STATISTICS

CLASS : GPF

11 Starters

#### Fastest Lap History

NO	NAME	LAP TIME	TIME OF DAY	LAP	VEHICLE
88	Michael STANLEY	2:23.170	09:22:27.013	1	Yamaha TZR 250
22	Rik BALLERINI	2:16.266	09:24:43.901	2	Suuzki RGV
4	James SEATH	2:16.171	09:29:18.847	4	Aprilia RS250
88	Michael STANLEY	2:16.050	09:31:35.037	5	Yamaha TZR 250

#### Leader History

NO	NAME	FROM LAP	LAPS LED	DISTANCE	VEHICLE
88	Michael STANLEY	1	1	2.96 miles	Yamaha TZR 250
22	Rik BALLERINI	2	4	11.87 miles	Suuzki RGV

# BMCRC - MRO Championships 2021 - Rnd 2 @ Snetterton 300

## Chilton Motors 250 MZs & Blue Haze GPF

### RACE 19 - STATISTICS

CLASS :

18 Starters

#### Fastest Lap History

NO	NAME	LAP TIME	TIME OF DAY	LAP	VEHICLE
75	Peter WOODALL	3:32.162	09:23:36.021	1	MZ ETZ 250
75	Peter WOODALL	2:25.533	09:26:01.554	2	MZ ETZ 250
95	Christopher ROGERS	2:25.449	09:26:01.579	2	MZ ETZ 250
85	Andrew WALES	2:25.325	09:26:01.912	2	MZ ETZ 250
95	Christopher ROGERS	2:25.092	09:28:26.696	3	MZ ETZ 250
96	Chris KENT	2:24.837	09:28:32.363	3	MZ ETZ 250
75	Peter WOODALL	2:24.355	09:30:51.762	4	MZ ETZ 250
75	Peter WOODALL	2:23.731	09:33:15.492	5	MZ ETZ 250

#### Leader History

NO	NAME	FROM LAP	LAPS LED	DISTANCE	VEHICLE
75	Peter WOODALL	1	2	5.93 miles	MZ ETZ 250
95	Christopher ROGERS	3	1	2.96 miles	MZ ETZ 250
75	Peter WOODALL	4	2	5.93 miles	MZ ETZ 250



**BMCRC - MRO Championships 2021 - Rnd 2 @ Snetterton 300**

**Chilton Motors 250 MZs & Blue Haze GPF**

**RACE 10 - GRID (7 Laps)**

ROW 13	39		38		37	65	Andrew MOXON
ROW 12	36	169	Mark ELLERAY	35	251	Stephen WIMBLE	2:44.253
				34	67	Mark BAILEY	2:41.992
ROW 11	33	17	David PATERSON	32	142	Martin PEARSON	2:36.953
				31	26	Damian LEE	2:33.357
ROW 10	30	53	Alan COATES	29	27	Richard HAYWARD	2:24.668
				28	14	Denis HALIL	2:22.743
ROW 9	27	22	Rik BALLERINI	26	4	James SEATH	2:19.540
				25	88	Michael STANLEY	2:16.266
ROW 8	24			23			2:16.171
ROW 7	21			20			2:16.050
ROW 6	18	565	Louis KERSHAW	17	49	Andy MARKS	2:45.847
				16	566	Michael WILBY	2:51.369
ROW 5	15	6	Paul ANSELL	14	66	Graeme LEWIS	2:45.121
				13	56	Russell TURNER	2:41.550
ROW 4	12	3	Max MAUD	11	38	Chris PETTET	2:40.029
				10	108	Ian KEEBLE	2:39.157
ROW 3	9	32	John ASHMEAD	8	69	Alexander MANN	2:27.257
				7	81	Scott GRANT	2:27.024
ROW 2	6	9	Gary HOWLETT	5	550	Harrison DESSOY	2:25.585
				4	96	Chris KENT	2:25.524
ROW 1	3	95	Christopher ROGERS	2	85	Andrew WALES	2:24.505
				1	75	Peter WOODALL	2:24.371
							2:23.731
							<b>Pole</b>



Snetterton 300

Circuit Length = 2.9689 miles

These results are provisional until the conclusion of any judicial and technical matters.

Clerk Of Course :	Stewards :	Timekeeper : Craig Smith
-------------------	------------	--------------------------

Results can be found at [www.tsl-timing.com](http://www.tsl-timing.com)

Printed - 09:37 Sunday, 30 May 2021



**BMCRC - MRO Championships 2021 - Rnd 2 @ Snetterton 300**

**Chilton Motors 250 MZs & Blue Haze GPF**

**RACE 10 - CLASSIFICATION**

POS	NO	CL	PIC NAME	ENTRY	LAPS	TIME	GAP	DIFF	MPH	BEST	ON
1	75		1 Peter WOODALL	MZ ETZ 250 - Online Lubricants	7	16:57.230			73.54	2:23.193	6
2	95		2 Christopher ROGERS	MZ ETZ 250 - CB Racing	7	17:00.668	3.438	3.438	73.30	2:23.464	3
3	85		3 Andrew WALES	MZ ETZ 250 - Illuminated Design LTD	7	17:01.252	4.022	0.584	73.25	2:23.535	4
4	550		4 Harrison DESSOY	MZ ETZ 250 - Online Lubricants	7	17:14.168	16.938	12.916	72.34	2:23.487	3
5	69		5 Alexander MANN	MZ TS 250 - HS RACING	7	17:16.181	18.951	2.013	72.20	2:26.187	7
6	32		6 John ASHMEAD	MZ ETZ 250 -	7	17:26.552	29.322	10.371	71.48	2:27.659	2
7	22	GPF	1 Rik BALLERINI	Suuzki RGV - SCLS LTD, GECKO RACING, CAMBF	7	17:51.530	54.300	24.978	69.82	2:13.761	2
8	4	GPF	2 James SEATH	Aprilia RS250 - Ovenden Earthmoving	7	18:02.235	1:05.005	10.705	69.13	2:17.052	3
9	88	GPF	3 Michael STANLEY	Yamaha TZR 250 -	7	18:05.530	1:08.300	3.295	68.92	2:16.223	7
10	14	GPF	4 Denis HALIL	Yamaha TZR - D & A AUTOS	7	18:09.409	1:12.179	3.879	68.67	2:17.282	2
11	108		7 Ian KEEBLE	MZ ETZ 250 -	7	18:23.904	1:26.674	14.495	67.77	2:35.084	7
12	56		8 Russell TURNER	MZ ETZ 250 -	7	18:48.879	1:51.649	24.975	66.27	2:39.262	5
13	3		9 Max MAUD	MZ ETZ 250 -	7	18:59.031	2:01.801	10.152	65.68	2:40.964	6
14	53	GPF	5 Alan COATES	Yamaha TZR250 - Clarendon Motorcycles Hull	7	19:05.910	2:08.680	6.879	65.29	2:23.569	7
15	26	GPF	6 Damian LEE	Yamaha TZR250 - Leed Autos	7	19:06.192	2:08.962	0.282	65.27	2:23.490	7
16	66		10 Graeme LEWIS	MZ ETZ 250 -	7	19:26.080	2:28.850	19.888	64.16	2:40.570	6
17	566		11 Michael WILBY	MZ ETZ 250 - Sziler UK	7	19:43.331	2:46.101	17.251	63.22	2:46.065	4
18	565		12 Louis KERSHAW	MZ ETZ 250 -	6	17:05.340	1 Lap	1 Lap	62.54	2:43.805	4
19	49		13 Andy MARKS	MZ ETZ 250 - Kingpin Components	6	17:19.331	1 Lap	13.991	61.70	2:50.555	4
20	142	GPF	7 Martin PEARSON	Yamaha TZR250 - Viking Inspection	6	17:23.303	1 Lap	3.972	61.46	2:32.674	6
21	67	GPF	8 Mark BAILEY	Yamaha TZR250 -	6	17:40.542	1 Lap	17.239	60.46	2:34.666	5

NOT CLASSIFIED

DNF	38		Chris PETTET	MZ ETZ 250 -	5	13:29.822	2 Laps	1 Lap	65.99	2:39.987	4
DNF	17	GPF	David PATERSON	Aprilia RS250 - The love of a good woman	4	12:39.312	3 Laps	1 Lap	56.30	2:37.350	2
DNF	6		Paul ANSELL	MZ ETZ 250 -	3	8:29.336	4 Laps	1 Lap	62.95	2:48.534	3
DNF	96		Chris KENT	MZ ETZ 250 - Buxton Powder Coating	1	2:32.207	6 Laps	2 Laps	70.22	2:32.207	1
DNF	9		Gary HOWLETT	MZ TS250 - HS Racing	1	2:32.766	6 Laps	0.559	69.96	2:32.766	1

FASTEST LAP

	22	GPF	Rik BALLERINI	Suuzki RGV - SCLS LTD, GECKO RACING, CAMBF	2	2:13.761		79.90 mph		128.59 kph	
	75		Peter WOODALL	MZ ETZ 250 - Online Lubricants	6	2:23.193		74.64 mph		120.12 kph	

Class - 92.5% of Race Speed = 68.02 mph  
Class GPF - 92.5% of Race Speed = 64.58 mph

Weather / Track : Sunny / Dry

These results are provisional until the conclusion of any judicial and technical matters.

Snetterton 300: 2.9689 miles  
Race Distance: 7 Laps / 20.78 miles  
Start: 13:07 Flag 13:23 End: 13:26

Clerk Of Course :	Stewards :	Timekeeper : Craig Smith
-------------------	------------	--------------------------

Results can be found at [www.tsl-timing.com](http://www.tsl-timing.com)

Printed - 13:27 Sunday, 30 May 2021



# BMCRC - MRO Championships 2021 - Rnd 2 @ Snetterton 300

## Chilton Motors 250 MZs & Blue Haze GPF

### RACE 10 - LAP CHART

#### LAP 1 @ 13:09:32.284

NO	BEHIND	LAP TIME
550		2:31.235
75	0.360	2:31.595
85	0.516	2:31.751
96	0.972	2:32.207
95	1.141	2:32.376
9	1.531	2:32.766
69	2.365	2:33.600
32	3.066	2:34.301
108	12.034	2:43.269
38	15.566	2:46.801
56	16.877	2:48.112
3	17.449	2:48.684
566	19.400	2:50.635
6	20.207	2:51.442
66	23.114	2:54.349
565	25.512	2:56.747
49	27.754	2:58.989
22	1:44.297	4:15.532
4	1:47.060	4:18.295
14	1:47.598	4:18.833
88	1:48.287	4:19.522
26	1:57.266	4:28.501
53	1:57.564	4:28.799
142	2:05.102	4:36.337
17	2:08.310	4:39.545
67	2:09.802	4:41.037

#### LAP 2 @ 13:11:57.193

NO	BEHIND	LAP TIME
75		2:24.549
550	0.101	2:25.010
85	0.985	2:25.378
95	1.076	2:24.844
69	4.783	2:27.327
32	5.816	2:27.659
108	25.079	2:37.954
38	32.761	2:42.104
56	34.764	2:42.796
3	35.554	2:43.014
566	41.808	2:47.317
6	44.658	2:49.360
565	51.374	2:50.771
66	52.619	2:54.414
49	59.932	2:57.087
22	1:33.149	2:13.761
4	1:39.344	2:17.193
14	1:39.971	2:17.282
88	1:40.848	2:17.470
26	1:59.462	2:27.105
53	1:59.949	2:27.294
142	2:13.290	2:33.097
17	2:20.751	2:37.350
67	2:21.607	2:36.714

#### LAP 3 @ 13:14:20.754

NO	BEHIND	LAP TIME
75		2:23.561
550	0.027	2:23.487
95	0.979	2:23.464
85	2.408	2:24.984
69	7.661	2:26.439

32	10.826	2:28.571
108	38.943	2:37.425
38	49.284	2:40.084
56	50.630	2:39.427
3	53.965	2:41.972
566	1:06.649	2:48.402
6	1:09.631	2:48.534
66	1:16.279	2:47.221
565	1:17.862	2:50.049
22	1:25.098	2:15.510
49	1:27.432	2:51.061
4	1:32.835	2:17.052
14	1:35.078	2:18.668
88	1:35.426	2:18.139
26	2:03.112	2:27.211
53	2:04.967	2:28.579
142	2:22.462	2:32.733

#### LAP 4 @ 13:16:46.056

NO	BEHIND	LAP TIME
95		2:24.323
550	0.059	2:25.334
75	0.161	2:25.463
85	0.641	2:23.535
69	9.972	2:27.613
17	1 Lap	2:38.390
67	1 Lap	2:38.189
32	15.909	2:30.385
108	51.669	2:38.028
38	1:03.969	2:39.987
56	1:04.863	2:39.535
3	1:10.071	2:41.408
22	1:16.392	2:16.596
4	1:25.111	2:17.578
566	1:27.412	2:46.065
14	1:29.590	2:19.814
88	1:29.918	2:19.794
66	1:35.424	2:44.447
565	1:36.365	2:43.805
49	1:52.685	2:50.555
26	2:04.993	2:27.183
53	2:05.968	2:26.303

#### LAP 5 @ 13:19:10.865

NO	BEHIND	LAP TIME
75		2:24.648
550	2.339	2:27.089
95	2.425	2:27.234
85	2.845	2:27.013
142	1 Lap	2:35.409
69	12.071	2:26.908
32	19.966	2:28.866
67	1 Lap	2:34.976
17	1 Lap	2:44.027
108	1:03.513	2:36.653
22	1:08.664	2:17.081
4	1:17.371	2:17.069
56	1:19.316	2:39.262
38	1:20.006	2:40.846
88	1:22.883	2:17.774
14	1:23.544	2:18.763
3	1:27.235	2:41.973
566	1:48.767	2:46.164
66	1:53.678	2:43.063

26	2:06.915	2:26.731
53	2:07.096	2:25.937
565	2:10.575	2:59.019
49	2:18.901	2:51.025

#### LAP 6 @ 13:21:34.058

NO	BEHIND	LAP TIME
75		2:23.193
95	2.744	2:23.512
85	3.576	2:23.924
550	8.016	2:28.870
69	16.985	2:28.107
142	1 Lap	2:33.053
32	25.320	2:28.547
67	1 Lap	2:34.666
22	1:01.754	2:16.283
4	1:11.542	2:17.364
108	1:15.811	2:35.491
88	1:16.298	2:16.608
14	1:18.340	2:17.989
56	1:35.908	2:39.785
3	1:45.006	2:40.964
53	2:09.332	2:25.429
26	2:09.693	2:25.971
66	2:11.055	2:40.570
566	2:11.986	2:46.412

#### LAP 7 @ 13:23:58.279

NO	BEHIND	LAP TIME
75		2:24.221
95	3.438	2:24.915
85	4.022	2:24.667
565	1 Lap	2:44.949
550	16.938	2:33.143
69	18.951	2:26.187
49	1 Lap	2:50.614
142	1 Lap	2:32.674
32	29.322	2:28.223
67	1 Lap	2:34.960
22	54.300	2:16.767
4	1:05.005	2:17.684
88	1:08.300	2:16.223
14	1:12.179	2:18.060
108	1:26.674	2:35.084
56	1:51.649	2:39.962
3	2:01.801	2:41.016
53	2:08.680	2:23.569
26	2:08.962	2:23.490
66	2:28.850	2:42.016
566	2:46.101	2:58.336

Weather / Track : Sunny / Dry

Results can be found at [www.tsl-timing.com](http://www.tsl-timing.com)

Snetterton 300

Circuit Length = 2.9689 miles

Start: 13:07 Flag 13:23 End: 13:26

Printed - 13:27 Sunday, 30 May 2021

# BMCRC - MRO Championships 2021 - Rnd 2 @ Snetterton 300

## Chilton Motors 250 MZs & Blue Haze GPF

### RACE 10 - SECTOR ANALYSIS



SECTOR 1 = FL to I1, SECTOR 2 = I1 to FL, DIFF = Difference To Personal Best Lap, P = Crossed Finish Line in Pit Lane, D = Time Disallowed

P1 75		Peter WOODALL		MZ ETZ 250 - Online Lubricants		
IDEAL LAP TIME : 2:22.974		BEST LAP TIME : 2:23.193		DIFFERENCE : 0.219		
LAP	SECTOR 1	SECTOR 2	LAP TIME	MPH	DIFF	TIME OF DAY
1 -			2:31.595	70.50	8.402	13:09:32.644
2 -	1:37.088	47.461	2:24.549	73.94	1.356	13:11:57.193
3 -	<b>1:36.272</b>	47.289	2:23.561 (2)	74.44	0.368	13:14:20.754
4 -	1:37.950	47.513	2:25.463	73.47	2.270	13:16:46.217
5 -	1:37.851	46.797	2:24.648	73.89	1.455	13:19:10.865
6 -	1:36.491	<b>46.702</b>	<b>2:23.193 (1)</b>	<b>74.64</b>		<b>13:21:34.058</b>
7 -	1:37.169	47.052	2:24.221 (3)	74.10	1.028	13:23:58.279

P2 95		Christopher ROGERS		MZ ETZ 250 - CB Racing		
IDEAL LAP TIME : 2:23.377		BEST LAP TIME : 2:23.464		DIFFERENCE : 0.087		
LAP	SECTOR 1	SECTOR 2	LAP TIME	MPH	DIFF	TIME OF DAY
1 -			2:32.376	70.14	8.912	13:09:33.425
2 -	1:36.794	48.050	2:24.844	73.79	1.380	13:11:58.269
3 -	1:36.677	<b>46.787</b>	<b>2:23.464 (1)</b>	<b>74.50</b>		<b>13:14:21.733</b>
4 -	1:36.954	47.369	2:24.323 (3)	74.05	0.859	13:16:46.056
5 -	1:39.139	48.095	2:27.234	72.59	3.770	13:19:13.290
6 -	<b>1:36.590</b>	46.922	2:23.512 (2)	74.47	0.048	13:21:36.802
7 -	1:37.450	47.465	2:24.915	73.75	1.451	13:24:01.717

P3 85		Andrew WALES		MZ ETZ 250 - Illuminated Design LTD		
IDEAL LAP TIME : 2:23.535		BEST LAP TIME : 2:23.535		DIFFERENCE : 0.000		
LAP	SECTOR 1	SECTOR 2	LAP TIME	MPH	DIFF	TIME OF DAY
1 -			2:31.751	70.43	8.216	13:09:32.800
2 -	1:37.673	47.705	2:25.378	73.51	1.843	13:11:58.178
3 -	1:37.971	47.013	2:24.984	73.71	1.449	13:14:23.162
4 -	<b>1:36.558</b>	<b>46.977</b>	<b>2:23.535 (1)</b>	<b>74.46</b>		<b>13:16:46.697</b>
5 -	1:39.008	48.005	2:27.013	72.70	3.478	13:19:13.710
6 -	1:36.926	46.998	2:23.924 (2)	74.26	0.389	13:21:37.634
7 -	1:36.901	47.766	2:24.667 (3)	73.88	1.132	13:24:02.301

P4 550		Harrison DESOY		MZ ETZ 250 - Online Lubricants		
IDEAL LAP TIME : 2:23.487		BEST LAP TIME : 2:23.487		DIFFERENCE : 0.000		
LAP	SECTOR 1	SECTOR 2	LAP TIME	MPH	DIFF	TIME OF DAY
1 -			2:31.235	70.67	7.748	13:09:32.284
2 -	1:37.436	47.574	2:25.010 (2)	73.70	1.523	13:11:57.294
3 -	<b>1:36.150</b>	<b>47.337</b>	<b>2:23.487 (1)</b>	<b>74.48</b>		<b>13:14:20.781</b>
4 -	1:37.829	47.505	2:25.334 (3)	73.54	1.847	13:16:46.115
5 -	1:38.567	48.522	2:27.089	72.66	3.602	13:19:13.204
6 -	1:39.006	49.864	2:28.870	71.79	5.383	13:21:42.074
7 -	1:42.025	51.118	2:33.143	69.79	9.656	13:24:15.217

P5 69		Alexander MANN		MZ TS 250 - HS RACING		
IDEAL LAP TIME : 2:25.782		BEST LAP TIME : 2:26.187		DIFFERENCE : 0.405		
LAP	SECTOR 1	SECTOR 2	LAP TIME	MPH	DIFF	TIME OF DAY
1 -			2:33.600	69.58	7.413	13:09:34.649
2 -	1:39.234	48.093	2:27.327	72.54	1.140	13:12:01.976
3 -	1:38.662	<b>47.777</b>	2:26.439 (2)	72.98	0.252	13:14:28.415
4 -	1:39.060	48.553	2:27.613	72.40	1.426	13:16:56.028
5 -	1:38.835	48.073	2:26.908 (3)	72.75	0.721	13:19:22.936
6 -	1:38.946	49.161	2:28.107	72.16	1.920	13:21:51.043
7 -	<b>1:38.005</b>	48.182	<b>2:26.187 (1)</b>	<b>73.11</b>		<b>13:24:17.230</b>

Weather / Track : Sunny / Dry

Snetterton 300  
Circuit Length = 2.9689 miles  
Start: 13:07 Flag 13:23 End: 13:26



# BMCRC - MRO Championships 2021 - Rnd 2 @ Snetterton 300

## Chilton Motors 250 MZs & Blue Haze GPF

### RACE 10 - SECTOR ANALYSIS



SECTOR 1 = FL to I1, SECTOR 2 = I1 to FL, DIFF = Difference To Personal Best Lap, P = Crossed Finish Line in Pit Lane, D = Time Disallowed

P6 32 John ASHMEAD		MZ ETZ 250 -				
IDEAL LAP TIME : 2:26.713		BEST LAP TIME : 2:27.659		DIFFERENCE : 0.946		
LAP	SECTOR 1	SECTOR 2	LAP TIME	MPH	DIFF	TIME OF DAY
1 -			2:34.301	69.26	6.642	13:09:35.350
2 -	<b>1:38.878</b>	48.781	<b>2:27.659 (1)</b>	<b>72.38</b>		<b>13:12:03.009</b>
3 -	1:39.811	48.760	2:28.571	71.93	0.912	13:14:31.580
4 -	1:42.043	48.342	2:30.385	71.07	2.726	13:17:01.965
5 -	1:40.788	48.078	2:28.866	71.79	1.207	13:19:30.831
6 -	1:40.712	<b>47.835</b>	2:28.547 (3)	71.95	0.888	13:21:59.378
7 -	1:40.369	47.854	2:28.223 (2)	72.10	0.564	13:24:27.601

P7 22 GPF Rik BALLERINI		Suuzki RGV - SCLS LTD, GECKO RACING, CAMBRIDGE MC,				
IDEAL LAP TIME : 2:13.761		BEST LAP TIME : 2:13.761		DIFFERENCE : 0.000		
LAP	SECTOR 1	SECTOR 2	LAP TIME	MPH	DIFF	TIME OF DAY
1 -		44.134	4:15.532	41.82	2:01.771	13:11:16.581
2 -	<b>1:29.745</b>	<b>44.016</b>	<b>2:13.761 (1)</b>	<b>79.90</b>		<b>13:13:30.342</b>
3 -	1:30.765	44.745	2:15.510 (2)	78.87	1.749	13:15:45.852
4 -	1:31.457	45.139	2:16.596	78.24	2.835	13:18:02.448
5 -	1:32.276	44.805	2:17.081	77.96	3.320	13:20:19.529
6 -	1:32.074	44.209	2:16.283 (3)	78.42	2.522	13:22:35.812
7 -	1:32.359	44.408	2:16.767	78.14	3.006	13:24:52.579

P8 4 GPF James SEATH		Aprilia RS250 - Ovenden Earthmoving				
IDEAL LAP TIME : 2:16.051		BEST LAP TIME : 2:17.052		DIFFERENCE : 1.001		
LAP	SECTOR 1	SECTOR 2	LAP TIME	MPH	DIFF	TIME OF DAY
1 -		<b>44.922</b>	4:18.295	41.37	2:01.243	13:11:19.344
2 -	1:31.867	45.326	2:17.193 (3)	77.90	0.141	13:13:36.537
3 -	1:31.809	45.243	<b>2:17.052 (1)</b>	<b>77.98</b>		<b>13:15:53.589</b>
4 -	1:31.516	46.062	2:17.578	77.68	0.526	13:18:11.167
5 -	<b>1:31.129</b>	45.940	2:17.069 (2)	77.97	0.017	13:20:28.236
6 -	1:31.927	45.437	2:17.364	77.80	0.312	13:22:45.600
7 -	1:31.873	45.811	2:17.684	77.62	0.632	13:25:03.284

P9 88 GPF Michael STANLEY		Yamaha TZR 250 -				
IDEAL LAP TIME : 2:16.074		BEST LAP TIME : 2:16.223		DIFFERENCE : 0.149		
LAP	SECTOR 1	SECTOR 2	LAP TIME	MPH	DIFF	TIME OF DAY
1 -		45.967	4:19.522	41.18	2:03.299	13:11:20.571
2 -	1:32.125	45.345	2:17.470 (3)	77.74	1.247	13:13:38.041
3 -	1:32.102	46.037	2:18.139	77.37	1.916	13:15:56.180
4 -	1:32.466	47.328	2:19.794	76.45	3.571	13:18:15.974
5 -	1:32.402	45.372	2:17.774	77.57	1.551	13:20:33.748
6 -	<b>1:31.463</b>	45.145	2:16.608 (2)	78.23	0.385	13:22:50.356
7 -	1:31.612	<b>44.611</b>	<b>2:16.223 (1)</b>	<b>78.46</b>		<b>13:25:06.579</b>

P10 14 GPF Denis HALIL		Yamaha TZR - D & A AUTOS				
IDEAL LAP TIME : 2:16.992		BEST LAP TIME : 2:17.282		DIFFERENCE : 0.290		
LAP	SECTOR 1	SECTOR 2	LAP TIME	MPH	DIFF	TIME OF DAY
1 -		45.200	4:18.833	41.29	2:01.551	13:11:19.882
2 -	<b>1:31.877</b>	45.405	<b>2:17.282 (1)</b>	<b>77.85</b>		<b>13:13:37.164</b>
3 -	1:32.630	46.038	2:18.668	77.07	1.386	13:15:55.832
4 -	1:32.659	47.155	2:19.814	76.44	2.532	13:18:15.646
5 -	1:33.058	45.705	2:18.763	77.02	1.481	13:20:34.409
6 -	1:32.874	<b>45.115</b>	2:17.989 (2)	77.45	0.707	13:22:52.398
7 -	1:32.426	45.634	2:18.060 (3)	77.41	0.778	13:25:10.458

Weather / Track : Sunny / Dry

Snetterton 300  
Circuit Length = 2.9689 miles  
Start: 13:07 Flag 13:23 End: 13:26

# BMCRC - MRO Championships 2021 - Rnd 2 @ Snetterton 300

## Chilton Motors 250 MZs & Blue Haze GPF

### RACE 10 - SECTOR ANALYSIS



SECTOR 1 = FL to I1, SECTOR 2 = I1 to FL, DIFF = Difference To Personal Best Lap, P = Crossed Finish Line in Pit Lane, D = Time Disallowed

P11 108		Ian KEEBLE		MZ ETZ 250 -		
IDEAL LAP TIME : 2:34.974		BEST LAP TIME : 2:35.084		DIFFERENCE : 0.110		
LAP	SECTOR 1	SECTOR 2	LAP TIME	MPH	DIFF	TIME OF DAY
1 -			2:43.269	65.46	8.185	13:09:44.318
2 -	1:45.818	52.136	2:37.954	67.66	2.870	13:12:22.272
3 -	1:45.619	51.806	2:37.425	67.89	2.341	13:14:59.697
4 -	1:45.869	52.159	2:38.028	67.63	2.944	13:17:37.725
5 -	1:45.363	51.290	2:36.653 (3)	68.22	1.569	13:20:14.378
6 -	1:44.361	<b>51.130</b>	2:35.491 (2)	68.73	0.407	13:22:49.869
7 -	<b>1:43.844</b>	51.240	<b>2:35.084 (1)</b>	<b>68.91</b>		<b>13:25:24.953</b>

P12 56		Russell TURNER		MZ ETZ 250 -		
IDEAL LAP TIME : 2:38.879		BEST LAP TIME : 2:39.262		DIFFERENCE : 0.383		
LAP	SECTOR 1	SECTOR 2	LAP TIME	MPH	DIFF	TIME OF DAY
1 -			2:48.112	63.57	8.850	13:09:49.161
2 -	1:48.556	54.240	2:42.796	65.65	3.534	13:12:31.957
3 -	1:46.104	53.323	2:39.427 (2)	67.04	0.165	13:15:11.384
4 -	1:46.601	<b>52.934</b>	2:39.535 (3)	66.99	0.273	13:17:50.919
5 -	1:46.080	53.182	<b>2:39.262 (1)</b>	<b>67.11</b>		<b>13:20:30.181</b>
6 -	<b>1:45.945</b>	53.840	2:39.785	66.89	0.523	13:23:09.966
7 -	1:46.762	53.200	2:39.962	66.81	0.700	13:25:49.928

P13 3		Max MAUD		MZ ETZ 250 -		
IDEAL LAP TIME : 2:40.534		BEST LAP TIME : 2:40.964		DIFFERENCE : 0.430		
LAP	SECTOR 1	SECTOR 2	LAP TIME	MPH	DIFF	TIME OF DAY
1 -			2:48.684	63.36	7.720	13:09:49.733
2 -	1:49.240	53.774	2:43.014	65.56	2.050	13:12:32.747
3 -	1:47.714	54.258	2:41.972	65.98	1.008	13:15:14.719
4 -	1:47.692	53.716	2:41.408 (3)	66.21	0.444	13:17:56.127
5 -	1:47.448	54.525	2:41.973	65.98	1.009	13:20:38.100
6 -	1:47.732	<b>53.232</b>	<b>2:40.964 (1)</b>	<b>66.40</b>		<b>13:23:19.064</b>
7 -	<b>1:47.302</b>	53.714	2:41.016 (2)	66.37	0.052	13:26:00.080

P14 53 GPF		Alan COATES		Yamaha TZR250 - Clarendon Motorcycles Hull		
IDEAL LAP TIME : 2:23.569		BEST LAP TIME : 2:23.569		DIFFERENCE : 0.000		
LAP	SECTOR 1	SECTOR 2	LAP TIME	MPH	DIFF	TIME OF DAY
1 -		48.921	4:28.799	39.76	2:05.230	13:11:29.848
2 -	1:38.782	48.512	2:27.294	72.56	3.725	13:13:57.142
3 -	1:40.603	47.976	2:28.579	71.93	5.010	13:16:25.721
4 -	1:37.362	48.941	2:26.303	73.05	2.734	13:18:52.024
5 -	1:37.331	48.606	2:25.937 (3)	73.23	2.368	13:21:17.961
6 -	1:37.581	47.848	2:25.429 (2)	73.49	1.860	13:23:43.390
7 -	<b>1:35.947</b>	<b>47.622</b>	<b>2:23.569 (1)</b>	<b>74.44</b>		<b>13:26:06.959</b>

P15 26 GPF		Damian LEE		Yamaha TZR250 - Leed Autos		
IDEAL LAP TIME : 2:23.490		BEST LAP TIME : 2:23.490		DIFFERENCE : 0.000		
LAP	SECTOR 1	SECTOR 2	LAP TIME	MPH	DIFF	TIME OF DAY
1 -		49.021	4:28.501	39.80	2:05.011	13:11:29.550
2 -	1:38.639	48.466	2:27.105	72.65	3.615	13:13:56.655
3 -	1:38.398	48.813	2:27.211	72.60	3.721	13:16:23.866
4 -	1:37.923	49.260	2:27.183	72.61	3.693	13:18:51.049
5 -	1:37.576	49.155	2:26.731 (3)	72.84	3.241	13:21:17.780
6 -	1:37.681	48.290	2:25.971 (2)	73.22	2.481	13:23:43.751
7 -	<b>1:36.591</b>	<b>46.899</b>	<b>2:23.490 (1)</b>	<b>74.48</b>		<b>13:26:07.241</b>

Weather / Track : Sunny / Dry

Snetterton 300  
Circuit Length = 2.9689 miles  
Start: 13:07 Flag 13:23 End: 13:26

# BMCRC - MRO Championships 2021 - Rnd 2 @ Snetterton 300

## Chilton Motors 250 MZs & Blue Haze GPF

### RACE 10 - SECTOR ANALYSIS



SECTOR 1 = FL to I1, SECTOR 2 = I1 to FL, DIFF = Difference To Personal Best Lap, P = Crossed Finish Line in Pit Lane, D = Time Disallowed

P16 66		Graeme LEWIS		MZ ETZ 250 -		
IDEAL LAP TIME : 2:40.498		BEST LAP TIME : 2:40.570		DIFFERENCE : 0.072		
LAP	SECTOR 1	SECTOR 2	LAP TIME	MPH	DIFF	TIME OF DAY
1 -			2:54.349	61.30	13.779	13:09:55.398
2 -	1:57.038	57.376	2:54.414	61.27	13.844	13:12:49.812
3 -	1:51.700	55.521	2:47.221	63.91	6.651	13:15:37.033
4 -	1:49.989	54.458	2:44.447	64.99	3.877	13:18:21.480
5 -	1:49.084	53.979	2:43.063 (3)	65.54	2.493	13:21:04.543
6 -	<b>1:46.992</b>	53.578	<b>2:40.570 (1)</b>	<b>66.56</b>		<b>13:23:45.113</b>
7 -	1:48.510	<b>53.506</b>	2:42.016 (2)	65.96	1.446	13:26:27.129

P17 566		Michael WILBY		MZ ETZ 250 - Sziler UK		
IDEAL LAP TIME : 2:45.205		BEST LAP TIME : 2:46.065		DIFFERENCE : 0.860		
LAP	SECTOR 1	SECTOR 2	LAP TIME	MPH	DIFF	TIME OF DAY
1 -			2:50.635	62.63	4.570	13:09:51.684
2 -	1:52.230	55.087	2:47.317	63.87	1.252	13:12:39.001
3 -	1:52.618	55.784	2:48.402	63.46	2.337	13:15:27.403
4 -	1:51.368	54.697	<b>2:46.065 (1)</b>	<b>64.36</b>		<b>13:18:13.468</b>
5 -	<b>1:50.971</b>	55.193	2:46.164 (2)	64.32	0.099	13:20:59.632
6 -	1:52.178	<b>54.234</b>	2:46.412 (3)	64.22	0.347	13:23:46.044
7 -	2:01.761	56.575	2:58.336	59.93	12.271	13:26:44.380

P18 565		Louis KERSHAW		MZ ETZ 250 -		
IDEAL LAP TIME : 2:43.228		BEST LAP TIME : 2:43.805		DIFFERENCE : 0.577		
LAP	SECTOR 1	SECTOR 2	LAP TIME	MPH	DIFF	TIME OF DAY
1 -		54.756	2:56.747	60.47	12.942	13:09:57.796
2 -	1:54.702	56.069	2:50.771	62.58	6.966	13:12:48.567
3 -	1:53.493	56.556	2:50.049 (3)	62.85	6.244	13:15:38.616
4 -	1:49.773	54.032	<b>2:43.805 (1)</b>	<b>65.24</b>		<b>13:18:22.421</b>
5 -	<b>1:49.444</b>	1:09.575	2:59.019	59.70	15.214	13:21:21.440
6 -	1:51.165	<b>53.784</b>	2:44.949 (2)	64.79	1.144	13:24:06.389

P19 49		Andy MARKS		MZ ETZ 250 - Kingpin Components		
IDEAL LAP TIME : 2:49.504		BEST LAP TIME : 2:50.555		DIFFERENCE : 1.051		
LAP	SECTOR 1	SECTOR 2	LAP TIME	MPH	DIFF	TIME OF DAY
1 -		<b>55.209</b>	2:58.989	59.71	8.434	13:10:00.038
2 -	2:00.687	56.400	2:57.087	60.35	6.532	13:12:57.125
3 -	1:55.182	55.879	2:51.061	62.48	0.506	13:15:48.186
4 -	1:55.087	55.468	<b>2:50.555 (1)</b>	<b>62.66</b>		<b>13:18:38.741</b>
5 -	1:55.781	55.244	2:51.025 (3)	62.49	0.470	13:21:29.766
6 -	<b>1:54.295</b>	56.319	2:50.614 (2)	62.64	0.059	13:24:20.380

P20 142 GPF		Martin PEARSON		Yamaha TZR250 - Viking Inspection		
IDEAL LAP TIME : 2:32.502		BEST LAP TIME : 2:32.674		DIFFERENCE : 0.172		
LAP	SECTOR 1	SECTOR 2	LAP TIME	MPH	DIFF	TIME OF DAY
1 -		51.230	4:36.337	38.67	2:03.663	13:11:37.386
2 -	1:42.342	50.755	2:33.097	69.81	0.423	13:14:10.483
3 -	<b>1:41.918</b>	50.815	2:32.733 (2)	69.97	0.059	13:16:43.216
4 -	1:44.236	51.173	2:35.409	68.77	2.735	13:19:18.625
5 -	1:42.261	50.792	2:33.053 (3)	69.83	0.379	13:21:51.678
6 -	1:42.090	<b>50.584</b>	<b>2:32.674 (1)</b>	<b>70.00</b>		<b>13:24:24.352</b>

Weather / Track : Sunny / Dry

Snetterton 300  
Circuit Length = 2.9689 miles  
Start: 13:07 Flag 13:23 End: 13:26

# BMCRC - MRO Championships 2021 - Rnd 2 @ Snetterton 300

## Chilton Motors 250 MZs & Blue Haze GPF

### RACE 10 - SECTOR ANALYSIS



SECTOR 1 = FL to I1, SECTOR 2 = I1 to FL, DIFF = Difference To Personal Best Lap, P = Crossed Finish Line in Pit Lane, D = Time Disallowed

P21 67 GPF Mark BAILEY		Yamaha TZR250 -				
IDEAL LAP TIME : 2:34.366		BEST LAP TIME : 2:34.666				
		DIFFERENCE : 0.300				
LAP	SECTOR 1	SECTOR 2	LAP TIME	MPH	DIFF	TIME OF DAY
1 -		53.009	4:41.037	38.03	2:06.371	13:11:42.086
2 -	1:44.057	52.657	2:36.714	68.20	2.048	13:14:18.800
3 -	1:45.270	52.919	2:38.189	67.56	3.523	13:16:56.989
4 -	1:42.736	52.240	2:34.976 (3)	68.96	0.310	13:19:31.965
5 -	<b>1:42.345</b>	52.321	<b>2:34.666 (1)</b>	<b>69.10</b>		<b>13:22:06.631</b>
6 -	1:42.939	<b>52.021</b>	2:34.960 (2)	68.97	0.294	13:24:41.591

P22 38 Chris PETTET		MZ ETZ 250 -				
IDEAL LAP TIME : 2:39.863		BEST LAP TIME : 2:39.987				
		DIFFERENCE : 0.124				
LAP	SECTOR 1	SECTOR 2	LAP TIME	MPH	DIFF	TIME OF DAY
1 -			2:46.801	64.07	6.814	13:09:47.850
2 -	1:48.399	53.705	2:42.104	65.93	2.117	13:12:29.954
3 -	<b>1:46.932</b>	53.152	2:40.084 (2)	66.76	0.097	13:15:10.038
4 -	1:46.959	53.028	<b>2:39.987 (1)</b>	<b>66.80</b>		<b>13:17:50.025</b>
5 -	1:47.915	<b>52.931</b>	2:40.846 (3)	66.44	0.859	13:20:30.871

P23 17 GPF David PATERSON		Aprilia RS250 - The love of a good woman				
IDEAL LAP TIME : 2:37.350		BEST LAP TIME : 2:37.350				
		DIFFERENCE : 0.000				
LAP	SECTOR 1	SECTOR 2	LAP TIME	MPH	DIFF	TIME OF DAY
1 -		52.956	4:39.545	38.23	2:02.195	13:11:40.594
2 -	<b>1:44.619</b>	<b>52.731</b>	<b>2:37.350 (1)</b>	<b>67.92</b>		<b>13:14:17.944</b>
3 -	1:45.217	53.173	2:38.390 (2)	67.47	1.040	13:16:56.334
4 -	1:49.252	54.775	2:44.027 (3)	65.16	6.677	13:19:40.361

P24 6 Paul ANSELL		MZ ETZ 250 -				
IDEAL LAP TIME : 2:47.899		BEST LAP TIME : 2:48.534				
		DIFFERENCE : 0.635				
LAP	SECTOR 1	SECTOR 2	LAP TIME	MPH	DIFF	TIME OF DAY
1 -			2:51.442 (3)	62.34	2.908	13:09:52.491
2 -	1:53.361	55.999	2:49.360 (2)	63.10	0.826	13:12:41.851
3 -	1:52.849	<b>55.685</b>	<b>2:48.534 (1)</b>	<b>63.41</b>		<b>13:15:30.385</b>

P25 96 Chris KENT		MZ ETZ 250 - Buxton Powder Coating				
IDEAL LAP TIME :		BEST LAP TIME : 2:32.207				
		DIFFERENCE :				
LAP	SECTOR 1	SECTOR 2	LAP TIME	MPH	DIFF	TIME OF DAY
1 -			<b>2:32.207 (1)</b>	<b>70.22</b>		<b>13:09:33.256</b>

P26 9 Gary HOWLETT		MZ TS250 - HS Racing				
IDEAL LAP TIME :		BEST LAP TIME : 2:32.766				
		DIFFERENCE :				
LAP	SECTOR 1	SECTOR 2	LAP TIME	MPH	DIFF	TIME OF DAY
1 -			<b>2:32.766 (1)</b>	<b>69.96</b>		<b>13:09:33.815</b>

# BMCRC - MRO Championships 2021 - Rnd 2 @ Snetterton 300

## Chilton Motors 250 MZs & Blue Haze GPF

### RACE 10 - BEST SECTORS

SECTOR 1			SECTOR 2			IDEAL / BEST COMPARISON						
POS	NO	NAME	TIME	NO	NAME	TIME	POS	NO	NAME	IDEAL	BEST	DIFF
									<b>PERFECT LAP</b>	<b>2:13.761</b>		
1	22	BALLERINI	1:29.745	22	BALLERINI	44.016	1	22	BALLERINI	2:13.761	2:13.761	0.000
2	4	SEATH	1:31.129	88	STANLEY	44.611	2	4	SEATH	2:16.051	2:17.052	1.001
3	88	STANLEY	1:31.463	4	SEATH	44.922	3	88	STANLEY	2:16.074	2:16.223	0.149
4	14	HALIL	1:31.877	14	HALIL	45.115	4	14	HALIL	2:16.992	2:17.282	0.290
5	53	COATES	1:35.947	75	WOODALL	46.702	5	75	WOODALL	2:22.974	2:23.193	0.219
6	550	DESSOY	1:36.150	95	ROGERS	46.787	6	95	ROGERS	2:23.377	2:23.464	0.087
7	75	WOODALL	1:36.272	26	LEE	46.899	7	550	DESSOY	2:23.487	2:23.487	0.000
8	85	WALES	1:36.558	85	WALES	46.977	8	26	LEE	2:23.490	2:23.490	0.000
9	95	ROGERS	1:36.590	550	DESSOY	47.337	9	85	WALES	2:23.535	2:23.535	0.000
10	26	LEE	1:36.591	53	COATES	47.622	10	53	COATES	2:23.569	2:23.569	0.000
11	69	MANN	1:38.005	69	MANN	47.777	11	69	MANN	2:25.782	2:26.187	0.405
12	32	ASHMEAD	1:38.878	32	ASHMEAD	47.835	12	32	ASHMEAD	2:26.713	2:27.659	0.946
13	142	PEARSON	1:41.918	142	PEARSON	50.584	13	142	PEARSON	2:32.502	2:32.674	0.172
14	67	BAILEY	1:42.345	108	KEEBLE	51.130	14	67	BAILEY	2:34.366	2:34.666	0.300
15	108	KEEBLE	1:43.844	67	BAILEY	52.021	15	108	KEEBLE	2:34.974	2:35.084	0.110
16	17	PATERSON	1:44.619	17	PATERSON	52.731	16	17	PATERSON	2:37.350	2:37.350	0.000
17	56	TURNER	1:45.945	38	PETTET	52.931	17	56	TURNER	2:38.879	2:39.262	0.383
18	38	PETTET	1:46.932	56	TURNER	52.934	18	38	PETTET	2:39.863	2:39.987	0.124
19	66	LEWIS	1:46.992	3	MAUD	53.232	19	66	LEWIS	2:40.498	2:40.570	0.072
20	3	MAUD	1:47.302	66	LEWIS	53.506	20	3	MAUD	2:40.534	2:40.964	0.430
21	565	KERSHAW	1:49.444	565	KERSHAW	53.784	21	565	KERSHAW	2:43.228	2:43.805	0.577
22	566	WILBY	1:50.971	566	WILBY	54.234	22	566	WILBY	2:45.205	2:46.065	0.860
23	6	ANSELL	1:52.214	49	MARKS	55.209	23	6	ANSELL	2:47.899	2:48.534	0.635
24	49	MARKS	1:54.295	6	ANSELL	55.685	24	49	MARKS	2:49.504	2:50.555	1.051
25							25	9	HOWLETT		2:32.766	
26							26	96	KENT		2:32.207	

Weather / Track : Sunny / Dry

Results can be found at [www.tsl-timing.com](http://www.tsl-timing.com)

Snetterton 300

Circuit Length = 2.9689 miles

Start: 13:07 Flag 13:23 End: 13:26

Printed - 13:27 Sunday, 30 May 2021

# BMCRC - MRO Championships 2021 - Rnd 2 @ Snetterton 300

## Chilton Motors 250 MZs & Blue Haze GPF

### RACE 10 - STATISTICS

**Competitors Started** 26  
**Planned Start** 2021-05-30 @ 13:00:00.000  
**Actual Start** 2021-05-30 @ 13:07:01.048  
**Finish Time** 2021-05-30 @ 13:23:58.278  
**Track Length** 2.9689mi.  
**Total Laps** 157  
**Total Distance Covered** 466.1191mi.

#### Session Fastest Lap History

NO	CL	NAME	LAP TIME	TIME OF DAY	LAP	VEHICLE
550		Harrison DESSOY	<b>2:31.235</b>	13:09:32.307	1	MZ ETZ 250
75		Peter WOODALL	<b>2:24.549</b>	13:11:57.218	2	MZ ETZ 250
22	GPF	Rik BALLERINI	<b>2:13.761</b>	13:13:30.358	2	Suuzki RGV

#### Session Leader History

NO	CL	NAME	FROM LAP	LAPS LED	DISTANCE	VEHICLE
550		Harrison DESSOY	1	1	2.96 miles	MZ ETZ 250
75		Peter WOODALL	2	2	5.93 miles	MZ ETZ 250
95		Christopher ROGERS	4	1	2.96 miles	MZ ETZ 250
75		Peter WOODALL	5	3	8.90 miles	MZ ETZ 250

#### Flag History

TYPE	TIME OF DAY
GREEN	13:07:01.048
FINISH	13:23:58.278

#### Flag Statistics

TYPE	COUNT	TOTAL LAPS	TOTAL TIME
Green	1	7	19:49.421
Red	0	0	0.000
Safety Car	0	0	0.000
FCY	0	0	0.000

# BMCRC - MRO Championships 2021 - Rnd 2 @ Snetterton 300

## Chilton Motors 250 MZs & Blue Haze GPF

### RACE 10 - STATISTICS

CLASS :

17 Starters

#### Fastest Lap History

NO	NAME	LAP TIME	TIME OF DAY	LAP	VEHICLE
550	Harrison DESSOY	2:31.235	13:09:32.307	1	MZ ETZ 250
75	Peter WOODALL	2:24.549	13:11:57.218	2	MZ ETZ 250
75	Peter WOODALL	2:23.561	13:14:20.779	3	MZ ETZ 250
550	Harrison DESSOY	2:23.487	13:14:20.781	3	MZ ETZ 250
95	Christopher ROGERS	2:23.464	13:14:21.757	3	MZ ETZ 250
75	Peter WOODALL	2:23.193	13:21:34.084	6	MZ ETZ 250

#### Leader History

NO	NAME	FROM LAP	LAPS LED	DISTANCE	VEHICLE
550	Harrison DESSOY	1	1	2.96 miles	MZ ETZ 250
75	Peter WOODALL	2	2	5.93 miles	MZ ETZ 250
95	Christopher ROGERS	4	1	2.96 miles	MZ ETZ 250
75	Peter WOODALL	5	3	8.90 miles	MZ ETZ 250

Weather / Track : Sunny / Dry

Results can be found at [www.tsl-timing.com](http://www.tsl-timing.com)

Page 2 of 3

Snetterton 300  
Circuit Length = 2.9689 miles  
Start: 13:07 Flag 13:23 End: 13:26

Printed - 13:27 Sunday, 30 May 2021

# BMCRC - MRO Championships 2021 - Rnd 2 @ Snetterton 300

## Chilton Motors 250 MZs & Blue Haze GPF

### RACE 10 - STATISTICS

**CLASS : GPF**

9 Starters

#### Fastest Lap History

NO	NAME	LAP TIME	TIME OF DAY	LAP	VEHICLE
22	Rik BALLERINI	<b>4:15.532</b>	13:11:16.598	1	Suuzki RGV
22	Rik BALLERINI	<b>2:13.761</b>	13:13:30.358	2	Suuzki RGV

#### Leader History

NO	NAME	FROM LAP	LAPS LED	DISTANCE	VEHICLE
22	Rik BALLERINI	1	7	20.78 miles	Suuzki RGV





**BMCRC - MRO Championships 2021 - Rnd 2 @ Snetterton 300**

**Chilton Motors 250 MZs & Blue Haze GPF**

**RACE 20 - GRID (7 Laps)**

ROW 13	1	38	707 Alex SYMON	37	65 Andrew MOXON						
ROW 12	36	169 Mark ELLERAY	35	251 Stephen WIMBLE	34	27 Richard HAYWARD					
ROW 11		2:37.350	33	17 David PATERSON	32	67 Mark BAILEY	31	142 Martin PEARSON			
ROW 10		2:23.569	30	53 Alan COATES	29	2:23.490	26	26 Damian LEE	28	2:17.282	14 Denis HALIL
ROW 9		2:17.052	27	4 James SEATH	26	2:16.223	88 Michael STANLEY	25	2:13.761	22 Rik BALLERINI	
ROW 8	24	23	22								
ROW 7	21	20	19	11 Simon READ							
ROW 6	18	81 Scott GRANT	17	2:50.555	49 Andy MARKS	16	2:48.534	6 Paul ANSELL			
ROW 5		2:46.065	15	566 Michael WILBY	14	2:43.805	565 Louis KERSHAW	13	2:40.964	3 Max MAUD	
ROW 4		2:40.570	12	66 Graeme LEWIS	11	2:39.987	38 Chris PETTET	10	2:39.262	56 Russell TURNER	
ROW 3		2:35.084	9	108 Ian KEEBLE	8	2:32.766	9 Gary HOWLETT	7	2:32.207	96 Chris KENT	
ROW 2		2:27.659	6	32 John ASHMEAD	5	2:26.187	69 Alexander MANN	4	2:23.535	85 Andrew WALES	
ROW 1		2:23.487	3	550 Harrison DESSOY	2	2:23.464	95 Christopher ROGERS	1	2:23.193	75 Peter WOODALL	

**Pole**

Snetterton 300

Circuit Length = 2.9689 miles

These results are provisional until the conclusion of any judicial and technical matters.

Clerk Of Course :	Stewards :	Timekeeper : Craig Smith
-------------------	------------	--------------------------

Results can be found at [www.tsl-timing.com](http://www.tsl-timing.com)

Printed - 13:29 Sunday, 30 May 2021





**BMCRC - MRO Championships 2021 - Rnd 2 @ Snetterton 300**

**Chilton Motors 250 MZs & Blue Haze GPF**

**RACE 20 - CLASSIFICATION**

POS	NO	CL	PIC NAME	ENTRY	LAPS	TIME	GAP	DIFF	MPH	BEST	ON
1	550		1 Harrison DESSOY	MZ ETZ 250 - Online Lubricants	7	17:02.625			73.16	2:24.561	5
2	22	GPF	1 Rik BALLERINI	Suuzki RGV - SCLS LTD, GECKO RACING, CAMBF	7	17:04.677	2.052	2.052	73.01	2:16.070	4
3	85		2 Andrew WALES	MZ ETZ 250 - Illuminated Design LTD	7	17:04.832	2.207	0.155	73.00	2:24.237	4
4	81		3 Scott GRANT	MZ ETZ 250 - Katie, Mum and Dad	7	17:13.950	11.325	9.118	72.35	2:24.121	4
5	14	GPF	2 Denis HALIL	Yamaha TZR - D & A AUTOS	7	17:15.515	12.890	1.565	72.25	2:16.926	5
6	4	GPF	3 James SEATH	Aprilia RS250 - Ovenden Earthmoving	7	17:16.159	13.534	0.644	72.20	2:17.726	5
7	69		4 Alexander MANN	MZ TS 250 - HS RACING	7	17:21.750	19.125	5.591	71.81	2:27.020	7
8	96		5 Chris KENT	MZ ETZ 250 - Buxton Powder Coating	7	17:22.147	19.522	0.397	71.79	2:27.425	2
9	32		6 John ASHMEAD	MZ ETZ 250 -	7	17:22.576	19.951	0.429	71.76	2:27.325	7
10	9		7 Gary HOWLETT	MZ TS250 - HS Racing	7	17:50.235	47.610	27.659	69.90	2:27.761	2
11	26	GPF	4 Damian LEE	Yamaha TZR250 - Leed Autos	7	18:08.799	1:06.174	18.564	68.71	2:25.791	3
12	108		8 Ian KEEBLE	MZ ETZ 250 -	7	18:11.123	1:08.498	2.324	68.56	2:34.463	4
13	53	GPF	5 Alan COATES	Yamaha TZR250 - Clarendon Motorcycles Hull	7	18:52.849	1:50.224	41.726	66.04	2:30.657	7
14	56		9 Russell TURNER	MZ ETZ 250 -	7	18:55.144	1:52.519	2.295	65.90	2:40.082	5
15	3		10 Max MAUD	MZ ETZ 250 -	7	18:59.479	1:56.854	4.335	65.65	2:40.886	7
16	565		11 Louis KERSHAW	MZ ETZ 250 -	7	19:08.012	2:05.387	8.533	65.17	2:40.526	4
17	66		12 Graeme LEWIS	MZ ETZ 250 -	7	19:15.820	2:13.195	7.808	64.73	2:42.620	4
18	67	GPF	6 Mark BAILEY	Yamaha TZR250 -	7	19:34.949	2:32.324	19.129	63.67	2:36.663	2
19	566		13 Michael WILBY	MZ ETZ 250 - Sziler UK	6	17:14.349	1 Lap	1 Lap	61.99	2:50.740	3

**NOT CLASSIFIED**

DNF	75		Peter WOODALL	MZ ETZ 250 - Online Lubricants	6	14:36.837	1 Lap		73.13	2:23.748	4
DNF	95		Christopher ROGERS	MZ ETZ 250 - CB Racing	5	12:13.986	2 Laps	1 Lap	72.80	2:23.764	4
DNF	6		Paul ANSELL	MZ ETZ 250 -	5	14:14.151	2 Laps	2:00.165	62.56	2:47.864	5
DNF	38		Chris PETTET	MZ ETZ 250 -	2	5:28.974	5 Laps	3 Laps	64.97	2:40.811	2
DNF	17	GPF	David PATERSON	Aprilia RS250 - The love of a good woman	2	6:29.072	5 Laps	1:00.098	54.94	2:42.024	2

**FASTEST LAP**

	22	GPF	Rik BALLERINI	Suuzki RGV - SCLS LTD, GECKO RACING, CAMBF	4	2:16.070			78.54 mph	126.41 kph	
	75		Peter WOODALL	MZ ETZ 250 - Online Lubricants	4	2:23.748			74.35 mph	119.65 kph	

Class - 92.5% of Race Speed = 67.67 mph

Class GPF - 92.5% of Race Speed = 67.53 mph

Weather / Track : Sunny / Dry

These results are provisional until the conclusion of any judicial and technical matters.

Snetterton 300: 2.9689 miles

Race Distance: 7 Laps / 20.78 miles

Start: 17:40 Flag 17:57 End: 18:00

Clerk Of Course :	Stewards :	Timekeeper : Craig Smith
-------------------	------------	--------------------------

Results can be found at [www.tsl-timing.com](http://www.tsl-timing.com)

Printed - 18:00 Sunday, 30 May 2021



# BMCRC - MRO Championships 2021 - Rnd 2 @ Snetterton 300

## Chilton Motors 250 MZs & Blue Haze GPF

### RACE 20 - LAP CHART

#### LAP 1 @ 17:43:04.459

NO	BEHIND	LAP TIME
550		2:31.764
75	0.113	2:31.877
95	0.681	2:32.445
85	0.867	2:32.631
32	0.891	2:32.655
81	1.163	2:32.927
69	2.067	2:33.831
96	2.183	2:33.947
9	5.161	2:36.925
108	9.215	2:40.979
56	15.129	2:46.893
3	16.067	2:47.831
38	16.399	2:48.163
66	19.126	2:50.890
565	22.405	2:54.169
566	25.060	2:56.824
6	25.504	2:57.268
22	51.056	3:22.820
14	52.756	3:24.520
4	54.250	3:26.014
26	59.053	3:30.817
53	1:07.975	3:39.739
67	1:10.201	3:41.965
17	1:15.284	3:47.048

#### LAP 2 @ 17:45:29.946

NO	BEHIND	LAP TIME
550		2:25.487
75	0.083	2:25.457
85	0.566	2:25.186
95	0.618	2:25.424
81	0.934	2:25.258
96	4.121	2:27.425
69	4.244	2:27.664
32	4.492	2:29.088
9	7.435	2:27.761
108	18.892	2:35.164
56	30.358	2:40.716
38	31.723	2:40.811
3	33.476	2:42.896
66	38.230	2:44.591
565	39.006	2:42.088
22	41.764	2:16.195
14	45.717	2:18.448
4	46.832	2:18.069
6	50.015	2:49.998
566	51.439	2:51.866
26	59.783	2:26.217
53	1:14.112	2:31.624
67	1:21.377	2:36.663
17	1:31.821	2:42.024

#### LAP 3 @ 17:47:54.812

NO	BEHIND	LAP TIME
550		2:24.866
95	0.770	2:25.018
85	0.940	2:25.240
75	0.983	2:25.766
81	1.439	2:25.371
32	7.424	2:27.798
69	7.928	2:28.550

96	7.959	2:28.704
9	11.709	2:29.140
108	28.666	2:34.640
22	34.340	2:17.442
14	40.658	2:19.807
4	40.863	2:18.897
56	47.584	2:42.092
3	50.451	2:41.841
565	55.758	2:41.618
66	56.070	2:42.706
26	1:00.708	2:25.791
6	1:14.973	2:49.824
566	1:17.313	2:50.740
53	1:21.019	2:31.773
67	1:35.558	2:39.047

#### LAP 4 @ 17:50:19.346

NO	BEHIND	LAP TIME
95		2:23.764
550	0.083	2:24.617
75	0.197	2:23.748
85	0.643	2:24.237
81	1.026	2:24.121
96	10.968	2:27.543
32	11.071	2:28.181
69	11.570	2:28.176
9	18.860	2:31.685
22	25.876	2:16.070
4	34.171	2:17.842
14	35.037	2:18.913
108	38.595	2:34.463
26	1:02.675	2:26.501
56	1:03.753	2:40.703
3	1:08.409	2:42.492
565	1:11.750	2:40.526
66	1:14.156	2:42.620
53	1:30.884	2:34.399
6	1:39.636	2:49.197
566	1:44.411	2:51.632
67	1:51.589	2:40.565

#### LAP 5 @ 17:52:43.990

NO	BEHIND	LAP TIME
550		2:24.561
75	1.660	2:26.107
81	1.702	2:25.320
95	2.691	2:27.335
85	3.198	2:27.199
96	14.960	2:28.636
32	15.128	2:28.701
69	15.292	2:28.366
22	17.986	2:16.754
4	27.253	2:17.726
14	27.319	2:16.926
9	27.779	2:33.563
108	49.560	2:35.609
26	1:04.515	2:26.484
56	1:19.191	2:40.082
3	1:25.573	2:41.808
565	1:30.427	2:43.321
66	1:34.493	2:44.981
53	1:37.505	2:31.265
6	2:02.856	2:47.864
67	2:06.239	2:39.294

566	2:11.811	2:52.044
-----	----------	----------

#### LAP 6 @ 17:55:09.003

NO	BEHIND	LAP TIME
550		2:25.013
75	0.529	2:23.882
85	3.154	2:24.969
81	7.227	2:30.538
22	10.417	2:17.444
96	18.173	2:28.226
69	18.422	2:28.143
32	18.943	2:28.828
14	20.639	2:18.333
4	20.916	2:18.676
9	37.885	2:35.119
108	1:00.152	2:35.605
26	1:05.860	2:26.358
56	1:36.175	2:41.997
3	1:42.285	2:41.725
53	1:45.884	2:33.392
565	1:47.332	2:41.918
66	1:52.972	2:43.492
67	2:20.613	2:39.387

#### LAP 7 @ 17:57:35.320

NO	BEHIND	LAP TIME
550		2:26.317
22	2.052	2:17.952
85	2.207	2:25.370
81	11.325	2:30.415
566	1 Lap	2:51.243
14	12.890	2:18.568
4	13.534	2:18.935
69	19.125	2:27.020
96	19.522	2:27.666
32	19.951	2:27.325
9	47.610	2:36.042
26	1:06.174	2:26.631
108	1:08.498	2:34.663
53	1:50.224	2:30.657
56	1:52.519	2:42.661
3	1:56.854	2:40.886
565	2:05.387	2:44.372
66	2:13.195	2:46.540
67	2:32.324	2:38.028

Weather / Track : Sunny / Dry

Results can be found at [www.tsl-timing.com](http://www.tsl-timing.com)

Snetterton 300  
Circuit Length = 2.9689 miles  
Start: 17:40 Flag 17:57 End: 18:00

Printed - 18:00 Sunday, 30 May 2021

# BMCRC - MRO Championships 2021 - Rnd 2 @ Snetterton 300

## Chilton Motors 250 MZs & Blue Haze GPF

### RACE 20 - SECTOR ANALYSIS



SECTOR 1 = FL to I1, SECTOR 2 = I1 to FL, DIFF = Difference To Personal Best Lap, P = Crossed Finish Line in Pit Lane, D = Time Disallowed

P1 550		Harrison DESSOY		MZ ETZ 250 - Online Lubricants		
IDEAL LAP TIME : 2:24.446		BEST LAP TIME : 2:24.561		DIFFERENCE : 0.115		
LAP	SECTOR 1	SECTOR 2	LAP TIME	MPH	DIFF	TIME OF DAY
1 -		48.175	2:31.764	70.42	7.203	17:43:04.459
2 -	1:37.677	47.810	2:25.487	73.46	0.926	17:45:29.946
3 -	1:37.647	<b>47.219</b>	2:24.866 (3)	73.77	0.305	17:47:54.812
4 -	<b>1:37.227</b>	47.390	2:24.617 (2)	73.90	0.056	17:50:19.429
5 -	1:37.280	47.281	<b>2:24.561 (1)</b>	<b>73.93</b>		<b>17:52:43.990</b>
6 -	1:37.739	47.274	2:25.013	73.70	0.452	17:55:09.003
7 -	1:37.254	49.063	2:26.317	73.04	1.756	17:57:35.320

P2 22 GPF		Rik BALLERINI		Suuzki RGV - SCLS LTD, GECKO RACING, CAMBRIDGE MC,		
IDEAL LAP TIME : 2:15.864		BEST LAP TIME : 2:16.070		DIFFERENCE : 0.206		
LAP	SECTOR 1	SECTOR 2	LAP TIME	MPH	DIFF	TIME OF DAY
1 -		45.245	3:22.820	52.69	1:06.750	17:43:55.515
2 -	<b>1:31.215</b>	44.980	2:16.195 (2)	78.47	0.125	17:46:11.710
3 -	1:31.995	45.447	2:17.442	77.76	1.372	17:48:29.152
4 -	1:31.351	44.719	<b>2:16.070 (1)</b>	<b>78.54</b>		<b>17:50:45.222</b>
5 -	1:32.095	44.659	2:16.754 (3)	78.15	0.684	17:53:01.976
6 -	1:32.795	<b>44.649</b>	2:17.444	77.76	1.374	17:55:19.420
7 -	1:32.170	45.782	2:17.952	77.47	1.882	17:57:37.372

P3 85		Andrew WALES		MZ ETZ 250 - Illuminated Design LTD		
IDEAL LAP TIME : 2:23.816		BEST LAP TIME : 2:24.237		DIFFERENCE : 0.421		
LAP	SECTOR 1	SECTOR 2	LAP TIME	MPH	DIFF	TIME OF DAY
1 -		48.793	2:32.631	70.02	8.394	17:43:05.326
2 -	1:37.455	47.731	2:25.186 (3)	73.61	0.949	17:45:30.512
3 -	1:37.753	47.487	2:25.240	73.58	1.003	17:47:55.752
4 -	1:37.252	46.985	<b>2:24.237 (1)</b>	<b>74.10</b>		<b>17:50:19.989</b>
5 -	<b>1:36.869</b>	50.330	2:27.199	72.60	2.962	17:52:47.188
6 -	1:38.022	<b>46.947</b>	2:24.969 (2)	73.72	0.732	17:55:12.157
7 -	1:37.606	47.764	2:25.370	73.52	1.133	17:57:37.527

P4 81		Scott GRANT		MZ ETZ 250 - Katie, Mum and Dad		
IDEAL LAP TIME : 2:24.121		BEST LAP TIME : 2:24.121		DIFFERENCE : 0.000		
LAP	SECTOR 1	SECTOR 2	LAP TIME	MPH	DIFF	TIME OF DAY
1 -		47.815	2:32.927	69.89	8.806	17:43:05.622
2 -	1:37.458	47.800	2:25.258 (2)	73.57	1.137	17:45:30.880
3 -	1:38.000	47.371	2:25.371	73.52	1.250	17:47:56.251
4 -	<b>1:36.845</b>	<b>47.276</b>	<b>2:24.121 (1)</b>	<b>74.16</b>		<b>17:50:20.372</b>
5 -	1:36.939	48.381	2:25.320 (3)	73.54	1.199	17:52:45.692
6 -	1:41.224	49.314	2:30.538	70.99	6.417	17:55:16.230
7 -	1:41.224	49.191	2:30.415	71.05	6.294	17:57:46.645

P5 14 GPF		Denis HALIL		Yamaha TZR - D & A AUTOS		
IDEAL LAP TIME : 2:16.926		BEST LAP TIME : 2:16.926		DIFFERENCE : 0.000		
LAP	SECTOR 1	SECTOR 2	LAP TIME	MPH	DIFF	TIME OF DAY
1 -		45.796	3:24.520	52.25	1:07.594	17:43:57.215
2 -	1:32.241	46.207	2:18.448 (3)	77.19	1.522	17:46:15.663
3 -	1:32.986	46.821	2:19.807	76.44	2.881	17:48:35.470
4 -	1:32.619	46.294	2:18.913	76.94	1.987	17:50:54.383
5 -	<b>1:31.605</b>	<b>45.321</b>	<b>2:16.926 (1)</b>	<b>78.05</b>		<b>17:53:11.309</b>
6 -	1:32.536	45.797	2:18.333 (2)	77.26	1.407	17:55:29.642
7 -	1:32.280	46.288	2:18.568	77.13	1.642	17:57:48.210

Weather / Track : Sunny / Dry

Snetterton 300  
Circuit Length = 2.9689 miles  
Start: 17:40 Flag 17:57 End: 18:00

# BMCRC - MRO Championships 2021 - Rnd 2 @ Snetterton 300

## Chilton Motors 250 MZs & Blue Haze GPF

### RACE 20 - SECTOR ANALYSIS



SECTOR 1 = FL to I1, SECTOR 2 = I1 to FL, DIFF = Difference To Personal Best Lap, P = Crossed Finish Line in Pit Lane, D = Time Disallowed

P6		4 GPF		James SEATH		Aprilia RS250 - Ovenden Earthmoving	
IDEAL LAP TIME : 2:17.171		BEST LAP TIME : 2:17.726		DIFFERENCE : 0.555			
LAP	SECTOR 1	SECTOR 2	LAP TIME	MPH	DIFF	TIME OF DAY	
1 -		45.862	3:26.014	51.88	1:08.288	17:43:58.709	
2 -	<b>1:31.833</b>	46.236	2:18.069 (3)	77.41	0.343	17:46:16.778	
3 -	1:32.052	46.845	2:18.897	76.94	1.171	17:48:35.675	
4 -	1:32.453	45.389	2:17.842 (2)	77.53	0.116	17:50:53.517	
5 -	1:32.388	<b>45.338</b>	<b>2:17.726 (1)</b>	<b>77.60</b>		<b>17:53:11.243</b>	
6 -	1:32.630	46.046	2:18.676	77.07	0.950	17:55:29.919	
7 -	1:32.060	46.875	2:18.935	76.92	1.209	17:57:48.854	

P7		69		Alexander MANN		MZ TS 250 - HS RACING	
IDEAL LAP TIME : 2:26.976		BEST LAP TIME : 2:27.020		DIFFERENCE : 0.044			
LAP	SECTOR 1	SECTOR 2	LAP TIME	MPH	DIFF	TIME OF DAY	
1 -		48.493	2:33.831	69.47	6.811	17:43:06.526	
2 -	1:39.343	48.321	2:27.664 (2)	72.38	0.644	17:45:34.190	
3 -	1:39.888	48.662	2:28.550	71.94	1.530	17:48:02.740	
4 -	1:39.780	48.396	2:28.176	72.13	1.156	17:50:30.916	
5 -	1:39.382	48.984	2:28.366	72.03	1.346	17:52:59.282	
6 -	1:40.144	<b>47.999</b>	2:28.143 (3)	72.14	1.123	17:55:27.425	
7 -	<b>1:38.977</b>	48.043	<b>2:27.020 (1)</b>	<b>72.69</b>		<b>17:57:54.445</b>	

P8		96		Chris KENT		MZ ETZ 250 - Buxton Powder Coating	
IDEAL LAP TIME : 2:27.077		BEST LAP TIME : 2:27.425		DIFFERENCE : 0.348			
LAP	SECTOR 1	SECTOR 2	LAP TIME	MPH	DIFF	TIME OF DAY	
1 -		48.488	2:33.947	69.42	6.522	17:43:06.642	
2 -	<b>1:38.719</b>	48.706	<b>2:27.425 (1)</b>	<b>72.49</b>		<b>17:45:34.067</b>	
3 -	1:39.558	49.146	2:28.704	71.87	1.279	17:48:02.771	
4 -	1:39.012	48.531	2:27.543 (2)	72.44	0.118	17:50:30.314	
5 -	1:39.913	48.723	2:28.636	71.90	1.211	17:52:58.950	
6 -	1:39.868	<b>48.358</b>	2:28.226	72.10	0.801	17:55:27.176	
7 -	1:38.875	48.791	2:27.666 (3)	72.38	0.241	17:57:54.842	

P9		32		John ASHMEAD		MZ ETZ 250 -	
IDEAL LAP TIME : 2:27.261		BEST LAP TIME : 2:27.325		DIFFERENCE : 0.064			
LAP	SECTOR 1	SECTOR 2	LAP TIME	MPH	DIFF	TIME OF DAY	
1 -		<b>47.779</b>	2:32.655	70.01	5.330	17:43:05.350	
2 -	1:40.620	48.468	2:29.088	71.68	1.763	17:45:34.438	
3 -	1:39.564	48.234	2:27.798 (2)	72.31	0.473	17:48:02.236	
4 -	1:39.575	48.606	2:28.181 (3)	72.12	0.856	17:50:30.417	
5 -	1:39.945	48.756	2:28.701	71.87	1.376	17:52:59.118	
6 -	1:40.447	48.381	2:28.828	71.81	1.503	17:55:27.946	
7 -	<b>1:39.482</b>	47.843	<b>2:27.325 (1)</b>	<b>72.54</b>		<b>17:57:55.271</b>	

P10		9		Gary HOWLETT		MZ TS250 - HS Racing	
IDEAL LAP TIME : 2:27.530		BEST LAP TIME : 2:27.761		DIFFERENCE : 0.231			
LAP	SECTOR 1	SECTOR 2	LAP TIME	MPH	DIFF	TIME OF DAY	
1 -		<b>48.101</b>	2:36.925	68.10	9.164	17:43:09.620	
2 -	<b>1:39.429</b>	48.332	<b>2:27.761 (1)</b>	<b>72.33</b>		<b>17:45:37.381</b>	
3 -	1:40.655	48.485	2:29.140 (2)	71.66	1.379	17:48:06.521	
4 -	1:42.330	49.355	2:31.685 (3)	70.46	3.924	17:50:38.206	
5 -	1:43.937	49.626	2:33.563	69.60	5.802	17:53:11.769	
6 -	1:44.723	50.396	2:35.119	68.90	7.358	17:55:46.888	
7 -	1:44.426	51.616	2:36.042	68.49	8.281	17:58:22.930	

Weather / Track : Sunny / Dry

Snetterton 300  
Circuit Length = 2.9689 miles  
Start: 17:40 Flag 17:57 End: 18:00

# BMCRC - MRO Championships 2021 - Rnd 2 @ Snetterton 300

## Chilton Motors 250 MZs & Blue Haze GPF

### RACE 20 - SECTOR ANALYSIS



SECTOR 1 = FL to I1, SECTOR 2 = I1 to FL, DIFF = Difference To Personal Best Lap, P = Crossed Finish Line in Pit Lane, D = Time Disallowed

P11 26 GPF		Damian LEE		Yamaha TZR250 - Leed Autos			
IDEAL LAP TIME : 2:25.160		BEST LAP TIME : 2:25.791		DIFFERENCE : 0.631			
LAP	SECTOR 1	SECTOR 2	LAP TIME	MPH	DIFF	TIME OF DAY	
1 -		48.329	3:30.817	50.69	1:05.026	17:44:03.512	
2 -	1:38.143	<b>48.074</b>	2:26.217 (2)	73.09	0.426	17:46:29.729	
3 -	<b>1:37.086</b>	48.705	<b>2:25.791 (1)</b>	<b>73.31</b>		<b>17:48:55.520</b>	
4 -	1:37.911	48.590	2:26.501	72.95	0.710	17:51:22.021	
5 -	1:37.849	48.635	2:26.484	72.96	0.693	17:53:48.505	
6 -	1:37.950	48.408	2:26.358 (3)	73.02	0.567	17:56:14.863	
7 -	1:37.719	48.912	2:26.631	72.89	0.840	17:58:41.494	

P12 108		Ian KEEBLE		MZ ETZ 250 -			
IDEAL LAP TIME : 2:33.898		BEST LAP TIME : 2:34.463		DIFFERENCE : 0.565			
LAP	SECTOR 1	SECTOR 2	LAP TIME	MPH	DIFF	TIME OF DAY	
1 -		50.571	2:40.979	66.39	6.516	17:43:13.674	
2 -	1:44.155	51.009	2:35.164	68.88	0.701	17:45:48.838	
3 -	1:43.884	50.756	2:34.640 (2)	69.11	0.177	17:48:23.478	
4 -	<b>1:43.354</b>	51.109	<b>2:34.463 (1)</b>	<b>69.19</b>		<b>17:50:57.941</b>	
5 -	1:44.527	51.082	2:35.609	68.68	1.146	17:53:33.550	
6 -	1:44.844	50.761	2:35.605	68.68	1.142	17:56:09.155	
7 -	1:44.119	<b>50.544</b>	2:34.663 (3)	69.10	0.200	17:58:43.818	

P13 53 GPF		Alan COATES		Yamaha TZR250 - Clarendon Motorcycles Hull			
IDEAL LAP TIME : 2:29.474		BEST LAP TIME : 2:30.657		DIFFERENCE : 1.183			
LAP	SECTOR 1	SECTOR 2	LAP TIME	MPH	DIFF	TIME OF DAY	
1 -		<b>49.642</b>	3:39.739	48.63	1:09.082	17:44:12.434	
2 -	1:41.160	50.464	2:31.624 (3)	70.49	0.967	17:46:44.058	
3 -	1:40.922	50.851	2:31.773	70.42	1.116	17:49:15.831	
4 -	1:43.618	50.781	2:34.399	69.22	3.742	17:51:50.230	
5 -	1:41.053	50.212	2:31.265 (2)	70.65	0.608	17:54:21.495	
6 -	1:42.657	50.735	2:33.392	69.67	2.735	17:56:54.887	
7 -	<b>1:39.832</b>	50.825	<b>2:30.657 (1)</b>	<b>70.94</b>		<b>17:59:25.544</b>	

P14 56		Russell TURNER		MZ ETZ 250 -			
IDEAL LAP TIME : 2:40.082		BEST LAP TIME : 2:40.082		DIFFERENCE : 0.000			
LAP	SECTOR 1	SECTOR 2	LAP TIME	MPH	DIFF	TIME OF DAY	
1 -		53.308	2:46.893	64.04	6.811	17:43:19.588	
2 -	1:47.396	53.320	2:40.716 (3)	66.50	0.634	17:46:00.304	
3 -	1:48.404	53.688	2:42.092	65.93	2.010	17:48:42.396	
4 -	1:47.134	53.569	2:40.703 (2)	66.50	0.621	17:51:23.099	
5 -	<b>1:46.899</b>	<b>53.183</b>	<b>2:40.082 (1)</b>	<b>66.76</b>		<b>17:54:03.181</b>	
6 -	1:47.912	54.085	2:41.997	65.97	1.915	17:56:45.178	
7 -	1:48.417	54.244	2:42.661	65.70	2.579	17:59:27.839	

P15 3		Max MAUD		MZ ETZ 250 -			
IDEAL LAP TIME : 2:40.498		BEST LAP TIME : 2:40.886		DIFFERENCE : 0.388			
LAP	SECTOR 1	SECTOR 2	LAP TIME	MPH	DIFF	TIME OF DAY	
1 -		<b>52.898</b>	2:47.831	63.68	6.945	17:43:20.526	
2 -	1:47.927	54.969	2:42.896	65.61	2.010	17:46:03.422	
3 -	1:47.863	53.978	2:41.841	66.04	0.955	17:48:45.263	
4 -	1:48.197	54.295	2:42.492	65.77	1.606	17:51:27.755	
5 -	1:47.937	53.871	2:41.808 (3)	66.05	0.922	17:54:09.563	
6 -	1:48.208	53.517	2:41.725 (2)	66.08	0.839	17:56:51.288	
7 -	<b>1:47.600</b>	53.286	<b>2:40.886 (1)</b>	<b>66.43</b>		<b>17:59:32.174</b>	

Weather / Track : Sunny / Dry

Snetterton 300  
Circuit Length = 2.9689 miles  
Start: 17:40 Flag 17:57 End: 18:00

# BMCRC - MRO Championships 2021 - Rnd 2 @ Snetterton 300

## Chilton Motors 250 MZs & Blue Haze GPF

### RACE 20 - SECTOR ANALYSIS



SECTOR 1 = FL to I1, SECTOR 2 = I1 to FL, DIFF = Difference To Personal Best Lap, P = Crossed Finish Line in Pit Lane, D = Time Disallowed

P16 565		Louis KERSHAW		MZ ETZ 250 -		
IDEAL LAP TIME : 2:39.880		BEST LAP TIME : 2:40.526		DIFFERENCE : 0.646		
LAP	SECTOR 1	SECTOR 2	LAP TIME	MPH	DIFF	TIME OF DAY
1 -		54.404	2:54.169	61.36	13.643	17:43:26.864
2 -	1:48.751	53.337	2:42.088	65.93	1.562	17:46:08.952
3 -	1:48.989	<b>52.629</b>	2:41.618 (2)	66.13	1.092	17:48:50.570
4 -	<b>1:47.251</b>	53.275	<b>2:40.526 (1)</b>	<b>66.58</b>		<b>17:51:31.096</b>
5 -	1:49.972	53.349	2:43.321	65.44	2.795	17:54:14.417
6 -	1:48.699	53.219	2:41.918 (3)	66.00	1.392	17:56:56.335
7 -	1:49.145	55.227	2:44.372	65.02	3.846	17:59:40.707

P17 66		Graeme LEWIS		MZ ETZ 250 -		
IDEAL LAP TIME : 2:41.651		BEST LAP TIME : 2:42.620		DIFFERENCE : 0.969		
LAP	SECTOR 1	SECTOR 2	LAP TIME	MPH	DIFF	TIME OF DAY
1 -		54.377	2:50.890	62.54	8.270	17:43:23.585
2 -	1:50.024	54.567	2:44.591	64.93	1.971	17:46:08.176
3 -	1:49.189	<b>53.517</b>	2:42.706 (2)	65.68	0.086	17:48:50.882
4 -	<b>1:48.134</b>	54.486	<b>2:42.620 (1)</b>	<b>65.72</b>		<b>17:51:33.502</b>
5 -	1:50.094	54.887	2:44.981	64.78	2.361	17:54:18.483
6 -	1:49.476	54.016	2:43.492 (3)	65.37	0.872	17:57:01.975
7 -	1:51.846	54.694	2:46.540	64.17	3.920	17:59:48.515

P18 67 GPF		Mark BAILEY		Yamaha TZR250 -		
IDEAL LAP TIME : 2:35.232		BEST LAP TIME : 2:36.663		DIFFERENCE : 1.431		
LAP	SECTOR 1	SECTOR 2	LAP TIME	MPH	DIFF	TIME OF DAY
1 -		<b>51.743</b>	3:41.965	48.15	1:05.302	17:44:14.660
2 -	<b>1:43.489</b>	53.174	<b>2:36.663 (1)</b>	<b>68.22</b>		<b>17:46:51.323</b>
3 -	1:45.250	53.797	2:39.047 (3)	67.20	2.384	17:49:30.370
4 -	1:46.746	53.819	2:40.565	66.56	3.902	17:52:10.935
5 -	1:45.697	53.597	2:39.294	67.09	2.631	17:54:50.229
6 -	1:45.987	53.400	2:39.387	67.05	2.724	17:57:29.616
7 -	1:44.381	53.647	2:38.028 (2)	67.63	1.365	18:00:07.644

P19 566		Michael WILBY		MZ ETZ 250 - Sziler UK		
IDEAL LAP TIME : 2:49.737		BEST LAP TIME : 2:50.740		DIFFERENCE : 1.003		
LAP	SECTOR 1	SECTOR 2	LAP TIME	MPH	DIFF	TIME OF DAY
1 -		<b>55.901</b>	2:56.824	60.44	6.084	17:43:29.519
2 -	1:55.428	56.438	2:51.866	62.18	1.126	17:46:21.385
3 -	<b>1:53.836</b>	56.904	<b>2:50.740 (1)</b>	<b>62.59</b>		<b>17:49:12.125</b>
4 -	1:54.666	56.966	2:51.632 (3)	62.27	0.892	17:52:03.757
5 -	1:55.881	56.163	2:52.044	62.12	1.304	17:54:55.801
6 -	1:54.424	56.819	2:51.243 (2)	62.41	0.503	17:57:47.044

P20 75		Peter WOODALL		MZ ETZ 250 - Online Lubricants		
IDEAL LAP TIME : 2:23.287		BEST LAP TIME : 2:23.748		DIFFERENCE : 0.461		
LAP	SECTOR 1	SECTOR 2	LAP TIME	MPH	DIFF	TIME OF DAY
1 -		48.259	2:31.877	70.37	8.129	17:43:04.572
2 -	1:37.602	47.855	2:25.457 (3)	73.47	1.709	17:45:30.029
3 -	1:37.629	48.137	2:25.766	73.32	2.018	17:47:55.795
4 -	<b>1:36.647</b>	47.101	<b>2:23.748 (1)</b>	<b>74.35</b>		<b>17:50:19.543</b>
5 -	1:37.243	48.864	2:26.107	73.15	2.359	17:52:45.650
6 -	1:37.242	<b>46.640</b>	2:23.882 (2)	74.28	0.134	17:55:09.532

Weather / Track : Sunny / Dry

Snetterton 300  
Circuit Length = 2.9689 miles  
Start: 17:40 Flag 17:57 End: 18:00

# BMCRC - MRO Championships 2021 - Rnd 2 @ Snetterton 300

## Chilton Motors 250 MZs & Blue Haze GPF

### RACE 20 - SECTOR ANALYSIS



SECTOR 1 = FL to I1, SECTOR 2 = I1 to FL, DIFF = Difference To Personal Best Lap, P = Crossed Finish Line in Pit Lane, D = Time Disallowed

LAP	SECTOR 1	SECTOR 2	LAP TIME	MPH	DIFF	TIME OF DAY
<b>P21 95 Christopher ROGERS</b> MZ ETZ 250 - CB Racing						
IDEAL LAP TIME : 2:23.764		BEST LAP TIME : 2:23.764		DIFFERENCE : 0.000		
1 -		48.592	2:32.445	70.11	8.681	17:43:05.140
2 -	1:37.548	47.876	2:25.424 (3)	73.49	1.660	17:45:30.564
3 -	1:37.114	47.904	2:25.018 (2)	73.70	1.254	17:47:55.582
4 -	<b>1:36.430</b>	<b>47.334</b>	<b>2:23.764 (1)</b>	<b>74.34</b>		<b>17:50:19.346</b>
5 -	1:37.414	49.921	2:27.335	72.54	3.571	17:52:46.681
<b>P22 6 Paul ANSELL</b> MZ ETZ 250 -						
IDEAL LAP TIME : 2:47.483		BEST LAP TIME : 2:47.864		DIFFERENCE : 0.381		
1 -		55.472	2:57.268	60.29	9.404	17:43:29.963
2 -	1:54.807	55.191	2:49.998	62.87	2.134	17:46:19.961
3 -	1:53.460	56.364	2:49.824 (3)	62.93	1.960	17:49:09.785
4 -	1:53.233	55.964	2:49.197 (2)	63.16	1.333	17:51:58.982
5 -	1:53.249	<b>54.615</b>	<b>2:47.864 (1)</b>	<b>63.67</b>		<b>17:54:46.846</b>
<b>P23 38 Chris PETTET</b> MZ ETZ 250 -						
IDEAL LAP TIME : 2:40.305		BEST LAP TIME : 2:40.811		DIFFERENCE : 0.506		
1 -		<b>52.922</b>	2:48.163 (2)	63.55	7.352	17:43:20.858
2 -	<b>1:47.383</b>	53.428	<b>2:40.811 (1)</b>	<b>66.46</b>		<b>17:46:01.669</b>
<b>P24 17 GPF David PATERSON</b> Aprilia RS250 - The love of a good woman						
IDEAL LAP TIME : 2:39.211		BEST LAP TIME : 2:42.024		DIFFERENCE : 2.813		
1 -		<b>52.786</b>	3:47.048 (2)	47.07	1:05.024	17:44:19.743
2 -	<b>1:46.425</b>	55.599	<b>2:42.024 (1)</b>	<b>65.96</b>		<b>17:47:01.767</b>



# BMCRC - MRO Championships 2021 - Rnd 2 @ Snetterton 300

## Chilton Motors 250 MZs & Blue Haze GPF

### RACE 20 - BEST SECTORS

SECTOR 1			SECTOR 2			IDEAL / BEST COMPARISON						
POS	NO	NAME	TIME	NO	NAME	TIME	POS	NO	NAME	IDEAL	BEST	DIFF
									<b>PERFECT LAP</b>	<b>2:15.864</b>		
1	22	BALLERINI	1:31.215	22	BALLERINI	44.649	1	22	BALLERINI	2:15.864	2:16.070	0.206
2	14	HALIL	1:31.605	14	HALIL	45.321	2	14	HALIL	2:16.926	2:16.926	0.000
3	4	SEATH	1:31.833	4	SEATH	45.338	3	4	SEATH	2:17.171	2:17.726	0.555
4	95	ROGERS	1:36.430	75	WOODALL	46.640	4	75	WOODALL	2:23.287	2:23.748	0.461
5	75	WOODALL	1:36.647	85	WALES	46.947	5	95	ROGERS	2:23.764	2:23.764	0.000
6	81	GRANT	1:36.845	550	DESSOY	47.219	6	85	WALES	2:23.816	2:24.237	0.421
7	85	WALES	1:36.869	81	GRANT	47.276	7	81	GRANT	2:24.121	2:24.121	0.000
8	26	LEE	1:37.086	95	ROGERS	47.334	8	550	DESSOY	2:24.446	2:24.561	0.115
9	550	DESSOY	1:37.227	32	ASHMEAD	47.779	9	26	LEE	2:25.160	2:25.791	0.631
10	96	KENT	1:38.719	69	MANN	47.999	10	69	MANN	2:26.976	2:27.020	0.044
11	69	MANN	1:38.977	26	LEE	48.074	11	96	KENT	2:27.077	2:27.425	0.348
12	9	HOWLETT	1:39.429	9	HOWLETT	48.101	12	32	ASHMEAD	2:27.261	2:27.325	0.064
13	32	ASHMEAD	1:39.482	96	KENT	48.358	13	9	HOWLETT	2:27.530	2:27.761	0.231
14	53	COATES	1:39.832	53	COATES	49.642	14	53	COATES	2:29.474	2:30.657	1.183
15	108	KEEBLE	1:43.354	108	KEEBLE	50.544	15	108	KEEBLE	2:33.898	2:34.463	0.565
16	67	BAILEY	1:43.489	67	BAILEY	51.743	16	67	BAILEY	2:35.232	2:36.663	1.431
17	17	PATERSON	1:46.425	565	KERSHAW	52.629	17	17	PATERSON	2:39.211	2:42.024	2.813
18	56	TURNER	1:46.899	17	PATERSON	52.786	18	565	KERSHAW	2:39.880	2:40.526	0.646
19	565	KERSHAW	1:47.251	3	MAUD	52.898	19	56	TURNER	2:40.082	2:40.082	0.000
20	38	PETTET	1:47.383	38	PETTET	52.922	20	38	PETTET	2:40.305	2:40.811	0.506
21	3	MAUD	1:47.600	56	TURNER	53.183	21	3	MAUD	2:40.498	2:40.886	0.388
22	66	LEWIS	1:48.134	66	LEWIS	53.517	22	66	LEWIS	2:41.651	2:42.620	0.969
23	6	ANSELL	1:52.868	6	ANSELL	54.615	23	6	ANSELL	2:47.483	2:47.864	0.381
24	566	WILBY	1:53.836	566	WILBY	55.901	24	566	WILBY	2:49.737	2:50.740	1.003

Weather / Track : Sunny / Dry

Results can be found at [www.tsl-timing.com](http://www.tsl-timing.com)

Snetterton 300  
Circuit Length = 2.9689 miles  
Start: 17:40 Flag 17:57 End: 18:00

Printed - 18:00 Sunday, 30 May 2021

# BMCRC - MRO Championships 2021 - Rnd 2 @ Snetterton 300

## Chilton Motors 250 MZs & Blue Haze GPF

### RACE 20 - STATISTICS

**Competitors Started** 24  
**Planned Start** 2021-05-30 @ 17:45:00.000  
**Actual Start** 2021-05-30 @ 17:40:32.694  
**Finish Time** 2021-05-30 @ 17:57:35.319  
**Track Length** 2.9689mi.  
**Total Laps** 152  
**Total Distance Covered** 451.2745mi.

#### Session Fastest Lap History

NO	CL	NAME	LAP TIME	TIME OF DAY	LAP	VEHICLE
550		Harrison DESSOY	<b>2:31.764</b>	17:43:04.459	1	MZ ETZ 250
550		Harrison DESSOY	<b>2:25.487</b>	17:45:29.969	2	MZ ETZ 250
75		Peter WOODALL	<b>2:25.457</b>	17:45:30.046	2	MZ ETZ 250
85		Andrew WALES	<b>2:25.186</b>	17:45:30.536	2	MZ ETZ 250
22	GPF	Rik BALLERINI	<b>2:16.195</b>	17:46:11.724	2	Suuzki RGV
22	GPF	Rik BALLERINI	<b>2:16.070</b>	17:50:45.237	4	Suuzki RGV

#### Session Leader History

NO	CL	NAME	FROM LAP	LAPS LED	DISTANCE	VEHICLE
550		Harrison DESSOY	1	3	8.90 miles	MZ ETZ 250
95		Christopher ROGERS	4	1	2.96 miles	MZ ETZ 250
550		Harrison DESSOY	5	3	8.90 miles	MZ ETZ 250

#### Flag History

TYPE	TIME OF DAY
GREEN	17:40:32.694
FINISH	17:57:35.319

#### Flag Statistics

TYPE	COUNT	TOTAL LAPS	TOTAL TIME
Green	1	7	19:42.560
Red	0	0	0.000
Safety Car	0	0	0.000
FCY	0	0	0.000

Weather / Track : Sunny / Dry

Results can be found at [www.tsl-timing.com](http://www.tsl-timing.com)

Page 1 of 3

Snetterton 300  
Circuit Length = 2.9689 miles  
Start: 17:40 Flag 17:57 End: 18:00

Printed - 18:00 Sunday, 30 May 2021

# BMCRC - MRO Championships 2021 - Rnd 2 @ Snetterton 300

## Chilton Motors 250 MZs & Blue Haze GPF

### RACE 20 - STATISTICS

CLASS :

17 Starters

#### Fastest Lap History

NO	NAME	LAP TIME	TIME OF DAY	LAP	VEHICLE
550	Harrison DESSOY	2:31.764	17:43:04.459	1	MZ ETZ 250
550	Harrison DESSOY	2:25.487	17:45:29.969	2	MZ ETZ 250
75	Peter WOODALL	2:25.457	17:45:30.046	2	MZ ETZ 250
85	Andrew WALES	2:25.186	17:45:30.536	2	MZ ETZ 250
550	Harrison DESSOY	2:24.866	17:47:54.835	3	MZ ETZ 250
95	Christopher ROGERS	2:23.764	17:50:19.370	4	MZ ETZ 250
75	Peter WOODALL	2:23.748	17:50:19.525	4	MZ ETZ 250

#### Leader History

NO	NAME	FROM LAP	LAPS LED	DISTANCE	VEHICLE
550	Harrison DESSOY	1	3	8.90 miles	MZ ETZ 250
95	Christopher ROGERS	4	1	2.96 miles	MZ ETZ 250
550	Harrison DESSOY	5	3	8.90 miles	MZ ETZ 250

Weather / Track : Sunny / Dry

Results can be found at [www.tsl-timing.com](http://www.tsl-timing.com)

Page 2 of 3

Snetterton 300  
Circuit Length = 2.9689 miles  
Start: 17:40 Flag 17:57 End: 18:00

Printed - 18:00 Sunday, 30 May 2021

# BMCRC - MRO Championships 2021 - Rnd 2 @ Snetterton 300

## Chilton Motors 250 MZs & Blue Haze GPF

### RACE 20 - STATISTICS

CLASS : GPF

7 Starters

#### Fastest Lap History

NO	NAME	LAP TIME	TIME OF DAY	LAP	VEHICLE
22	Rik BALLERINI	3:22.820	17:43:55.530	1	Suuzki RGV
22	Rik BALLERINI	2:16.195	17:46:11.724	2	Suuzki RGV
22	Rik BALLERINI	2:16.070	17:50:45.237	4	Suuzki RGV

#### Leader History

NO	NAME	FROM LAP	LAPS LED	DISTANCE	VEHICLE
22	Rik BALLERINI	1	7	20.78 miles	Suuzki RGV

BMCRC-MRO Championships 2021



# EDiasia FORMULA 400 & BLUE HAZE GP

Snetterton 300

29<sup>th</sup> / 30<sup>th</sup> May 2021



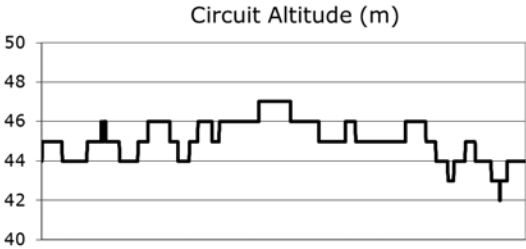
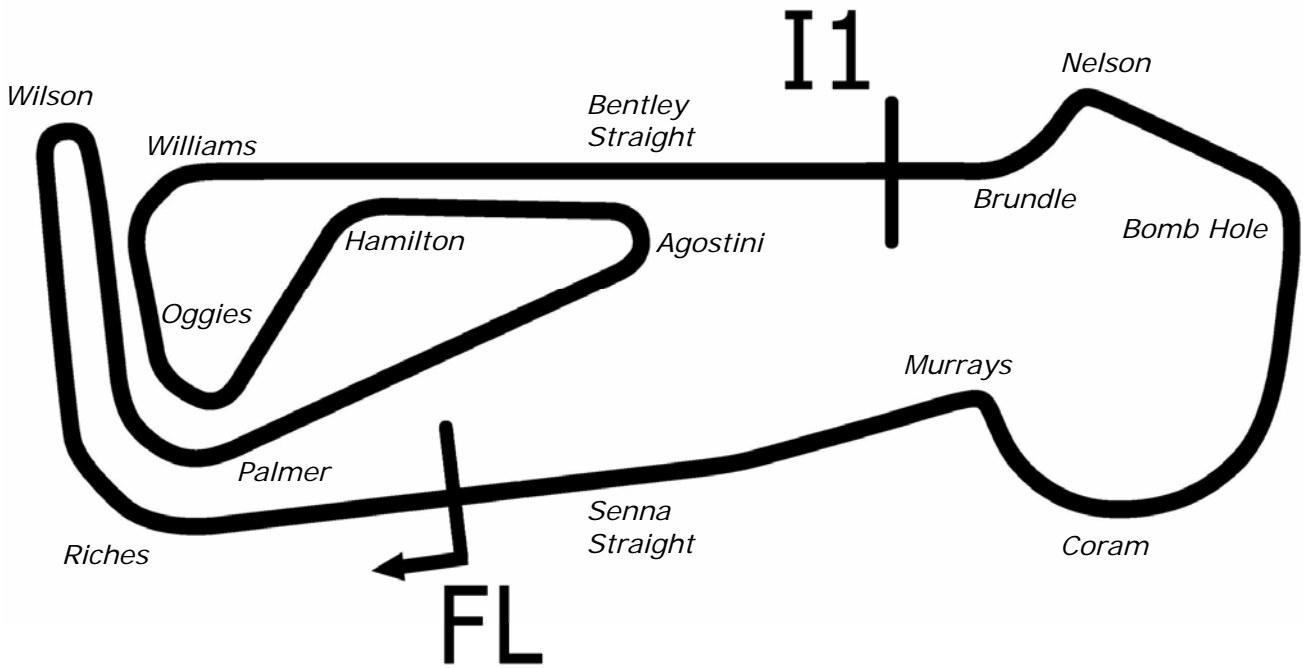
Results Provided by Timing Solutions Ltd  
[www.tsl-timing.com](http://www.tsl-timing.com)

# Snetterton 300



SPORTS TIMING

TIMING SOLUTIONS LTD



Length	2.9689 miles	4778.0 m	
FL		52.46340 N	0.94476 E
I1	3198m	52.46617 N	0.94964 E
Pit Entry	4572m	52.46364 N	0.94774 E
Pit Exit	40m after FL	52.46338 N	0.94420 E
Pit Entry–Pit Exit 246m, 14.7s @60kph, 11.0s @80kph			

All results available at [www.tsl-timing.com](http://www.tsl-timing.com)

# BMCRC - MRO Championships 2021 - Rnd 2 @ Snetterton 300

## EDlasia Formula 400 & Blue Haze GP

### QUALIFYING - CLASSIFICATION



POS	NO	CL	PIC NAME	ENTRY	TIME	ON	LAPS	GAP	DIFF	MPH
1	51	GP	1 Kevin WHOLEY	Yamaha TZ 250 - Twistgrip Motorcycles	2:06.665	6	6			84.38
2	22	GP	2 Rik BALLERINI	Yamaha SPONDON TZ250 - SCLS LTD, GECKO RAC	2:09.826	3	4	3.161	3.161	82.32
3	48		1 Richie WELSH	Yamaha FZR 400 RRSP - EDEN'S BABY EXPERIENC	2:10.674	3	5	4.009	0.848	81.79
4	470		2 Joe FARRAGHER	Kawasaki NINJA 400 - J C Utilities Ltd	2:11.389	4	6	4.724	0.715	81.34
5	152		3 Kam DIXON	Kawasaki NINJA 400 - Delicious Race Wear	2:11.499	5	5	4.834	0.110	81.27
6	64	GP	3 Phil ELLIS	Yamaha TZ250B -	2:12.993	5	6	6.328	1.494	80.36
7	0	GP	4 Paul TOLAND	Yamaha TZ250B - Kippers keys	2:13.161	5	5	6.496	0.168	80.26
8	3	GP	5 Tom BARRETT	Honda RS250 - RGV Workshop	2:13.169	5	5	6.504	0.008	80.25
9	15		4 Chloe JONES	Yamaha R3 - RICH ENERGY OMG RACING	2:13.417	5	6	6.752	0.248	80.11
10	4		5 James SEATH	Kawasaki ZXR400 L9 - Ovenden Earthmoving	2:13.522	5	6	6.857	0.105	80.04
11	8	GP	6 Phil ATKINSON	Yamaha TZ350 - Rose mot centre	2:13.571	5	5	6.906	0.049	80.01
12	44		6 Elliot DUFTON	Kawasaki NINJA 400 - Dad	2:14.342	5	5	7.677	0.771	79.55
13	85		7 James ROBINSON	Kawasaki ZXR400 - claire palastanga ceramics	2:15.151	2	5	8.486	0.809	79.08
14	11	GP	7 Gael MACHARD	Yamaha TZ 250 4DP -	2:16.034	4	5	9.369	0.883	78.56
15	47		8 Allan CLARK	Kawasaki ZXR400 - A Clark & Sons Builders	2:16.520	5	5	9.855	0.486	78.28
16	30	S	1 Alan COOPER	Yamaha TZR250 - twistgrip motorcycles	2:17.048	4	5	10.383	0.528	77.98
17	57	GP	8 Liam McCARTER	Yamaha TZ -	2:17.831	2	2	11.166	0.783	77.54
18	77	GP	9 Andrew GLASGOW	Yamaha TZ250 5KE - Hiab service (hw) ltd	2:17.865	5	5	11.200	0.034	77.52
19	33	S	2 Carl JOHNSTONE	Yamaha FZR400RR - EDlasia	2:18.447	4	5	11.782	0.582	77.19
20	351	S	3 Sam DIGBY-BAKER	Kawasaki ZXR400 -	2:18.665	5	5	12.000	0.218	77.07
21	52		9 Gary JARMAN	Kawasaki ZXR 400 -	2:18.998	4	5	12.333	0.333	76.89
22	91		10 Kevin NEAL	Kawasaki ZXR400 -	2:21.196	5	5	14.531	2.198	75.69
23	92	GP	10 Jordan WAINWRIGHT	Yamaha TZ250T -	2:22.874	2	2	16.209	1.678	74.80
24	21	GP	11 Stuart THURTL	Yamaha TZ250B 3YL - TeamTortoise Racing	2:23.947	5	5	17.282	1.073	74.25
25	132	GP	12 Paul WHITING	Yamaha TZ250T - John Whiting	2:23.960	5	5	17.295	0.013	74.24
26	14	GP	13 Vince CUNDLE	Yamaha TZ 250 - FONDSECA	2:24.670	5	5	18.005	0.710	73.87
27	121		11 Richard NEWMAN	Kawasaki ZXR400L - Dom Spencer	2:25.518	5	5	18.853	0.848	73.44
28	32	R	1 Conor MURRAY	Kawasaki NINJA 300 -	2:26.733	5	5	20.068	1.215	72.84
29	144	GP	14 Steve DUNN	Yamaha TZ250 -	2:27.005	5	5	20.340	0.272	72.70
30	88*	GP	15 George PRINOS	Yamaha TZ250 - KAPPA PLANNING LTD	2:27.854	4	5	21.189	0.849	72.28
31	7		12 Roy DEWHURST	Kawasaki ZXR 400 - Dawn	2:27.944	4	5	21.279	0.090	72.24
32	174	GP	16 David BOWLER	Yamaha TZ 250 4DP -	2:29.421	4	5	22.756	1.477	71.52
33	73	S/R	1 Colvin TURNER	Yamaha TZR250 -	2:31.581	3	5	24.916	2.160	70.51
34	183	R	2 Simon CHAPPELL	Kawasaki NINJA 300 -	2:33.288	5	5	26.623	1.707	69.72
35	286	S	4 Dan NEMATI	Honda VFR - OAL Connected	2:40.976	2	4	34.311	7.688	66.39
36	75	R	3 Jonathan ADEDOTUN	Kawasaki NINJA 300 -			0			
37	222	S	5 Matthew EPPS	Kawasaki ZXR400 - M.E Vehicle Repairs			0			

Snetterton 300

Circuit Length = 2.9689 miles

Start: 10:56 Flag 11:08 End: 11:11

Weather / Track : Cloudy / Dry

These results are provisional until the conclusion of any judicial and technical matters.

Clerk Of Course :	Stewards :	Timekeeper : Craig Smith
-------------------	------------	--------------------------

Results can be found at [www.tsl-timing.com](http://www.tsl-timing.com)

Printed - 11:11 Saturday, 29 May 2021



# BMCRC - MRO Championships 2021 - Rnd 2 @ Snetterton 300

## EDlasia Formula 400 & Blue Haze GP

### QUALIFYING - SECTOR ANALYSIS



SECTOR 1 = FL to I1, SECTOR 2 = I1 to FL, DIFF = Difference To Personal Best Lap, P = Crossed Finish Line in Pit Lane, D = Time Disallowed

P1 51 GP		Kevin WHOLEY		Yamaha TZ 250 - Twistgrip Motorcycles			
IDEAL LAP TIME : 2:06.665		BEST LAP TIME : 2:06.665		DIFFERENCE : 0.000			
LAP	SECTOR 1	SECTOR 2	LAP TIME	MPH	DIFF	TIME OF DAY	
1 -	1:37.231	45.295	2:22.526	74.99	15.861	10:59:46.309	
2 -	1:28.939	42.957	2:11.896	81.03	5.231	11:01:58.205	
3 -	1:27.101	42.660	2:09.761	82.36	3.096	11:04:07.966	
4 -	1:26.121	42.236	2:08.357 (3)	83.26	1.692	11:06:16.323	
5 -	1:25.516	42.570	2:08.086 (2)	83.44	1.421	11:08:24.409	
6 -	<b>1:24.981</b>	<b>41.684</b>	<b>2:06.665 (1)</b>	<b>84.38</b>		<b>11:10:31.074</b>	

P2 22 GP		Rik BALLERINI		Yamaha SPONDON TZ250 - SCLS LTD, GECKO RACING, CAI			
IDEAL LAP TIME : 2:09.537		BEST LAP TIME : 2:09.826		DIFFERENCE : 0.289			
LAP	SECTOR 1	SECTOR 2	LAP TIME	MPH	DIFF	TIME OF DAY	
1 -	1:36.739	44.410	2:21.149	75.72	11.323	10:59:45.016	
2 -	1:28.308	43.108	2:11.416 (3)	81.33	1.590	11:01:56.432	
3 -	<b>1:26.548</b>	43.278	<b>2:09.826 (1)</b>	<b>82.32</b>		<b>11:04:06.258</b>	
4 -	1:28.054	<b>42.989</b>	2:11.043 (2)	81.56	1.217	11:06:17.301	

P3 48		Richie WELSH		Yamaha FZR 400 RRSP - EDEN'S BABY EXPERIENCES/ PETI			
IDEAL LAP TIME : 2:10.295		BEST LAP TIME : 2:10.674		DIFFERENCE : 0.379			
LAP	SECTOR 1	SECTOR 2	LAP TIME	MPH	DIFF	TIME OF DAY	
1 -	1:31.448	44.349	2:15.797	78.70	5.123	10:59:19.063	
2 -	1:27.661	<b>43.057</b>	2:10.718 (2)	81.76	0.044	11:01:29.781	
3 -	<b>1:27.238</b>	43.436	<b>2:10.674 (1)</b>	<b>81.79</b>		<b>11:03:40.455</b>	
4 -	1:28.039	43.302	2:11.341 (3)	81.37	0.667	11:05:51.796	
5 -	1:27.686	44.980	2:12.666	80.56	1.992	11:08:04.462	

P4 470		Joe FARRAGHER		Kawasaki NINJA 400 - J C Utilities Ltd			
IDEAL LAP TIME : 2:11.389		BEST LAP TIME : 2:11.389		DIFFERENCE : 0.000			
LAP	SECTOR 1	SECTOR 2	LAP TIME	MPH	DIFF	TIME OF DAY	
1 -	1:34.674	44.964	2:19.638	76.54	8.249	10:59:26.387	
2 -	1:29.056	44.188	2:13.244 (2)	80.21	1.855	11:01:39.631	
3 -	1:29.227	44.111	2:13.338 (3)	80.15	1.949	11:03:52.969	
4 -	<b>1:28.070</b>	<b>43.319</b>	<b>2:11.389 (1)</b>	<b>81.34</b>		<b>11:06:04.358</b>	
5 -	1:28.830	44.813	2:13.643	79.97	2.254	11:08:18.001	
6 -	1:30.081	43.480	2:13.561	80.02	2.172	11:10:31.562	

P5 152		Kam DIXON		Kawasaki NINJA 400 - Delicious Race Wear			
IDEAL LAP TIME : 2:10.943		BEST LAP TIME : 2:11.499		DIFFERENCE : 0.556			
LAP	SECTOR 1	SECTOR 2	LAP TIME	MPH	DIFF	TIME OF DAY	
1 -	1:34.587	44.810	2:19.397 (3)	76.67	7.898	10:59:25.133	
2 -	1:30.346	IN PIT	3:30.350 P	50.81	1:18.851	11:02:55.483	
3 -	OUTLAP	<b>43.503</b>	2:23.599	74.43	12.100	11:05:19.082	
4 -	1:28.383	45.088	2:13.471 (2)	80.07	1.972	11:07:32.553	
5 -	<b>1:27.440</b>	44.059	<b>2:11.499 (1)</b>	<b>81.27</b>		<b>11:09:44.052</b>	

P6 64 GP		Phil ELLIS		Yamaha TZ250B -			
IDEAL LAP TIME : 2:12.423		BEST LAP TIME : 2:12.993		DIFFERENCE : 0.570			
LAP	SECTOR 1	SECTOR 2	LAP TIME	MPH	DIFF	TIME OF DAY	
1 -	1:35.489	46.135	2:21.624	75.46	8.631	10:59:29.467	
2 -	1:29.979	45.320	2:15.299	78.99	2.306	11:01:44.766	
3 -	1:29.247	44.621	2:13.868	79.84	0.875	11:03:58.634	
4 -	1:28.494	44.777	2:13.271 (2)	80.19	0.278	11:06:11.905	
5 -	<b>1:28.002</b>	44.991	<b>2:12.993 (1)</b>	<b>80.36</b>		<b>11:08:24.898</b>	
6 -	1:29.018	<b>44.421</b>	2:13.439 (3)	80.09	0.446	11:10:38.337	

Weather / Track : Cloudy / Dry

Snetterton 300  
Circuit Length = 2.9689 miles  
Start: 10:56 Flag 11:08 End: 11:11



# BMCR - MRO Championships 2021 - Rnd 2 @ Snetterton 300

## EDlasia Formula 400 & Blue Haze GP

### QUALIFYING - SECTOR ANALYSIS



SECTOR 1 = FL to I1, SECTOR 2 = I1 to FL, DIFF = Difference To Personal Best Lap, P = Crossed Finish Line in Pit Lane, D = Time Disallowed

P7		0 GP		Paul TOLAND		Yamaha TZ250B - Kippers keys	
IDEAL LAP TIME : 2:13.161		BEST LAP TIME : 2:13.161		DIFFERENCE : 0.000			
LAP	SECTOR 1	SECTOR 2	LAP TIME	MPH	DIFF	TIME OF DAY	
1 -	1:39.486	46.345	2:25.831	73.29	12.670	10:59:49.409	
2 -	1:30.139	44.269	2:14.408 (3)	79.51	1.247	11:02:03.817	
3 -	1:30.502	45.299	2:15.801	78.70	2.640	11:04:19.618	
4 -	1:29.769	44.204	2:13.973 (2)	79.77	0.812	11:06:33.591	
5 -	<b>1:29.222</b>	<b>43.939</b>	<b>2:13.161 (1)</b>	<b>80.26</b>		<b>11:08:46.752</b>	

P8		3 GP		Tom BARRETT		Honda RS250 - RGV Workshop	
IDEAL LAP TIME : 2:13.169		BEST LAP TIME : 2:13.169		DIFFERENCE : 0.000			
LAP	SECTOR 1	SECTOR 2	LAP TIME	MPH	DIFF	TIME OF DAY	
1 -	1:40.139	46.150	2:26.289	73.06	13.120	10:59:49.691	
2 -	1:30.190	44.137	2:14.327 (3)	79.56	1.158	11:02:04.018	
3 -	1:31.108	45.126	2:16.234	78.45	3.065	11:04:20.252	
4 -	1:29.850	44.092	2:13.942 (2)	79.79	0.773	11:06:34.194	
5 -	<b>1:29.376</b>	<b>43.793</b>	<b>2:13.169 (1)</b>	<b>80.25</b>		<b>11:08:47.363</b>	

P9		15		Chloe JONES		Yamaha R3 - RICH ENERGY OMG RACING	
IDEAL LAP TIME : 2:13.417		BEST LAP TIME : 2:13.417		DIFFERENCE : 0.000			
LAP	SECTOR 1	SECTOR 2	LAP TIME	MPH	DIFF	TIME OF DAY	
1 -	1:37.887	45.590	2:23.477	74.49	10.060	10:59:27.604	
2 -	1:31.301	46.094	2:17.395	77.79	3.978	11:01:44.999	
3 -	1:30.475	44.534	2:15.009	79.16	1.592	11:04:00.008	
4 -	1:29.563	44.432	2:13.995 (2)	79.76	0.578	11:06:14.003	
5 -	<b>1:29.420</b>	<b>43.997</b>	<b>2:13.417 (1)</b>	<b>80.11</b>		<b>11:08:27.420</b>	
6 -	1:30.095	44.276	2:14.371 (3)	79.54	0.954	11:10:41.791	

P10		4		James SEATH		Kawasaki ZXR400 L9 - Ovenden Earthmoving	
IDEAL LAP TIME : 2:13.286		BEST LAP TIME : 2:13.522		DIFFERENCE : 0.236			
LAP	SECTOR 1	SECTOR 2	LAP TIME	MPH	DIFF	TIME OF DAY	
1 -	1:37.503	45.522	2:23.025	74.72	9.503	10:59:28.658	
2 -	1:30.205	44.819	2:15.024	79.15	1.502	11:01:43.682	
3 -	1:29.197	<b>44.623</b>	2:13.820 (3)	79.86	0.298	11:03:57.502	
4 -	1:28.758	44.770	2:13.528 (2)	80.04	0.006	11:06:11.030	
5 -	<b>1:28.663</b>	44.859	<b>2:13.522 (1)</b>	<b>80.04</b>		<b>11:08:24.552</b>	
6 -	1:29.339	46.617	2:15.956	78.61	2.434	11:10:40.508	

P11		8 GP		Phil ATKINSON		Yamaha TZ350 - Rose mot centre	
IDEAL LAP TIME : 2:13.571		BEST LAP TIME : 2:13.571		DIFFERENCE : 0.000			
LAP	SECTOR 1	SECTOR 2	LAP TIME	MPH	DIFF	TIME OF DAY	
1 -	1:32.674	45.744	2:18.418	77.21	4.847	10:59:24.024	
2 -	1:30.072	45.405	2:15.477 (3)	78.89	1.906	11:01:39.501	
3 -	1:45.522	47.889	2:33.411	69.66	19.840	11:04:12.912	
4 -	1:29.753	44.896	2:14.649 (2)	79.37	1.078	11:06:27.561	
5 -	<b>1:28.884</b>	<b>44.687</b>	<b>2:13.571 (1)</b>	<b>80.01</b>		<b>11:08:41.132</b>	

P12		44		Elliot DUFTON		Kawasaki NINJA 400 - Dad	
IDEAL LAP TIME : 2:14.342		BEST LAP TIME : 2:14.342		DIFFERENCE : 0.000			
LAP	SECTOR 1	SECTOR 2	LAP TIME	MPH	DIFF	TIME OF DAY	
1 -	1:35.465	46.062	2:21.527	75.51	7.185	10:59:27.567	
2 -	1:31.207	45.187	2:16.394	78.36	2.052	11:01:43.961	
3 -	1:30.365	45.042	2:15.407 (3)	78.93	1.065	11:03:59.368	
4 -	1:29.933	44.667	2:14.600 (2)	79.40	0.258	11:06:13.968	
5 -	<b>1:29.737</b>	<b>44.605</b>	<b>2:14.342 (1)</b>	<b>79.55</b>		<b>11:08:28.310</b>	

Weather / Track : Cloudy / Dry

Snetterton 300  
Circuit Length = 2.9689 miles  
Start: 10:56 Flag 11:08 End: 11:11

# BMCR - MRO Championships 2021 - Rnd 2 @ Snetterton 300

## EDlasia Formula 400 & Blue Haze GP

### QUALIFYING - SECTOR ANALYSIS



SECTOR 1 = FL to I1, SECTOR 2 = I1 to FL, DIFF = Difference To Personal Best Lap, P = Crossed Finish Line in Pit Lane, D = Time Disallowed

P13 85		James ROBINSON		Kawasaki ZXR400 - claire palastanga ceramics		
IDEAL LAP TIME : 2:15.109		BEST LAP TIME : 2:15.151		DIFFERENCE : 0.042		
LAP	SECTOR 1	SECTOR 2	LAP TIME	MPH	DIFF	TIME OF DAY
1 -	1:35.162	46.981	2:22.143	75.19	6.992	10:59:30.779
2 -	<b>1:29.552</b>	45.599	<b>2:15.151 (1)</b>	<b>79.08</b>		<b>11:01:45.930</b>
3 -	1:30.989	<b>45.557</b>	2:16.546 (3)	78.27	1.395	11:04:02.476
4 -	1:30.159	46.104	2:16.263 (2)	78.43	1.112	11:06:18.739
5 -	1:31.228	45.764	2:16.992	78.01	1.841	11:08:35.731

P14 11 GP		Gael MACHARD		Yamaha TZ 250 4DP -		
IDEAL LAP TIME : 2:15.676		BEST LAP TIME : 2:16.034		DIFFERENCE : 0.358		
LAP	SECTOR 1	SECTOR 2	LAP TIME	MPH	DIFF	TIME OF DAY
1 -	1:39.179	46.383	2:25.562	73.42	9.528	10:59:49.608
2 -	1:31.722	46.125	2:17.847	77.53	1.813	11:02:07.455
3 -	1:31.243	45.770	2:17.013 (2)	78.00	0.979	11:04:24.468
4 -	1:31.327	<b>44.707</b>	<b>2:16.034 (1)</b>	<b>78.56</b>		<b>11:06:40.502</b>
5 -	<b>1:30.969</b>	46.244	2:17.213 (3)	77.89	1.179	11:08:57.715

P15 47		Allan CLARK		Kawasaki ZXR400 - A Clark & Sons Builders		
IDEAL LAP TIME : 2:16.520		BEST LAP TIME : 2:16.520		DIFFERENCE : 0.000		
LAP	SECTOR 1	SECTOR 2	LAP TIME	MPH	DIFF	TIME OF DAY
1 -	1:40.229	47.274	2:27.503	72.46	10.983	10:59:36.299
2 -	1:32.744	46.426	2:19.170	76.79	2.650	11:01:55.469
3 -	1:31.052	46.440	2:17.492 (3)	77.73	0.972	11:04:12.961
4 -	1:31.324	45.968	2:17.292 (2)	77.84	0.772	11:06:30.253
5 -	<b>1:31.024</b>	<b>45.496</b>	<b>2:16.520 (1)</b>	<b>78.28</b>		<b>11:08:46.773</b>

P16 30 S		Alan COOPER		Yamaha TZR250 - twistgrip motorcycles		
IDEAL LAP TIME : 2:17.048		BEST LAP TIME : 2:17.048		DIFFERENCE : 0.000		
LAP	SECTOR 1	SECTOR 2	LAP TIME	MPH	DIFF	TIME OF DAY
1 -	1:38.511	46.965	2:25.476	73.46	8.428	10:59:53.857
2 -	1:32.648	46.171	2:18.819 (3)	76.99	1.771	11:02:12.676
3 -	1:34.503	46.192	2:20.695	75.96	3.647	11:04:33.371
4 -	<b>1:31.983</b>	<b>45.065</b>	<b>2:17.048 (1)</b>	<b>77.98</b>		<b>11:06:50.419</b>
5 -	1:32.721	45.324	2:18.045 (2)	77.42	0.997	11:09:08.464

P17 57 GP		Liam McCARTER		Yamaha TZ -		
IDEAL LAP TIME : 2:17.831		BEST LAP TIME : 2:17.831		DIFFERENCE : 0.000		
LAP	SECTOR 1	SECTOR 2	LAP TIME	MPH	DIFF	TIME OF DAY
1 -	1:51.029	53.429	2:44.458 (2)	64.98	26.627	11:00:13.433
2 -	<b>1:32.621</b>	<b>45.210</b>	<b>2:17.831 (1)</b>	<b>77.54</b>		<b>11:02:31.264</b>

P18 77 GP		Andrew GLASGOW		Yamaha TZ250 5KE - Hiab service (hw) ltd		
IDEAL LAP TIME : 2:17.865		BEST LAP TIME : 2:17.865		DIFFERENCE : 0.000		
LAP	SECTOR 1	SECTOR 2	LAP TIME	MPH	DIFF	TIME OF DAY
1 -	1:42.557	48.077	2:30.634	70.95	12.769	10:59:57.837
2 -	1:32.987	47.619	2:20.606	76.01	2.741	11:02:18.443
3 -	1:32.690	46.603	2:19.293 (2)	76.73	1.428	11:04:37.736
4 -	1:32.378	47.115	2:19.493 (3)	76.62	1.628	11:06:57.229
5 -	<b>1:32.176</b>	<b>45.689</b>	<b>2:17.865 (1)</b>	<b>77.52</b>		<b>11:09:15.094</b>

Weather / Track : Cloudy / Dry

Snetterton 300  
Circuit Length = 2.9689 miles  
Start: 10:56 Flag 11:08 End: 11:11

# BMCRC - MRO Championships 2021 - Rnd 2 @ Snetterton 300

## EDlasia Formula 400 & Blue Haze GP

### QUALIFYING - SECTOR ANALYSIS



SECTOR 1 = FL to I1, SECTOR 2 = I1 to FL, DIFF = Difference To Personal Best Lap, P = Crossed Finish Line in Pit Lane, D = Time Disallowed

P19 33 S		Carl JOHNSTONE		Yamaha FZR400RR - EDlasia			
IDEAL LAP TIME : 2:18.447		BEST LAP TIME : 2:18.447		DIFFERENCE : 0.000			
LAP	SECTOR 1	SECTOR 2	LAP TIME	MPH	DIFF	TIME OF DAY	
1 -	1:54.906	53.174	2:48.080	63.58	29.633	11:00:22.974	
2 -	1:35.399	47.628	2:23.027	74.72	4.580	11:02:46.001	
3 -	1:34.122	47.196	2:21.318 (3)	75.63	2.871	11:05:07.319	
4 -	<b>1:32.074</b>	<b>46.373</b>	<b>2:18.447 (1)</b>	<b>77.19</b>		<b>11:07:25.766</b>	
5 -	1:33.260	46.542	2:19.802 (2)	76.45	1.355	11:09:45.568	

P20 351 S		Sam DIGBY-BAKER		Kawasaki ZXR400 -			
IDEAL LAP TIME : 2:18.665		BEST LAP TIME : 2:18.665		DIFFERENCE : 0.000			
LAP	SECTOR 1	SECTOR 2	LAP TIME	MPH	DIFF	TIME OF DAY	
1 -	1:44.618	49.129	2:33.747	69.51	15.082	11:00:10.480	
2 -	1:34.357	46.401	2:20.758 (3)	75.93	2.093	11:02:31.238	
3 -	1:34.679	46.347	2:21.026	75.78	2.361	11:04:52.264	
4 -	1:32.929	47.729	2:20.658 (2)	75.98	1.993	11:07:12.922	
5 -	<b>1:32.479</b>	<b>46.186</b>	<b>2:18.665 (1)</b>	<b>77.07</b>		<b>11:09:31.587</b>	

P21 52		Gary JARMAN		Kawasaki ZXR 400 -			
IDEAL LAP TIME : 2:18.998		BEST LAP TIME : 2:18.998		DIFFERENCE : 0.000			
LAP	SECTOR 1	SECTOR 2	LAP TIME	MPH	DIFF	TIME OF DAY	
1 -	1:36.616	47.137	2:23.753	74.35	4.755	10:59:32.677	
2 -	1:33.274	46.995	2:20.269 (2)	76.19	1.271	11:01:52.946	
3 -	1:33.518	48.133	2:21.651	75.45	2.653	11:04:14.597	
4 -	<b>1:32.522</b>	<b>46.476</b>	<b>2:18.998 (1)</b>	<b>76.89</b>		<b>11:06:33.595</b>	
5 -	1:33.595	46.884	2:20.479 (3)	76.08	1.481	11:08:54.074	

P22 91		Kevin NEAL		Kawasaki ZXR400 -			
IDEAL LAP TIME : 2:20.523		BEST LAP TIME : 2:21.196		DIFFERENCE : 0.673			
LAP	SECTOR 1	SECTOR 2	LAP TIME	MPH	DIFF	TIME OF DAY	
1 -	1:43.507	48.916	2:32.423	70.12	11.227	10:59:40.911	
2 -	1:34.290	49.584	2:23.874	74.28	2.678	11:02:04.785	
3 -	<b>1:33.854</b>	48.499	2:22.353 (2)	75.08	1.157	11:04:27.138	
4 -	1:34.868	48.595	2:23.463 (3)	74.50	2.267	11:06:50.601	
5 -	1:34.527	<b>46.669</b>	<b>2:21.196 (1)</b>	<b>75.69</b>		<b>11:09:11.797</b>	

P23 92 GP		Jordan WAINWRIGHT		Yamaha TZ250T -			
IDEAL LAP TIME : 2:22.874		BEST LAP TIME : 2:22.874		DIFFERENCE : 0.000			
LAP	SECTOR 1	SECTOR 2	LAP TIME	MPH	DIFF	TIME OF DAY	
1 -	1:41.609	49.968	2:31.577 (2)	70.51	8.703	10:59:55.891	
2 -	<b>1:34.816</b>	<b>48.058</b>	<b>2:22.874 (1)</b>	<b>74.80</b>		<b>11:02:18.765</b>	

P24 21 GP		Stuart THURTLÉ		Yamaha TZ250B 3YL - TeamTortoise Racing			
IDEAL LAP TIME : 2:23.773		BEST LAP TIME : 2:23.947		DIFFERENCE : 0.174			
LAP	SECTOR 1	SECTOR 2	LAP TIME	MPH	DIFF	TIME OF DAY	
1 -	1:49.189	52.563	2:41.752	66.07	17.805	11:00:12.708	
2 -	<b>1:35.781</b>	49.920	2:25.701	73.35	1.754	11:02:38.409	
3 -	1:36.570	<b>47.992</b>	2:24.562 (3)	73.93	0.615	11:05:02.971	
4 -	1:36.082	48.380	2:24.462 (2)	73.98	0.515	11:07:27.433	
5 -	1:35.929	48.018	<b>2:23.947 (1)</b>	<b>74.25</b>		<b>11:09:51.380</b>	

Weather / Track : Cloudy / Dry

Snetterton 300  
Circuit Length = 2.9689 miles  
Start: 10:56 Flag 11:08 End: 11:11

# BMCRC - MRO Championships 2021 - Rnd 2 @ Snetterton 300

## EDlasia Formula 400 & Blue Haze GP

### QUALIFYING - SECTOR ANALYSIS



SECTOR 1 = FL to I1, SECTOR 2 = I1 to FL, DIFF = Difference To Personal Best Lap, P = Crossed Finish Line in Pit Lane, D = Time Disallowed

P25 132 GP Paul WHITING		Yamaha TZ250T - John Whiting				
IDEAL LAP TIME : 2:23.960		BEST LAP TIME : 2:23.960		DIFFERENCE : 0.000		
LAP	SECTOR 1	SECTOR 2	LAP TIME	MPH	DIFF	TIME OF DAY
1 -	1:43.862	51.292	2:35.154	68.88	11.194	11:00:00.648
2 -	1:39.192	50.525	2:29.717	71.38	5.757	11:02:30.365
3 -	1:40.142	49.019	2:29.161 (3)	71.65	5.201	11:04:59.526
4 -	1:38.074	48.706	2:26.780 (2)	72.81	2.820	11:07:26.306
5 -	<b>1:36.179</b>	<b>47.781</b>	<b>2:23.960 (1)</b>	<b>74.24</b>		<b>11:09:50.266</b>

P26 14 GP Vince CUNDLE		Yamaha TZ 250 - FONDSECA				
IDEAL LAP TIME : 2:24.670		BEST LAP TIME : 2:24.670		DIFFERENCE : 0.000		
LAP	SECTOR 1	SECTOR 2	LAP TIME	MPH	DIFF	TIME OF DAY
1 -	1:55.790	52.819	2:48.609	63.38	23.939	11:00:18.394
2 -	1:42.678	50.719	2:33.397	69.67	8.727	11:02:51.791
3 -	1:40.179	49.814	2:29.993 (3)	71.25	5.323	11:05:21.784
4 -	1:39.491	48.570	2:28.061 (2)	72.18	3.391	11:07:49.845
5 -	<b>1:36.723</b>	<b>47.947</b>	<b>2:24.670 (1)</b>	<b>73.87</b>		<b>11:10:14.515</b>

P27 121 Richard NEWMAN		Kawasaki ZXR400L - Dom Spencer				
IDEAL LAP TIME : 2:25.518		BEST LAP TIME : 2:25.518		DIFFERENCE : 0.000		
LAP	SECTOR 1	SECTOR 2	LAP TIME	MPH	DIFF	TIME OF DAY
1 -	1:44.958	49.984	2:34.942	68.98	9.424	10:59:42.452
2 -	1:37.549	49.244	2:26.793 (3)	72.81	1.275	11:02:09.245
3 -	1:37.874	49.114	2:26.988	72.71	1.470	11:04:36.233
4 -	1:37.553	48.988	2:26.541 (2)	72.93	1.023	11:07:02.774
5 -	<b>1:36.716</b>	<b>48.802</b>	<b>2:25.518 (1)</b>	<b>73.44</b>		<b>11:09:28.292</b>

P28 32 R Conor MURRAY		Kawasaki NINJA 300 -				
IDEAL LAP TIME : 2:26.649		BEST LAP TIME : 2:26.733		DIFFERENCE : 0.084		
LAP	SECTOR 1	SECTOR 2	LAP TIME	MPH	DIFF	TIME OF DAY
1 -	1:41.172	50.830	2:32.002	70.31	5.269	11:00:25.352
2 -	1:39.423	48.782	2:28.205 (3)	72.11	1.472	11:02:53.557
3 -	1:40.133	49.089	2:29.222	71.62	2.489	11:05:22.779
4 -	<b>1:38.519</b>	48.409	2:26.928 (2)	72.74	0.195	11:07:49.707
5 -	1:38.603	<b>48.130</b>	<b>2:26.733 (1)</b>	<b>72.84</b>		<b>11:10:16.440</b>

P29 144 GP Steve DUNN		Yamaha TZ250 -				
IDEAL LAP TIME : 2:26.663		BEST LAP TIME : 2:27.005		DIFFERENCE : 0.342		
LAP	SECTOR 1	SECTOR 2	LAP TIME	MPH	DIFF	TIME OF DAY
1 -	1:58.588	55.419	2:54.007	61.42	27.002	11:00:23.574
2 -	1:42.101	51.881	2:33.982	69.41	6.977	11:02:57.556
3 -	1:41.514	51.080	2:32.594 (3)	70.04	5.589	11:05:30.150
4 -	1:37.743	<b>49.610</b>	2:27.353 (2)	72.53	0.348	11:07:57.503
5 -	<b>1:37.053</b>	49.952	<b>2:27.005 (1)</b>	<b>72.70</b>		<b>11:10:24.508</b>

P30 88 GP George PRINOS		Yamaha TZ250 - KAPPA PLANNING LTD				
IDEAL LAP TIME :		BEST LAP TIME : 2:27.854		DIFFERENCE :		
LAP	SECTOR 1	SECTOR 2	LAP TIME	MPH	DIFF	TIME OF DAY
1 -			2:41.169	66.31	13.315	11:00:11.004
2 -			2:28.237 (3)	72.10	0.383	11:02:39.241
3 -			2:28.798	71.82	0.944	11:05:08.039
4 -			<b>2:27.854 (1)</b>	<b>72.28</b>		<b>11:07:35.893</b>
5 -			2:28.186 (2)	72.12	0.332	11:10:04.079

Weather / Track : Cloudy / Dry

Snetterton 300  
Circuit Length = 2.9689 miles  
Start: 10:56 Flag 11:08 End: 11:11

# BMCRC - MRO Championships 2021 - Rnd 2 @ Snetterton 300

## EDlasia Formula 400 & Blue Haze GP

### QUALIFYING - SECTOR ANALYSIS



SECTOR 1 = FL to I1, SECTOR 2 = I1 to FL, DIFF = Difference To Personal Best Lap, P = Crossed Finish Line in Pit Lane, D = Time Disallowed

P31 7		Roy DEWHURST		Kawasaki ZXR 400 - Dawn		
IDEAL LAP TIME : 2:27.776		BEST LAP TIME : 2:27.944		DIFFERENCE : 0.168		
LAP	SECTOR 1	SECTOR 2	LAP TIME	MPH	DIFF	TIME OF DAY
1 -	1:48.998	52.215	2:41.213	66.29	13.269	11:00:11.768
2 -	<b>1:38.796</b>	49.176	2:27.972 (2)	72.23	0.028	11:02:39.740
3 -	1:39.591	49.536	2:29.127 (3)	71.67	1.183	11:05:08.867
4 -	1:38.964	<b>48.980</b>	<b>2:27.944 (1)</b>	<b>72.24</b>		<b>11:07:36.811</b>
5 -	1:45.270	52.266	2:37.536	67.84	9.592	11:10:14.347

P32 174 GP		David BOWLER		Yamaha TZ 250 4DP -		
IDEAL LAP TIME : 2:29.081		BEST LAP TIME : 2:29.421		DIFFERENCE : 0.340		
LAP	SECTOR 1	SECTOR 2	LAP TIME	MPH	DIFF	TIME OF DAY
1 -	1:45.634	52.001	2:37.635	67.80	8.214	11:00:06.419
2 -	1:38.719	50.861	2:29.580 (2)	71.45	0.159	11:02:35.999
3 -	1:39.284	<b>50.751</b>	2:30.035	71.23	0.614	11:05:06.034
4 -	1:38.604	50.817	<b>2:29.421 (1)</b>	<b>71.52</b>		<b>11:07:35.455</b>
5 -	<b>1:38.330</b>	51.324	2:29.654 (3)	71.41	0.233	11:10:05.109

P33 73 S/R		Colvin TURNER		Yamaha TZR250 -		
IDEAL LAP TIME : 2:30.954		BEST LAP TIME : 2:31.581		DIFFERENCE : 0.627		
LAP	SECTOR 1	SECTOR 2	LAP TIME	MPH	DIFF	TIME OF DAY
1 -	1:42.888	<b>50.123</b>	2:33.011	69.85	1.430	10:59:58.112
2 -	1:41.168	51.849	2:33.017	69.84	1.436	11:02:31.129
3 -	<b>1:40.831</b>	50.750	<b>2:31.581 (1)</b>	<b>70.51</b>		<b>11:05:02.710</b>
4 -	1:41.621	51.167	2:32.788 (3)	69.95	1.207	11:07:35.498
5 -	1:41.332	50.528	2:31.860 (2)	70.38	0.279	11:10:07.358

P34 183 R		Simon CHAPPELL		Kawasaki NINJA 300 -		
IDEAL LAP TIME : 2:33.149		BEST LAP TIME : 2:33.288		DIFFERENCE : 0.139		
LAP	SECTOR 1	SECTOR 2	LAP TIME	MPH	DIFF	TIME OF DAY
1 -	1:52.774	53.108	2:45.882	64.43	12.594	11:00:19.744
2 -	1:44.995	51.886	2:36.881 (3)	68.12	3.593	11:02:56.625
3 -	1:43.766	53.286	2:37.052	68.05	3.764	11:05:33.677
4 -	1:43.779	<b>51.701</b>	2:35.480 (2)	68.74	2.192	11:08:09.157
5 -	<b>1:41.448</b>	51.840	<b>2:33.288 (1)</b>	<b>69.72</b>		<b>11:10:42.445</b>

P35 286 S		Dan NEMATI		Honda VFR - OAL Connected		
IDEAL LAP TIME : 2:40.884		BEST LAP TIME : 2:40.976		DIFFERENCE : 0.092		
LAP	SECTOR 1	SECTOR 2	LAP TIME	MPH	DIFF	TIME OF DAY
1 -	1:53.154	54.626	2:47.780	63.70	6.804	11:00:17.616
2 -	1:47.610	<b>53.366</b>	<b>2:40.976 (1)</b>	<b>66.39</b>		<b>11:02:58.592</b>
3 -	<b>1:47.518</b>	54.719	2:42.237 (2)	65.87	1.261	11:05:40.829
4 -	1:49.441	54.860	2:44.301 (3)	65.05	3.325	11:08:25.130

Weather / Track : Cloudy / Dry

Snetterton 300  
Circuit Length = 2.9689 miles  
Start: 10:56 Flag 11:08 End: 11:11

# BMCRC - MRO Championships 2021 - Rnd 2 @ Snetterton 300

## EDlasia Formula 400 & Blue Haze GP

### QUALIFYING - BEST SECTORS

SECTOR 1				SECTOR 2				IDEAL / BEST COMPARISON				
POS	NO	NAME	TIME	NO	NAME	TIME	POS	NO	NAME	IDEAL	BEST	DIFF
									<b>PERFECT LAP</b>	<b>2:06.665</b>		
1	51	WHOLEY	1:24.981	51	WHOLEY	41.684	1	51	WHOLEY	2:06.665	2:06.665	0.000
2	22	BALLERINI	1:26.548	22	BALLERINI	42.989	2	22	BALLERINI	2:09.537	2:09.826	0.289
3	48	WELSH	1:27.238	48	WELSH	43.057	3	48	WELSH	2:10.295	2:10.674	0.379
4	152	DIXON	1:27.440	470	FARRAGHER	43.319	4	152	DIXON	2:10.943	2:11.499	0.556
5	64	ELLIS	1:28.002	152	DIXON	43.503	5	470	FARRAGHER	2:11.389	2:11.389	0.000
6	470	FARRAGHER	1:28.070	3	BARRETT	43.793	6	64	ELLIS	2:12.423	2:12.993	0.570
7	4	SEATH	1:28.663	0	TOLAND	43.939	7	0	TOLAND	2:13.161	2:13.161	0.000
8	8	ATKINSON	1:28.884	15	JONES	43.997	8	3	BARRETT	2:13.169	2:13.169	0.000
9	0	TOLAND	1:29.222	64	ELLIS	44.421	9	4	SEATH	2:13.286	2:13.522	0.236
10	3	BARRETT	1:29.376	44	DUFTON	44.605	10	15	JONES	2:13.417	2:13.417	0.000
11	15	JONES	1:29.420	4	SEATH	44.623	11	8	ATKINSON	2:13.571	2:13.571	0.000
12	85	ROBINSON	1:29.552	8	ATKINSON	44.687	12	44	DUFTON	2:14.342	2:14.342	0.000
13	44	DUFTON	1:29.737	11	MACHARD	44.707	13	85	ROBINSON	2:15.109	2:15.151	0.042
14	11	MACHARD	1:30.969	30	COOPER	45.065	14	11	MACHARD	2:15.676	2:16.034	0.358
15	47	CLARK	1:31.024	57	McCARTER	45.210	15	47	CLARK	2:16.520	2:16.520	0.000
16	30	COOPER	1:31.983	47	CLARK	45.496	16	30	COOPER	2:17.048	2:17.048	0.000
17	33	JOHNSTONE	1:32.074	85	ROBINSON	45.557	17	57	McCARTER	2:17.831	2:17.831	0.000
18	77	GLASGOW	1:32.176	77	GLASGOW	45.689	18	77	GLASGOW	2:17.865	2:17.865	0.000
19	351	DIGBY-BAKER	1:32.479	351	DIGBY-BAKER	46.186	19	33	JOHNSTONE	2:18.447	2:18.447	0.000
20	52	JARMAN	1:32.522	33	JOHNSTONE	46.373	20	351	DIGBY-BAKER	2:18.665	2:18.665	0.000
21	57	McCARTER	1:32.621	52	JARMAN	46.476	21	52	JARMAN	2:18.998	2:18.998	0.000
22	91	NEAL	1:33.854	91	NEAL	46.669	22	91	NEAL	2:20.523	2:21.196	0.673
23	92	WAINWRIGHT	1:34.816	132	WHITING	47.781	23	92	WAINWRIGHT	2:22.874	2:22.874	0.000
24	21	THURTLIE	1:35.781	14	CUNDLE	47.947	24	21	THURTLIE	2:23.773	2:23.947	0.174
25	132	WHITING	1:36.179	21	THURTLIE	47.992	25	132	WHITING	2:23.960	2:23.960	0.000
26	121	NEWMAN	1:36.716	92	WAINWRIGHT	48.058	26	14	CUNDLE	2:24.670	2:24.670	0.000
27	14	CUNDLE	1:36.723	32	MURRAY	48.130	27	121	NEWMAN	2:25.518	2:25.518	0.000
28	144	DUNN	1:37.053	121	NEWMAN	48.802	28	32	MURRAY	2:26.649	2:26.733	0.084
29	174	BOWLER	1:38.330	7	DEWHURST	48.980	29	144	DUNN	2:26.663	2:27.005	0.342
30	32	MURRAY	1:38.519	144	DUNN	49.610	30	7	DEWHURST	2:27.776	2:27.944	0.168
31	7	DEWHURST	1:38.796	73	TURNER	50.123	31	174	BOWLER	2:29.081	2:29.421	0.340
32	73	TURNER	1:40.831	174	BOWLER	50.751	32	73	TURNER	2:30.954	2:31.581	0.627
33	183	CHAPPELL	1:41.448	183	CHAPPELL	51.701	33	183	CHAPPELL	2:33.149	2:33.288	0.139
34	286	NEMATI	1:47.518	286	NEMATI	53.366	34	286	NEMATI	2:40.884	2:40.976	0.092
35	75	ADEDOTUN	1:50.428				35	88	PRINOS		2:27.854	
36												
37												

Weather / Track : Cloudy / Dry

Results can be found at [www.tsl-timing.com](http://www.tsl-timing.com)

Snetterton 300

Circuit Length = 2.9689 miles

Start: 10:56 Flag 11:08 End: 11:11

Printed - 11:11 Saturday, 29 May 2021

# BMCRC - MRO Championships 2021 - Rnd 2 @ Snetterton 300

## EDlasia Formula 400 & Blue Haze GP

### QUALIFYING - STATISTICS

**Competitors Started** 37  
**Planned Start** 2021-05-29 @ 11:02:00.000  
**Actual Start** 2021-05-29 @ 10:56:51.667  
**Finish Time** 2021-05-29 @ 11:08:35.730  
**Track Length** 2.9689mi.  
**Total Laps** 172  
**Total Distance Covered** 510.6527mi.

### Session Fastest Lap History

NO	CL	NAME	LAP TIME	TIME OF DAY	LAP	VEHICLE
48		Richie WELSH	2:15.797	10:59:19.071	1	Yamaha FZR 400 RRSP
48		Richie WELSH	2:10.718	11:01:29.789	2	Yamaha FZR 400 RRSP
48		Richie WELSH	2:10.674	11:03:40.463	3	Yamaha FZR 400 RRSP
22	GP	Rik BALLERINI	2:09.826	11:04:06.262	3	Yamaha SPONDON TZ250
51	GP	Kevin WHOLEY	2:09.761	11:04:07.981	3	Yamaha TZ 250
51	GP	Kevin WHOLEY	2:08.357	11:06:16.341	4	Yamaha TZ 250
51	GP	Kevin WHOLEY	2:08.086	11:08:24.425	5	Yamaha TZ 250
51	GP	Kevin WHOLEY	2:06.665	11:10:31.091	6	Yamaha TZ 250

### Flag History

TYPE	TIME OF DAY
GREEN	10:56:51.667
FINISH	11:08:35.730

### Flag Statistics

TYPE	COUNT	TOTAL LAPS	TOTAL TIME
Green	1	6	14:27.754
Red	0	0	0.000
Safety Car	0	0	0.000
FCY	0	0	0.000

# BMCRC - MRO Championships 2021 - Rnd 2 @ Snetterton 300

## EDlasia Formula 400 & Blue Haze GP

### QUALIFYING - STATISTICS

CLASS :

12 Starters

#### Fastest Lap History

NO	NAME	LAP TIME	TIME OF DAY	LAP	VEHICLE
48	Richie WELSH	<b>2:15.797</b>	10:59:19.071	1	Yamaha FZR 400 RRSP
48	Richie WELSH	<b>2:10.718</b>	11:01:29.789	2	Yamaha FZR 400 RRSP
48	Richie WELSH	<b>2:10.674</b>	11:03:40.463	3	Yamaha FZR 400 RRSP

Weather / Track : Cloudy / Dry

Results can be found at [www.tsl-timing.com](http://www.tsl-timing.com)

Page 2 of 6

Snetterton 300  
Circuit Length = 2.9689 miles  
Start: 10:56 Flag 11:08 End: 11:11

Printed - 11:11 Saturday, 29 May 2021



# BMCRC - MRO Championships 2021 - Rnd 2 @ Snetterton 300

## EDlasia Formula 400 & Blue Haze GP

### QUALIFYING - STATISTICS

CLASS : R

3 Starters

#### Fastest Lap History

NO	NAME	LAP TIME	TIME OF DAY	LAP	VEHICLE
183	Simon CHAPPELL	<b>2:45.882</b>	11:00:19.752	1	Kawasaki NINJA 300
32	Conor MURRAY	<b>2:32.002</b>	11:00:25.361	1	Kawasaki NINJA 300
32	Conor MURRAY	<b>2:28.205</b>	11:02:53.566	2	Kawasaki NINJA 300
32	Conor MURRAY	<b>2:26.928</b>	11:07:49.715	4	Kawasaki NINJA 300
32	Conor MURRAY	<b>2:26.733</b>	11:10:16.448	5	Kawasaki NINJA 300

Weather / Track : Cloudy / Dry

Results can be found at [www.tsl-timing.com](http://www.tsl-timing.com)

Page 3 of 6

Snetterton 300  
Circuit Length = 2.9689 miles  
Start: 10:56 Flag 11:08 End: 11:11

Printed - 11:11 Saturday, 29 May 2021

# BMCRC - MRO Championships 2021 - Rnd 2 @ Snetterton 300

## EDlasia Formula 400 & Blue Haze GP

### QUALIFYING - STATISTICS

CLASS : S

5 Starters

#### Fastest Lap History

NO	NAME	LAP TIME	TIME OF DAY	LAP	VEHICLE
30	Alan COOPER	<b>2:25.476</b>	10:59:53.878	1	Yamaha TZR250
30	Alan COOPER	<b>2:18.819</b>	11:02:12.696	2	Yamaha TZR250
30	Alan COOPER	<b>2:17.048</b>	11:06:50.439	4	Yamaha TZR250

# BMCRC - MRO Championships 2021 - Rnd 2 @ Snetterton 300

## EDlasia Formula 400 & Blue Haze GP

### QUALIFYING - STATISTICS

CLASS : S/R

1 Starters

#### Fastest Lap History

NO	NAME	LAP TIME	TIME OF DAY	LAP	VEHICLE
73	Colvin TURNER	<b>2:33.011</b>	10:59:58.139	1	Yamaha TZR250
73	Colvin TURNER	<b>2:31.581</b>	11:05:02.738	3	Yamaha TZR250

Weather / Track : Cloudy / Dry

Results can be found at [www.tsl-timing.com](http://www.tsl-timing.com)

Page 5 of 6

Snetterton 300  
Circuit Length = 2.9689 miles  
Start: 10:56 Flag 11:08 End: 11:11

Printed - 11:11 Saturday, 29 May 2021

# BMCRC - MRO Championships 2021 - Rnd 2 @ Snetterton 300

## EDlasia Formula 400 & Blue Haze GP

### QUALIFYING - STATISTICS

CLASS : GP

16 Starters

#### Fastest Lap History

NO	NAME	LAP TIME	TIME OF DAY	LAP	VEHICLE
8	Phil ATKINSON	<b>2:18.418</b>	10:59:24.026	1	Yamaha TZ350
8	Phil ATKINSON	<b>2:15.477</b>	11:01:39.504	2	Yamaha TZ350
64	Phil ELLIS	<b>2:15.299</b>	11:01:44.775	2	Yamaha TZ250B
22	Rik BALLERINI	<b>2:11.416</b>	11:01:56.435	2	Yamaha SPONDON TZ250
22	Rik BALLERINI	<b>2:09.826</b>	11:04:06.262	3	Yamaha SPONDON TZ250
51	Kevin WHOLEY	<b>2:09.761</b>	11:04:07.981	3	Yamaha TZ 250
51	Kevin WHOLEY	<b>2:08.357</b>	11:06:16.341	4	Yamaha TZ 250
51	Kevin WHOLEY	<b>2:08.086</b>	11:08:24.425	5	Yamaha TZ 250
51	Kevin WHOLEY	<b>2:06.665</b>	11:10:31.091	6	Yamaha TZ 250

Weather / Track : Cloudy / Dry

Results can be found at [www.tsl-timing.com](http://www.tsl-timing.com)

Page 6 of 6

Snetterton 300  
Circuit Length = 2.9689 miles  
Start: 10:56 Flag 11:08 End: 11:11

Printed - 11:11 Saturday, 29 May 2021

BMCRC - MRO Championships 2021 - Rnd 2 @ Snetterton 300



EDlasia Formula 400 & Blue Haze GP



RACE 8 - GRID (5 Laps)

ROW 14	42		41	58	Chris ROSE	40	174	David BOWLER	2:29.421
ROW 13			39	88	George PRINOS	38	144	Steve DUNN	2:27.854
ROW 12									2:27.005
ROW 11									2:24.670
ROW 10									
ROW 9									
ROW 8									
ROW 7									
ROW 6									
ROW 5									
ROW 4									
ROW 3									
ROW 2									
ROW 1									

Pole

These results are provisional until the conclusion of any judicial and technical matters. Snetterton 300  
Circuit Length = 2.9689 miles

Clerk Of Course :	Stewards :	Timekeeper : Craig Smith
-------------------	------------	--------------------------

Results can be found at [www.tsl-timing.com](http://www.tsl-timing.com)

Printed - 11:36 Saturday, 29 May 2021



# BMCRC - MRO Championships 2021 - Rnd 2 @ Snetterton 300

## EDlasia Formula 400 & Blue Haze GP

### RACE 8 - CLASSIFICATION



POS	NO	CL	PIC NAME	ENTRY	LAPS	TIME	GAP	DIFF	MPH	BEST	ON
1	48		1 Richie WELSH	Yamaha FZR 400 RRSP - EDEN'S BABY EXPERIE	3	6:33.152			81.55	2:08.924	2
2	4		2 James SEATH	Kawasaki ZXR400 L9 - Ovenden Earthmoving	3	6:46.648	13.496	13.496	78.85	2:13.666	2
3	152		3 Kam DIXON	Kawasaki NINJA 400 - Delicious Race Wear	3	6:48.096	14.944	1.448	78.57	2:11.802	3
4	470		4 Joe FARRAGHER	Kawasaki NINJA 400 - J C Utilities Ltd	3	6:51.859	18.707	3.763	77.85	2:13.503	3
5	44		5 Elliot DUFTON	Kawasaki NINJA 400 - Dad	3	6:52.118	18.966	0.259	77.80	2:13.491	3
6	85		6 James ROBINSON	Kawasaki ZXR400 - claire palastanga ceramics	3	6:53.217	20.065	1.099	77.59	2:14.725	3
7	30	S	1 Alan COOPER	Yamaha TZR250 - twistgrip motorcycles	3	6:55.547	22.395	2.330	77.16	2:15.567	2
8	15		7 Chloe JONES	Yamaha R3 - RICH ENERGY OMG RACING	3	6:55.704	22.552	0.157	77.13	2:15.688	3
9	351	S	2 Sam DIGBY-BAKER	Kawasaki ZXR400 -	3	7:03.082	29.930	7.378	75.78	2:18.591	3
10	52		8 Gary JARMAN	Kawasaki ZXR 400 -	3	7:03.149	29.997	0.067	75.77	2:18.254	3
11	47		9 Allan CLARK	Kawasaki ZXR400 - A Clark & Sons Builders	3	7:03.933	30.781	0.784	75.63	2:18.315	3
12	7		10 Roy DEWHURST	Kawasaki ZXR 400 - Dawn	3	7:23.031	49.879	19.098	72.37	2:22.575	3
13	222	S	3 Matthew EPPS	Kawasaki ZXR400 - M.E Vehicle Repairs	3	7:26.250	53.098	3.219	71.85	2:24.772	3
14	91		11 Kevin NEAL	Kawasaki ZXR400 -	3	7:27.168	54.016	0.918	71.70	2:23.064	3
15	32	R	1 Conor MURRAY	Kawasaki NINJA 300 -	3	7:27.561	54.409	0.393	71.64	2:24.759	3
16	51	GP	1 Kevin WHOLEY	Yamaha TZ 250 - Twistgrip Motorcycles	3	7:34.285	1:01.133	6.724	70.58	2:08.162	3
17	22	GP	2 Rik BALLERINI	Yamaha SPONDON TZ250 - SCLS LTD, GECKO R/	3	7:35.345	1:02.193	1.060	70.41	2:08.793	3
18	286	S	4 Dan NEMATI	Honda VFR - OAL Connected	3	7:47.607	1:14.455	12.262	68.57	2:31.768	2
19	8	GP	3 Phil ATKINSON	Yamaha TZ350 - Rose mot centre	3	7:49.639	1:16.487	2.032	68.27	2:13.379	2
20	11	GP	4 Gael MACHARD	Yamaha TZ 250 4DP -	3	7:50.537	1:17.385	0.898	68.14	2:13.784	2
21	3	GP	5 Tom BARRETT	Honda RS250 - RGV Workshop	3	7:51.923	1:18.771	1.386	67.94	2:13.256	2
22	73*	S/R	1 Colvin TURNER	Yamaha TZR250 -	3	7:52.923	1:19.771	1.000	67.80	2:30.569	2
23	183	R	2 Simon CHAPPELL	Kawasaki NINJA 300 -	3	7:54.315	1:21.163	1.392	67.60	2:35.192	3
24	75	R	3 Jonathan ADEDOTUN	Kawasaki NINJA 300 -	3	7:54.370	1:21.218	0.055	67.59	2:34.209	3
25	77	GP	6 Andrew GLASGOW	Yamaha TZ250 5KE - Hiab service (hw) ltd	3	7:57.737	1:24.585	3.367	67.11	2:16.671	2
26	92	GP	7 Jordan WAINWRIGHT	Yamaha TZ250T -	3	8:09.364	1:36.212	11.627	65.52	2:20.040	3
27	14	GP	8 Vince CUNDLE	Yamaha TZ 250 - FONDSECA	3	8:10.234	1:37.082	0.870	65.40	2:20.245	3
28	132	GP	9 Paul WHITING	Yamaha TZ250T - John Whiting	3	8:18.070	1:44.918	7.836	64.37	2:22.221	3
29	88	GP	10 George PRINOS	Yamaha TZ250 - KAPPA PLANNING LTD	3	8:19.509	1:46.357	1.439	64.19	2:22.437	3
30	21	GP	11 Stuart THURTLIE	Yamaha TZ250B 3YL - TeamTortoise Racing	3	8:19.539	1:46.387	0.030	64.18	2:23.972	3
31	144	GP	12 Steve DUNN	Yamaha TZ250 -	3	8:33.952	2:00.800	14.413	62.38	2:28.580	3

#### NOT CLASSIFIED

DNF	33	S	Carl JOHNSTONE	Yamaha FZR400RR - EDlasia	0
DNF	174	GP	David BOWLER	Yamaha TZ 250 4DP -	0

#### FASTEST LAP

51	GP	Kevin WHOLEY	Yamaha TZ 250 - Twistgrip Motorcycles	3	2:08.162	83.39 mph	134.21 kph
48		Richie WELSH	Yamaha FZR 400 RRSP - EDEN'S BABY EXPERIE	2	2:08.924	82.90 mph	133.41 kph
30	S	Alan COOPER	Yamaha TZR250 - twistgrip motorcycles	2	2:15.567	78.83 mph	126.88 kph
32	R	Conor MURRAY	Kawasaki NINJA 300 -	3	2:24.759	73.83 mph	118.82 kph
73	S/R	Colvin TURNER	Yamaha TZR250 -	2	2:30.569	70.98 mph	114.23 kph

\* Bike 73 - 10 second penalty - jump start  
 Class - 92.5% of Race Speed = 75.43 mph  
 Class S - 92.5% of Race Speed = 71.37 mph  
 Class R - 92.5% of Race Speed = 66.26 mph  
 Class GP - 92.5% of Race Speed = 65.28 mph  
 Class S/R - 92.5% of Race Speed = 62.71 mph

Snetterton 300: 2.9689 miles

Race Distance: 3 Laps / 8.90 miles

Start: 15:13 Flag 15:20 End: 15:22

Weather / Track : Cloudy / Dry

These results are provisional until the conclusion of any judicial and technical matters.

Clerk Of Course :	Stewards :	Timekeeper : Craig Smith
-------------------	------------	--------------------------

Results can be found at [www.tsl-timing.com](http://www.tsl-timing.com)

Printed - 15:23 Saturday, 29 May 2021



# BMCRC - MRO Championships 2021 - Rnd 2 @ Snetterton 300

## EDlasia Formula 400 & Blue Haze GP

### RACE 8 - LAP CHART

LAP 1 @ 15:16:07.899			LAP 2 @ 15:18:16.823			LAP 3 @ 15:20:26.528		
NO	BEHIND	LAP TIME	NO	BEHIND	LAP TIME	NO	BEHIND	LAP TIME
48		2:14.523	48		2:08.924	48		2:09.705
4	4.530	2:19.053	4	9.272	2:13.666	4	13.496	2:13.929
85	7.921	2:22.444	152	12.847	2:13.446	152	14.944	2:11.802
152	8.325	2:22.848	470	14.909	2:15.055	470	18.707	2:13.503
470	8.778	2:23.301	85	15.045	2:16.048	44	18.966	2:13.491
44	8.833	2:23.356	44	15.180	2:15.271	85	20.065	2:14.725
30	9.171	2:23.694	30	15.814	2:15.567	30	22.395	2:16.286
15	9.254	2:23.777	15	16.569	2:16.239	15	22.552	2:15.688
351	11.306	2:25.829	351	21.044	2:18.662	351	29.930	2:18.591
52	11.477	2:26.000	52	21.448	2:18.895	52	29.997	2:18.254
47	12.514	2:27.037	47	22.171	2:18.581	47	30.781	2:18.315
7	19.556	2:34.079	7	37.009	2:26.377	7	49.879	2:22.575
32	20.037	2:34.560	222	38.031	2:25.605	222	53.098	2:24.772
91	21.180	2:35.703	32	39.355	2:28.242	91	54.016	2:23.064
222	21.350	2:35.873	91	40.657	2:28.401	32	54.409	2:24.759
73	22.759	2:37.282	73	44.404	2:30.569	51	1:01.133	2:08.162
286	28.029	2:42.552	286	50.873	2:31.768	22	1:02.193	2:08.793
183	29.392	2:43.915	183	55.676	2:35.208	73	1:09.771	2:35.072
75	29.461	2:43.984	75	56.714	2:36.177	286	1:14.455	2:33.287
22	1:01.746	3:16.269	51	1:02.676	2:08.252	8	1:16.487	2:15.146
51	1:03.348	3:17.871	22	1:03.105	2:10.283	11	1:17.385	2:16.338
11	1:05.892	3:20.415	11	1:10.752	2:13.784	3	1:18.771	2:13.664
8	1:06.591	3:21.114	8	1:11.046	2:13.379	183	1:21.163	2:35.192
77	1:09.229	3:23.752	3	1:14.812	2:13.256	75	1:21.218	2:34.209
3	1:10.480	3:25.003	77	1:16.976	2:16.671	77	1:24.585	2:17.314
92	1:13.941	3:28.464	92	1:25.877	2:20.860	92	1:36.212	2:20.040
14	1:14.655	3:29.178	14	1:26.542	2:20.811	14	1:37.082	2:20.245
132	1:16.383	3:30.906	21	1:32.120	2:24.118	132	1:44.918	2:22.221
21	1:16.926	3:31.449	132	1:32.402	2:24.943	88	1:46.357	2:22.437
88	1:19.591	3:34.114	88	1:33.625	2:22.958	21	1:46.387	2:23.972
144	1:22.139	3:36.662	144	1:41.925	2:28.710	144	2:00.800	2:28.580

Weather / Track : Cloudy / Dry

Results can be found at [www.tsl-timing.com](http://www.tsl-timing.com)

Snetterton 300  
Circuit Length = 2.9689 miles  
Start: 15:13 Flag 15:20 End: 15:22

Printed - 15:23 Saturday, 29 May 2021

# BMCRC - MRO Championships 2021 - Rnd 2 @ Snetterton 300

## EDlasia Formula 400 & Blue Haze GP

### RACE 8 - SECTOR ANALYSIS



SECTOR 1 = FL to I1, SECTOR 2 = I1 to FL, DIFF = Difference To Personal Best Lap, P = Crossed Finish Line in Pit Lane, D = Time Disallowed

P1 48		Richie WELSH		Yamaha FZR 400 RRSP - EDEN'S BABY EXPERIENCES/ PETI		
IDEAL LAP TIME : 2:08.924		BEST LAP TIME : 2:08.924		DIFFERENCE : 0.000		
LAP	SECTOR 1	SECTOR 2	LAP TIME	MPH	DIFF	TIME OF DAY
1 -		42.795	2:14.523 (3)	79.45	5.599	15:16:07.899
2 -	<b>1:26.379</b>	<b>42.545</b>	<b>2:08.924 (1)</b>	<b>82.90</b>		<b>15:18:16.823</b>
3 -	1:27.042	42.663	2:09.705 (2)	82.40	0.781	15:20:26.528

P2 4		James SEATH		Kawasaki ZXR400 L9 - Ovenden Earthmoving		
IDEAL LAP TIME : 2:13.627		BEST LAP TIME : 2:13.666		DIFFERENCE : 0.039		
LAP	SECTOR 1	SECTOR 2	LAP TIME	MPH	DIFF	TIME OF DAY
1 -		<b>44.618</b>	2:19.053 (3)	76.86	5.387	15:16:12.429
2 -	<b>1:29.009</b>	44.657	<b>2:13.666 (1)</b>	<b>79.96</b>		<b>15:18:26.095</b>
3 -	1:29.040	44.889	2:13.929 (2)	79.80	0.263	15:20:40.024

P3 152		Kam DIXON		Kawasaki NINJA 400 - Delicious Race Wear		
IDEAL LAP TIME : 2:11.383		BEST LAP TIME : 2:11.802		DIFFERENCE : 0.419		
LAP	SECTOR 1	SECTOR 2	LAP TIME	MPH	DIFF	TIME OF DAY
1 -		44.923	2:22.848 (3)	74.82	11.046	15:16:16.224
2 -	1:29.674	<b>43.772</b>	2:13.446 (2)	80.09	1.644	15:18:29.670
3 -	<b>1:27.611</b>	44.191	<b>2:11.802 (1)</b>	<b>81.09</b>		<b>15:20:41.472</b>

P4 470		Joe FARRAGHER		Kawasaki NINJA 400 - J C Utilities Ltd		
IDEAL LAP TIME : 2:13.503		BEST LAP TIME : 2:13.503		DIFFERENCE : 0.000		
LAP	SECTOR 1	SECTOR 2	LAP TIME	MPH	DIFF	TIME OF DAY
1 -		45.185	2:23.301 (3)	74.58	9.798	15:16:16.677
2 -	1:30.304	44.751	2:15.055 (2)	79.13	1.552	15:18:31.732
3 -	<b>1:29.146</b>	<b>44.357</b>	<b>2:13.503 (1)</b>	<b>80.05</b>		<b>15:20:45.235</b>

P5 44		Elliot DUFTON		Kawasaki NINJA 400 - Dad		
IDEAL LAP TIME : 2:13.491		BEST LAP TIME : 2:13.491		DIFFERENCE : 0.000		
LAP	SECTOR 1	SECTOR 2	LAP TIME	MPH	DIFF	TIME OF DAY
1 -		45.530	2:23.356 (3)	74.55	9.865	15:16:16.732
2 -	1:30.153	45.118	2:15.271 (2)	79.01	1.780	15:18:32.003
3 -	<b>1:29.613</b>	<b>43.878</b>	<b>2:13.491 (1)</b>	<b>80.06</b>		<b>15:20:45.494</b>

P6 85		James ROBINSON		Kawasaki ZXR400 - claire palastanga ceramics		
IDEAL LAP TIME : 2:14.725		BEST LAP TIME : 2:14.725		DIFFERENCE : 0.000		
LAP	SECTOR 1	SECTOR 2	LAP TIME	MPH	DIFF	TIME OF DAY
1 -		45.772	2:22.444 (3)	75.03	7.719	15:16:15.820
2 -	1:30.907	45.141	2:16.048 (2)	78.56	1.323	15:18:31.868
3 -	<b>1:29.884</b>	<b>44.841</b>	<b>2:14.725 (1)</b>	<b>79.33</b>		<b>15:20:46.593</b>

P7 30 S		Alan COOPER		Yamaha TZR250 - twistgrip motorcycles		
IDEAL LAP TIME : 2:15.567		BEST LAP TIME : 2:15.567		DIFFERENCE : 0.000		
LAP	SECTOR 1	SECTOR 2	LAP TIME	MPH	DIFF	TIME OF DAY
1 -		45.457	2:23.694 (3)	74.38	8.127	15:16:17.070
2 -	<b>1:30.532</b>	<b>45.035</b>	<b>2:15.567 (1)</b>	<b>78.83</b>		<b>15:18:32.637</b>
3 -	1:30.954	45.332	2:16.286 (2)	78.42	0.719	15:20:48.923

P8 15		Chloe JONES		Yamaha R3 - RICH ENERGY OMG RACING		
IDEAL LAP TIME : 2:15.688		BEST LAP TIME : 2:15.688		DIFFERENCE : 0.000		
LAP	SECTOR 1	SECTOR 2	LAP TIME	MPH	DIFF	TIME OF DAY
1 -		45.646	2:23.777 (3)	74.33	8.089	15:16:17.153
2 -	1:30.877	45.362	2:16.239 (2)	78.45	0.551	15:18:33.392
3 -	<b>1:30.712</b>	<b>44.976</b>	<b>2:15.688 (1)</b>	<b>78.76</b>		<b>15:20:49.080</b>

Weather / Track : Cloudy / Dry

Snetterton 300  
Circuit Length = 2.9689 miles  
Start: 15:13 Flag 15:20 End: 15:22



# BMCRC - MRO Championships 2021 - Rnd 2 @ Snetterton 300

## EDlasia Formula 400 & Blue Haze GP

### RACE 8 - SECTOR ANALYSIS



SECTOR 1 = FL to I1, SECTOR 2 = I1 to FL, DIFF = Difference To Personal Best Lap, P = Crossed Finish Line in Pit Lane, D = Time Disallowed

P9 351 S		Sam DIGBY-BAKER		Kawasaki ZXR400 -		
IDEAL LAP TIME : 2:18.412		BEST LAP TIME : 2:18.591		DIFFERENCE : 0.179		
LAP	SECTOR 1	SECTOR 2	LAP TIME	MPH	DIFF	TIME OF DAY
1 -		46.140	2:25.829 (3)	73.29	7.238	15:16:19.205
2 -	<b>1:32.808</b>	45.854	2:18.662 (2)	77.08	0.071	15:18:37.867
3 -	1:32.987	<b>45.604</b>	<b>2:18.591 (1)</b>	<b>77.11</b>		<b>15:20:56.458</b>

P10 52		Gary JARMAN		Kawasaki ZXR 400 -		
IDEAL LAP TIME : 2:18.254		BEST LAP TIME : 2:18.254		DIFFERENCE : 0.000		
LAP	SECTOR 1	SECTOR 2	LAP TIME	MPH	DIFF	TIME OF DAY
1 -		46.294	2:26.000 (3)	73.20	7.746	15:16:19.376
2 -	1:32.807	46.088	2:18.895 (2)	76.95	0.641	15:18:38.271
3 -	<b>1:32.654</b>	<b>45.600</b>	<b>2:18.254 (1)</b>	<b>77.30</b>		<b>15:20:56.525</b>

P11 47		Allan CLARK		Kawasaki ZXR400 - A Clark & Sons Builders		
IDEAL LAP TIME : 2:18.133		BEST LAP TIME : 2:18.315		DIFFERENCE : 0.182		
LAP	SECTOR 1	SECTOR 2	LAP TIME	MPH	DIFF	TIME OF DAY
1 -		46.205	2:27.037 (3)	72.68	8.722	15:16:20.413
2 -	1:32.630	<b>45.951</b>	2:18.581 (2)	77.12	0.266	15:18:38.994
3 -	<b>1:32.182</b>	46.133	<b>2:18.315 (1)</b>	<b>77.27</b>		<b>15:20:57.309</b>

P12 7		Roy DEWHURST		Kawasaki ZXR 400 - Dawn		
IDEAL LAP TIME : 2:22.575		BEST LAP TIME : 2:22.575		DIFFERENCE : 0.000		
LAP	SECTOR 1	SECTOR 2	LAP TIME	MPH	DIFF	TIME OF DAY
1 -		48.921	2:34.079 (3)	69.36	11.504	15:16:27.455
2 -	1:36.214	50.163	2:26.377 (2)	73.01	3.802	15:18:53.832
3 -	<b>1:34.688</b>	<b>47.887</b>	<b>2:22.575 (1)</b>	<b>74.96</b>		<b>15:21:16.407</b>

P13 222 S		Matthew EPPS		Kawasaki ZXR400 - M.E Vehicle Repairs		
IDEAL LAP TIME : 2:24.772		BEST LAP TIME : 2:24.772		DIFFERENCE : 0.000		
LAP	SECTOR 1	SECTOR 2	LAP TIME	MPH	DIFF	TIME OF DAY
1 -		50.363	2:35.873 (3)	68.56	11.101	15:16:29.249
2 -	1:36.216	49.389	2:25.605 (2)	73.40	0.833	15:18:54.854
3 -	<b>1:35.771</b>	<b>49.001</b>	<b>2:24.772 (1)</b>	<b>73.82</b>		<b>15:21:19.626</b>

P14 91		Kevin NEAL		Kawasaki ZXR400 -		
IDEAL LAP TIME : 2:23.064		BEST LAP TIME : 2:23.064		DIFFERENCE : 0.000		
LAP	SECTOR 1	SECTOR 2	LAP TIME	MPH	DIFF	TIME OF DAY
1 -		49.943	2:35.703 (3)	68.64	12.639	15:16:29.079
2 -	1:36.533	51.868	2:28.401 (2)	72.02	5.337	15:18:57.480
3 -	<b>1:36.171</b>	<b>46.893</b>	<b>2:23.064 (1)</b>	<b>74.70</b>		<b>15:21:20.544</b>

P15 32 R		Conor MURRAY		Kawasaki NINJA 300 -		
IDEAL LAP TIME : 2:24.759		BEST LAP TIME : 2:24.759		DIFFERENCE : 0.000		
LAP	SECTOR 1	SECTOR 2	LAP TIME	MPH	DIFF	TIME OF DAY
1 -		49.708	2:34.560 (3)	69.15	9.801	15:16:27.936
2 -	1:37.809	50.433	2:28.242 (2)	72.09	3.483	15:18:56.178
3 -	<b>1:36.390</b>	<b>48.369</b>	<b>2:24.759 (1)</b>	<b>73.83</b>		<b>15:21:20.937</b>

P16 51 GP		Kevin WHOLEY		Yamaha TZ 250 - Twistgrip Motorcycles		
IDEAL LAP TIME : 2:07.673		BEST LAP TIME : 2:08.162		DIFFERENCE : 0.489		
LAP	SECTOR 1	SECTOR 2	LAP TIME	MPH	DIFF	TIME OF DAY
1 -		42.382	3:17.871 (3)	54.01	1:09.709	15:17:11.247
2 -	<b>1:25.422</b>	42.830	2:08.252 (2)	83.33	0.090	15:19:19.499
3 -	1:25.911	<b>42.251</b>	<b>2:08.162 (1)</b>	<b>83.39</b>		<b>15:21:27.661</b>

Weather / Track : Cloudy / Dry

Snetterton 300  
Circuit Length = 2.9689 miles  
Start: 15:13 Flag 15:20 End: 15:22

# BMCRC - MRO Championships 2021 - Rnd 2 @ Snetterton 300

## EDlasia Formula 400 & Blue Haze GP

### RACE 8 - SECTOR ANALYSIS



SECTOR 1 = FL to I1, SECTOR 2 = I1 to FL, DIFF = Difference To Personal Best Lap, P = Crossed Finish Line in Pit Lane, D = Time Disallowed

<b>P17</b>	<b>22 GP</b>	<b>Rik BALLERINI</b>	Yamaha SPONDON TZ250 - SCLS LTD, GECKO RACING, CAI			
IDEAL LAP TIME : 2:08.500		BEST LAP TIME : 2:08.793	DIFFERENCE : 0.293			
LAP	SECTOR 1	SECTOR 2	LAP TIME	MPH	DIFF	TIME OF DAY
1 -		<b>43.079</b>	3:16.269 <b>(3)</b>	54.45	1:07.476	15:17:09.645
2 -	1:26.685	43.598	2:10.283 <b>(2)</b>	82.03	1.490	15:19:19.928
3 -	<b>1:25.421</b>	43.372	<b>2:08.793 (1)</b>	<b>82.98</b>		<b>15:21:28.721</b>
<b>P18</b>	<b>286 S</b>	<b>Dan NEMATI</b>	Honda VFR - OAL Connected			
IDEAL LAP TIME : 2:31.768		BEST LAP TIME : 2:31.768	DIFFERENCE : 0.000			
LAP	SECTOR 1	SECTOR 2	LAP TIME	MPH	DIFF	TIME OF DAY
1 -		52.284	2:42.552 <b>(3)</b>	65.75	10.784	15:16:35.928
2 -	<b>1:41.779</b>	<b>49.989</b>	<b>2:31.768 (1)</b>	<b>70.42</b>		<b>15:19:07.696</b>
3 -	1:42.552	50.735	2:33.287 <b>(2)</b>	69.72	1.519	15:21:40.983
<b>P19</b>	<b>8 GP</b>	<b>Phil ATKINSON</b>	Yamaha TZ350 - Rose mot centre			
IDEAL LAP TIME : 2:13.379		BEST LAP TIME : 2:13.379	DIFFERENCE : 0.000			
LAP	SECTOR 1	SECTOR 2	LAP TIME	MPH	DIFF	TIME OF DAY
1 -		45.508	3:21.114 <b>(3)</b>	53.14	1:07.735	15:17:14.490
2 -	<b>1:29.060</b>	<b>44.319</b>	<b>2:13.379 (1)</b>	<b>80.13</b>		<b>15:19:27.869</b>
3 -	1:29.562	45.584	2:15.146 <b>(2)</b>	79.08	1.767	15:21:43.015
<b>P20</b>	<b>11 GP</b>	<b>Gael MACHARD</b>	Yamaha TZ 250 4DP -			
IDEAL LAP TIME : 2:13.022		BEST LAP TIME : 2:13.784	DIFFERENCE : 0.762			
LAP	SECTOR 1	SECTOR 2	LAP TIME	MPH	DIFF	TIME OF DAY
1 -		<b>43.920</b>	3:20.415 <b>(3)</b>	53.32	1:06.631	15:17:13.791
2 -	<b>1:29.102</b>	44.682	<b>2:13.784 (1)</b>	<b>79.89</b>		<b>15:19:27.575</b>
3 -	1:29.746	46.592	2:16.338 <b>(2)</b>	78.39	2.554	15:21:43.913
<b>P21</b>	<b>3 GP</b>	<b>Tom BARRETT</b>	Honda RS250 - RGV Workshop			
IDEAL LAP TIME : 2:12.098		BEST LAP TIME : 2:13.256	DIFFERENCE : 1.158			
LAP	SECTOR 1	SECTOR 2	LAP TIME	MPH	DIFF	TIME OF DAY
1 -		44.398	3:25.003 <b>(3)</b>	52.13	1:11.747	15:17:18.379
2 -	1:29.064	<b>44.192</b>	<b>2:13.256 (1)</b>	<b>80.20</b>		<b>15:19:31.635</b>
3 -	<b>1:27.906</b>	45.758	2:13.664 <b>(2)</b>	79.96	0.408	15:21:45.299
<b>P22</b>	<b>73 S/R</b>	<b>Colvin TURNER</b>	Yamaha TZR250 -			
IDEAL LAP TIME : 2:29.341		BEST LAP TIME : 2:30.569	DIFFERENCE : 1.228			
LAP	SECTOR 1	SECTOR 2	LAP TIME	MPH	DIFF	TIME OF DAY
1 -		<b>50.075</b>	2:37.282 <b>(3)</b>	67.95	6.713	15:16:30.658
2 -	<b>1:39.266</b>	51.303	<b>2:30.569 (1)</b>	<b>70.98</b>		<b>15:19:01.227</b>
3 -	1:43.565	51.507	2:35.072 <b>(2)</b>	68.92	4.503	15:21:36.299
<b>P23</b>	<b>183 R</b>	<b>Simon CHAPPELL</b>	Kawasaki NINJA 300 -			
IDEAL LAP TIME : 2:33.403		BEST LAP TIME : 2:35.192	DIFFERENCE : 1.789			
LAP	SECTOR 1	SECTOR 2	LAP TIME	MPH	DIFF	TIME OF DAY
1 -		54.016	2:43.915 <b>(3)</b>	65.20	8.723	15:16:37.291
2 -	1:42.788	<b>52.420</b>	2:35.208 <b>(2)</b>	68.86	0.016	15:19:12.499
3 -	<b>1:40.983</b>	54.209	<b>2:35.192 (1)</b>	<b>68.87</b>		<b>15:21:47.691</b>
<b>P24</b>	<b>75 R</b>	<b>Jonathan ADEDOTUN</b>	Kawasaki NINJA 300 -			
IDEAL LAP TIME : 2:34.209		BEST LAP TIME : 2:34.209	DIFFERENCE : 0.000			
LAP	SECTOR 1	SECTOR 2	LAP TIME	MPH	DIFF	TIME OF DAY
1 -		52.739	2:43.984 <b>(3)</b>	65.17	9.775	15:16:37.360
2 -	1:42.925	53.252	2:36.177 <b>(2)</b>	68.43	1.968	15:19:13.537
3 -	<b>1:42.441</b>	<b>51.768</b>	<b>2:34.209 (1)</b>	<b>69.30</b>		<b>15:21:47.746</b>

Weather / Track : Cloudy / Dry

Snetterton 300  
Circuit Length = 2.9689 miles  
Start: 15:13 Flag 15:20 End: 15:22

# BMCRG - MRO Championships 2021 - Rnd 2 @ Snetterton 300

## EDlasia Formula 400 & Blue Haze GP

### RACE 8 - SECTOR ANALYSIS



SECTOR 1 = FL to I1, SECTOR 2 = I1 to FL, DIFF = Difference To Personal Best Lap, P = Crossed Finish Line in Pit Lane, D = Time Disallowed

<b>P25</b>	<b>77 GP</b>	<b>Andrew GLASGOW</b>	Yamaha TZ250 5KE - Hiab service (hw) ltd			
IDEAL LAP TIME : 2:16.304		BEST LAP TIME : 2:16.671		DIFFERENCE : 0.367		
LAP	SECTOR 1	SECTOR 2	LAP TIME	MPH	DIFF	TIME OF DAY
1 -		<b>44.825</b>	3:23.752 (3)	52.45	1:07.081	15:17:17.128
2 -	<b>1:31.479</b>	45.192	<b>2:16.671 (1)</b>	<b>78.20</b>		<b>15:19:33.799</b>
3 -	1:31.860	45.454	2:17.314 (2)	77.83	0.643	15:21:51.113
<b>P26</b>	<b>92 GP</b>	<b>Jordan WAINWRIGHT</b>	Yamaha TZ250T -			
IDEAL LAP TIME : 2:20.040		BEST LAP TIME : 2:20.040		DIFFERENCE : 0.000		
LAP	SECTOR 1	SECTOR 2	LAP TIME	MPH	DIFF	TIME OF DAY
1 -		47.625	3:28.464 (3)	51.27	1:08.424	15:17:21.840
2 -	1:33.615	47.245	2:20.860 (2)	75.87	0.820	15:19:42.700
3 -	<b>1:33.151</b>	<b>46.889</b>	<b>2:20.040 (1)</b>	<b>76.32</b>		<b>15:22:02.740</b>
<b>P27</b>	<b>14 GP</b>	<b>Vince CUNDLE</b>	Yamaha TZ 250 - FONDSECA			
IDEAL LAP TIME : 2:20.245		BEST LAP TIME : 2:20.245		DIFFERENCE : 0.000		
LAP	SECTOR 1	SECTOR 2	LAP TIME	MPH	DIFF	TIME OF DAY
1 -		47.247	3:29.178 (3)	51.09	1:08.933	15:17:22.554
2 -	1:33.944	46.867	2:20.811 (2)	75.90	0.566	15:19:43.365
3 -	<b>1:33.884</b>	<b>46.361</b>	<b>2:20.245 (1)</b>	<b>76.21</b>		<b>15:22:03.610</b>
<b>P28</b>	<b>132 GP</b>	<b>Paul WHITING</b>	Yamaha TZ250T - John Whiting			
IDEAL LAP TIME : 2:22.221		BEST LAP TIME : 2:22.221		DIFFERENCE : 0.000		
LAP	SECTOR 1	SECTOR 2	LAP TIME	MPH	DIFF	TIME OF DAY
1 -		48.094	3:30.906 (3)	50.67	1:08.685	15:17:24.282
2 -	1:36.553	48.390	2:24.943 (2)	73.73	2.722	15:19:49.225
3 -	<b>1:35.340</b>	<b>46.881</b>	<b>2:22.221 (1)</b>	<b>75.15</b>		<b>15:22:11.446</b>
<b>P29</b>	<b>88 GP</b>	<b>George PRINOS</b>	Yamaha TZ250 - KAPPA PLANNING LTD			
IDEAL LAP TIME : 2:22.346		BEST LAP TIME : 2:22.437		DIFFERENCE : 0.091		
LAP	SECTOR 1	SECTOR 2	LAP TIME	MPH	DIFF	TIME OF DAY
1 -		49.038	3:34.114 (3)	49.91	1:11.677	15:17:27.490
2 -	<b>1:34.213</b>	48.745	2:22.958 (2)	74.76	0.521	15:19:50.448
3 -	1:34.304	<b>48.133</b>	<b>2:22.437 (1)</b>	<b>75.03</b>		<b>15:22:12.885</b>
<b>P30</b>	<b>21 GP</b>	<b>Stuart THURTLÉ</b>	Yamaha TZ250B 3YL - TeamTortoise Racing			
IDEAL LAP TIME : 2:22.560		BEST LAP TIME : 2:23.972		DIFFERENCE : 1.412		
LAP	SECTOR 1	SECTOR 2	LAP TIME	MPH	DIFF	TIME OF DAY
1 -		<b>47.664</b>	3:31.449 (3)	50.54	1:07.477	15:17:24.825
2 -	1:35.252	48.866	2:24.118 (2)	74.16	0.146	15:19:48.943
3 -	<b>1:34.896</b>	49.076	<b>2:23.972 (1)</b>	<b>74.23</b>		<b>15:22:12.915</b>
<b>P31</b>	<b>144 GP</b>	<b>Steve DUNN</b>	Yamaha TZ250 -			
IDEAL LAP TIME : 2:27.719		BEST LAP TIME : 2:28.580		DIFFERENCE : 0.861		
LAP	SECTOR 1	SECTOR 2	LAP TIME	MPH	DIFF	TIME OF DAY
1 -		<b>50.082</b>	3:36.662 (3)	49.33	1:08.082	15:17:30.038
2 -	1:37.830	50.880	2:28.710 (2)	71.87	0.130	15:19:58.748
3 -	<b>1:37.637</b>	50.943	<b>2:28.580 (1)</b>	<b>71.93</b>		<b>15:22:27.328</b>

Weather / Track : Cloudy / Dry

Snetterton 300  
Circuit Length = 2.9689 miles  
Start: 15:13 Flag 15:20 End: 15:22

# BMCRC - MRO Championships 2021 - Rnd 2 @ Snetterton 300

## EDlasia Formula 400 & Blue Haze GP

### RACE 8 - BEST SECTORS

SECTOR 1				SECTOR 2				IDEAL / BEST COMPARISON				
POS	NO	NAME	TIME	NO	NAME	TIME	POS	NO	NAME	IDEAL	BEST	DIFF
									<b>PERFECT LAP</b>	<b>2:07.672</b>		
1	22	BALLERINI	1:25.421	51	WHOLEY	42.251	1	51	WHOLEY	2:07.673	2:08.162	0.489
2	51	WHOLEY	1:25.422	48	WELSH	42.545	2	22	BALLERINI	2:08.500	2:08.793	0.293
3	48	WELSH	1:26.379	22	BALLERINI	43.079	3	48	WELSH	2:08.924	2:08.924	0.000
4	152	DIXON	1:27.611	152	DIXON	43.772	4	152	DIXON	2:11.383	2:11.802	0.419
5	3	BARRETT	1:27.906	44	DUFTON	43.878	5	3	BARRETT	2:12.098	2:13.256	1.158
6	4	SEATH	1:29.009	11	MACHARD	43.920	6	11	MACHARD	2:13.022	2:13.784	0.762
7	8	ATKINSON	1:29.060	3	BARRETT	44.192	7	8	ATKINSON	2:13.379	2:13.379	0.000
8	11	MACHARD	1:29.102	8	ATKINSON	44.319	8	44	DUFTON	2:13.491	2:13.491	0.000
9	470	FARRAGHER	1:29.146	470	FARRAGHER	44.357	9	470	FARRAGHER	2:13.503	2:13.503	0.000
10	44	DUFTON	1:29.613	4	SEATH	44.618	10	4	SEATH	2:13.627	2:13.666	0.039
11	85	ROBINSON	1:29.884	77	GLASGOW	44.825	11	85	ROBINSON	2:14.725	2:14.725	0.000
12	30	COOPER	1:30.532	85	ROBINSON	44.841	12	30	COOPER	2:15.567	2:15.567	0.000
13	15	JONES	1:30.712	15	JONES	44.976	13	15	JONES	2:15.688	2:15.688	0.000
14	77	GLASGOW	1:31.479	30	COOPER	45.035	14	77	GLASGOW	2:16.304	2:16.671	0.367
15	47	CLARK	1:32.182	52	JARMAN	45.600	15	47	CLARK	2:18.133	2:18.315	0.182
16	52	JARMAN	1:32.654	351	DIGBY-BAKER	45.604	16	52	JARMAN	2:18.254	2:18.254	0.000
17	351	DIGBY-BAKER	1:32.808	47	CLARK	45.951	17	351	DIGBY-BAKER	2:18.412	2:18.591	0.179
18	92	WAINWRIGHT	1:33.151	14	CUNDLE	46.361	18	92	WAINWRIGHT	2:20.040	2:20.040	0.000
19	14	CUNDLE	1:33.884	132	WHITING	46.881	19	14	CUNDLE	2:20.245	2:20.245	0.000
20	88	PRINOS	1:34.213	92	WAINWRIGHT	46.889	20	132	WHITING	2:22.221	2:22.221	0.000
21	7	DEWHURST	1:34.688	91	NEAL	46.893	21	88	PRINOS	2:22.346	2:22.437	0.091
22	21	THURTL	1:34.896	21	THURTL	47.664	22	21	THURTL	2:22.560	2:23.972	1.412
23	132	WHITING	1:35.340	7	DEWHURST	47.887	23	7	DEWHURST	2:22.575	2:22.575	0.000
24	222	EPPS	1:35.771	88	PRINOS	48.133	24	91	NEAL	2:23.064	2:23.064	0.000
25	91	NEAL	1:36.171	32	MURRAY	48.369	25	32	MURRAY	2:24.759	2:24.759	0.000
26	32	MURRAY	1:36.390	222	EPPS	49.001	26	222	EPPS	2:24.772	2:24.772	0.000
27	144	DUNN	1:37.637	286	NEMATI	49.989	27	144	DUNN	2:27.719	2:28.580	0.861
28	73	TURNER	1:39.266	73	TURNER	50.075	28	73	TURNER	2:29.341	2:30.569	1.228
29	183	CHAPPELL	1:40.983	144	DUNN	50.082	29	286	NEMATI	2:31.768	2:31.768	0.000
30	286	NEMATI	1:41.779	75	ADEDOTUN	51.768	30	183	CHAPPELL	2:33.403	2:35.192	1.789
31	75	ADEDOTUN	1:42.441	183	CHAPPELL	52.420	31	75	ADEDOTUN	2:34.209	2:34.209	0.000
32												
33												

Weather / Track : Cloudy / Dry

Snetterton 300

Circuit Length = 2.9689 miles

Start: 15:13 Flag 15:20 End: 15:22

Results can be found at [www.tsl-timing.com](http://www.tsl-timing.com)

Printed - 15:23 Saturday, 29 May 2021

# BMCRC - MRO Championships 2021 - Rnd 2 @ Snetterton 300

## EDlasia Formula 400 & Blue Haze GP

### RACE 8 - STATISTICS

**Competitors Started** 31  
**Planned Start** 2021-05-29 @ 14:21:00.000  
**Actual Start** 2021-05-29 @ 15:13:53.375  
**Finish Time** 2021-05-29 @ 15:20:26.527  
**Track Length** 2.9689mi.  
**Total Laps** 93  
**Total Distance Covered** 276.1087mi.

#### Session Fastest Lap History

NO	CL	NAME	LAP TIME	TIME OF DAY	LAP	VEHICLE
48		Richie WELSH	<b>2:14.523</b>	15:16:07.907	1	Yamaha FZR 400 RRSP
48		Richie WELSH	<b>2:08.924</b>	15:18:16.831	2	Yamaha FZR 400 RRSP
51	GP	Kevin WHOLEY	<b>2:08.252</b>	15:19:19.515	2	Yamaha TZ 250
51	GP	Kevin WHOLEY	<b>2:08.162</b>	15:21:27.678	3	Yamaha TZ 250

#### Session Leader History

NO	CL	NAME	FROM LAP	LAPS LED	DISTANCE	VEHICLE
48		Richie WELSH	1	3	8.90 miles	Yamaha FZR 400 RRSP

#### Flag History

TYPE	TIME OF DAY
GREEN	15:13:53.375
FINISH	15:20:26.527

#### Flag Statistics

TYPE	COUNT	TOTAL LAPS	TOTAL TIME
Green	1	3	8:40.944
Red	0	0	0.000
Safety Car	0	0	0.000
FCY	0	0	0.000

Weather / Track : Cloudy / Dry

# BMCRC - MRO Championships 2021 - Rnd 2 @ Snetterton 300

## EDlasia Formula 400 & Blue Haze GP

### RACE 8 - STATISTICS

**CLASS :**

11 Starters

#### Fastest Lap History

NO	NAME	LAP TIME	TIME OF DAY	LAP	VEHICLE
48	Richie WELSH	<b>2:14.523</b>	15:16:07.907	1	Yamaha FZR 400 RRSP
48	Richie WELSH	<b>2:08.924</b>	15:18:16.831	2	Yamaha FZR 400 RRSP

#### Leader History

NO	NAME	FROM LAP	LAPS LED	DISTANCE	VEHICLE
48	Richie WELSH	1	3	8.90 miles	Yamaha FZR 400 RRSP

# BMCRC - MRO Championships 2021 - Rnd 2 @ Snetterton 300

## EDlasia Formula 400 & Blue Haze GP

### RACE 8 - STATISTICS

**CLASS : R**

**3 Starters**

#### Fastest Lap History

NO	NAME	LAP TIME	TIME OF DAY	LAP	VEHICLE
32	Conor MURRAY	<b>2:34.560</b>	15:16:27.945	1	Kawasaki NINJA 300
32	Conor MURRAY	<b>2:28.242</b>	15:18:56.186	2	Kawasaki NINJA 300
32	Conor MURRAY	<b>2:24.759</b>	15:21:20.945	3	Kawasaki NINJA 300

#### Leader History

NO	NAME	FROM LAP	LAPS LED	DISTANCE	VEHICLE
32	Conor MURRAY	1	3	8.90 miles	Kawasaki NINJA 300

# BMCRC - MRO Championships 2021 - Rnd 2 @ Snetterton 300

## EDlasia Formula 400 & Blue Haze GP

### RACE 8 - STATISTICS

**CLASS : S**

4 Starters

#### Fastest Lap History

NO	NAME	LAP TIME	TIME OF DAY	LAP	VEHICLE
30	Alan COOPER	<b>2:23.694</b>	15:16:17.090	1	Yamaha TZR250
30	Alan COOPER	<b>2:15.567</b>	15:18:32.658	2	Yamaha TZR250

#### Leader History

NO	NAME	FROM LAP	LAPS LED	DISTANCE	VEHICLE
30	Alan COOPER	1	3	8.90 miles	Yamaha TZR250



# BMCRC - MRO Championships 2021 - Rnd 2 @ Snetterton 300

## EDlasia Formula 400 & Blue Haze GP

### RACE 8 - STATISTICS

**CLASS : S/R**

1 Starters

#### Fastest Lap History

NO	NAME	LAP TIME	TIME OF DAY	LAP	VEHICLE
73	Colvin TURNER	<b>2:37.282</b>	15:16:30.684	1	Yamaha TZR250
73	Colvin TURNER	<b>2:30.569</b>	15:19:01.255	2	Yamaha TZR250

#### Leader History

NO	NAME	FROM LAP	LAPS LED	DISTANCE	VEHICLE
73	Colvin TURNER	1	3	8.90 miles	Yamaha TZR250

# BMCRC - MRO Championships 2021 - Rnd 2 @ Snetterton 300

## EDlasia Formula 400 & Blue Haze GP

### RACE 8 - STATISTICS

**CLASS : GP**

12 Starters

#### Fastest Lap History

NO	NAME	LAP TIME	TIME OF DAY	LAP	VEHICLE
22	Rik BALLERINI	3:16.269	15:17:09.653	1	Yamaha SPONDON TZ250
51	Kevin WHOLEY	2:08.252	15:19:19.515	2	Yamaha TZ 250
51	Kevin WHOLEY	2:08.162	15:21:27.678	3	Yamaha TZ 250

#### Leader History

NO	NAME	FROM LAP	LAPS LED	DISTANCE	VEHICLE
22	Rik BALLERINI	1	1	2.96 miles	Yamaha SPONDON TZ250
51	Kevin WHOLEY	2	2	5.93 miles	Yamaha TZ 250

BMCRC - MRO Championships 2021 - Rnd 2 @ Snetterton 300



EDlasia Formula 400 & Blue Haze GP



RACE 17 - GRID (5 Laps)

ROW 14	42		41	58	Chris ROSE	40	57	Liam McCARTER						
ROW 13		39	0	Paul TOLAND	38	64	Phil ELLIS	37	174	David BOWLER				
ROW 12		36	144	Steve DUNN	2:28.580	35	21	Stuart THURTLÉ	2:23.972	34	88	George PRINOS	2:22.437	
ROW 11			33	132	Paul WHITING	2:22.221	32	14	Vince CUNDLE	2:20.245	31	92	Jordan WAINWRIGHT	2:20.040
ROW 10		30	77	Andrew GLASGOW	2:16.671	29	11	Gael MACHARD	2:13.784	28	8	Phil ATKINSON	2:13.379	
ROW 9			27	3	Tom BARRETT	2:13.256	26	22	Rik BALLERINI	2:08.793	25	51	Kevin WHOLEY	2:08.162
ROW 8	24		23				22							
ROW 7			21	121	Richard NEWMAN		20	33	Carl JOHNSTONE		19	183	Simon CHAPPELL	2:35.192
ROW 6		18	75	Jonathan ADEDOTUN	2:34.209	17	286	Dan NEMATI	2:31.768	16	73	Colvin TURNER	2:30.569	
ROW 5			15	222	Matthew EPPS	2:24.772	14	32	Conor MURRAY	2:24.759	13	91	Kevin NEAL	2:23.064
ROW 4		12	7	Roy DEWHURST	2:22.575	11	351	Sam DIGBY-BAKER	2:18.591	10	47	Allan CLARK	2:18.315	
ROW 3			9	52	Gary JARMAN	2:18.254	8	15	Chloe JONES	2:15.688	7	30	Alan COOPER	2:15.567
ROW 2		6	85	James ROBINSON	2:14.725	5	4	James SEATH	2:13.666	4	470	Joe FARRAGHER	2:13.503	
ROW 1			3	44	Elliot DUFTON	2:13.491	2	152	Kam DIXON	2:11.802	1	48	Richie WELSH	2:08.924

**Pole**



These results are provisional until the conclusion of any judicial and technical matters. Snetterton 300  
Circuit Length = 2.9689 miles

Clerk Of Course :	Stewards :	Timekeeper : Craig Smith
-------------------	------------	--------------------------

Results can be found at [www.tsl-timing.com](http://www.tsl-timing.com) Printed - 15:26 Saturday, 29 May 2021



# BMCRC - MRO Championships 2021 - Rnd 2 @ Snetterton 300

## EDlasia Formula 400 & Blue Haze GP

### RACE 17 - CLASSIFICATION



POS	NO	CL	PIC NAME	ENTRY	LAPS	TIME	GAP	DIFF	MPH	BEST	ON
1	48		1 Richie WELSH	Yamaha FZR 400 RRSP - EDEN'S BABY EXPERIE	5	10:49.872			82.23	2:08.344	2
2	152		2 Kam DIXON	Kawasaki NINJA 400 - Delicious Race Wear	5	10:51.512	1.640	1.640	82.02	2:08.743	3
3	4		3 James SEATH	Kawasaki ZXR400 L9 - Ovenden Earthmoving	5	11:09.111	19.239	17.599	79.86	2:11.038	5
4	470		4 Joe FARRAGHER	Kawasaki NINJA 400 - J C Utilities Ltd	5	11:10.293	20.421	1.182	79.72	2:12.410	3
5	44		5 Elliot DUFTON	Kawasaki NINJA 400 - Dad	5	11:10.374	20.502	0.081	79.71	2:12.391	5
6	85		6 James ROBINSON	Kawasaki ZXR400 - claire palastanga ceramics	5	11:20.866	30.994	10.492	78.48	2:13.644	2
7	91		7 Kevin NEAL	Kawasaki ZXR400 -	5	11:26.856	36.984	5.990	77.80	2:15.404	2
8	351	S	1 Sam DIGBY-BAKER	Kawasaki ZXR400 -	5	11:28.574	38.702	1.718	77.61	2:13.973	5
9	30	S	2 Alan COOPER	Yamaha TZR250 - twistgrip motorcycles	5	11:29.306	39.434	0.732	77.52	2:14.400	5
10	47		8 Allan CLARK	Kawasaki ZXR400 - A Clark & Sons Builders	5	11:32.743	42.871	3.437	77.14	2:15.203	3
11	52		9 Gary JARMAN	Kawasaki ZXR 400 -	5	11:33.007	43.135	0.264	77.11	2:15.355	5
12	33	S	3 Carl JOHNSTONE	Yamaha FZR400RR - EDlasia	5	11:38.556	48.684	5.549	76.50	2:16.637	2
13	51	GP	1 Kevin WHOLEY	Yamaha TZ 250 - Twistgrip Motorcycles	5	11:43.743	53.871	5.187	75.93	2:08.261	5
14	22	GP	2 Rik BALLERINI	Yamaha SPONDON TZ250 - SCLS LTD, GECKO R/	5	11:48.707	58.835	4.964	75.40	2:08.746	2
15	8	GP	3 Phil ATKINSON	Yamaha TZ350 - Rose mot centre	5	12:03.497	1:13.625	14.790	73.86	2:12.225	5
16	11	GP	4 Gael MACHARD	Yamaha TZ 250 4DP -	5	12:03.516	1:13.644	0.019	73.86	2:11.899	5
17	3	GP	5 Tom BARRETT	Honda RS250 - RGV Workshop	5	12:05.466	1:15.594	1.950	73.66	2:11.732	2
18	57	GP	6 Liam McCARTER	Yamaha TZ -	5	12:08.968	1:19.096	3.502	73.30	2:12.775	4
19	7		10 Roy DEWHURST	Kawasaki ZXR 400 - Dawn	5	12:09.557	1:19.685	0.589	73.25	2:21.229	5
20	77	GP	7 Andrew GLASGOW	Yamaha TZ250 5KE - Hiab service (hw) ltd	5	12:23.727	1:33.855	14.170	71.85	2:17.018	3
21	32	R	1 Conor MURRAY	Kawasaki NINJA 300 -	5	12:23.906	1:34.034	0.179	71.83	2:25.662	3
22	222	S	4 Matthew EPPS	Kawasaki ZXR400 - M.E Vehicle Repairs	5	12:24.707	1:34.835	0.801	71.76	2:26.896	3
23	73	S/R	1 Colvin TURNER	Yamaha TZR250 -	5	12:30.295	1:40.423	5.588	71.22	2:27.061	3
24	92	GP	8 Jordan WAINWRIGHT	Yamaha TZ250T -	5	12:30.385	1:40.513	0.090	71.21	2:16.552	4
25	286	S	5 Dan NEMATI	Honda VFR - OAL Connected	5	12:50.279	2:00.407	19.894	69.37	2:31.483	5
26	132	GP	9 Paul WHITING	Yamaha TZ250T - John Whiting	5	12:54.830	2:04.958	4.551	68.97	2:21.437	5
27	14	GP	10 Vince CUNDLE	Yamaha TZ 250 - FONDSECA	5	12:55.096	2:05.224	0.266	68.94	2:22.005	5
28	21	GP	11 Stuart THURTLE	Yamaha TZ250B 3YL - TeamTortoise Racing	5	12:55.387	2:05.515	0.291	68.92	2:21.151	5
29	75	R	2 Jonathan ADEDOTUN	Kawasaki NINJA 300 -	5	12:55.812	2:05.940	0.425	68.88	2:32.044	4
30	88	GP	12 George PRINOS	Yamaha TZ250 - KAPPA PLANNING LTD	5	13:10.558	2:20.686	14.746	67.59	2:22.991	2
31	144	GP	13 Steve DUNN	Yamaha TZ250 -	4	10:52.449	1 Lap	1 Lap	65.52	2:26.431	2

#### NOT CLASSIFIED

DNF	121		Richard NEWMAN	Kawasaki ZXR400L - Dom Spencer	4	9:52.694	1 Lap		72.13	2:25.880	3
DNF	183	R	Simon CHAPPELL	Kawasaki NINJA 300 -	4	10:22.634	1 Lap	29.940	68.66	2:31.415	4
DNF	15		Chloe JONES	Yamaha R3 - RICH ENERGY OMG RACING	1	2:21.882	4 Laps	3 Laps	75.33	2:21.882	1

#### FASTEST LAP

51	GP	Kevin WHOLEY	Yamaha TZ 250 - Twistgrip Motorcycles	5	2:08.261	83.33 mph	134.10 kph
48		Richie WELSH	Yamaha FZR 400 RRSP - EDEN'S BABY EXPERIE	2	2:08.344	83.27 mph	134.02 kph
351	S	Sam DIGBY-BAKER	Kawasaki ZXR400 -	5	2:13.973	79.77 mph	128.39 kph
32	R	Conor MURRAY	Kawasaki NINJA 300 -	3	2:25.662	73.37 mph	118.08 kph
73	S/R	Colvin TURNER	Yamaha TZR250 -	3	2:27.061	72.67 mph	116.96 kph

Class - 92.5% of Race Speed = 76.06 mph  
 Class S - 92.5% of Race Speed = 71.78 mph  
 Class GP - 92.5% of Race Speed = 70.23 mph  
 Class R - 92.5% of Race Speed = 66.44 mph  
 Class S/R - 92.5% of Race Speed = 65.87 mph

Weather / Track : Cloudy / Dry

These results are provisional until the conclusion of any judicial and technical matters.

Snetterton 300: 2.9689 miles  
 Race Distance: 5 Laps / 14.84 miles  
 Start: 17:51 Flag 18:02 End: 18:04

Clerk Of Course :	Stewards :	Timekeeper : Craig Smith
-------------------	------------	--------------------------

Results can be found at [www.tsl-timing.com](http://www.tsl-timing.com)

Printed - 18:05 Saturday, 29 May 2021



# BMCRC - MRO Championships 2021 - Rnd 2 @ Snetterton 300

## EDlasia Formula 400 & Blue Haze GP

### RACE 17 - LAP CHART

LAP 1 @ 17:53:37.924			LAP 2 @ 17:55:46.268			LAP 3 @ 17:57:55.352			LAP 4 @ 18:00:04.092			LAP 5 @ 18:02:13.922		
NO	BEHIND	LAP TIME	NO	BEHIND	LAP TIME	NO	BEHIND	LAP TIME	NO	BEHIND	LAP TIME	NO	BEHIND	LAP TIME
48		2:13.874	48		2:08.344	48		2:09.084	48		2:08.740	48		2:09.830
152	1.246	2:15.120	152	2.364	2:09.462	152	2.023	2:08.743	152	2.039	2:08.756	152	1.640	2:09.431
44	4.068	2:17.942	470	9.388	2:13.006	470	12.714	2:12.410	470	17.600	2:13.626	144	1 Lap	2:30.067
470	4.726	2:18.600	44	9.861	2:14.137	44	13.900	2:13.123	44	17.941	2:12.781	4	19.239	2:11.038
85	5.745	2:19.619	85	11.045	2:13.644	4	14.393	2:12.075	4	18.031	2:12.378	470	20.421	2:12.651
4	6.433	2:20.307	4	11.402	2:13.313	85	15.920	2:13.959	85	22.144	2:14.964	44	20.502	2:12.391
15	8.008	2:21.882	91	16.415	2:15.404	91	23.374	2:16.043	91	30.493	2:15.859	85	30.994	2:18.680
91	9.355	2:23.229	351	18.740	2:17.512	351	26.547	2:16.891	351	34.559	2:16.752	91	36.984	2:16.321
351	9.572	2:23.446	30	21.369	2:17.337	30	26.821	2:14.536	30	34.864	2:16.783	351	38.702	2:13.973
52	10.753	2:24.627	52	21.612	2:19.203	47	28.406	2:15.203	47	36.241	2:16.575	30	39.434	2:14.400
30	12.376	2:26.250	47	22.287	2:16.224	52	30.105	2:17.577	52	37.610	2:16.245	47	42.871	2:16.460
47	14.407	2:28.281	33	23.623	2:16.637	33	31.982	2:17.443	33	40.839	2:17.597	52	43.135	2:15.355
33	15.330	2:29.204	121	36.249	2:25.976	121	53.045	2:25.880	51	55.440	2:09.827	33	48.684	2:17.675
121	18.617	2:32.491	7	38.410	2:26.482	7	53.492	2:24.166	22	58.297	2:10.964	51	53.871	2:08.261
222	19.633	2:33.507	222	38.708	2:27.419	51	54.353	2:08.791	7	1:08.286	2:23.534	22	58.835	2:10.368
7	20.272	2:34.146	73	40.940	2:27.421	22	56.073	2:09.631	8	1:11.230	2:13.143	8	1:13.625	2:12.225
32	21.712	2:35.586	32	41.007	2:27.639	222	56.520	2:26.896	3	1:11.572	2:13.408	11	1:13.644	2:11.899
73	21.863	2:35.737	286	51.217	2:32.146	32	57.585	2:25.662	11	1:11.575	2:14.722	3	1:15.594	2:13.852
183	26.822	2:40.696	51	54.646	2:08.565	73	58.917	2:27.061	121	1:12.652	2:28.347	57	1:19.096	2:13.079
286	27.415	2:41.289	75	54.838	2:34.763	11	1:05.593	2:12.478	57	1:15.847	2:12.775	7	1:19.685	2:21.229
75	28.419	2:42.293	183	54.852	2:36.374	8	1:06.827	2:12.928	222	1:15.986	2:28.206	77	1:33.855	2:17.610
51	54.425	3:08.299	22	55.526	2:08.746	3	1:06.904	2:12.790	32	1:16.867	2:28.022	32	1:34.034	2:26.997
22	55.124	3:08.998	11	1:02.199	2:12.713	57	1:11.812	2:12.891	73	1:18.382	2:28.205	222	1:34.835	2:28.679
11	57.830	3:11.704	8	1:02.983	2:12.483	286	1:14.002	2:31.869	77	1:26.075	2:17.137	73	1:40.423	2:31.871
8	58.844	3:12.718	3	1:03.198	2:11.732	77	1:17.678	2:17.018	92	1:32.119	2:16.552	92	1:40.513	2:18.224
3	59.810	3:13.684	57	1:08.005	2:14.232	75	1:19.304	2:33.550	286	1:38.754	2:33.492	286	2:00.407	2:31.483
77	1:00.485	3:14.359	77	1:09.744	2:17.603	183	1:19.917	2:34.149	183	1:42.592	2:31.415	132	2:04.958	2:21.437
57	1:02.117	3:15.991	92	1:14.410	2:18.830	92	1:24.307	2:18.981	75	1:42.608	2:32.044	14	2:05.224	2:22.005
92	1:03.924	3:17.798	14	1:24.808	2:24.275	132	1:39.102	2:23.176	14	1:53.049	2:22.382	21	2:05.515	2:21.151
14	1:08.877	3:22.751	132	1:25.010	2:23.045	14	1:39.407	2:23.683	132	1:53.351	2:22.989	75	2:05.940	2:33.162
132	1:10.309	3:24.183	21	1:27.926	2:24.360	21	1:41.106	2:22.264	21	1:54.194	2:21.828	88	2:20.686	2:26.949
21	1:11.910	3:25.784	88	1:29.571	2:22.991	88	1:45.349	2:24.862	88	2:03.567	2:26.958			
88	1:14.924	3:28.798	144	1:33.419	2:26.431	144	1:51.080	2:26.745						
144	1:15.332	3:29.206												

Weather / Track : Cloudy / Dry

Snetterton 300

Circuit Length = 2.9689 miles

Start: 17:51 Flag 18:02 End: 18:04

Results can be found at [www.tsl-timing.com](http://www.tsl-timing.com)

Printed - 18:05 Saturday, 29 May 2021

# BMCRC - MRO Championships 2021 - Rnd 2 @ Snetterton 300

## EDlasia Formula 400 & Blue Haze GP

### RACE 17 - SECTOR ANALYSIS



SECTOR 1 = FL to I1, SECTOR 2 = I1 to FL, DIFF = Difference To Personal Best Lap, P = Crossed Finish Line in Pit Lane, D = Time Disallowed

P1 48		Richie WELSH		Yamaha FZR 400 RRSP - EDEN'S BABY EXPERIENCES/ PETI			
IDEAL LAP TIME : 2:08.344		BEST LAP TIME : 2:08.344		DIFFERENCE : 0.000			
LAP	SECTOR 1	SECTOR 2	LAP TIME	MPH	DIFF	TIME OF DAY	
1 -		42.344	2:13.874	79.83	5.530	17:53:37.924	
2 -	<b>1:26.048</b>	<b>42.296</b>	<b>2:08.344 (1)</b>	<b>83.27</b>		<b>17:55:46.268</b>	
3 -	1:26.573	42.511	2:09.084 (3)	82.79	0.740	17:57:55.352	
4 -	1:26.219	42.521	2:08.740 (2)	83.02	0.396	18:00:04.092	
5 -	1:26.492	43.338	2:09.830	82.32	1.486	18:02:13.922	

P2 152		Kam DIXON		Kawasaki NINJA 400 - Delicious Race Wear			
IDEAL LAP TIME : 2:08.359		BEST LAP TIME : 2:08.743		DIFFERENCE : 0.384			
LAP	SECTOR 1	SECTOR 2	LAP TIME	MPH	DIFF	TIME OF DAY	
1 -		42.345	2:15.120	79.10	6.377	17:53:39.170	
2 -	1:27.133	42.329	2:09.462	82.55	0.719	17:55:48.632	
3 -	1:26.546	42.197	<b>2:08.743 (1)</b>	<b>83.01</b>		<b>17:57:57.375</b>	
4 -	1:26.574	<b>42.182</b>	2:08.756 (2)	83.01	0.013	18:00:06.131	
5 -	<b>1:26.177</b>	43.254	2:09.431 (3)	82.57	0.688	18:02:15.562	

P3 4		James SEATH		Kawasaki ZXR400 L9 - Ovenden Earthmoving			
IDEAL LAP TIME : 2:11.038		BEST LAP TIME : 2:11.038		DIFFERENCE : 0.000			
LAP	SECTOR 1	SECTOR 2	LAP TIME	MPH	DIFF	TIME OF DAY	
1 -		44.519	2:20.307	76.17	9.269	17:53:44.357	
2 -	1:28.946	44.367	2:13.313	80.17	2.275	17:55:57.670	
3 -	1:28.566	43.509	2:12.075 (2)	80.92	1.037	17:58:09.745	
4 -	1:28.398	43.980	2:12.378 (3)	80.73	1.340	18:00:22.123	
5 -	<b>1:27.847</b>	<b>43.191</b>	<b>2:11.038 (1)</b>	<b>81.56</b>		<b>18:02:33.161</b>	

P4 470		Joe FARRAGHER		Kawasaki NINJA 400 - J C Utilities Ltd			
IDEAL LAP TIME : 2:12.185		BEST LAP TIME : 2:12.410		DIFFERENCE : 0.225			
LAP	SECTOR 1	SECTOR 2	LAP TIME	MPH	DIFF	TIME OF DAY	
1 -		44.015	2:18.600	77.11	6.190	17:53:42.650	
2 -	1:29.184	43.822	2:13.006 (3)	80.35	0.596	17:55:55.656	
3 -	1:28.756	<b>43.654</b>	<b>2:12.410 (1)</b>	<b>80.71</b>		<b>17:58:08.066</b>	
4 -	1:29.849	43.777	2:13.626	79.98	1.216	18:00:21.692	
5 -	<b>1:28.531</b>	44.120	2:12.651 (2)	80.57	0.241	18:02:34.343	

P5 44		Elliot DUFTON		Kawasaki NINJA 400 - Dad			
IDEAL LAP TIME : 2:12.295		BEST LAP TIME : 2:12.391		DIFFERENCE : 0.096			
LAP	SECTOR 1	SECTOR 2	LAP TIME	MPH	DIFF	TIME OF DAY	
1 -		44.091	2:17.942	77.48	5.551	17:53:41.992	
2 -	1:29.886	44.251	2:14.137	79.68	1.746	17:55:56.129	
3 -	1:29.163	<b>43.960</b>	2:13.123 (3)	80.28	0.732	17:58:09.252	
4 -	1:28.782	43.999	2:12.781 (2)	80.49	0.390	18:00:22.033	
5 -	<b>1:28.335</b>	44.056	<b>2:12.391 (1)</b>	<b>80.73</b>		<b>18:02:34.424</b>	

P6 85		James ROBINSON		Kawasaki ZXR400 - claire palastanga ceramics			
IDEAL LAP TIME : 2:13.644		BEST LAP TIME : 2:13.644		DIFFERENCE : 0.000			
LAP	SECTOR 1	SECTOR 2	LAP TIME	MPH	DIFF	TIME OF DAY	
1 -		44.662	2:19.619	76.55	5.975	17:53:43.669	
2 -	<b>1:29.010</b>	<b>44.634</b>	<b>2:13.644 (1)</b>	<b>79.97</b>		<b>17:55:57.313</b>	
3 -	1:29.132	44.827	2:13.959 (2)	79.78	0.315	17:58:11.272	
4 -	1:29.510	45.454	2:14.964 (3)	79.19	1.320	18:00:26.236	
5 -	1:31.693	46.987	2:18.680	77.07	5.036	18:02:44.916	

Weather / Track : Cloudy / Dry

Snetterton 300  
 Circuit Length = 2.9689 miles  
 Start: 17:51 Flag 18:02 End: 18:04

# BMCRC - MRO Championships 2021 - Rnd 2 @ Snetterton 300

## EDlasia Formula 400 & Blue Haze GP

### RACE 17 - SECTOR ANALYSIS



SECTOR 1 = FL to I1, SECTOR 2 = I1 to FL, DIFF = Difference To Personal Best Lap, P = Crossed Finish Line in Pit Lane, D = Time Disallowed

P7 91		Kevin NEAL		Kawasaki ZXR400 -		
IDEAL LAP TIME : 2:14.367		BEST LAP TIME : 2:15.404		DIFFERENCE : 1.037		
LAP	SECTOR 1	SECTOR 2	LAP TIME	MPH	DIFF	TIME OF DAY
1 -		<b>44.647</b>	2:23.229	74.62	7.825	17:53:47.279
2 -	<b>1:29.720</b>	45.684	<b>2:15.404 (1)</b>	<b>78.93</b>		<b>17:56:02.683</b>
3 -	1:30.622	45.421	2:16.043 (3)	78.56	0.639	17:58:18.726
4 -	1:30.376	45.483	2:15.859 (2)	78.67	0.455	18:00:34.585
5 -	1:30.788	45.533	2:16.321	78.40	0.917	18:02:50.906

P8 351 S		Sam DIGBY-BAKER		Kawasaki ZXR400 -		
IDEAL LAP TIME : 2:13.633		BEST LAP TIME : 2:13.973		DIFFERENCE : 0.340		
LAP	SECTOR 1	SECTOR 2	LAP TIME	MPH	DIFF	TIME OF DAY
1 -		45.605	2:23.446	74.50	9.473	17:53:47.496
2 -	1:31.970	45.542	2:17.512	77.72	3.539	17:56:05.008
3 -	1:31.426	45.465	2:16.891 (3)	78.07	2.918	17:58:21.899
4 -	1:32.556	<b>44.196</b>	2:16.752 (2)	78.15	2.779	18:00:38.651
5 -	<b>1:29.437</b>	44.536	<b>2:13.973 (1)</b>	<b>79.77</b>		<b>18:02:52.624</b>

P9 30 S		Alan COOPER		Yamaha TZR250 - twistgrip motorcycles		
IDEAL LAP TIME : 2:14.002		BEST LAP TIME : 2:14.400		DIFFERENCE : 0.398		
LAP	SECTOR 1	SECTOR 2	LAP TIME	MPH	DIFF	TIME OF DAY
1 -		44.812	2:26.250	73.08	11.850	17:53:50.300
2 -	1:31.197	46.140	2:17.337	77.82	2.937	17:56:07.637
3 -	1:29.969	44.567	2:14.536 (2)	79.44	0.136	17:58:22.173
4 -	1:32.361	<b>44.422</b>	2:16.783 (3)	78.13	2.383	18:00:38.956
5 -	<b>1:29.580</b>	44.820	<b>2:14.400 (1)</b>	<b>79.52</b>		<b>18:02:53.356</b>

P10 47		Allan CLARK		Kawasaki ZXR400 - A Clark & Sons Builders		
IDEAL LAP TIME : 2:15.203		BEST LAP TIME : 2:15.203		DIFFERENCE : 0.000		
LAP	SECTOR 1	SECTOR 2	LAP TIME	MPH	DIFF	TIME OF DAY
1 -		46.106	2:28.281	72.07	13.078	17:53:52.331
2 -	1:30.943	45.281	2:16.224 (2)	78.45	1.021	17:56:08.555
3 -	<b>1:30.283</b>	<b>44.920</b>	<b>2:15.203 (1)</b>	<b>79.05</b>		<b>17:58:23.758</b>
4 -	1:30.955	45.620	2:16.575	78.25	1.372	18:00:40.333
5 -	1:30.651	45.809	2:16.460 (3)	78.32	1.257	18:02:56.793

P11 52		Gary JARMAN		Kawasaki ZXR 400 -		
IDEAL LAP TIME : 2:15.268		BEST LAP TIME : 2:15.355		DIFFERENCE : 0.087		
LAP	SECTOR 1	SECTOR 2	LAP TIME	MPH	DIFF	TIME OF DAY
1 -		45.712	2:24.627	73.90	9.272	17:53:48.677
2 -	1:32.682	46.521	2:19.203	76.78	3.848	17:56:07.880
3 -	1:31.829	45.748	2:17.577 (3)	77.68	2.222	17:58:25.457
4 -	1:30.882	<b>45.363</b>	2:16.245 (2)	78.44	0.890	18:00:41.702
5 -	<b>1:29.905</b>	45.450	<b>2:15.355 (1)</b>	<b>78.96</b>		<b>18:02:57.057</b>

P12 33 S		Carl JOHNSTONE		Yamaha FZR400RR - EDlasia		
IDEAL LAP TIME : 2:16.637		BEST LAP TIME : 2:16.637		DIFFERENCE : 0.000		
LAP	SECTOR 1	SECTOR 2	LAP TIME	MPH	DIFF	TIME OF DAY
1 -		46.644	2:29.204	71.63	12.567	17:53:53.254
2 -	<b>1:31.491</b>	<b>45.146</b>	<b>2:16.637 (1)</b>	<b>78.22</b>		<b>17:56:09.891</b>
3 -	1:31.985	45.458	2:17.443 (2)	77.76	0.806	17:58:27.334
4 -	1:31.965	45.632	2:17.597 (3)	77.67	0.960	18:00:44.931
5 -	1:31.527	46.148	2:17.675	77.63	1.038	18:03:02.606

Weather / Track : Cloudy / Dry

Snetterton 300  
Circuit Length = 2.9689 miles  
Start: 17:51 Flag 18:02 End: 18:04

# BMCR - MRO Championships 2021 - Rnd 2 @ Snetterton 300

## EDlasia Formula 400 & Blue Haze GP

### RACE 17 - SECTOR ANALYSIS



SECTOR 1 = FL to I1, SECTOR 2 = I1 to FL, DIFF = Difference To Personal Best Lap, P = Crossed Finish Line in Pit Lane, D = Time Disallowed

P13 51 GP Kevin WHOLEY		Yamaha TZ 250 - Twistgrip Motorcycles				
IDEAL LAP TIME : 2:08.118		BEST LAP TIME : 2:08.261		DIFFERENCE : 0.143		
LAP	SECTOR 1	SECTOR 2	LAP TIME	MPH	DIFF	TIME OF DAY
1 -		43.033	3:08.299	56.76	1:00.038	17:54:32.349
2 -	1:26.231	<b>42.334</b>	2:08.565 (2)	83.13	0.304	17:56:40.914
3 -	<b>1:25.784</b>	43.007	2:08.791 (3)	82.98	0.530	17:58:49.705
4 -	1:27.317	42.510	2:09.827	82.32	1.566	18:00:59.532
5 -	1:25.851	42.410	<b>2:08.261 (1)</b>	<b>83.33</b>		<b>18:03:07.793</b>

P14 22 GP Rik BALLERINI		Yamaha SPONDON TZ250 - SCLS LTD, GECKO RACING, CAI				
IDEAL LAP TIME : 2:08.397		BEST LAP TIME : 2:08.746		DIFFERENCE : 0.349		
LAP	SECTOR 1	SECTOR 2	LAP TIME	MPH	DIFF	TIME OF DAY
1 -		42.475	3:08.998	56.55	1:00.252	17:54:33.048
2 -	1:26.325	<b>42.421</b>	<b>2:08.746 (1)</b>	<b>83.01</b>		<b>17:56:41.794</b>
3 -	<b>1:25.976</b>	43.655	2:09.631 (2)	82.45	0.885	17:58:51.425
4 -	1:28.178	42.786	2:10.964	81.61	2.218	18:01:02.389
5 -	1:26.927	43.441	2:10.368 (3)	81.98	1.622	18:03:12.757

P15 8 GP Phil ATKINSON		Yamaha TZ350 - Rose mot centre				
IDEAL LAP TIME : 2:12.140		BEST LAP TIME : 2:12.225		DIFFERENCE : 0.085		
LAP	SECTOR 1	SECTOR 2	LAP TIME	MPH	DIFF	TIME OF DAY
1 -		44.761	3:12.718	55.45	1:00.493	17:54:36.768
2 -	1:28.363	<b>44.120</b>	2:12.483 (2)	80.67	0.258	17:56:49.251
3 -	1:28.509	44.419	2:12.928 (3)	80.40	0.703	17:59:02.179
4 -	1:28.539	44.604	2:13.143	80.27	0.918	18:01:15.322
5 -	<b>1:28.020</b>	44.205	<b>2:12.225 (1)</b>	<b>80.83</b>		<b>18:03:27.547</b>

P16 11 GP Gael MACHARD		Yamaha TZ 250 4DP -				
IDEAL LAP TIME : 2:11.899		BEST LAP TIME : 2:11.899		DIFFERENCE : 0.000		
LAP	SECTOR 1	SECTOR 2	LAP TIME	MPH	DIFF	TIME OF DAY
1 -		43.822	3:11.704	55.75	59.805	17:54:35.754
2 -	1:28.728	43.985	2:12.713 (3)	80.53	0.814	17:56:48.467
3 -	1:28.954	43.524	2:12.478 (2)	80.67	0.579	17:59:00.945
4 -	1:29.976	44.746	2:14.722	79.33	2.823	18:01:15.667
5 -	<b>1:28.499</b>	<b>43.400</b>	<b>2:11.899 (1)</b>	<b>81.03</b>		<b>18:03:27.566</b>

P17 3 GP Tom BARRETT		Honda RS250 - RGV Workshop				
IDEAL LAP TIME : 2:11.385		BEST LAP TIME : 2:11.732		DIFFERENCE : 0.347		
LAP	SECTOR 1	SECTOR 2	LAP TIME	MPH	DIFF	TIME OF DAY
1 -		44.070	3:13.684	55.18	1:01.952	17:54:37.734
2 -	<b>1:28.027</b>	43.705	<b>2:11.732 (1)</b>	<b>81.13</b>		<b>17:56:49.466</b>
3 -	1:29.266	43.524	2:12.790 (2)	80.48	1.058	17:59:02.256
4 -	1:28.689	44.719	2:13.408 (3)	80.11	1.676	18:01:15.664
5 -	1:30.494	<b>43.358</b>	2:13.852	79.84	2.120	18:03:29.516

P18 57 GP Liam McCARTER		Yamaha TZ -				
IDEAL LAP TIME : 2:12.418		BEST LAP TIME : 2:12.775		DIFFERENCE : 0.357		
LAP	SECTOR 1	SECTOR 2	LAP TIME	MPH	DIFF	TIME OF DAY
1 -		44.483	3:15.991	54.53	1:03.216	17:54:40.041
2 -	1:29.987	44.245	2:14.232	79.62	1.457	17:56:54.273
3 -	1:28.702	44.189	2:12.891 (2)	80.42	0.116	17:59:07.164
4 -	<b>1:28.452</b>	44.323	<b>2:12.775 (1)</b>	<b>80.49</b>		<b>18:01:19.939</b>
5 -	1:29.113	<b>43.966</b>	2:13.079 (3)	80.31	0.304	18:03:33.018

Weather / Track : Cloudy / Dry

Snetterton 300  
Circuit Length = 2.9689 miles  
Start: 17:51 Flag 18:02 End: 18:04



# BMCRC - MRO Championships 2021 - Rnd 2 @ Snetterton 300

## EDlasia Formula 400 & Blue Haze GP

### RACE 17 - SECTOR ANALYSIS



SECTOR 1 = FL to I1, SECTOR 2 = I1 to FL, DIFF = Difference To Personal Best Lap, P = Crossed Finish Line in Pit Lane, D = Time Disallowed

<b>P19 7</b>		<b>Roy DEWHURST</b>		Kawasaki ZXR 400 - Dawn		
IDEAL LAP TIME : 2:21.229		BEST LAP TIME : 2:21.229		DIFFERENCE : 0.000		
LAP	SECTOR 1	SECTOR 2	LAP TIME	MPH	DIFF	TIME OF DAY
1 -		49.349	2:34.146	69.33	12.917	17:53:58.196
2 -	1:37.749	48.733	2:26.482	72.96	5.253	17:56:24.678
3 -	1:36.138	48.028	2:24.166 (3)	74.13	2.937	17:58:48.844
4 -	1:35.963	47.571	2:23.534 (2)	74.46	2.305	18:01:12.378
5 -	<b>1:34.192</b>	<b>47.037</b>	<b>2:21.229 (1)</b>	<b>75.67</b>		<b>18:03:33.607</b>

<b>P20 77 GP</b>		<b>Andrew GLASGOW</b>		Yamaha TZ250 5KE - Hiab service (hw) ltd		
IDEAL LAP TIME : 2:15.964		BEST LAP TIME : 2:17.018		DIFFERENCE : 1.054		
LAP	SECTOR 1	SECTOR 2	LAP TIME	MPH	DIFF	TIME OF DAY
1 -		<b>44.831</b>	3:14.359	54.99	57.341	17:54:38.409
2 -	<b>1:31.133</b>	46.470	2:17.603 (3)	77.67	0.585	17:56:56.012
3 -	1:31.298	45.720	<b>2:17.018 (1)</b>	<b>78.00</b>		<b>17:59:13.030</b>
4 -	1:31.567	45.570	2:17.137 (2)	77.93	0.119	18:01:30.167
5 -	1:31.286	46.324	2:17.610	77.66	0.592	18:03:47.777

<b>P21 32 R</b>		<b>Conor MURRAY</b>		Kawasaki NINJA 300 -		
IDEAL LAP TIME : 2:25.662		BEST LAP TIME : 2:25.662		DIFFERENCE : 0.000		
LAP	SECTOR 1	SECTOR 2	LAP TIME	MPH	DIFF	TIME OF DAY
1 -		49.351	2:35.586	68.69	9.924	17:53:59.636
2 -	1:38.565	49.074	2:27.639 (3)	72.39	1.977	17:56:27.275
3 -	<b>1:37.309</b>	<b>48.353</b>	<b>2:25.662 (1)</b>	<b>73.37</b>		<b>17:58:52.937</b>
4 -	1:38.452	49.570	2:28.022	72.20	2.360	18:01:20.959
5 -	1:38.616	48.381	2:26.997 (2)	72.70	1.335	18:03:47.956

<b>P22 222 S</b>		<b>Matthew EPPS</b>		Kawasaki ZXR400 - M.E Vehicle Repairs		
IDEAL LAP TIME : 2:26.762		BEST LAP TIME : 2:26.896		DIFFERENCE : 0.134		
LAP	SECTOR 1	SECTOR 2	LAP TIME	MPH	DIFF	TIME OF DAY
1 -		<b>49.148</b>	2:33.507	69.62	6.611	17:53:57.557
2 -	1:38.177	49.242	2:27.419 (2)	72.50	0.523	17:56:24.976
3 -	<b>1:37.614</b>	49.282	<b>2:26.896 (1)</b>	<b>72.75</b>		<b>17:58:51.872</b>
4 -	1:38.101	50.105	2:28.206 (3)	72.11	1.310	18:01:20.078
5 -	1:39.347	49.332	2:28.679	71.88	1.783	18:03:48.757

<b>P23 73 S/R</b>		<b>Colvin TURNER</b>		Yamaha TZR250 -		
IDEAL LAP TIME : 2:26.834		BEST LAP TIME : 2:27.061		DIFFERENCE : 0.227		
LAP	SECTOR 1	SECTOR 2	LAP TIME	MPH	DIFF	TIME OF DAY
1 -		<b>49.418</b>	2:35.737	68.62	8.676	17:53:59.787
2 -	1:37.564	49.857	2:27.421 (2)	72.50	0.360	17:56:27.208
3 -	<b>1:37.416</b>	49.645	<b>2:27.061 (1)</b>	<b>72.67</b>		<b>17:58:54.269</b>
4 -	1:38.777	49.428	2:28.205 (3)	72.11	1.144	18:01:22.474
5 -	1:41.037	50.834	2:31.871	70.37	4.810	18:03:54.345

<b>P24 92 GP</b>		<b>Jordan WAINWRIGHT</b>		Yamaha TZ250T -		
IDEAL LAP TIME : 2:16.552		BEST LAP TIME : 2:16.552		DIFFERENCE : 0.000		
LAP	SECTOR 1	SECTOR 2	LAP TIME	MPH	DIFF	TIME OF DAY
1 -		46.398	3:17.798	54.03	1:01.246	17:54:41.848
2 -	1:32.286	46.544	2:18.830 (3)	76.98	2.278	17:57:00.678
3 -	1:32.639	46.342	2:18.981	76.90	2.429	17:59:19.659
4 -	<b>1:30.596</b>	<b>45.956</b>	<b>2:16.552 (1)</b>	<b>78.27</b>		<b>18:01:36.211</b>
5 -	1:31.772	46.452	2:18.224 (2)	77.32	1.672	18:03:54.435

Weather / Track : Cloudy / Dry

Snetterton 300  
Circuit Length = 2.9689 miles  
Start: 17:51 Flag 18:02 End: 18:04

# BMCRC - MRO Championships 2021 - Rnd 2 @ Snetterton 300

## EDlasia Formula 400 & Blue Haze GP

### RACE 17 - SECTOR ANALYSIS



SECTOR 1 = FL to I1, SECTOR 2 = I1 to FL, DIFF = Difference To Personal Best Lap, P = Crossed Finish Line in Pit Lane, D = Time Disallowed

P25 286 S		Dan NEMATI		Honda VFR - OAL Connected		
IDEAL LAP TIME : 2:31.402		BEST LAP TIME : 2:31.483		DIFFERENCE : 0.081		
LAP	SECTOR 1	SECTOR 2	LAP TIME	MPH	DIFF	TIME OF DAY
1 -		51.592	2:41.289	66.26	9.806	17:54:05.339
2 -	1:41.992	50.154	2:32.146 (3)	70.24	0.663	17:56:37.485
3 -	1:41.826	<b>50.043</b>	2:31.869 (2)	70.37	0.386	17:59:09.354
4 -	1:41.873	51.619	2:33.492	69.63	2.009	18:01:42.846
5 -	<b>1:41.359</b>	50.124	<b>2:31.483 (1)</b>	<b>70.55</b>		<b>18:04:14.329</b>

P26 132 GP		Paul WHITING		Yamaha TZ250T - John Whiting		
IDEAL LAP TIME : 2:21.437		BEST LAP TIME : 2:21.437		DIFFERENCE : 0.000		
LAP	SECTOR 1	SECTOR 2	LAP TIME	MPH	DIFF	TIME OF DAY
1 -		47.457	3:24.183	52.34	1:02.746	17:54:48.233
2 -	1:35.437	47.608	2:23.045 (3)	74.71	1.608	17:57:11.278
3 -	1:35.970	47.206	2:23.176	74.64	1.739	17:59:34.454
4 -	1:35.217	47.772	2:22.989 (2)	74.74	1.552	18:01:57.443
5 -	<b>1:35.069</b>	<b>46.368</b>	<b>2:21.437 (1)</b>	<b>75.56</b>		<b>18:04:18.880</b>

P27 14 GP		Vince CUNDLE		Yamaha TZ 250 - FONDSECA		
IDEAL LAP TIME : 2:21.556		BEST LAP TIME : 2:22.005		DIFFERENCE : 0.449		
LAP	SECTOR 1	SECTOR 2	LAP TIME	MPH	DIFF	TIME OF DAY
1 -		47.678	3:22.751	52.71	1:00.746	17:54:46.801
2 -	1:36.361	47.914	2:24.275	74.08	2.270	17:57:11.076
3 -	1:36.495	47.188	2:23.683 (3)	74.38	1.678	17:59:34.759
4 -	<b>1:34.949</b>	47.433	2:22.382 (2)	75.06	0.377	18:01:57.141
5 -	1:35.398	<b>46.607</b>	<b>2:22.005 (1)</b>	<b>75.26</b>		<b>18:04:19.146</b>

P28 21 GP		Stuart THURTLÉ		Yamaha TZ250B 3YL - TeamTortoise Racing		
IDEAL LAP TIME : 2:21.151		BEST LAP TIME : 2:21.151		DIFFERENCE : 0.000		
LAP	SECTOR 1	SECTOR 2	LAP TIME	MPH	DIFF	TIME OF DAY
1 -		48.687	3:25.784	51.93	1:04.633	17:54:49.834
2 -	1:36.318	48.042	2:24.360	74.03	3.209	17:57:14.194
3 -	1:34.725	47.539	2:22.264 (3)	75.12	1.113	17:59:36.458
4 -	1:34.594	47.234	2:21.828 (2)	75.35	0.677	18:01:58.286
5 -	<b>1:34.500</b>	<b>46.651</b>	<b>2:21.151 (1)</b>	<b>75.72</b>		<b>18:04:19.437</b>

P29 75 R		Jonathan ADEDOTUN		Kawasaki NINJA 300 -		
IDEAL LAP TIME : 2:31.799		BEST LAP TIME : 2:32.044		DIFFERENCE : 0.245		
LAP	SECTOR 1	SECTOR 2	LAP TIME	MPH	DIFF	TIME OF DAY
1 -		51.962	2:42.293	65.85	10.249	17:54:06.343
2 -	1:41.976	52.787	2:34.763	69.06	2.719	17:56:41.106
3 -	1:42.350	51.200	2:33.550 (3)	69.60	1.506	17:59:14.656
4 -	1:41.734	<b>50.310</b>	<b>2:32.044 (1)</b>	<b>70.29</b>		<b>18:01:46.700</b>
5 -	<b>1:41.489</b>	51.673	2:33.162 (2)	69.78	1.118	18:04:19.862

P30 88 GP		George PRINOS		Yamaha TZ250 - KAPPA PLANNING LTD		
IDEAL LAP TIME : 2:22.882		BEST LAP TIME : 2:22.991		DIFFERENCE : 0.109		
LAP	SECTOR 1	SECTOR 2	LAP TIME	MPH	DIFF	TIME OF DAY
1 -		48.300	3:28.798	51.18	1:05.807	17:54:52.848
2 -	<b>1:34.739</b>	48.252	<b>2:22.991 (1)</b>	<b>74.74</b>		<b>17:57:15.839</b>
3 -	1:36.719	<b>48.143</b>	2:24.862 (2)	73.78	1.871	17:59:40.701
4 -	1:36.379	50.579	2:26.958	72.72	3.967	18:02:07.659
5 -	1:38.191	48.758	2:26.949 (3)	72.73	3.958	18:04:34.608

Weather / Track : Cloudy / Dry

Snetterton 300  
Circuit Length = 2.9689 miles  
Start: 17:51 Flag 18:02 End: 18:04

# BMCRC - MRO Championships 2021 - Rnd 2 @ Snetterton 300

## EDlasia Formula 400 & Blue Haze GP

### RACE 17 - SECTOR ANALYSIS



SECTOR 1 = FL to I1, SECTOR 2 = I1 to FL, DIFF = Difference To Personal Best Lap, P = Crossed Finish Line in Pit Lane, D = Time Disallowed

P31 144 GP		Steve DUNN		Yamaha TZ250 -		
IDEAL LAP TIME : 2:25.212		BEST LAP TIME : 2:26.431		DIFFERENCE : 1.219		
LAP	SECTOR 1	SECTOR 2	LAP TIME	MPH	DIFF	TIME OF DAY
1 -		<b>48.899</b>	3:29.206	51.08	1:02.775	17:54:53.256
2 -	1:36.826	49.605	<b>2:26.431 (1)</b>	<b>72.99</b>		<b>17:57:19.687</b>
3 -	<b>1:36.313</b>	50.432	2:26.745 (2)	72.83	0.314	17:59:46.432
4 -	1:38.359	51.708	2:30.067 (3)	71.22	3.636	18:02:16.499

P32 121		Richard NEWMAN		Kawasaki ZXR400L - Dom Spencer		
IDEAL LAP TIME : 2:24.813		BEST LAP TIME : 2:25.880		DIFFERENCE : 1.067		
LAP	SECTOR 1	SECTOR 2	LAP TIME	MPH	DIFF	TIME OF DAY
1 -		<b>48.153</b>	2:32.491	70.08	6.611	17:53:56.541
2 -	1:37.051	48.925	2:25.976 (2)	73.21	0.096	17:56:22.517
3 -	1:37.414	48.466	<b>2:25.880 (1)</b>	<b>73.26</b>		<b>17:58:48.397</b>
4 -	<b>1:36.660</b>	51.687	2:28.347 (3)	72.04	2.467	18:01:16.744

P33 183 R		Simon CHAPPELL		Kawasaki NINJA 300 -		
IDEAL LAP TIME : 2:31.415		BEST LAP TIME : 2:31.415		DIFFERENCE : 0.000		
LAP	SECTOR 1	SECTOR 2	LAP TIME	MPH	DIFF	TIME OF DAY
1 -		52.152	2:40.696	66.51	9.281	17:54:04.746
2 -	1:42.712	53.662	2:36.374 (3)	68.34	4.959	17:56:41.120
3 -	1:42.121	52.028	2:34.149 (2)	69.33	2.734	17:59:15.269
4 -	<b>1:40.972</b>	<b>50.443</b>	<b>2:31.415 (1)</b>	<b>70.58</b>		<b>18:01:46.684</b>

P34 15		Chloe JONES		Yamaha R3 - RICH ENERGY OMG RACING		
IDEAL LAP TIME :		BEST LAP TIME : 2:21.882		DIFFERENCE :		
LAP	SECTOR 1	SECTOR 2	LAP TIME	MPH	DIFF	TIME OF DAY
1 -		<b>44.315</b>	<b>2:21.882 (1)</b>	<b>75.33</b>		<b>17:53:45.932</b>

# BMCRC - MRO Championships 2021 - Rnd 2 @ Snetterton 300

## EDlasia Formula 400 & Blue Haze GP

### RACE 17 - BEST SECTORS

SECTOR 1			SECTOR 2			IDEAL / BEST COMPARISON						
POS	NO	NAME	TIME	NO	NAME	TIME	POS	NO	NAME	IDEAL	BEST	DIFF
									<b>PERFECT LAP</b>	<b>2:07.966</b>		
1	51	WHOLEY	1:25.784	152	DIXON	42.182	1	51	WHOLEY	2:08.118	2:08.261	0.143
2	22	BALLERINI	1:25.976	48	WELSH	42.296	2	48	WELSH	2:08.344	2:08.344	0.000
3	48	WELSH	1:26.048	51	WHOLEY	42.334	3	152	DIXON	2:08.359	2:08.743	0.384
4	152	DIXON	1:26.177	22	BALLERINI	42.421	4	22	BALLERINI	2:08.397	2:08.746	0.349
5	4	SEATH	1:27.847	4	SEATH	43.191	5	4	SEATH	2:11.038	2:11.038	0.000
6	8	ATKINSON	1:28.020	3	BARRETT	43.358	6	3	BARRETT	2:11.385	2:11.732	0.347
7	3	BARRETT	1:28.027	11	MACHARD	43.400	7	11	MACHARD	2:11.899	2:11.899	0.000
8	44	DUFTON	1:28.335	470	FARRAGHER	43.654	8	8	ATKINSON	2:12.140	2:12.225	0.085
9	57	McCARTER	1:28.452	44	DUFTON	43.960	9	470	FARRAGHER	2:12.185	2:12.410	0.225
10	11	MACHARD	1:28.499	57	McCARTER	43.966	10	44	DUFTON	2:12.295	2:12.391	0.096
11	470	FARRAGHER	1:28.531	8	ATKINSON	44.120	11	57	McCARTER	2:12.418	2:12.775	0.357
12	85	ROBINSON	1:29.010	351	DIGBY-BAKER	44.196	12	351	DIGBY-BAKER	2:13.633	2:13.973	0.340
13	351	DIGBY-BAKER	1:29.437	15	JONES	44.315	13	85	ROBINSON	2:13.644	2:13.644	0.000
14	30	COOPER	1:29.580	30	COOPER	44.422	14	30	COOPER	2:14.002	2:14.400	0.398
15	91	NEAL	1:29.720	85	ROBINSON	44.634	15	91	NEAL	2:14.367	2:15.404	1.037
16	52	JARMAN	1:29.905	91	NEAL	44.647	16	47	CLARK	2:15.203	2:15.203	0.000
17	47	CLARK	1:30.283	77	GLASGOW	44.831	17	52	JARMAN	2:15.268	2:15.355	0.087
18	92	WAINWRIGHT	1:30.596	47	CLARK	44.920	18	77	GLASGOW	2:15.964	2:17.018	1.054
19	77	GLASGOW	1:31.133	33	JOHNSTONE	45.146	19	92	WAINWRIGHT	2:16.552	2:16.552	0.000
20	33	JOHNSTONE	1:31.491	52	JARMAN	45.363	20	33	JOHNSTONE	2:16.637	2:16.637	0.000
21	7	DEWHURST	1:34.192	92	WAINWRIGHT	45.956	21	21	THURTL	2:21.151	2:21.151	0.000
22	21	THURTL	1:34.500	132	WHITING	46.368	22	7	DEWHURST	2:21.229	2:21.229	0.000
23	88	PRINOS	1:34.739	14	CUNDLE	46.607	23	132	WHITING	2:21.437	2:21.437	0.000
24	14	CUNDLE	1:34.949	21	THURTL	46.651	24	14	CUNDLE	2:21.556	2:22.005	0.449
25	132	WHITING	1:35.069	7	DEWHURST	47.037	25	88	PRINOS	2:22.882	2:22.991	0.109
26	144	DUNN	1:36.313	88	PRINOS	48.143	26	121	NEWMAN	2:24.813	2:25.880	1.067
27	121	NEWMAN	1:36.660	121	NEWMAN	48.153	27	144	DUNN	2:25.212	2:26.431	1.219
28	32	MURRAY	1:37.309	32	MURRAY	48.353	28	32	MURRAY	2:25.662	2:25.662	0.000
29	73	TURNER	1:37.416	144	DUNN	48.899	29	222	EPPS	2:26.762	2:26.896	0.134
30	222	EPPS	1:37.614	222	EPPS	49.148	30	73	TURNER	2:26.834	2:27.061	0.227
31	183	CHAPPELL	1:40.972	73	TURNER	49.418	31	286	NEMATI	2:31.402	2:31.483	0.081
32	286	NEMATI	1:41.359	286	NEMATI	50.043	32	183	CHAPPELL	2:31.415	2:31.415	0.000
33	75	ADEDOTUN	1:41.489	75	ADEDOTUN	50.310	33	75	ADEDOTUN	2:31.799	2:32.044	0.245
34				183	CHAPPELL	50.443	34	15	JONES		2:21.882	

Weather / Track : Cloudy / Dry

Results can be found at [www.tsl-timing.com](http://www.tsl-timing.com)

Snetterton 300

Circuit Length = 2.9689 miles

Start: 17:51 Flag 18:02 End: 18:04

Printed - 18:05 Saturday, 29 May 2021

# BMCRC - MRO Championships 2021 - Rnd 2 @ Snetterton 300

## EDlasia Formula 400 & Blue Haze GP

### RACE 17 - STATISTICS

**Competitors Started** 34  
**Planned Start** 2021-05-29 @ 17:20:00.000  
**Actual Start** 2021-05-29 @ 17:51:24.049  
**Finish Time** 2021-05-29 @ 18:02:13.921  
**Track Length** 2.9689mi.  
**Total Laps** 163  
**Total Distance Covered** 483.9325mi.

#### Session Fastest Lap History

NO	CL	NAME	LAP TIME	TIME OF DAY	LAP	VEHICLE
48		Richie WELSH	<b>2:13.874</b>	17:53:37.932	1	Yamaha FZR 400 RRSP
48		Richie WELSH	<b>2:08.344</b>	17:55:46.276	2	Yamaha FZR 400 RRSP
51	GP	Kevin WHOLEY	<b>2:08.261</b>	18:03:07.809	5	Yamaha TZ 250

#### Session Leader History

NO	CL	NAME	FROM LAP	LAPS LED	DISTANCE	VEHICLE
48		Richie WELSH	1	5	14.84 miles	Yamaha FZR 400 RRSP

#### Flag History

TYPE	TIME OF DAY
GREEN	17:51:24.049
FINISH	18:02:13.921

#### Flag Statistics

TYPE	COUNT	TOTAL LAPS	TOTAL TIME
Green	1	5	13:14.282
Red	0	0	0.000
Safety Car	0	0	0.000
FCY	0	0	0.000

# BMCRC - MRO Championships 2021 - Rnd 2 @ Snetterton 300

## EDlasia Formula 400 & Blue Haze GP

### RACE 17 - STATISTICS

**CLASS :**

12 Starters

#### Fastest Lap History

NO	NAME	LAP TIME	TIME OF DAY	LAP	VEHICLE
48	Richie WELSH	<b>2:13.874</b>	17:53:37.932	1	Yamaha FZR 400 RRSP
48	Richie WELSH	<b>2:08.344</b>	17:55:46.276	2	Yamaha FZR 400 RRSP

#### Leader History

NO	NAME	FROM LAP	LAPS LED	DISTANCE	VEHICLE
48	Richie WELSH	1	5	14.84 miles	Yamaha FZR 400 RRSP

# BMCRC - MRO Championships 2021 - Rnd 2 @ Snetterton 300

## EDlasia Formula 400 & Blue Haze GP

### RACE 17 - STATISTICS

CLASS : R

3 Starters

#### Fastest Lap History

NO	NAME	LAP TIME	TIME OF DAY	LAP	VEHICLE
32	Conor MURRAY	<b>2:35.586</b>	17:53:59.645	1	Kawasaki NINJA 300
32	Conor MURRAY	<b>2:27.639</b>	17:56:27.275	2	Kawasaki NINJA 300
32	Conor MURRAY	<b>2:25.662</b>	17:58:52.946	3	Kawasaki NINJA 300

#### Leader History

NO	NAME	FROM LAP	LAPS LED	DISTANCE	VEHICLE
32	Conor MURRAY	1	5	14.84 miles	Kawasaki NINJA 300

# BMCRC - MRO Championships 2021 - Rnd 2 @ Snetterton 300

## EDlasia Formula 400 & Blue Haze GP

### RACE 17 - STATISTICS

CLASS : S

5 Starters

#### Fastest Lap History

NO	NAME	LAP TIME	TIME OF DAY	LAP	VEHICLE
351	Sam DIGBY-BAKER	<b>2:23.446</b>	17:53:47.517	1	Kawasaki ZXR400
351	Sam DIGBY-BAKER	<b>2:17.512</b>	17:56:05.030	2	Kawasaki ZXR400
30	Alan COOPER	<b>2:17.337</b>	17:56:07.658	2	Yamaha TZR250
33	Carl JOHNSTONE	<b>2:16.637</b>	17:56:09.898	2	Yamaha FZR400RR
30	Alan COOPER	<b>2:14.536</b>	17:58:22.193	3	Yamaha TZR250
351	Sam DIGBY-BAKER	<b>2:13.973</b>	18:02:52.646	5	Kawasaki ZXR400

#### Leader History

NO	NAME	FROM LAP	LAPS LED	DISTANCE	VEHICLE
351	Sam DIGBY-BAKER	1	5	14.84 miles	Kawasaki ZXR400

Weather / Track : Cloudy / Dry

Results can be found at [www.tsl-timing.com](http://www.tsl-timing.com)

Page 4 of 6

Snetterton 300  
Circuit Length = 2.9689 miles  
Start: 17:51 Flag 18:02 End: 18:04

Printed - 18:05 Saturday, 29 May 2021



# BMCRC - MRO Championships 2021 - Rnd 2 @ Snetterton 300

## EDlasia Formula 400 & Blue Haze GP

### RACE 17 - STATISTICS

**CLASS : S/R**

1 Starters

#### Fastest Lap History

NO	NAME	LAP TIME	TIME OF DAY	LAP	VEHICLE
73	Colvin TURNER	<b>2:35.737</b>	17:53:59.813	1	Yamaha TZR250
73	Colvin TURNER	<b>2:27.421</b>	17:56:27.235	2	Yamaha TZR250
73	Colvin TURNER	<b>2:27.061</b>	17:58:54.295	3	Yamaha TZR250

#### Leader History

NO	NAME	FROM LAP	LAPS LED	DISTANCE	VEHICLE
73	Colvin TURNER	1	5	14.84 miles	Yamaha TZR250

# BMCRC - MRO Championships 2021 - Rnd 2 @ Snetterton 300

## EDlasia Formula 400 & Blue Haze GP

### RACE 17 - STATISTICS

**CLASS : GP**

13 Starters

#### Fastest Lap History

NO	NAME	LAP TIME	TIME OF DAY	LAP	VEHICLE
51	Kevin WHOLEY	<b>3:08.299</b>	17:54:32.364	1	Yamaha TZ 250
51	Kevin WHOLEY	<b>2:08.565</b>	17:56:40.930	2	Yamaha TZ 250
51	Kevin WHOLEY	<b>2:08.261</b>	18:03:07.809	5	Yamaha TZ 250

#### Leader History

NO	NAME	FROM LAP	LAPS LED	DISTANCE	VEHICLE
51	Kevin WHOLEY	1	5	14.84 miles	Yamaha TZ 250

BMCRC - MRO Championships 2021 - Rnd 2 @ Snetterton 300



EDlasia Formula 400 & Blue Haze GP



RACE 8 - GRID (7 Laps)

ROW 13	39	58	Chris ROSE	38	174	David BOWLER	37	144	Steve DUNN	2:26.431
ROW 12	36	88	George PRINOS	35	14	Vince CUNDLE	34	132	Paul WHITING	2:22.991, 2:22.005, 2:21.437
ROW 11	33	21	Stuart THURTLÉ	32	77	Andrew GLASGOW	31	92	Jordan WAINWRIGHT	2:21.151, 2:17.018, 2:16.552
ROW 10	30	57	Liam McCARTER	29	8	Phil ATKINSON	28	11	Gael MACHARD	2:12.775, 2:12.225, 2:11.899
ROW 9	27	3	Tom BARRETT	26	22	Rik BALLERINI	25	51	Kevin WHOLEY	2:11.732, 2:08.746, 2:08.261
ROW 8	24			23			22			
ROW 7	21	75	Jonathan ADEDOTUN	20	286	Dan NEMATI	19	183	Simon CHAPPELL	2:32.044, 2:31.483, 2:31.415
ROW 6	18	73	Colvin TURNER	17	222	Matthew EPPS	16	121	Richard NEWMAN	2:27.061, 2:26.896, 2:25.880
ROW 5	15	32	Conor MURRAY	14	15	Chloe JONES	13	7	Roy DEWHURST	2:25.662, 2:21.882, 2:21.229
ROW 4	12	33	Carl JOHNSTONE	11	91	Kevin NEAL	10	52	Gary JARMAN	2:16.637, 2:15.404, 2:15.355
ROW 3	9	47	Allan CLARK	8	30	Alan COOPER	7	351	Sam DIGBY-BAKER	2:15.203, 2:14.400, 2:13.973
ROW 2	6	85	James ROBINSON	5	470	Joe FARRAGHER	4	44	Elliot DUFTON	2:13.644, 2:12.410, 2:12.391
ROW 1	3	4	James SEATH	2	152	Kam DIXON	1	48	Richie WELSH	2:11.038, 2:08.743, 2:08.344
										<b>Pole</b>



These results are provisional until the conclusion of any judicial and technical matters. Snetterton 300  
Circuit Length = 2.9689 miles

Clerk Of Course :	Stewards :	Timekeeper : Craig Smith
-------------------	------------	--------------------------

Results can be found at [www.tsl-timing.com](http://www.tsl-timing.com)

Printed - 18:08 Saturday, 29 May 2021



# BMCRC - MRO Championships 2021 - Rnd 2 @ Snetterton 300

## EDlasia Formula 400 & Blue Haze GP

### RACE 8 - CLASSIFICATION



POS	NO	CL	PIC NAME	ENTRY	LAPS	TIME	GAP	DIFF	MPH	BEST	ON
1	48		1 Richie WELSH	Yamaha FZR 400 RRSP - EDEN'S BABY EXPERIE	7	15:07.964			82.40	2:08.394	7
2	152		2 Kam DIXON	Kawasaki NINJA 400 - Delicious Race Wear	7	15:17.216	9.252	9.252	81.56	2:08.517	3
3	4		3 James SEATH	Kawasaki ZXR400 L9 - Ovenden Earthmoving	7	15:26.708	18.744	9.492	80.73	2:10.421	7
4	470		4 Joe FARRAGHER	Kawasaki NINJA 400 - J C Utilities Ltd	7	15:27.793	19.829	1.085	80.63	2:10.304	7
5	44		5 Elliot DUFTON	Kawasaki NINJA 400 - Dad	7	15:28.028	20.064	0.235	80.61	2:10.053	7
6	85		6 James ROBINSON	Kawasaki ZXR400 - claire palastanga ceramics	7	15:44.168	36.204	16.140	79.24	2:13.489	4
7	30	S	1 Alan COOPER	Yamaha TZR250 - twistgrip motorcycles	7	15:46.354	38.390	2.186	79.05	2:13.512	2
8	15		7 Chloe JONES	Yamaha R3 - RICH ENERGY OMG RACING	7	15:46.424	38.460	0.070	79.05	2:12.756	6
9	351	S	2 Sam DIGBY-BAKER	Kawasaki ZXR400 -	7	15:56.535	48.571	10.111	78.21	2:14.688	7
10	47		8 Allan CLARK	Kawasaki ZXR400 - A Clark & Sons Builders	7	15:59.734	51.770	3.199	77.95	2:13.774	7
11	52		9 Gary JARMAN	Kawasaki ZXR 400 -	7	16:09.284	1:01.320	9.550	77.18	2:16.104	5
12	22*	GP	1 Rik BALLERINI	Yamaha SPONDON TZ250 - SCLS LTD, GECKO R/	7	16:11.518	1:03.554	2.234	77.00	2:07.672	7
13	51	GP	2 Kevin WHOLEY	Yamaha TZ 250 - Twistgrip Motorcycles	7	16:11.927	1:03.963	0.409	76.97	2:07.884	7
14	91		10 Kevin NEAL	Kawasaki ZXR400 -	7	16:12.448	1:04.484	0.521	76.93	2:16.674	5
15	8	GP	3 Phil ATKINSON	Yamaha TZ350 - Rose mot centre	7	16:24.433	1:16.469	11.985	75.99	2:10.818	6
16	57	GP	4 Liam McCARTER	Yamaha TZ -	7	16:29.788	1:21.824	5.355	75.58	2:11.079	5
17	3	GP	5 Tom BARRETT	Honda RS250 - RGV Workshop	7	16:35.817	1:27.853	6.029	75.13	2:10.924	2
18	7		11 Roy DEWHURST	Kawasaki ZXR 400 - Dawn	7	16:39.522	1:31.558	3.705	74.85	2:20.339	7
19	11	GP	6 Gael MACHARD	Yamaha TZ 250 4DP -	7	16:41.452	1:33.488	1.930	74.70	2:12.032	2
20	121		12 Richard NEWMAN	Kawasaki ZXR400L - Dom Spencer	7	16:41.615	1:33.651	0.163	74.69	2:20.289	6
21	222	S	3 Matthew EPPS	Kawasaki ZXR400 - M.E Vehicle Repairs	7	16:42.401	1:34.437	0.786	74.63	2:20.075	7
22	77	GP	7 Andrew GLASGOW	Yamaha TZ250 5KE - Hiab service (hw) ltd	7	17:08.614	2:00.650	26.213	72.73	2:15.790	5
23	32	R	1 Conor MURRAY	Kawasaki NINJA 300 -	7	17:20.725	2:12.761	12.111	71.88	2:26.345	7
24	73	S/R	1 Colvin TURNER	Yamaha TZR250 -	7	17:34.081	2:26.117	13.356	70.97	2:27.890	4
25	88	GP	8 George PRINOS	Yamaha TZ250 - KAPPA PLANNING LTD	6	15:15.440	1 Lap	1 Lap	70.05	2:18.824	4
26	132	GP	9 Paul WHITING	Yamaha TZ250T - John Whiting	6	15:16.044	1 Lap	0.604	70.00	2:19.268	4
27	14	GP	10 Vince CUNDLE	Yamaha TZ 250 - FONSECA	6	15:16.172	1 Lap	0.128	69.99	2:20.693	2
28	21	GP	11 Stuart THURTLE	Yamaha TZ250B 3YL - TeamTortoise Racing	6	15:21.697	1 Lap	5.525	69.57	2:21.053	4
29	75	R	2 Jonathan ADEDOTUN	Kawasaki NINJA 300 -	6	15:23.883	1 Lap	2.186	69.41	2:31.608	3
30	144	GP	12 Steve DUNN	Yamaha TZ250 -	6	15:50.308	1 Lap	26.425	67.48	2:26.141	5
31	183	R	3 Simon CHAPPELL	Kawasaki NINJA 300 -	6	16:19.343	1 Lap	29.035	65.48	2:40.801	5

#### NOT CLASSIFIED

DNF	286	S	Dan NEMATI	Honda VFR - OAL Connected	3	7:47.631	4 Laps	3 Laps	68.56	2:30.807	3
DNF	33	S	Carl JOHNSTONE	Yamaha FZR400RR - EDlasia	2	4:39.542	5 Laps	1 Lap	76.46	2:16.469	2
DNF	92	GP	Jordan WAINWRIGHT	Yamaha TZ250T -	2	5:46.913	5 Laps	1:07.371	61.61	2:20.238	2

#### FASTEST LAP

22	GP	Rik BALLERINI	Yamaha SPONDON TZ250 - SCLS LTD, GECKO R/	7	2:07.672	83.71 mph	134.72 kph
48		Richie WELSH	Yamaha FZR 400 RRSP - EDEN'S BABY EXPERIE	7	2:08.394	83.24 mph	133.96 kph
30	S	Alan COOPER	Yamaha TZR250 - twistgrip motorcycles	2	2:13.512	80.05 mph	128.83 kph
32	R	Conor MURRAY	Kawasaki NINJA 300 -	7	2:26.345	73.03 mph	117.53 kph
73	S/R	Colvin TURNER	Yamaha TZR250 -	4	2:27.890	72.27 mph	116.30 kph

\* Bike 22 - Please fit a working transponder  
 Class - 92.5% of Race Speed = 76.22 mph  
 Class S - 92.5% of Race Speed = 73.12 mph  
 Class GP - 92.5% of Race Speed = 71.22 mph  
 Class R - 92.5% of Race Speed = 66.48 mph  
 Class S/R - 92.5% of Race Speed = 65.64 mph

Snetterton 300: 2.9689 miles

Race Distance: 7 Laps / 20.78 miles

Start: 12:16 Flag 12:31 End: 12:34

Weather / Track : Sunny / Dry

These results are provisional until the conclusion of any judicial and technical matters.

Clerk Of Course :	Stewards :	Timekeeper : Craig Smith
-------------------	------------	--------------------------

Results can be found at [www.tsl-timing.com](http://www.tsl-timing.com)

Printed - 12:34 Sunday, 30 May 2021



# BMCRC - MRO Championships 2021 - Rnd 2 @ Snetterton 300

## EDlasia Formula 400 & Blue Haze GP

### RACE 8 - LAP CHART

LAP 1	@ 12:18:38.561	
NO	BEHIND	LAP TIME

48		2:14.571
152	1.292	2:15.863
4	2.968	2:17.539
44	4.103	2:18.674
85	4.757	2:19.328
470	5.477	2:20.048
30	6.276	2:20.847
351	8.354	2:22.925
33	8.502	2:23.073
52	10.097	2:24.668
47	10.564	2:25.135
15	11.043	2:25.614
121	14.209	2:28.780
91	14.454	2:29.025
7	18.464	2:33.035
222	18.569	2:33.140
32	21.257	2:35.828
73	21.469	2:36.040
75	27.687	2:42.258
286	29.486	2:44.057
183	31.759	2:46.330
8	1:00.761	3:15.332
51	1:00.819	3:15.390
11	1:03.310	3:17.881
57	1:03.711	3:18.282
22	1:05.542	3:20.113
3	1:06.389	3:20.960
77	1:06.731	3:21.302
92	1:12.104	3:26.675
21	1:14.095	3:28.666
14	1:14.724	3:29.295
132	1:15.689	3:30.260
88	1:19.003	3:33.574
144	1:20.373	3:34.944

LAP 2	@ 12:20:47.332	
NO	BEHIND	LAP TIME

48		2:08.771
152	1.539	2:09.018
4	6.222	2:12.025
470	8.112	2:11.406
44	8.535	2:13.203
85	10.194	2:14.208
30	11.017	2:13.512
351	16.043	2:16.460
33	16.200	2:16.469
15	17.265	2:14.993
52	20.354	2:19.028
47	20.760	2:18.967
91	22.624	2:16.941
7	31.176	2:21.483
222	32.835	2:23.037
121	34.183	2:28.745
32	41.715	2:29.229
73	41.831	2:29.133
75	51.394	2:32.478
286	53.482	2:32.767
51	1:01.984	2:09.936
8	1:02.993	2:11.003
11	1:06.571	2:12.032
22	1:06.621	2:09.850
57	1:07.654	2:12.714

183	1:08.155	2:45.167
3	1:08.542	2:10.924
77	1:13.865	2:15.905
92	1:23.571	2:20.238
14	1:26.646	2:20.693
21	1:29.367	2:24.043
132	1:30.068	2:23.150
88	1:31.900	2:21.668
144	1:38.535	2:26.933

LAP 3	@ 12:22:56.867	
NO	BEHIND	LAP TIME

48		2:09.535
152	0.521	2:08.517
4	9.304	2:12.617
470	10.495	2:11.918
44	10.583	2:11.583
85	14.320	2:13.661
30	15.313	2:13.831
15	21.137	2:13.407
351	22.203	2:15.695
52	28.690	2:17.871
47	28.738	2:17.513
91	31.130	2:18.041
7	43.287	2:21.646
121	45.747	2:21.099
222	47.124	2:23.824
32	59.249	2:27.069
73	1:00.281	2:27.985
51	1:01.579	2:09.130
22	1:05.102	2:08.015
8	1:05.283	2:11.825
11	1:09.672	2:12.636
57	1:09.972	2:11.853
3	1:11.677	2:12.670
75	1:13.467	2:31.608
286	1:14.754	2:30.807
77	1:20.830	2:16.500
14	1:38.787	2:21.676
132	1:41.977	2:21.444
183	1:42.692	2:44.072
88	1:43.124	2:20.759
21	1:44.122	2:24.290
144	1:55.727	2:26.727

LAP 4	@ 12:25:05.681	
NO	BEHIND	LAP TIME

48		2:08.814
152	1.213	2:09.506
4	11.972	2:11.482
470	12.449	2:10.768
44	13.341	2:11.572
85	18.995	2:13.489
30	20.122	2:13.623
15	25.558	2:13.235
351	28.309	2:14.920
47	34.267	2:14.343
52	37.580	2:17.704
91	39.616	2:17.300
7	55.717	2:21.244
121	57.694	2:20.761
222	59.533	2:21.223
51	1:02.335	2:09.570
22	1:05.103	2:08.815

8	1:08.657	2:12.188
57	1:12.462	2:11.304
11	1:13.456	2:12.598
3	1:16.495	2:13.632
32	1:18.788	2:28.353
73	1:19.357	2:27.890
77	1:28.420	2:16.404
75	1:37.897	2:33.244
14	1:50.886	2:20.913
132	1:52.431	2:19.268
88	1:53.134	2:18.824
21	1:56.361	2:21.053

LAP 5	@ 12:27:14.857	
NO	BEHIND	LAP TIME

48		2:09.176
152	1.456	2:09.419
144	1 Lap	2:28.324
183	1 Lap	2:42.156
4	14.392	2:11.596
470	15.538	2:12.265
44	15.647	2:11.482
85	23.788	2:13.969
30	25.219	2:14.273
15	29.808	2:13.426
351	34.380	2:15.247
47	40.099	2:15.008
52	44.508	2:16.104
91	47.114	2:16.674
51	1:03.312	2:10.153
22	1:04.268	2:08.341
7	1:07.429	2:20.888
121	1:09.563	2:21.045
8	1:10.832	2:11.351
222	1:11.167	2:20.810
57	1:14.365	2:11.079
11	1:16.534	2:12.254
3	1:18.568	2:11.249
77	1:35.034	2:15.790
32	1:36.671	2:27.059
73	1:38.334	2:28.153
75	2:01.214	2:32.493
88	2:02.906	2:18.948
14	2:03.233	2:21.523
132	2:04.214	2:20.959

LAP 6	@ 12:29:23.560	
NO	BEHIND	LAP TIME

48		2:08.703
21	1 Lap	2:21.980
152	5.474	2:12.721
4	16.717	2:11.028
470	17.919	2:11.084
44	18.405	2:11.461
144	1 Lap	2:26.141
85	30.060	2:14.975
30	31.807	2:15.291
15	33.861	2:12.756
183	1 Lap	2:40.801
351	42.277	2:16.600
47	46.390	2:14.994
52	52.648	2:16.843
91	55.503	2:17.092
22	1:04.276	2:08.711

51	1:04.473	2:09.864
8	1:12.947	2:10.818
57	1:17.985	2:12.323
7	1:19.613	2:20.887
121	1:21.149	2:20.289
3	1:22.323	2:12.458
11	1:22.325	2:14.494
222	1:22.756	2:20.292
77	1:52.038	2:25.707
32	1:54.810	2:26.842
73	2:00.926	2:31.295

LAP 7	@ 12:31:31.954	
NO	BEHIND	LAP TIME

48		2:08.394
88	1 Lap	2:21.667
132	1 Lap	2:20.963
14	1 Lap	2:22.072
152	9.252	2:12.172
21	1 Lap	2:21.665
75	1 Lap	2:31.802
4	18.744	2:10.421
470	19.829	2:10.304
44	20.064	2:10.053
85	36.204	2:14.538
30	38.390	2:14.977
15	38.460	2:12.993
144	1 Lap	2:27.239
351	48.571	2:14.688
47	51.770	2:13.774
52	1:01.320	2:17.066
22	1:03.554	2:07.672
51	1:03.963	2:07.884
91	1:04.484	2:17.375
183	1 Lap	2:40.817
8	1:16.469	2:11.916
57	1:21.824	2:12.233
3	1:27.853	2:13.924
7	1:31.558	2:20.339
11	1:33.488	2:19.557
121	1:33.651	2:20.896
222	1:34.437	2:20.075
77	2:00.650	2:17.006
32	2:12.761	2:26.345
73	2:26.117	2:33.585

Weather / Track : Sunny / Dry

Results can be found at [www.tsl-timing.com](http://www.tsl-timing.com)

Snetterton 300  
Circuit Length = 2.9689 miles  
Start: 12:16 Flag 12:31 End: 12:34

Printed - 12:34 Sunday, 30 May 2021

# BMCRC - MRO Championships 2021 - Rnd 2 @ Snetterton 300

## EDlasia Formula 400 & Blue Haze GP

### RACE 8 - SECTOR ANALYSIS



SECTOR 1 = FL to I1, SECTOR 2 = I1 to FL, DIFF = Difference To Personal Best Lap, P = Crossed Finish Line in Pit Lane, D = Time Disallowed

<b>P1 48</b>		<b>Richie WELSH</b>		Yamaha FZR 400 RRSP - EDEN'S BABY EXPERIENCES/ PETI			
IDEAL LAP TIME : 2:07.976		BEST LAP TIME : 2:08.394		DIFFERENCE : 0.418			
LAP	SECTOR 1	SECTOR 2	LAP TIME	MPH	DIFF	TIME OF DAY	
1 -		42.462	2:14.571	79.42	6.177	12:18:38.561	
2 -	1:26.212	42.559	2:08.771 (3)	83.00	0.377	12:20:47.332	
3 -	1:26.421	43.114	2:09.535	82.51	1.141	12:22:56.867	
4 -	1:26.395	<b>42.419</b>	2:08.814	82.97	0.420	12:25:05.681	
5 -	1:25.702	43.474	2:09.176	82.74	0.782	12:27:14.857	
6 -	1:26.226	42.477	2:08.703 (2)	83.04	0.309	12:29:23.560	
7 -	<b>1:25.557</b>	42.837	<b>2:08.394 (1)</b>	<b>83.24</b>		<b>12:31:31.954</b>	

<b>P2 152</b>		<b>Kam DIXON</b>		Kawasaki NINJA 400 - Delicious Race Wear			
IDEAL LAP TIME : 2:08.274		BEST LAP TIME : 2:08.517		DIFFERENCE : 0.243			
LAP	SECTOR 1	SECTOR 2	LAP TIME	MPH	DIFF	TIME OF DAY	
1 -		42.451	2:15.863	78.66	7.346	12:18:39.853	
2 -	1:26.653	<b>42.365</b>	2:09.018 (2)	82.84	0.501	12:20:48.871	
3 -	1:26.107	42.410	<b>2:08.517 (1)</b>	<b>83.16</b>		<b>12:22:57.388</b>	
4 -	1:26.753	42.753	2:09.506	82.52	0.989	12:25:06.894	
5 -	<b>1:25.909</b>	43.510	2:09.419 (3)	82.58	0.902	12:27:16.313	
6 -	1:28.357	44.364	2:12.721	80.53	4.204	12:29:29.034	
7 -	1:27.865	44.307	2:12.172	80.86	3.655	12:31:41.206	

<b>P3 4</b>		<b>James SEATH</b>		Kawasaki ZXR400 L9 - Ovenden Earthmoving			
IDEAL LAP TIME : 2:10.421		BEST LAP TIME : 2:10.421		DIFFERENCE : 0.000			
LAP	SECTOR 1	SECTOR 2	LAP TIME	MPH	DIFF	TIME OF DAY	
1 -		43.584	2:17.539	77.70	7.118	12:18:41.529	
2 -	1:27.676	44.349	2:12.025	80.95	1.604	12:20:53.554	
3 -	1:28.317	44.300	2:12.617	80.59	2.196	12:23:06.171	
4 -	1:27.850	43.632	2:11.482 (3)	81.28	1.061	12:25:17.653	
5 -	1:27.361	44.235	2:11.596	81.21	1.175	12:27:29.249	
6 -	1:27.553	43.475	2:11.028 (2)	81.57	0.607	12:29:40.277	
7 -	<b>1:27.081</b>	<b>43.340</b>	<b>2:10.421 (1)</b>	<b>81.95</b>		<b>12:31:50.698</b>	

<b>P4 470</b>		<b>Joe FARRAGHER</b>		Kawasaki NINJA 400 - J C Utilities Ltd			
IDEAL LAP TIME : 2:10.216		BEST LAP TIME : 2:10.304		DIFFERENCE : 0.088			
LAP	SECTOR 1	SECTOR 2	LAP TIME	MPH	DIFF	TIME OF DAY	
1 -		44.223	2:20.048	76.31	9.744	12:18:44.038	
2 -	1:27.911	43.495	2:11.406	81.33	1.102	12:20:55.444	
3 -	1:27.639	44.279	2:11.918	81.02	1.614	12:23:07.362	
4 -	1:27.307	43.461	2:10.768 (2)	81.73	0.464	12:25:18.130	
5 -	<b>1:27.172</b>	45.093	2:12.265	80.80	1.961	12:27:30.395	
6 -	1:28.040	<b>43.044</b>	2:11.084 (3)	81.53	0.780	12:29:41.479	
7 -	1:27.194	43.110	<b>2:10.304 (1)</b>	<b>82.02</b>		<b>12:31:51.783</b>	

<b>P5 44</b>		<b>Elliot DUFTON</b>		Kawasaki NINJA 400 - Dad			
IDEAL LAP TIME : 2:10.053		BEST LAP TIME : 2:10.053		DIFFERENCE : 0.000			
LAP	SECTOR 1	SECTOR 2	LAP TIME	MPH	DIFF	TIME OF DAY	
1 -		44.314	2:18.674	77.07	8.621	12:18:42.664	
2 -	1:29.337	43.866	2:13.203	80.23	3.150	12:20:55.867	
3 -	1:27.981	43.602	2:11.583	81.22	1.530	12:23:07.450	
4 -	1:27.859	43.713	2:11.572	81.23	1.519	12:25:19.022	
5 -	1:27.540	43.942	2:11.482 (3)	81.28	1.429	12:27:30.504	
6 -	1:27.895	43.566	2:11.461 (2)	81.30	1.408	12:29:41.965	
7 -	<b>1:26.973</b>	<b>43.080</b>	<b>2:10.053 (1)</b>	<b>82.18</b>		<b>12:31:52.018</b>	

Weather / Track : Sunny / Dry

Snetterton 300

Circuit Length = 2.9689 miles

Start: 12:16 Flag 12:31 End: 12:34

# BMCRC - MRO Championships 2021 - Rnd 2 @ Snetterton 300

## EDlasia Formula 400 & Blue Haze GP

### RACE 8 - SECTOR ANALYSIS



SECTOR 1 = FL to I1, SECTOR 2 = I1 to FL, DIFF = Difference To Personal Best Lap, P = Crossed Finish Line in Pit Lane, D = Time Disallowed

P6 85 James ROBINSON		Kawasaki ZXR400 - claire palastanga ceramics				
IDEAL LAP TIME : 2:12.367		BEST LAP TIME : 2:13.489		DIFFERENCE : 1.122		
LAP	SECTOR 1	SECTOR 2	LAP TIME	MPH	DIFF	TIME OF DAY
1 -		<b>44.069</b>	2:19.328	76.71	5.839	12:18:43.318
2 -	1:29.289	44.919	2:14.208	79.63	0.719	12:20:57.526
3 -	1:29.016	44.645	2:13.661 (2)	79.96	0.172	12:23:11.187
4 -	<b>1:28.298</b>	45.191	<b>2:13.489 (1)</b>	<b>80.06</b>		<b>12:25:24.676</b>
5 -	1:28.751	45.218	2:13.969 (3)	79.78	0.480	12:27:38.645
6 -	1:29.600	45.375	2:14.975	79.18	1.486	12:29:53.620
7 -	1:29.285	45.253	2:14.538	79.44	1.049	12:32:08.158

P7 30 S Alan COOPER		Yamaha TZR250 - twistgrip motorcycles				
IDEAL LAP TIME : 2:13.412		BEST LAP TIME : 2:13.512		DIFFERENCE : 0.100		
LAP	SECTOR 1	SECTOR 2	LAP TIME	MPH	DIFF	TIME OF DAY
1 -		<b>44.067</b>	2:20.847	75.88	7.335	12:18:44.837
2 -	<b>1:29.345</b>	44.167	<b>2:13.512 (1)</b>	<b>80.05</b>		<b>12:20:58.349</b>
3 -	1:29.416	44.415	2:13.831 (3)	79.86	0.319	12:23:12.180
4 -	1:29.365	44.258	2:13.623 (2)	79.98	0.111	12:25:25.803
5 -	1:29.817	44.456	2:14.273	79.59	0.761	12:27:40.076
6 -	1:30.436	44.855	2:15.291	79.00	1.779	12:29:55.367
7 -	1:29.621	45.356	2:14.977	79.18	1.465	12:32:10.344

P8 15 Chloe JONES		Yamaha R3 - RICH ENERGY OMG RACING				
IDEAL LAP TIME : 2:11.927		BEST LAP TIME : 2:12.756		DIFFERENCE : 0.829		
LAP	SECTOR 1	SECTOR 2	LAP TIME	MPH	DIFF	TIME OF DAY
1 -		46.607	2:25.614	73.40	12.858	12:18:49.604
2 -	1:30.720	44.273	2:14.993	79.17	2.237	12:21:04.597
3 -	1:29.167	44.240	2:13.407	80.11	0.651	12:23:18.004
4 -	1:29.176	44.059	2:13.235 (3)	80.21	0.479	12:25:31.239
5 -	1:29.014	44.412	2:13.426	80.10	0.670	12:27:44.665
6 -	1:28.936	<b>43.820</b>	<b>2:12.756 (1)</b>	<b>80.50</b>		<b>12:29:57.421</b>
7 -	<b>1:28.107</b>	44.886	2:12.993 (2)	80.36	0.237	12:32:10.414

P9 351 S Sam DIGBY-BAKER		Kawasaki ZXR400 -				
IDEAL LAP TIME : 2:14.606		BEST LAP TIME : 2:14.688		DIFFERENCE : 0.082		
LAP	SECTOR 1	SECTOR 2	LAP TIME	MPH	DIFF	TIME OF DAY
1 -		45.071	2:22.925	74.78	8.237	12:18:46.915
2 -	1:31.345	45.115	2:16.460	78.32	1.772	12:21:03.375
3 -	1:30.546	45.149	2:15.695	78.76	1.007	12:23:19.070
4 -	1:29.935	<b>44.985</b>	2:14.920 (2)	79.21	0.232	12:25:33.990
5 -	1:30.188	45.059	2:15.247 (3)	79.02	0.559	12:27:49.237
6 -	1:30.361	46.239	2:16.600	78.24	1.912	12:30:05.837
7 -	<b>1:29.621</b>	45.067	<b>2:14.688 (1)</b>	<b>79.35</b>		<b>12:32:20.525</b>

P10 47 Allan CLARK		Kawasaki ZXR400 - A Clark & Sons Builders				
IDEAL LAP TIME : 2:13.761		BEST LAP TIME : 2:13.774		DIFFERENCE : 0.013		
LAP	SECTOR 1	SECTOR 2	LAP TIME	MPH	DIFF	TIME OF DAY
1 -		46.495	2:25.135	73.64	11.361	12:18:49.125
2 -	1:31.888	47.079	2:18.967	76.91	5.193	12:21:08.092
3 -	1:30.752	46.761	2:17.513	77.72	3.739	12:23:25.605
4 -	<b>1:29.413</b>	44.930	2:14.343 (2)	79.55	0.569	12:25:39.948
5 -	1:29.648	45.360	2:15.008	79.16	1.234	12:27:54.956
6 -	1:30.181	44.813	2:14.994 (3)	79.17	1.220	12:30:09.950
7 -	1:29.426	<b>44.348</b>	<b>2:13.774 (1)</b>	<b>79.89</b>		<b>12:32:23.724</b>

Weather / Track : Sunny / Dry

Snetterton 300

Circuit Length = 2.9689 miles

Start: 12:16 Flag 12:31 End: 12:34

# BMCRRC - MRO Championships 2021 - Rnd 2 @ Snetterton 300

## EDlasia Formula 400 & Blue Haze GP

### RACE 8 - SECTOR ANALYSIS



SECTOR 1 = FL to I1, SECTOR 2 = I1 to FL, DIFF = Difference To Personal Best Lap, P = Crossed Finish Line in Pit Lane, D = Time Disallowed

P11 52		Gary JARMAN		Kawasaki ZXR 400 -			
IDEAL LAP TIME : 2:16.104		BEST LAP TIME : 2:16.104		DIFFERENCE : 0.000			
LAP	SECTOR 1	SECTOR 2	LAP TIME	MPH	DIFF	TIME OF DAY	
1 -		46.252	2:24.668	73.88	8.564	12:18:48.658	
2 -	1:32.092	46.936	2:19.028	76.87	2.924	12:21:07.686	
3 -	1:31.026	46.845	2:17.871	77.52	1.767	12:23:25.557	
4 -	1:31.754	45.950	2:17.704	77.61	1.600	12:25:43.261	
5 -	<b>1:30.376</b>	<b>45.728</b>	<b>2:16.104 (1)</b>	<b>78.52</b>		<b>12:27:59.365</b>	
6 -	1:30.919	45.924	2:16.843 (2)	78.10	0.739	12:30:16.208	
7 -	1:30.651	46.415	2:17.066 (3)	77.97	0.962	12:32:33.274	

P12 22 GP		Rik BALLERINI		Yamaha SPONDON TZ250 - SCLS LTD, GECKO RACING, CAI			
IDEAL LAP TIME :		BEST LAP TIME : 2:07.672		DIFFERENCE :			
LAP	SECTOR 1	SECTOR 2	LAP TIME	MPH	DIFF	TIME OF DAY	
1 -			3:20.113	53.41	1:12.441	12:19:44.103	
2 -			2:09.850	82.31	2.178	12:21:53.953	
3 -			2:08.015 (2)	83.49	0.343	12:24:01.969	
4 -			2:08.815	82.97	1.143	12:26:10.784	
5 -			2:08.341 (3)	83.27	0.669	12:28:19.125	
6 -			2:08.711	83.03	1.039	12:30:27.836	
7 -			<b>2:07.672 (1)</b>	<b>83.71</b>		<b>12:32:35.508</b>	

P13 51 GP		Kevin WHOLEY		Yamaha TZ 250 - Twistgrip Motorcycles			
IDEAL LAP TIME : 2:07.336		BEST LAP TIME : 2:07.884		DIFFERENCE : 0.548			
LAP	SECTOR 1	SECTOR 2	LAP TIME	MPH	DIFF	TIME OF DAY	
1 -		43.379	3:15.390	54.70	1:07.506	12:19:39.380	
2 -	1:27.375	42.561	2:09.936	82.25	2.052	12:21:49.316	
3 -	1:26.888	<b>42.242</b>	2:09.130 (2)	82.76	1.246	12:23:58.446	
4 -	1:26.847	42.723	2:09.570 (3)	82.48	1.686	12:26:08.016	
5 -	1:27.247	42.906	2:10.153	82.11	2.269	12:28:18.169	
6 -	1:27.590	42.274	2:09.864	82.30	1.980	12:30:28.033	
7 -	<b>1:25.094</b>	42.790	<b>2:07.884 (1)</b>	<b>83.57</b>		<b>12:32:35.917</b>	

P14 91		Kevin NEAL		Kawasaki ZXR400 -			
IDEAL LAP TIME : 2:16.410		BEST LAP TIME : 2:16.674		DIFFERENCE : 0.264			
LAP	SECTOR 1	SECTOR 2	LAP TIME	MPH	DIFF	TIME OF DAY	
1 -		45.660	2:29.025	71.72	12.351	12:18:53.015	
2 -	1:31.132	45.809	2:16.941 (2)	78.04	0.267	12:21:09.956	
3 -	1:32.227	45.814	2:18.041	77.42	1.367	12:23:27.997	
4 -	1:31.467	45.833	2:17.300	77.84	0.626	12:25:45.297	
5 -	1:31.121	<b>45.553</b>	<b>2:16.674 (1)</b>	<b>78.20</b>		<b>12:28:01.971</b>	
6 -	1:30.916	46.176	2:17.092 (3)	77.96	0.418	12:30:19.063	
7 -	<b>1:30.857</b>	46.518	2:17.375	77.80	0.701	12:32:36.438	

P15 8 GP		Phil ATKINSON		Yamaha TZ350 - Rose mot centre			
IDEAL LAP TIME : 2:10.400		BEST LAP TIME : 2:10.818		DIFFERENCE : 0.418			
LAP	SECTOR 1	SECTOR 2	LAP TIME	MPH	DIFF	TIME OF DAY	
1 -		43.723	3:15.332	54.71	1:04.514	12:19:39.322	
2 -	<b>1:27.338</b>	43.665	2:11.003 (2)	81.58	0.185	12:21:50.325	
3 -	1:27.998	43.827	2:11.825	81.07	1.007	12:24:02.150	
4 -	1:28.447	43.741	2:12.188	80.85	1.370	12:26:14.338	
5 -	1:27.647	43.704	2:11.351 (3)	81.37	0.533	12:28:25.689	
6 -	1:27.756	<b>43.062</b>	<b>2:10.818 (1)</b>	<b>81.70</b>		<b>12:30:36.507</b>	
7 -	1:27.674	44.242	2:11.916	81.02	1.098	12:32:48.423	

Weather / Track : Sunny / Dry

Snetterton 300  
Circuit Length = 2.9689 miles  
Start: 12:16 Flag 12:31 End: 12:34



# BMCR - MRO Championships 2021 - Rnd 2 @ Snetterton 300

## EDlasia Formula 400 & Blue Haze GP

### RACE 8 - SECTOR ANALYSIS



SECTOR 1 = FL to I1, SECTOR 2 = I1 to FL, DIFF = Difference To Personal Best Lap, P = Crossed Finish Line in Pit Lane, D = Time Disallowed

P16 57 GP		Liam McCARTER		Yamaha TZ -		
IDEAL LAP TIME : 2:10.601		BEST LAP TIME : 2:11.079		DIFFERENCE : 0.478		
LAP	SECTOR 1	SECTOR 2	LAP TIME	MPH	DIFF	TIME OF DAY
1 -		<b>42.978</b>	3:18.282	53.90	1:07.203	12:19:42.272
2 -	1:29.431	43.283	2:12.714	80.53	1.635	12:21:54.986
3 -	1:28.513	43.340	2:11.853 (3)	81.06	0.774	12:24:06.839
4 -	1:28.058	43.246	2:11.304 (2)	81.39	0.225	12:26:18.143
5 -	<b>1:27.623</b>	43.456	<b>2:11.079 (1)</b>	<b>81.53</b>		<b>12:28:29.222</b>
6 -	1:28.921	43.402	2:12.323	80.77	1.244	12:30:41.545
7 -	1:29.003	43.230	2:12.233	80.82	1.154	12:32:53.778

P17 3 GP		Tom BARRETT		Honda RS250 - RGV Workshop		
IDEAL LAP TIME : 2:10.393		BEST LAP TIME : 2:10.924		DIFFERENCE : 0.531		
LAP	SECTOR 1	SECTOR 2	LAP TIME	MPH	DIFF	TIME OF DAY
1 -		44.484	3:20.960	53.18	1:10.036	12:19:44.950
2 -	<b>1:27.177</b>	43.747	<b>2:10.924 (1)</b>	<b>81.63</b>		<b>12:21:55.874</b>
3 -	1:27.926	44.744	2:12.670	80.56	1.746	12:24:08.544
4 -	1:27.858	45.774	2:13.632	79.98	2.708	12:26:22.176
5 -	1:27.721	43.528	2:11.249 (2)	81.43	0.325	12:28:33.425
6 -	1:28.264	44.194	2:12.458 (3)	80.69	1.534	12:30:45.883
7 -	1:30.708	<b>43.216</b>	2:13.924	79.80	3.000	12:32:59.807

P18 7		Roy DEWHURST		Kawasaki ZXR 400 - Dawn		
IDEAL LAP TIME : 2:19.741		BEST LAP TIME : 2:20.339		DIFFERENCE : 0.598		
LAP	SECTOR 1	SECTOR 2	LAP TIME	MPH	DIFF	TIME OF DAY
1 -		48.514	2:33.035	69.84	12.696	12:18:57.025
2 -	1:33.845	47.638	2:21.483	75.54	1.144	12:21:18.508
3 -	1:34.328	47.318	2:21.646	75.45	1.307	12:23:40.154
4 -	1:34.358	46.886	2:21.244	75.67	0.905	12:26:01.398
5 -	<b>1:33.634</b>	47.254	2:20.888 (3)	75.86	0.549	12:28:22.286
6 -	1:33.879	47.008	2:20.887 (2)	75.86	0.548	12:30:43.173
7 -	1:34.232	<b>46.107</b>	<b>2:20.339 (1)</b>	<b>76.15</b>		<b>12:33:03.512</b>

P19 11 GP		Gael MACHARD		Yamaha TZ 250 4DP -		
IDEAL LAP TIME : 2:11.896		BEST LAP TIME : 2:12.032		DIFFERENCE : 0.136		
LAP	SECTOR 1	SECTOR 2	LAP TIME	MPH	DIFF	TIME OF DAY
1 -		<b>43.410</b>	3:17.881	54.01	1:05.849	12:19:41.871
2 -	<b>1:28.486</b>	43.546	<b>2:12.032 (1)</b>	<b>80.95</b>		<b>12:21:53.903</b>
3 -	1:28.662	43.974	2:12.636	80.58	0.604	12:24:06.539
4 -	1:29.127	43.471	2:12.598 (3)	80.60	0.566	12:26:19.137
5 -	1:28.568	43.686	2:12.254 (2)	80.81	0.222	12:28:31.391
6 -	1:29.325	45.169	2:14.494	79.46	2.462	12:30:45.885
7 -	1:32.544	47.013	2:19.557	76.58	7.525	12:33:05.442

P20 121		Richard NEWMAN		Kawasaki ZXR400L - Dom Spencer		
IDEAL LAP TIME : 2:19.545		BEST LAP TIME : 2:20.289		DIFFERENCE : 0.744		
LAP	SECTOR 1	SECTOR 2	LAP TIME	MPH	DIFF	TIME OF DAY
1 -		47.447	2:28.780	71.83	8.491	12:18:52.770
2 -	1:34.994	53.751	2:28.745	71.85	8.456	12:21:21.515
3 -	1:34.043	47.056	2:21.099	75.74	0.810	12:23:42.614
4 -	1:33.492	47.269	2:20.761 (2)	75.93	0.472	12:26:03.375
5 -	1:33.600	47.445	2:21.045	75.77	0.756	12:28:24.420
6 -	1:33.544	<b>46.745</b>	<b>2:20.289 (1)</b>	<b>76.18</b>		<b>12:30:44.709</b>
7 -	<b>1:32.800</b>	48.096	2:20.896 (3)	75.85	0.607	12:33:05.605

Weather / Track : Sunny / Dry

Snetterton 300  
Circuit Length = 2.9689 miles  
Start: 12:16 Flag 12:31 End: 12:34

# BMCRC - MRO Championships 2021 - Rnd 2 @ Snetterton 300

## EDlasia Formula 400 & Blue Haze GP

### RACE 8 - SECTOR ANALYSIS



SECTOR 1 = FL to I1, SECTOR 2 = I1 to FL, DIFF = Difference To Personal Best Lap, P = Crossed Finish Line in Pit Lane, D = Time Disallowed

P21 222 S		Matthew EPPS		Kawasaki ZXR400 - M.E Vehicle Repairs		
IDEAL LAP TIME : 2:19.527		BEST LAP TIME : 2:20.075		DIFFERENCE : 0.548		
LAP	SECTOR 1	SECTOR 2	LAP TIME	MPH	DIFF	TIME OF DAY
1 -		49.006	2:33.140	69.79	13.065	12:18:57.130
2 -	1:34.938	48.099	2:23.037	74.72	2.962	12:21:20.167
3 -	1:35.922	47.902	2:23.824	74.31	3.749	12:23:43.991
4 -	1:34.151	<b>47.072</b>	2:21.223	75.68	1.148	12:26:05.214
5 -	1:33.082	47.728	2:20.810 (3)	75.90	0.735	12:28:26.024
6 -	1:32.778	47.514	2:20.292 (2)	76.18	0.217	12:30:46.316
7 -	<b>1:32.455</b>	47.620	<b>2:20.075 (1)</b>	<b>76.30</b>		<b>12:33:06.391</b>

P22 77 GP		Andrew GLASGOW		Yamaha TZ250 5KE - Hiab service (hw) ltd		
IDEAL LAP TIME : 2:15.057		BEST LAP TIME : 2:15.790		DIFFERENCE : 0.733		
LAP	SECTOR 1	SECTOR 2	LAP TIME	MPH	DIFF	TIME OF DAY
1 -		<b>44.014</b>	3:21.302	53.09	1:05.512	12:19:45.292
2 -	<b>1:31.043</b>	44.862	2:15.905 (2)	78.64	0.115	12:22:01.197
3 -	1:31.453	45.047	2:16.500	78.30	0.710	12:24:17.697
4 -	1:31.580	44.824	2:16.404 (3)	78.35	0.614	12:26:34.101
5 -	1:31.046	44.744	<b>2:15.790 (1)</b>	<b>78.71</b>		<b>12:28:49.891</b>
6 -	1:39.891	45.816	2:25.707	73.35	9.917	12:31:15.598
7 -	1:31.787	45.219	2:17.006	78.01	1.216	12:33:32.604

P23 32 R		Conor MURRAY		Kawasaki NINJA 300 -		
IDEAL LAP TIME : 2:26.276		BEST LAP TIME : 2:26.345		DIFFERENCE : 0.069		
LAP	SECTOR 1	SECTOR 2	LAP TIME	MPH	DIFF	TIME OF DAY
1 -		48.756	2:35.828	68.58	9.483	12:18:59.818
2 -	1:39.027	50.202	2:29.229	71.62	2.884	12:21:29.047
3 -	1:38.769	<b>48.300</b>	2:27.069	72.67	0.724	12:23:56.116
4 -	1:38.921	49.432	2:28.353	72.04	2.008	12:26:24.469
5 -	1:38.687	48.372	2:27.059 (3)	72.67	0.714	12:28:51.528
6 -	1:38.429	48.413	2:26.842 (2)	72.78	0.497	12:31:18.370
7 -	<b>1:37.976</b>	48.369	<b>2:26.345 (1)</b>	<b>73.03</b>		<b>12:33:44.715</b>

P24 73 S/R		Colvin TURNER		Yamaha TZR250 -		
IDEAL LAP TIME : 2:27.067		BEST LAP TIME : 2:27.890		DIFFERENCE : 0.823		
LAP	SECTOR 1	SECTOR 2	LAP TIME	MPH	DIFF	TIME OF DAY
1 -		<b>48.792</b>	2:36.040	68.49	8.150	12:19:00.030
2 -	<b>1:38.275</b>	50.858	2:29.133	71.66	1.243	12:21:29.163
3 -	1:38.727	49.258	2:27.985 (2)	72.22	0.095	12:23:57.148
4 -	1:38.279	49.611	<b>2:27.890 (1)</b>	<b>72.27</b>		<b>12:26:25.038</b>
5 -	1:38.848	49.305	2:28.153 (3)	72.14	0.263	12:28:53.191
6 -	1:39.929	51.366	2:31.295	70.64	3.405	12:31:24.486
7 -	1:42.426	51.159	2:33.585	69.59	5.695	12:33:58.071

P25 88 GP		George PRINOS		Yamaha TZ250 - KAPPA PLANNING LTD		
IDEAL LAP TIME : 2:18.704		BEST LAP TIME : 2:18.824		DIFFERENCE : 0.120		
LAP	SECTOR 1	SECTOR 2	LAP TIME	MPH	DIFF	TIME OF DAY
1 -		48.153	3:33.574	50.04	1:14.750	12:19:57.564
2 -	1:33.988	47.680	2:21.668	75.44	2.844	12:22:19.232
3 -	1:34.120	46.639	2:20.759 (3)	75.93	1.935	12:24:39.991
4 -	<b>1:32.462</b>	46.362	<b>2:18.824 (1)</b>	<b>76.99</b>		<b>12:26:58.815</b>
5 -	1:32.706	<b>46.242</b>	2:18.948 (2)	76.92	0.124	12:29:17.763
6 -	1:34.334	47.333	2:21.667	75.44	2.843	12:31:39.430

Weather / Track : Sunny / Dry

Snetterton 300  
 Circuit Length = 2.9689 miles  
 Start: 12:16 Flag 12:31 End: 12:34

# BMCRRC - MRO Championships 2021 - Rnd 2 @ Snetterton 300

## EDlasia Formula 400 & Blue Haze GP

### RACE 8 - SECTOR ANALYSIS



SECTOR 1 = FL to I1, SECTOR 2 = I1 to FL, DIFF = Difference To Personal Best Lap, P = Crossed Finish Line in Pit Lane, D = Time Disallowed

P26 132 GP Paul WHITING			Yamaha TZ250T - John Whiting			
IDEAL LAP TIME : 2:19.268		BEST LAP TIME : 2:19.268		DIFFERENCE : 0.000		
LAP	SECTOR 1	SECTOR 2	LAP TIME	MPH	DIFF	TIME OF DAY
1 -		47.473	3:30.260	50.83	1:10.992	12:19:54.250
2 -	1:34.841	48.309	2:23.150	74.66	3.882	12:22:17.400
3 -	1:34.591	46.853	2:21.444	75.56	2.176	12:24:38.844
4 -	<b>1:33.260</b>	<b>46.008</b>	<b>2:19.268 (1)</b>	<b>76.74</b>		<b>12:26:58.112</b>
5 -	1:34.642	46.317	2:20.959 (2)	75.82	1.691	12:29:19.071
6 -	1:33.960	47.003	2:20.963 (3)	75.82	1.695	12:31:40.034

P27 14 GP Vince CUNDLE			Yamaha TZ 250 - FONDSECA			
IDEAL LAP TIME : 2:20.449		BEST LAP TIME : 2:20.693		DIFFERENCE : 0.244		
LAP	SECTOR 1	SECTOR 2	LAP TIME	MPH	DIFF	TIME OF DAY
1 -		46.823	3:29.295	51.06	1:08.602	12:19:53.285
2 -	1:34.027	<b>46.666</b>	<b>2:20.693 (1)</b>	<b>75.96</b>		<b>12:22:13.978</b>
3 -	1:34.027	47.649	2:21.676	75.44	0.983	12:24:35.654
4 -	<b>1:33.783</b>	47.130	2:20.913 (2)	75.84	0.220	12:26:56.567
5 -	1:34.371	47.152	2:21.523 (3)	75.52	0.830	12:29:18.090
6 -	1:35.001	47.071	2:22.072	75.23	1.379	12:31:40.162

P28 21 GP Stuart THURTLE			Yamaha TZ250B 3YL - TeamTortoise Racing			
IDEAL LAP TIME : 2:21.053		BEST LAP TIME : 2:21.053		DIFFERENCE : 0.000		
LAP	SECTOR 1	SECTOR 2	LAP TIME	MPH	DIFF	TIME OF DAY
1 -		47.446	3:28.666	51.22	1:07.613	12:19:52.656
2 -	1:36.276	47.767	2:24.043	74.20	2.990	12:22:16.699
3 -	1:37.084	47.206	2:24.290	74.07	3.237	12:24:40.989
4 -	<b>1:34.080</b>	<b>46.973</b>	<b>2:21.053 (1)</b>	<b>75.77</b>		<b>12:27:02.042</b>
5 -	1:34.564	47.416	2:21.980 (3)	75.27	0.927	12:29:24.022
6 -	1:34.328	47.337	2:21.665 (2)	75.44	0.612	12:31:45.687

P29 75 R Jonathan ADEDOTUN			Kawasaki NINJA 300 -			
IDEAL LAP TIME : 2:31.226		BEST LAP TIME : 2:31.608		DIFFERENCE : 0.382		
LAP	SECTOR 1	SECTOR 2	LAP TIME	MPH	DIFF	TIME OF DAY
1 -		50.543	2:42.258	65.87	10.650	12:19:06.248
2 -	1:41.726	50.752	2:32.478 (3)	70.09	0.870	12:21:38.726
3 -	1:41.490	<b>50.118</b>	<b>2:31.608 (1)</b>	<b>70.49</b>		<b>12:24:10.334</b>
4 -	1:42.325	50.919	2:33.244	69.74	1.636	12:26:43.578
5 -	1:41.936	50.557	2:32.493	70.08	0.885	12:29:16.071
6 -	<b>1:41.108</b>	50.694	2:31.802 (2)	70.40	0.194	12:31:47.873

P30 144 GP Steve DUNN			Yamaha TZ250 -			
IDEAL LAP TIME : 2:25.820		BEST LAP TIME : 2:26.141		DIFFERENCE : 0.321		
LAP	SECTOR 1	SECTOR 2	LAP TIME	MPH	DIFF	TIME OF DAY
1 -		50.669	3:34.944	49.72	1:08.803	12:19:58.934
2 -	<b>1:36.889</b>	50.044	2:26.933 (3)	72.74	0.792	12:22:25.867
3 -	1:36.919	49.808	2:26.727 (2)	72.84	0.586	12:24:52.594
4 -	1:37.464	50.860	2:28.324	72.05	2.183	12:27:20.918
5 -	1:37.210	<b>48.931</b>	<b>2:26.141 (1)</b>	<b>73.13</b>		<b>12:29:47.059</b>
6 -	1:37.360	49.879	2:27.239	72.59	1.098	12:32:14.298

Weather / Track : Sunny / Dry

Snetterton 300  
Circuit Length = 2.9689 miles  
Start: 12:16 Flag 12:31 End: 12:34

# BMCRC - MRO Championships 2021 - Rnd 2 @ Snetterton 300

## EDlasia Formula 400 & Blue Haze GP

### RACE 8 - SECTOR ANALYSIS



SECTOR 1 = FL to I1, SECTOR 2 = I1 to FL, DIFF = Difference To Personal Best Lap, P = Crossed Finish Line in Pit Lane, D = Time Disallowed

P31 183 R		Simon CHAPPELL		Kawasaki NINJA 300 -			
IDEAL LAP TIME : 2:38.532		BEST LAP TIME : 2:40.801		DIFFERENCE : 2.269			
LAP	SECTOR 1	SECTOR 2	LAP TIME	MPH	DIFF	TIME OF DAY	
1 -		<b>53.223</b>	2:46.330	64.25	5.529	12:19:10.320	
2 -	1:49.287	55.880	2:45.167	64.71	4.366	12:21:55.487	
3 -	1:47.818	56.254	2:44.072	65.14	3.271	12:24:39.559	
4 -	1:47.031	55.125	2:42.156 (3)	65.91	1.355	12:27:21.715	
5 -	1:45.564	55.237	<b>2:40.801 (1)</b>	<b>66.46</b>		<b>12:30:02.516</b>	
6 -	<b>1:45.309</b>	55.508	2:40.817 (2)	66.46	0.016	12:32:43.333	

P32 286 S		Dan NEMATI		Honda VFR - OAL Connected			
IDEAL LAP TIME : 2:30.660		BEST LAP TIME : 2:30.807		DIFFERENCE : 0.147			
LAP	SECTOR 1	SECTOR 2	LAP TIME	MPH	DIFF	TIME OF DAY	
1 -		52.040	2:44.057 (3)	65.14	13.250	12:19:08.047	
2 -	1:42.265	<b>50.502</b>	2:32.767 (2)	69.96	1.960	12:21:40.814	
3 -	<b>1:40.158</b>	50.649	<b>2:30.807 (1)</b>	<b>70.87</b>		<b>12:24:11.621</b>	

P33 33 S		Carl JOHNSTONE		Yamaha FZR400RR - EDlasia			
IDEAL LAP TIME : 2:15.961		BEST LAP TIME : 2:16.469		DIFFERENCE : 0.508			
LAP	SECTOR 1	SECTOR 2	LAP TIME	MPH	DIFF	TIME OF DAY	
1 -		<b>44.564</b>	2:23.073 (2)	74.70	6.604	12:18:47.063	
2 -	<b>1:31.397</b>	45.072	<b>2:16.469 (1)</b>	<b>78.31</b>		<b>12:21:03.532</b>	

P34 92 GP		Jordan WAINWRIGHT		Yamaha TZ250T -			
IDEAL LAP TIME : 2:20.207		BEST LAP TIME : 2:20.238		DIFFERENCE : 0.031			
LAP	SECTOR 1	SECTOR 2	LAP TIME	MPH	DIFF	TIME OF DAY	
1 -		<b>47.441</b>	3:26.675 (2)	51.71	1:06.437	12:19:50.665	
2 -	<b>1:32.766</b>	47.472	<b>2:20.238 (1)</b>	<b>76.21</b>		<b>12:22:10.903</b>	

# BMCRC - MRO Championships 2021 - Rnd 2 @ Snetterton 300

## EDlasia Formula 400 & Blue Haze GP

### RACE 8 - BEST SECTORS

SECTOR 1			SECTOR 2			IDEAL / BEST COMPARISON						
POS	NO	NAME	TIME	NO	NAME	TIME	POS	NO	NAME	IDEAL	BEST	DIFF
									<b>PERFECT LAP</b>	<b>2:07.336</b>		
1	51	WHOLEY	1:25.094	51	WHOLEY	42.242	1	51	WHOLEY	2:07.336	2:07.884	0.548
2	48	WELSH	1:25.557	152	DIXON	42.365	2	48	WELSH	2:07.976	2:08.394	0.418
3	152	DIXON	1:25.909	48	WELSH	42.419	3	152	DIXON	2:08.274	2:08.517	0.243
4	44	DUFTON	1:26.973	57	McCARTER	42.978	4	44	DUFTON	2:10.053	2:10.053	0.000
5	4	SEATH	1:27.081	470	FARRAGHER	43.044	5	470	FARRAGHER	2:10.216	2:10.304	0.088
6	470	FARRAGHER	1:27.172	8	ATKINSON	43.062	6	3	BARRETT	2:10.393	2:10.924	0.531
7	3	BARRETT	1:27.177	44	DUFTON	43.080	7	8	ATKINSON	2:10.400	2:10.818	0.418
8	8	ATKINSON	1:27.338	3	BARRETT	43.216	8	4	SEATH	2:10.421	2:10.421	0.000
9	57	McCARTER	1:27.623	4	SEATH	43.340	9	57	McCARTER	2:10.601	2:11.079	0.478
10	15	JONES	1:28.107	11	MACHARD	43.410	10	11	MACHARD	2:11.896	2:12.032	0.136
11	85	ROBINSON	1:28.298	15	JONES	43.820	11	15	JONES	2:11.927	2:12.756	0.829
12	11	MACHARD	1:28.486	77	GLASGOW	44.014	12	85	ROBINSON	2:12.367	2:13.489	1.122
13	30	COOPER	1:29.345	30	COOPER	44.067	13	30	COOPER	2:13.412	2:13.512	0.100
14	47	CLARK	1:29.413	85	ROBINSON	44.069	14	47	CLARK	2:13.761	2:13.774	0.013
15	351	DIGBY-BAKER	1:29.621	47	CLARK	44.348	15	351	DIGBY-BAKER	2:14.606	2:14.688	0.082
16	52	JARMAN	1:30.376	33	JOHNSTONE	44.564	16	77	GLASGOW	2:15.057	2:15.790	0.733
17	91	NEAL	1:30.857	351	DIGBY-BAKER	44.985	17	33	JOHNSTONE	2:15.961	2:16.469	0.508
18	77	GLASGOW	1:31.043	91	NEAL	45.553	18	52	JARMAN	2:16.104	2:16.104	0.000
19	33	JOHNSTONE	1:31.397	52	JARMAN	45.728	19	91	NEAL	2:16.410	2:16.674	0.264
20	222	EPPS	1:32.455	132	WHITING	46.008	20	88	PRINOS	2:18.704	2:18.824	0.120
21	88	PRINOS	1:32.462	7	DEWHURST	46.107	21	132	WHITING	2:19.268	2:19.268	0.000
22	92	WAINWRIGHT	1:32.766	88	PRINOS	46.242	22	222	EPPS	2:19.527	2:20.075	0.548
23	121	NEWMAN	1:32.800	14	CUNDLE	46.666	23	121	NEWMAN	2:19.545	2:20.289	0.744
24	132	WHITING	1:33.260	121	NEWMAN	46.745	24	7	DEWHURST	2:19.741	2:20.339	0.598
25	7	DEWHURST	1:33.634	21	THURTL	46.973	25	92	WAINWRIGHT	2:20.207	2:20.238	0.031
26	14	CUNDLE	1:33.783	222	EPPS	47.072	26	14	CUNDLE	2:20.449	2:20.693	0.244
27	21	THURTL	1:34.080	92	WAINWRIGHT	47.441	27	21	THURTL	2:21.053	2:21.053	0.000
28	144	DUNN	1:36.889	32	MURRAY	48.300	28	144	DUNN	2:25.820	2:26.141	0.321
29	32	MURRAY	1:37.976	73	TURNER	48.792	29	32	MURRAY	2:26.276	2:26.345	0.069
30	73	TURNER	1:38.275	144	DUNN	48.931	30	73	TURNER	2:27.067	2:27.890	0.823
31	286	NEMATI	1:40.158	75	ADEDOTUN	50.118	31	286	NEMATI	2:30.660	2:30.807	0.147
32	75	ADEDOTUN	1:41.108	286	NEMATI	50.502	32	75	ADEDOTUN	2:31.226	2:31.608	0.382
33	183	CHAPPELL	1:45.309	183	CHAPPELL	53.223	33	183	CHAPPELL	2:38.532	2:40.801	2.269
34							34	22	BALLERINI		2:07.672	

Weather / Track : Sunny / Dry

Results can be found at [www.tsl-timing.com](http://www.tsl-timing.com)

Snetterton 300

Circuit Length = 2.9689 miles

Start: 12:16 Flag 12:31 End: 12:34

Printed - 12:34 Sunday, 30 May 2021

# BMCRC - MRO Championships 2021 - Rnd 2 @ Snetterton 300

## EDlasia Formula 400 & Blue Haze GP

### RACE 8 - STATISTICS

**Competitors Started** 34  
**Planned Start** 2021-05-30 @ 12:10:00.000  
**Actual Start** 2021-05-30 @ 12:16:23.990  
**Finish Time** 2021-05-30 @ 12:31:31.953  
**Track Length** 2.9689mi.  
**Total Laps** 217  
**Total Distance Covered** 644.2538mi.

#### Session Fastest Lap History

NO	CL	NAME	LAP TIME	TIME OF DAY	LAP	VEHICLE
48		Richie WELSH	2:14.571	12:18:38.569	1	Yamaha FZR 400 RRSP
48		Richie WELSH	2:08.771	12:20:47.340	2	Yamaha FZR 400 RRSP
152		Kam DIXON	2:08.517	12:22:57.413	3	Kawasaki NINJA 400
22	GP	Rik BALLERINI	2:08.015	12:24:01.969	3	Yamaha SPONDON TZ250
22	GP	Rik BALLERINI	2:07.672	12:32:35.508	7	Yamaha SPONDON TZ250

#### Session Leader History

NO	CL	NAME	FROM LAP	LAPS LED	DISTANCE	VEHICLE
48		Richie WELSH	1	7	20.78 miles	Yamaha FZR 400 RRSP

#### Flag History

TYPE	TIME OF DAY
GREEN	12:16:23.990
FINISH	12:31:31.953

#### Flag Statistics

TYPE	COUNT	TOTAL LAPS	TOTAL TIME
Green	1	7	17:41.231
Red	0	0	0.000
Safety Car	0	0	0.000
FCY	0	0	0.000

Weather / Track : Sunny / Dry

# BMCRC - MRO Championships 2021 - Rnd 2 @ Snetterton 300

## EDlasia Formula 400 & Blue Haze GP

### RACE 8 - STATISTICS

**CLASS :**

12 Starters

#### Fastest Lap History

NO	NAME	LAP TIME	TIME OF DAY	LAP	VEHICLE
48	Richie WELSH	2:14.571	12:18:38.569	1	Yamaha FZR 400 RRSP
48	Richie WELSH	2:08.771	12:20:47.340	2	Yamaha FZR 400 RRSP
152	Kam DIXON	2:08.517	12:22:57.413	3	Kawasaki NINJA 400
48	Richie WELSH	2:08.394	12:31:31.962	7	Yamaha FZR 400 RRSP

#### Leader History

NO	NAME	FROM LAP	LAPS LED	DISTANCE	VEHICLE
48	Richie WELSH	1	7	20.78 miles	Yamaha FZR 400 RRSP

# BMCRC - MRO Championships 2021 - Rnd 2 @ Snetterton 300

## EDlasia Formula 400 & Blue Haze GP

### RACE 8 - STATISTICS

CLASS : R

3 Starters

#### Fastest Lap History

NO	NAME	LAP TIME	TIME OF DAY	LAP	VEHICLE
32	Conor MURRAY	<b>2:35.828</b>	12:18:59.827	1	Kawasaki NINJA 300
32	Conor MURRAY	<b>2:29.229</b>	12:21:29.056	2	Kawasaki NINJA 300
32	Conor MURRAY	<b>2:27.069</b>	12:23:56.124	3	Kawasaki NINJA 300
32	Conor MURRAY	<b>2:27.059</b>	12:28:51.537	5	Kawasaki NINJA 300
32	Conor MURRAY	<b>2:26.842</b>	12:31:18.378	6	Kawasaki NINJA 300
32	Conor MURRAY	<b>2:26.345</b>	12:33:44.723	7	Kawasaki NINJA 300

#### Leader History

NO	NAME	FROM LAP	LAPS LED	DISTANCE	VEHICLE
32	Conor MURRAY	1	7	20.78 miles	Kawasaki NINJA 300



# BMCRC - MRO Championships 2021 - Rnd 2 @ Snetterton 300

## EDlasia Formula 400 & Blue Haze GP

### RACE 8 - STATISTICS

**CLASS : S**

5 Starters

#### Fastest Lap History

NO	NAME	LAP TIME	TIME OF DAY	LAP	VEHICLE
30	Alan COOPER	<b>2:20.847</b>	12:18:44.858	1	Yamaha TZR250
30	Alan COOPER	<b>2:13.512</b>	12:20:58.369	2	Yamaha TZR250

#### Leader History

NO	NAME	FROM LAP	LAPS LED	DISTANCE	VEHICLE
30	Alan COOPER	1	7	20.78 miles	Yamaha TZR250

# BMCRC - MRO Championships 2021 - Rnd 2 @ Snetterton 300

## EDlasia Formula 400 & Blue Haze GP

### RACE 8 - STATISTICS

CLASS : S/R

1 Starters

#### Fastest Lap History

NO	NAME	LAP TIME	TIME OF DAY	LAP	VEHICLE
73	Colvin TURNER	<b>2:36.040</b>	12:19:00.056	1	Yamaha TZR250
73	Colvin TURNER	<b>2:29.133</b>	12:21:29.189	2	Yamaha TZR250
73	Colvin TURNER	<b>2:27.985</b>	12:23:57.174	3	Yamaha TZR250
73	Colvin TURNER	<b>2:27.890</b>	12:26:25.064	4	Yamaha TZR250

#### Leader History

NO	NAME	FROM LAP	LAPS LED	DISTANCE	VEHICLE
73	Colvin TURNER	1	7	20.78 miles	Yamaha TZR250

# BMCRC - MRO Championships 2021 - Rnd 2 @ Snetterton 300

## EDlasia Formula 400 & Blue Haze GP

### RACE 8 - STATISTICS

CLASS : GP

13 Starters

#### Fastest Lap History

NO	NAME	LAP TIME	TIME OF DAY	LAP	VEHICLE
8	Phil ATKINSON	<b>3:15.332</b>	12:19:39.324	1	Yamaha TZ350
51	Kevin WHOLEY	<b>2:09.936</b>	12:21:49.334	2	Yamaha TZ 250
22	Rik BALLERINI	<b>2:09.850</b>	12:21:53.953	2	Yamaha SPONDON TZ250
51	Kevin WHOLEY	<b>2:09.130</b>	12:23:58.463	3	Yamaha TZ 250
22	Rik BALLERINI	<b>2:08.015</b>	12:24:01.969	3	Yamaha SPONDON TZ250
22	Rik BALLERINI	<b>2:07.672</b>	12:32:35.508	7	Yamaha SPONDON TZ250

#### Leader History

NO	NAME	FROM LAP	LAPS LED	DISTANCE	VEHICLE
8	Phil ATKINSON	1	1	2.96 miles	Yamaha TZ350
51	Kevin WHOLEY	2	4	11.87 miles	Yamaha TZ 250
22	Rik BALLERINI	6	2	5.93 miles	Yamaha SPONDON TZ250

Weather / Track : Sunny / Dry

Snetterton 300  
Circuit Length = 2.9689 miles  
Start: 12:16 Flag 12:31 End: 12:34

BMCRC - MRO Championships 2021 - Rnd 2 @ Snetterton 300



EDlasia Formula 400 & Blue Haze GP



RACE 18 - GRID (7 Laps)

ROW 13	39	58	Chris ROSE	38	174	David BOWLER	37	144	Steve DUNN	2:26.141
ROW 12	36	21	Stuart THURTLÉ	35	14	Vince CUNDLE	34	92	Jordan WAINWRIGHT	2:21.053 2:20.693 2:20.238
ROW 11	33	132	Paul WHITING	32	88	George PRINOS	31	77	Andrew GLASGOW	2:19.268 2:18.824 2:15.790
ROW 10	30	11	Gael MACHARD	29	57	Liam McCARTER	28	3	Tom BARRETT	2:12.032 2:11.079 2:10.924
ROW 9	27	8	Phil ATKINSON	26	51	Kevin WHOLEY	25	22	Rik BALLERINI	2:10.818 2:07.884 2:07.672
ROW 8	24			23			22			
ROW 7	21	183	Simon CHAPPELL	20	75	Jonathan ADEDOTUN	19	286	Dan NEMATI	2:40.801 2:31.608 2:30.807
ROW 6	18	73	Colvin TURNER	17	32	Conor MURRAY	16	7	Roy DEWHURST	2:27.890 2:26.345 2:20.339
ROW 5	15	121	Richard NEWMAN	14	222	Matthew EPPS	13	91	Kevin NEAL	2:20.289 2:20.075 2:16.674
ROW 4	12	33	Carl JOHNSTONE	11	52	Gary JARMAN	10	351	Sam DIGBY-BAKER	2:16.469 2:16.104 2:14.688
ROW 3	9	47	Allan CLARK	8	30	Alan COOPER	7	85	James ROBINSON	2:13.774 2:13.512 2:13.489
ROW 2	6	15	Chloe JONES	5	4	James SEATH	4	470	Joe FARRAGHER	2:12.756 2:10.421 2:10.304
ROW 1	3	44	Elliot DUFTON	2	152	Kam DIXON	1	48	Richie WELSH	2:10.053 2:08.517 2:08.394
<b>Pole</b>										



These results are provisional until the conclusion of any judicial and technical matters.

Snetterton 300  
Circuit Length = 2.9689 miles

Clerk Of Course :	Stewards :	Timekeeper : Craig Smith
-------------------	------------	--------------------------

Results can be found at [www.tsl-timing.com](http://www.tsl-timing.com)

Printed - 12:39 Sunday, 30 May 2021



# BMCRC - MRO Championships 2021 - Rnd 2 @ Snetterton 300



## EDlasia Formula 400 & Blue Haze GP



### RACE 18 - CLASSIFICATION

POS	NO	CL	PIC NAME	ENTRY	LAPS	TIME	GAP	DIFF	MPH	BEST	ON
1	48		1 Richie WELSH	Yamaha FZR 400 RRSP - EDEN'S BABY EXPERIE	6	12:57.642			82.46	2:08.405	4
2	152		2 Kam DIXON	Kawasaki NINJA 400 - Delicious Race Wear	6	13:03.508	5.866	5.866	81.84	2:08.776	2
3	4		3 James SEATH	Kawasaki ZXR400 L9 - Ovenden Earthmoving	6	13:14.246	16.604	10.738	80.74	2:10.406	2
4	470		4 Joe FARRAGHER	Kawasaki NINJA 400 - J C Utilities Ltd	6	13:18.318	20.676	4.072	80.32	2:10.140	5
5	44		5 Elliot DUFTON	Kawasaki NINJA 400 - Dad	6	13:21.681	24.039	3.363	79.99	2:11.765	5
6	85		6 James ROBINSON	Kawasaki ZXR400 - claire palastanga ceramics	6	13:28.310	30.668	6.629	79.33	2:13.447	6
7	47		7 Allan CLARK	Kawasaki ZXR400 - A Clark & Sons Builders	6	13:37.284	39.642	8.974	78.46	2:13.518	5
8	30	S	1 Alan COOPER	Yamaha TZR250 - twistgrip motorcycles	6	13:41.435	43.793	4.151	78.06	2:14.393	4
9	351	S	2 Sam DIGBY-BAKER	Kawasaki ZXR400 -	6	13:41.990	44.348	0.555	78.01	2:14.924	5
10	91		8 Kevin NEAL	Kawasaki ZXR400 -	6	13:54.952	57.310	12.962	76.80	2:16.793	3
11	22	GP	1 Rik BALLERINI	Yamaha SPONDON TZ250 - SCLS LTD, GECKO R	6	13:58.779	1:01.137	3.827	76.45	2:07.969	6
12	51	GP	2 Kevin WHOLEY	Yamaha TZ 250 - Twistgrip Motorcycles	6	13:58.858	1:01.216	0.079	76.44	2:07.855	5
13	8	GP	3 Phil ATKINSON	Yamaha TZ350 - Rose mot centre	6	14:17.909	1:20.267	19.051	74.74	2:10.462	2
14	57	GP	4 Liam McCARTER	Yamaha TZ -	6	14:23.063	1:25.421	5.154	74.30	2:11.974	2
15	121		9 Richard NEWMAN	Kawasaki ZXR400L - Dom Spencer	6	14:24.936	1:27.294	1.873	74.14	2:21.773	5
16	222	S	3 Matthew EPPS	Kawasaki ZXR400 - M.E Vehicle Repairs	6	14:31.936	1:34.294	7.000	73.54	2:21.477	6
17	77	GP	5 Andrew GLASGOW	Yamaha TZ250 5KE - Hiab service (hw) ltd	6	14:49.146	1:51.504	17.210	72.12	2:16.087	6
18	92	GP	6 Jordan WAINWRIGHT	Yamaha TZ250T -	6	14:49.151	1:51.509	0.005	72.12	2:15.367	6
19	32	R	1 Conor MURRAY	Kawasaki NINJA 300 -	6	14:57.897	2:00.255	8.746	71.42	2:26.982	5
20	75	R	2 Jonathan ADEDOTUN	Kawasaki NINJA 300 -	5	12:45.973	1 Lap	1 Lap	69.76	2:29.355	5
21	183	R	3 Simon CHAPPELL	Kawasaki NINJA 300 -	5	12:46.159	1 Lap	0.186	69.75	2:29.586	5
22	286	S	4 Dan NEMATI	Honda VFR - OAL Connected	5	12:50.536	1 Lap	4.377	69.35	2:30.102	5
23	21	GP	7 Stuart THURTLIE	Yamaha TZ250B 3YL - TeamTortoise Racing	5	12:57.212	1 Lap	6.676	68.75	2:21.981	4
24	132	GP	8 Paul WHITING	Yamaha TZ250T - John Whiting	5	12:57.231	1 Lap	0.019	68.75	2:20.179	4
25	14	GP	9 Vince CUNDLE	Yamaha TZ 250 - FONDSECA	5	13:02.136	1 Lap	4.905	68.32	2:22.252	3

#### NOT CLASSIFIED

DNF	15		Chloe JONES	Yamaha R3 - RICH ENERGY OMG RACING	6	13:18.423	20.781	0.000	80.31	2:09.873	6
DNF	73	S/R	Colvin TURNER	Yamaha TZR250 -	5	12:30.000	1 Lap	1 Lap	71.25	2:27.505	4
DNF	52		Gary JARMAN	Kawasaki ZXR 400 -	2	4:46.321	4 Laps	3 Laps	74.65	2:19.993	2
DNF	144	GP	Steve DUNN	Yamaha TZ250 -	2	6:16.083	4 Laps	1:29.762	56.83	2:34.549	2
DNF	3	GP	Tom BARRETT	Honda RS250 - RGV Workshop	1	3:23.458	5 Laps	1 Lap	52.53	3:23.458	1
DNF	11*	GP	Gael MACHARD	Yamaha TZ 250 4DP -	1	3:27.767	5 Laps	4.309	51.44	3:17.767	1
DNF	33	S	Carl JOHNSTONE	Yamaha FZR400RR - EDlasia	0						
DNF	88	GP	George PRINOS	Yamaha TZ250 - KAPPA PLANNING LTD	0						

#### FASTEST LAP

51	GP	Kevin WHOLEY	Yamaha TZ 250 - Twistgrip Motorcycles	5	2:07.855	83.59 mph	134.53 kph
48		Richie WELSH	Yamaha FZR 400 RRSP - EDEN'S BABY EXPERIE	4	2:08.405	83.23 mph	133.95 kph
30	S	Alan COOPER	Yamaha TZR250 - twistgrip motorcycles	4	2:14.393	79.52 mph	127.98 kph
32	R	Conor MURRAY	Kawasaki NINJA 300 -	5	2:26.982	72.71 mph	117.02 kph
73	S/R	Colvin TURNER	Yamaha TZR250 -	4	2:27.505	72.45 mph	116.61 kph

#### Race stopped

\* Bike 11 - 10 second penalty - jump start  
 Class - 92.5% of Race Speed = 76.27 mph  
 Class S - 92.5% of Race Speed = 72.20 mph  
 Class GP - 92.5% of Race Speed = 70.71 mph  
 Class R - 92.5% of Race Speed = 66.06 mph

Snetterton 300: 2.9689 miles

Race Distance: 6 Laps / 17.81 miles

Start: 16:45 Flag 16:57 End: 17:03

Weather / Track : Sunny / Dry

These results are provisional until the conclusion of any judicial and technical matters.

Clerk Of Course :	Stewards :	Timekeeper : Craig Smith
-------------------	------------	--------------------------

Results can be found at [www.tsl-timing.com](http://www.tsl-timing.com)

Printed - 17:09 Sunday, 30 May 2021



# BMCRC - MRO Championships 2021 - Rnd 2 @ Snetterton 300

## EDlasia Formula 400 & Blue Haze GP

### RACE 18 - LAP CHART

LAP 1 @ 16:47:18.379			144 1:53.158 2:34.549			LAP 5 @ 16:55:53.308		
NO	BEHIND	LAP TIME	NO	BEHIND	LAP TIME	NO	BEHIND	LAP TIME
48		2:13.723	48		2:08.914	48		2:08.408
152	2.203	2:15.926	152	1.837	2:08.974	152	4.396	2:09.373
4	3.200	2:16.923	4	7.573	2:12.083	4	14.801	2:11.695
44	4.299	2:18.022	44	11.755	2:12.901	470	19.086	2:10.140
85	5.225	2:18.948	85	14.404	2:13.822	44	19.662	2:11.765
470	7.670	2:21.393	15	14.568	2:12.453	15	19.898	2:10.729
15	8.742	2:22.465	470	14.751	2:12.993	85	26.211	2:14.782
91	9.068	2:22.791	351	23.495	2:15.766	47	34.973	2:13.518
351	9.700	2:23.423	47	24.199	2:15.528	351	37.233	2:14.924
30	9.972	2:23.695	91	24.843	2:16.793	30	37.397	2:14.940
47	10.822	2:24.545	30	24.877	2:16.776	91	46.121	2:18.435
52	12.605	2:26.328	121	45.923	2:23.871	51	1:01.638	2:07.855
121	16.928	2:30.651	222	53.841	2:24.001	22	1:02.158	2:08.802
73	20.700	2:34.423	32	1:00.835	2:28.132	121	1:14.009	2:21.773
32	21.703	2:35.426	51	1:01.754	2:09.761	8	1:16.402	2:12.772
222	22.702	2:36.425	22	1:02.002	2:08.693	222	1:21.807	2:22.057
75	26.272	2:39.995	73	1:02.159	2:29.704	57	1:22.401	2:13.893
183	26.613	2:40.336	8	1:06.825	2:12.895	32	1:38.581	2:26.982
286	29.164	2:42.887	57	1:11.963	2:13.403	73	1:41.348	2:28.497
51	1:00.959	3:14.682	75	1:13.563	2:32.067	77	1:44.407	2:16.373
22	1:01.501	3:15.224	183	1:13.666	2:32.018	92	1:45.132	2:15.911
8	1:01.584	3:15.307	286	1:17.278	2:32.925	75	1:57.321	2:29.355
11	1:04.044	3:17.767	77	1:27.595	2:16.337	183	1:57.507	2:29.586
57	1:04.702	3:18.425	92	1:29.327	2:17.988	286	2:01.884	2:30.102
92	1:09.051	3:22.774	21	1:40.673	2:23.065	21	2:08.560	2:22.719
3	1:09.735	3:23.458	132	1:43.733	2:21.459	132	2:08.579	2:21.480
77	1:09.926	3:23.649	14	1:45.078	2:22.252			
21	1:11.455	3:25.178						
14	1:15.987	3:29.710						
132	1:16.331	3:30.054						
144	1:27.811	3:41.534						

LAP 2 @ 16:49:27.581			LAP 3 @ 16:51:36.495			LAP 4 @ 16:53:44.900			LAP 6 @ 16:58:02.298		
NO	BEHIND	LAP TIME	NO	BEHIND	LAP TIME	NO	BEHIND	LAP TIME	NO	BEHIND	LAP TIME
48		2:09.202	48		2:08.405	48		2:08.990	48		2:08.990
152	1.777	2:08.776	152	3.431	2:09.999	14	1 Lap	2:22.509	14	1 Lap	2:22.509
4	4.404	2:10.406	4	11.514	2:12.346	152	5.866	2:10.460	152	5.866	2:10.460
44	7.768	2:12.671	44	16.305	2:12.955	4	16.604	2:10.793	4	16.604	2:10.793
85	9.496	2:13.473	470	17.354	2:11.008	470	20.676	2:10.580	470	20.676	2:10.580
470	10.672	2:12.204	15	17.577	2:11.414	15	20.781	2:09.873	15	20.781	2:09.873
15	11.029	2:11.489	85	19.837	2:13.838	44	24.039	2:13.367	44	24.039	2:13.367
351	16.643	2:16.145	47	29.863	2:14.069	85	30.668	2:13.447	85	30.668	2:13.447
91	16.964	2:17.098	351	30.717	2:15.627	47	39.642	2:13.659	47	39.642	2:13.659
30	17.015	2:16.245	30	30.865	2:14.393	30	43.793	2:15.386	30	43.793	2:15.386
47	17.585	2:15.965	91	36.094	2:19.656	351	44.348	2:16.105	91	57.310	2:20.179
52	23.396	2:19.993	121	1:00.644	2:23.126	91	57.310	2:20.179	22	1:01.137	2:07.969
121	30.966	2:23.240	22	1:01.764	2:08.167	51	1:01.216	2:08.568	51	1:01.216	2:08.568
222	38.754	2:25.254	51	1:02.191	2:08.842	8	1:20.267	2:12.855	8	1:20.267	2:12.855
73	41.369	2:29.871	222	1:08.158	2:22.722	57	1:25.421	2:12.010	57	1:25.421	2:12.010
32	41.617	2:29.116	8	1:12.038	2:13.618	121	1:27.294	2:22.275	121	1:27.294	2:22.275
75	50.410	2:33.340	57	1:16.916	2:13.358	222	1:34.294	2:21.477	222	1:34.294	2:21.477
183	50.562	2:33.151	32	1:20.007	2:27.577	77	1:51.504	2:16.087	77	1:51.504	2:16.087
286	53.267	2:33.305	73	1:21.259	2:27.505	92	1:51.509	2:15.367	92	1:51.509	2:15.367
51	1:00.907	2:09.150	183	1:36.329	2:31.068	32	2:00.255	2:30.664	32	2:00.255	2:30.664
22	1:02.223	2:09.924	75	1:36.374	2:31.216						
8	1:02.844	2:10.462	77	1:36.442	2:17.252						
57	1:07.474	2:11.974	92	1:37.629	2:16.707						
77	1:20.172	2:19.448	286	1:40.190	2:31.317						
92	1:20.253	2:20.404	21	1:54.249	2:21.981						
21	1:26.522	2:24.269	132	1:55.507	2:20.179						
132	1:31.188	2:24.059	14	1:59.383	2:22.710						
14	1:31.740	2:24.955									

Weather / Track : Sunny / Dry

Results can be found at [www.tsl-timing.com](http://www.tsl-timing.com)

Snetterton 300  
Circuit Length = 2.9689 miles  
Start: 16:45 Flag 16:57 End: 17:03

Printed - 17:09 Sunday, 30 May 2021

# BMCRC - MRO Championships 2021 - Rnd 2 @ Snetterton 300

## EDlasia Formula 400 & Blue Haze GP

### RACE 18 - SECTOR ANALYSIS



SECTOR 1 = FL to I1, SECTOR 2 = I1 to FL, DIFF = Difference To Personal Best Lap, P = Crossed Finish Line in Pit Lane, D = Time Disallowed

<b>P1 48</b>		<b>Richie WELSH</b>		Yamaha FZR 400 RRSP - EDEN'S BABY EXPERIENCES/ PETI			
IDEAL LAP TIME : 2:08.333		BEST LAP TIME : 2:08.405		DIFFERENCE : 0.072			
LAP	SECTOR 1	SECTOR 2	LAP TIME	MPH	DIFF	TIME OF DAY	
1 -		42.353	2:13.723	79.92	5.318	16:47:18.379	
2 -	1:26.791	42.411	2:09.202	82.72	0.797	16:49:27.581	
3 -	1:26.039	42.875	2:08.914 (3)	82.90	0.509	16:51:36.495	
<b>4 -</b>	<b>1:25.990</b>	42.415	<b>2:08.405 (1)</b>	<b>83.23</b>		<b>16:53:44.900</b>	
5 -	1:26.065	<b>42.343</b>	2:08.408 (2)	83.23	0.003	16:55:53.308	
6 -	1:26.536	42.454	2:08.990	82.85	0.585	16:58:02.298	

<b>P2 152</b>		<b>Kam DIXON</b>		Kawasaki NINJA 400 - Delicious Race Wear			
IDEAL LAP TIME : 2:08.597		BEST LAP TIME : 2:08.776		DIFFERENCE : 0.179			
LAP	SECTOR 1	SECTOR 2	LAP TIME	MPH	DIFF	TIME OF DAY	
1 -		42.471	2:15.926	78.63	7.150	16:47:20.582	
<b>2 -</b>	1:26.753	<b>42.023</b>	<b>2:08.776 (1)</b>	<b>82.99</b>		<b>16:49:29.358</b>	
3 -	<b>1:26.574</b>	42.400	2:08.974 (2)	82.87	0.198	16:51:38.332	
4 -	1:26.854	43.145	2:09.999	82.21	1.223	16:53:48.331	
5 -	1:26.678	42.695	2:09.373 (3)	82.61	0.597	16:55:57.704	
6 -	1:27.646	42.814	2:10.460	81.92	1.684	16:58:08.164	

<b>P3 4</b>		<b>James SEATH</b>		Kawasaki ZXR400 L9 - Ovenden Earthmoving			
IDEAL LAP TIME : 2:10.221		BEST LAP TIME : 2:10.406		DIFFERENCE : 0.185			
LAP	SECTOR 1	SECTOR 2	LAP TIME	MPH	DIFF	TIME OF DAY	
1 -		<b>43.167</b>	2:16.923	78.05	6.517	16:47:21.579	
<b>2 -</b>	1:27.069	43.337	<b>2:10.406 (1)</b>	<b>81.96</b>		<b>16:49:31.985</b>	
3 -	1:27.765	44.318	2:12.083	80.91	1.677	16:51:44.068	
4 -	1:28.109	44.237	2:12.346	80.75	1.940	16:53:56.414	
5 -	1:28.033	43.662	2:11.695 (3)	81.15	1.289	16:56:08.109	
6 -	<b>1:27.054</b>	43.739	2:10.793 (2)	81.71	0.387	16:58:18.902	

<b>P4 470</b>		<b>Joe FARRAGHER</b>		Kawasaki NINJA 400 - J C Utilities Ltd			
IDEAL LAP TIME : 2:09.874		BEST LAP TIME : 2:10.140		DIFFERENCE : 0.266			
LAP	SECTOR 1	SECTOR 2	LAP TIME	MPH	DIFF	TIME OF DAY	
1 -		44.006	2:21.393	75.59	11.253	16:47:26.049	
2 -	1:28.785	43.419	2:12.204	80.84	2.064	16:49:38.253	
3 -	1:28.141	44.852	2:12.993	80.36	2.853	16:51:51.246	
4 -	1:27.838	43.170	2:11.008 (3)	81.58	0.868	16:54:02.254	
<b>5 -</b>	<b>1:27.100</b>	43.040	<b>2:10.140 (1)</b>	<b>82.12</b>		<b>16:56:12.394</b>	
6 -	1:27.806	<b>42.774</b>	2:10.580 (2)	81.85	0.440	16:58:22.974	

<b>P5 44</b>		<b>Elliot DUFTON</b>		Kawasaki NINJA 400 - Dad			
IDEAL LAP TIME : 2:11.765		BEST LAP TIME : 2:11.765		DIFFERENCE : 0.000			
LAP	SECTOR 1	SECTOR 2	LAP TIME	MPH	DIFF	TIME OF DAY	
1 -		44.119	2:18.022	77.43	6.257	16:47:22.678	
2 -	1:28.737	43.934	2:12.671 (2)	80.56	0.906	16:49:35.349	
3 -	1:28.824	44.077	2:12.901 (3)	80.42	1.136	16:51:48.250	
4 -	1:29.080	43.875	2:12.955	80.38	1.190	16:54:01.205	
<b>5 -</b>	<b>1:28.190</b>	<b>43.575</b>	<b>2:11.765 (1)</b>	<b>81.11</b>		<b>16:56:12.970</b>	
6 -	1:28.880	44.487	2:13.367	80.14	1.602	16:58:26.337	

Weather / Track : Sunny / Dry

Snetterton 300  
Circuit Length = 2.9689 miles  
Start: 16:45 Flag 16:57 End: 17:03

# BMCRC - MRO Championships 2021 - Rnd 2 @ Snetterton 300

## EDlasia Formula 400 & Blue Haze GP

### RACE 18 - SECTOR ANALYSIS



SECTOR 1 = FL to I1, SECTOR 2 = I1 to FL, DIFF = Difference To Personal Best Lap, P = Crossed Finish Line in Pit Lane, D = Time Disallowed

<b>P6 85</b>		<b>James ROBINSON</b>		Kawasaki ZXR400 - claire palastanga ceramics		
IDEAL LAP TIME : 2:12.973		BEST LAP TIME : 2:13.447		DIFFERENCE : 0.474		
LAP	SECTOR 1	SECTOR 2	LAP TIME	MPH	DIFF	TIME OF DAY
1 -		<b>44.356</b>	2:18.948	76.92	5.501	16:47:23.604
2 -	1:28.743	44.730	2:13.473 (2)	80.07	0.026	16:49:37.077
3 -	1:28.686	45.136	2:13.822 (3)	79.86	0.375	16:51:50.899
4 -	1:29.224	44.614	2:13.838	79.85	0.391	16:54:04.737
5 -	1:29.641	45.141	2:14.782	79.29	1.335	16:56:19.519
6 -	<b>1:28.617</b>	44.830	<b>2:13.447 (1)</b>	<b>80.09</b>		<b>16:58:32.966</b>

<b>P7 47</b>		<b>Allan CLARK</b>		Kawasaki ZXR400 - A Clark & Sons Builders		
IDEAL LAP TIME : 2:13.410		BEST LAP TIME : 2:13.518		DIFFERENCE : 0.108		
LAP	SECTOR 1	SECTOR 2	LAP TIME	MPH	DIFF	TIME OF DAY
1 -		44.900	2:24.545	73.94	11.027	16:47:29.201
2 -	1:30.306	45.659	2:15.965	78.60	2.447	16:49:45.166
3 -	1:29.798	45.730	2:15.528	78.86	2.010	16:52:00.694
4 -	1:29.590	<b>44.479</b>	2:14.069 (3)	79.72	0.551	16:54:14.763
5 -	<b>1:28.931</b>	44.587	<b>2:13.518 (1)</b>	<b>80.04</b>		<b>16:56:28.281</b>
6 -	1:29.087	44.572	2:13.659 (2)	79.96	0.141	16:58:41.940

<b>P8 30 S</b>		<b>Alan COOPER</b>		Yamaha TZR250 - twistgrip motorcycles		
IDEAL LAP TIME : 2:14.393		BEST LAP TIME : 2:14.393		DIFFERENCE : 0.000		
LAP	SECTOR 1	SECTOR 2	LAP TIME	MPH	DIFF	TIME OF DAY
1 -		45.343	2:23.695	74.37	9.302	16:47:28.351
2 -	1:30.873	45.372	2:16.245	78.44	1.852	16:49:44.596
3 -	1:30.939	45.837	2:16.776	78.14	2.383	16:52:01.372
4 -	<b>1:29.739</b>	<b>44.654</b>	<b>2:14.393 (1)</b>	<b>79.52</b>		<b>16:54:15.765</b>
5 -	1:30.060	44.880	2:14.940 (2)	79.20	0.547	16:56:30.705
6 -	1:30.279	45.107	2:15.386 (3)	78.94	0.993	16:58:46.091

<b>P9 351 S</b>		<b>Sam DIGBY-BAKER</b>		Kawasaki ZXR400 -		
IDEAL LAP TIME : 2:14.924		BEST LAP TIME : 2:14.924		DIFFERENCE : 0.000		
LAP	SECTOR 1	SECTOR 2	LAP TIME	MPH	DIFF	TIME OF DAY
1 -		45.236	2:23.423	74.52	8.499	16:47:28.079
2 -	1:30.807	45.338	2:16.145	78.50	1.221	16:49:44.224
3 -	1:30.400	45.366	2:15.766 (3)	78.72	0.842	16:51:59.990
4 -	1:30.450	45.177	2:15.627 (2)	78.80	0.703	16:54:15.617
5 -	<b>1:29.870</b>	<b>45.054</b>	<b>2:14.924 (1)</b>	<b>79.21</b>		<b>16:56:30.541</b>
6 -	1:30.095	46.010	2:16.105	78.52	1.181	16:58:46.646

<b>P10 91</b>		<b>Kevin NEAL</b>		Kawasaki ZXR400 -		
IDEAL LAP TIME : 2:16.129		BEST LAP TIME : 2:16.793		DIFFERENCE : 0.664		
LAP	SECTOR 1	SECTOR 2	LAP TIME	MPH	DIFF	TIME OF DAY
1 -		<b>45.758</b>	2:22.791	74.85	5.998	16:47:27.447
2 -	1:30.733	46.365	2:17.098 (2)	77.95	0.305	16:49:44.545
3 -	<b>1:30.371</b>	46.422	<b>2:16.793 (1)</b>	<b>78.13</b>		<b>16:52:01.338</b>
4 -	1:33.356	46.300	2:19.656	76.53	2.863	16:54:20.994
5 -	1:32.252	46.183	2:18.435 (3)	77.20	1.642	16:56:39.429
6 -	1:33.158	47.021	2:20.179	76.24	3.386	16:58:59.608

Weather / Track : Sunny / Dry

Snetterton 300  
Circuit Length = 2.9689 miles  
Start: 16:45 Flag 16:57 End: 17:03



# BMCR - MRO Championships 2021 - Rnd 2 @ Snetterton 300

## EDlasia Formula 400 & Blue Haze GP

### RACE 18 - SECTOR ANALYSIS



SECTOR 1 = FL to I1, SECTOR 2 = I1 to FL, DIFF = Difference To Personal Best Lap, P = Crossed Finish Line in Pit Lane, D = Time Disallowed

P11 22 GP		Rik BALLERINI		Yamaha SPONDON TZ250 - SCLS LTD, GECKO RACING, CAI			
IDEAL LAP TIME : 2:07.557		BEST LAP TIME : 2:07.969		DIFFERENCE : 0.412			
LAP	SECTOR 1	SECTOR 2	LAP TIME	MPH	DIFF	TIME OF DAY	
1 -		43.249	3:15.224	54.74	1:07.255	16:48:19.880	
2 -	1:27.269	42.655	2:09.924	82.26	1.955	16:50:29.804	
3 -	1:26.553	<b>42.140</b>	2:08.693 (3)	83.05	0.724	16:52:38.497	
4 -	1:25.930	42.237	2:08.167 (2)	83.39	0.198	16:54:46.664	
5 -	1:26.649	42.153	2:08.802	82.98	0.833	16:56:55.466	
6 -	<b>1:25.417</b>	42.552	<b>2:07.969 (1)</b>	<b>83.52</b>		<b>16:59:03.435</b>	

P12 51 GP		Kevin WHOLEY		Yamaha TZ 250 - Twistgrip Motorcycles			
IDEAL LAP TIME : 2:07.566		BEST LAP TIME : 2:07.855		DIFFERENCE : 0.289			
LAP	SECTOR 1	SECTOR 2	LAP TIME	MPH	DIFF	TIME OF DAY	
1 -		43.361	3:14.682	54.89	1:06.827	16:48:19.338	
2 -	1:26.927	42.223	2:09.150	82.75	1.295	16:50:28.488	
3 -	1:26.910	42.851	2:09.761	82.36	1.906	16:52:38.249	
4 -	1:26.462	42.380	2:08.842 (3)	82.95	0.987	16:54:47.091	
5 -	<b>1:25.425</b>	42.430	<b>2:07.855 (1)</b>	<b>83.59</b>		<b>16:56:54.946</b>	
6 -	1:26.427	<b>42.141</b>	2:08.568 (2)	83.13	0.713	16:59:03.514	

P13 8 GP		Phil ATKINSON		Yamaha TZ350 - Rose mot centre			
IDEAL LAP TIME : 2:10.462		BEST LAP TIME : 2:10.462		DIFFERENCE : 0.000			
LAP	SECTOR 1	SECTOR 2	LAP TIME	MPH	DIFF	TIME OF DAY	
1 -		44.430	3:15.307	54.72	1:04.845	16:48:19.963	
2 -	<b>1:27.064</b>	<b>43.398</b>	<b>2:10.462 (1)</b>	<b>81.92</b>		<b>16:50:30.425</b>	
3 -	1:28.683	44.212	2:12.895	80.42	2.433	16:52:43.320	
4 -	1:28.902	44.716	2:13.618	79.98	3.156	16:54:56.938	
5 -	1:28.468	44.304	2:12.772 (2)	80.49	2.310	16:57:09.710	
6 -	1:29.126	43.729	2:12.855 (3)	80.44	2.393	16:59:22.565	

P14 57 GP		Liam McCARTER		Yamaha TZ -			
IDEAL LAP TIME : 2:11.268		BEST LAP TIME : 2:11.974		DIFFERENCE : 0.706			
LAP	SECTOR 1	SECTOR 2	LAP TIME	MPH	DIFF	TIME OF DAY	
1 -		<b>43.064</b>	3:18.425	53.86	1:06.451	16:48:23.081	
2 -	1:28.643	43.331	<b>2:11.974 (1)</b>	<b>80.98</b>		<b>16:50:35.055</b>	
3 -	<b>1:28.204</b>	45.199	2:13.403	80.11	1.429	16:52:48.458	
4 -	1:28.795	44.563	2:13.358 (3)	80.14	1.384	16:55:01.816	
5 -	1:29.085	44.808	2:13.893	79.82	1.919	16:57:15.709	
6 -	1:28.430	43.580	2:12.010 (2)	80.96	0.036	16:59:27.719	

P15 121		Richard NEWMAN		Kawasaki ZXR400L - Dom Spencer			
IDEAL LAP TIME : 2:21.773		BEST LAP TIME : 2:21.773		DIFFERENCE : 0.000			
LAP	SECTOR 1	SECTOR 2	LAP TIME	MPH	DIFF	TIME OF DAY	
1 -		47.857	2:30.651	70.94	8.878	16:47:35.307	
2 -	1:35.391	47.849	2:23.240	74.61	1.467	16:49:58.547	
3 -	1:35.392	48.479	2:23.871	74.28	2.098	16:52:22.418	
4 -	1:35.561	47.565	2:23.126 (3)	74.67	1.353	16:54:45.544	
5 -	<b>1:34.674</b>	<b>47.099</b>	<b>2:21.773 (1)</b>	<b>75.38</b>		<b>16:57:07.317</b>	
6 -	1:34.822	47.453	2:22.275 (2)	75.12	0.502	16:59:29.592	

Weather / Track : Sunny / Dry

Snetterton 300  
Circuit Length = 2.9689 miles  
Start: 16:45 Flag 16:57 End: 17:03

# BMCR - MRO Championships 2021 - Rnd 2 @ Snetterton 300

## EDlasia Formula 400 & Blue Haze GP

### RACE 18 - SECTOR ANALYSIS



SECTOR 1 = FL to I1, SECTOR 2 = I1 to FL, DIFF = Difference To Personal Best Lap, P = Crossed Finish Line in Pit Lane, D = Time Disallowed

P16 222 S		Matthew EPPS		Kawasaki ZXR400 - M.E Vehicle Repairs		
IDEAL LAP TIME : 2:21.475		BEST LAP TIME : 2:21.477		DIFFERENCE : 0.002		
LAP	SECTOR 1	SECTOR 2	LAP TIME	MPH	DIFF	TIME OF DAY
1 -		48.598	2:36.425	68.32	14.948	16:47:41.081
2 -	1:36.607	48.647	2:25.254	73.58	3.777	16:50:06.335
3 -	1:34.545	49.456	2:24.001	74.22	2.524	16:52:30.336
4 -	1:34.708	48.014	2:22.722 (3)	74.88	1.245	16:54:53.058
5 -	1:34.396	<b>47.661</b>	2:22.057 (2)	75.23	0.580	16:57:15.115
6 -	<b>1:33.814</b>	47.663	<b>2:21.477 (1)</b>	<b>75.54</b>		<b>16:59:36.592</b>

P17 77 GP		Andrew GLASGOW		Yamaha TZ250 5KE - Hiab service (hw) ltd		
IDEAL LAP TIME : 2:15.303		BEST LAP TIME : 2:16.087		DIFFERENCE : 0.784		
LAP	SECTOR 1	SECTOR 2	LAP TIME	MPH	DIFF	TIME OF DAY
1 -		46.714	3:23.649	52.48	1:07.562	16:48:28.305
2 -	1:32.765	46.683	2:19.448	76.64	3.361	16:50:47.753
3 -	<b>1:30.627</b>	45.710	2:16.337 (2)	78.39	0.250	16:53:04.090
4 -	1:31.300	45.952	2:17.252	77.87	1.165	16:55:21.342
5 -	1:31.500	44.873	2:16.373 (3)	78.37	0.286	16:57:37.715
6 -	1:31.411	<b>44.676</b>	<b>2:16.087 (1)</b>	<b>78.53</b>		<b>16:59:53.802</b>

P18 92 GP		Jordan WAINWRIGHT		Yamaha TZ250T -		
IDEAL LAP TIME : 2:15.151		BEST LAP TIME : 2:15.367		DIFFERENCE : 0.216		
LAP	SECTOR 1	SECTOR 2	LAP TIME	MPH	DIFF	TIME OF DAY
1 -		47.572	3:22.774	52.70	1:07.407	16:48:27.430
2 -	1:32.481	47.923	2:20.404	76.12	5.037	16:50:47.834
3 -	1:30.904	47.084	2:17.988	77.45	2.621	16:53:05.822
4 -	1:30.924	45.783	2:16.707 (3)	78.18	1.340	16:55:22.529
5 -	1:30.359	<b>45.552</b>	2:15.911 (2)	78.64	0.544	16:57:38.440
6 -	<b>1:29.599</b>	45.768	<b>2:15.367 (1)</b>	<b>78.95</b>		<b>16:59:53.807</b>

P19 32 R		Conor MURRAY		Kawasaki NINJA 300 -		
IDEAL LAP TIME : 2:26.913		BEST LAP TIME : 2:26.982		DIFFERENCE : 0.069		
LAP	SECTOR 1	SECTOR 2	LAP TIME	MPH	DIFF	TIME OF DAY
1 -		49.650	2:35.426	68.76	8.444	16:47:40.082
2 -	1:39.879	49.237	2:29.116	71.67	2.134	16:50:09.198
3 -	1:39.480	48.652	2:28.132 (3)	72.15	1.150	16:52:37.330
4 -	1:39.205	<b>48.372</b>	2:27.577 (2)	72.42	0.595	16:55:04.907
5 -	<b>1:38.541</b>	48.441	<b>2:26.982 (1)</b>	<b>72.71</b>		<b>16:57:31.889</b>
6 -	1:41.177	49.487	2:30.664	70.93	3.682	17:00:02.553

P20 75 R		Jonathan ADEDOTUN		Kawasaki NINJA 300 -		
IDEAL LAP TIME : 2:29.355		BEST LAP TIME : 2:29.355		DIFFERENCE : 0.000		
LAP	SECTOR 1	SECTOR 2	LAP TIME	MPH	DIFF	TIME OF DAY
1 -		49.909	2:39.995	66.80	10.640	16:47:44.651
2 -	1:42.453	50.887	2:33.340	69.70	3.985	16:50:17.991
3 -	1:41.660	50.407	2:32.067 (3)	70.28	2.712	16:52:50.058
4 -	1:40.649	50.567	2:31.216 (2)	70.68	1.861	16:55:21.274
5 -	<b>1:39.541</b>	<b>49.814</b>	<b>2:29.355 (1)</b>	<b>71.56</b>		<b>16:57:50.629</b>

P21 183 R		Simon CHAPPELL		Kawasaki NINJA 300 -		
IDEAL LAP TIME : 2:29.586		BEST LAP TIME : 2:29.586		DIFFERENCE : 0.000		
LAP	SECTOR 1	SECTOR 2	LAP TIME	MPH	DIFF	TIME OF DAY
1 -		50.199	2:40.336	66.66	10.750	16:47:44.992
2 -	1:42.030	51.121	2:33.151	69.78	3.565	16:50:18.143
3 -	1:41.498	50.520	2:32.018 (3)	70.30	2.432	16:52:50.161
4 -	1:40.720	50.348	2:31.068 (2)	70.75	1.482	16:55:21.229
5 -	<b>1:39.638</b>	<b>49.948</b>	<b>2:29.586 (1)</b>	<b>71.45</b>		<b>16:57:50.815</b>

Weather / Track : Sunny / Dry

Snetterton 300  
Circuit Length = 2.9689 miles  
Start: 16:45 Flag 16:57 End: 17:03

# BMCRC - MRO Championships 2021 - Rnd 2 @ Snetterton 300

## EDlasia Formula 400 & Blue Haze GP

### RACE 18 - SECTOR ANALYSIS



SECTOR 1 = FL to I1, SECTOR 2 = I1 to FL, DIFF = Difference To Personal Best Lap, P = Crossed Finish Line in Pit Lane, D = Time Disallowed

P22 286 S		Dan NEMATI		Honda VFR - OAL Connected		
IDEAL LAP TIME : 2:30.102		BEST LAP TIME : 2:30.102		DIFFERENCE : 0.000		
LAP	SECTOR 1	SECTOR 2	LAP TIME	MPH	DIFF	TIME OF DAY
1 -		51.320	2:42.887	65.61	12.785	16:47:47.543
2 -	1:41.990	51.315	2:33.305	69.71	3.203	16:50:20.848
3 -	1:42.872	50.053	2:32.925 (3)	69.89	2.823	16:52:53.773
4 -	1:40.934	50.383	2:31.317 (2)	70.63	1.215	16:55:25.090
5 -	<b>1:40.533</b>	<b>49.569</b>	<b>2:30.102 (1)</b>	<b>71.20</b>		<b>16:57:55.192</b>

P23 21 GP		Stuart THURTLE		Yamaha TZ250B 3YL - TeamTortoise Racing		
IDEAL LAP TIME : 2:21.534		BEST LAP TIME : 2:21.981		DIFFERENCE : 0.447		
LAP	SECTOR 1	SECTOR 2	LAP TIME	MPH	DIFF	TIME OF DAY
1 -		<b>47.076</b>	3:25.178	52.09	1:03.197	16:48:29.834
2 -	1:36.382	47.887	2:24.269	74.08	2.288	16:50:54.103
3 -	1:34.658	48.407	2:23.065 (3)	74.70	1.084	16:53:17.168
4 -	<b>1:34.458</b>	47.523	<b>2:21.981 (1)</b>	<b>75.27</b>		<b>16:55:39.149</b>
5 -	1:35.119	47.600	2:22.719 (2)	74.88	0.738	16:58:01.868

P24 132 GP		Paul WHITING		Yamaha TZ250T - John Whiting		
IDEAL LAP TIME : 2:20.179		BEST LAP TIME : 2:20.179		DIFFERENCE : 0.000		
LAP	SECTOR 1	SECTOR 2	LAP TIME	MPH	DIFF	TIME OF DAY
1 -		48.450	3:30.054	50.88	1:09.875	16:48:34.710
2 -	1:36.409	47.650	2:24.059	74.19	3.880	16:50:58.769
3 -	1:34.720	46.739	2:21.459 (2)	75.55	1.280	16:53:20.228
4 -	<b>1:33.969</b>	<b>46.210</b>	<b>2:20.179 (1)</b>	<b>76.24</b>		<b>16:55:40.407</b>
5 -	1:34.265	47.215	2:21.480 (3)	75.54	1.301	16:58:01.887

P25 14 GP		Vince CUNDLE		Yamaha TZ 250 - FONDSECA		
IDEAL LAP TIME : 2:22.194		BEST LAP TIME : 2:22.252		DIFFERENCE : 0.058		
LAP	SECTOR 1	SECTOR 2	LAP TIME	MPH	DIFF	TIME OF DAY
1 -		48.490	3:29.710	50.96	1:07.458	16:48:34.366
2 -	1:36.853	48.102	2:24.955	73.73	2.703	16:50:59.321
3 -	<b>1:34.948</b>	47.304	<b>2:22.252 (1)</b>	<b>75.13</b>		<b>16:53:21.573</b>
4 -	1:35.464	<b>47.246</b>	2:22.710 (3)	74.89	0.458	16:55:44.283
5 -	1:34.966	47.543	2:22.509 (2)	74.99	0.257	16:58:06.792

P26 15		Chloe JONES		Yamaha R3 - RICH ENERGY OMG RACING		
IDEAL LAP TIME : 2:09.873		BEST LAP TIME : 2:09.873		DIFFERENCE : 0.000		
LAP	SECTOR 1	SECTOR 2	LAP TIME	MPH	DIFF	TIME OF DAY
1 -		44.219	2:22.465	75.02	12.592	16:47:27.121
2 -	1:28.266	43.223	2:11.489	81.28	1.616	16:49:38.610
3 -	1:27.900	44.553	2:12.453	80.69	2.580	16:51:51.063
4 -	1:28.148	43.266	2:11.414 (3)	81.33	1.541	16:54:02.477
5 -	1:27.389	43.340	2:10.729 (2)	81.75	0.856	16:56:13.206
6 -	<b>1:27.014</b>	<b>42.859</b>	<b>2:09.873 (1)</b>	<b>82.29</b>		<b>16:58:23.079</b>

P27 73 S/R		Colvin TURNER		Yamaha TZR250 -		
IDEAL LAP TIME : 2:27.505		BEST LAP TIME : 2:27.505		DIFFERENCE : 0.000		
LAP	SECTOR 1	SECTOR 2	LAP TIME	MPH	DIFF	TIME OF DAY
1 -		49.510	2:34.423	69.21	6.918	16:47:39.079
2 -	1:40.030	49.841	2:29.871	71.31	2.366	16:50:08.950
3 -	1:40.039	49.665	2:29.704 (3)	71.39	2.199	16:52:38.654
4 -	<b>1:38.348</b>	<b>49.157</b>	<b>2:27.505 (1)</b>	<b>72.45</b>		<b>16:55:06.159</b>
5 -	1:38.849	49.648	2:28.497 (2)	71.97	0.992	16:57:34.656

Weather / Track : Sunny / Dry

Snetterton 300  
Circuit Length = 2.9689 miles  
Start: 16:45 Flag 16:57 End: 17:03

# BMCRC - MRO Championships 2021 - Rnd 2 @ Snetterton 300

## EDlasia Formula 400 & Blue Haze GP

### RACE 18 - SECTOR ANALYSIS



SECTOR 1 = FL to I1, SECTOR 2 = I1 to FL, DIFF = Difference To Personal Best Lap, P = Crossed Finish Line in Pit Lane, D = Time Disallowed

P28 52		Gary JARMAN		Kawasaki ZXR 400 -		
IDEAL LAP TIME : 2:18.787		BEST LAP TIME : 2:19.993		DIFFERENCE : 1.206		
LAP	SECTOR 1	SECTOR 2	LAP TIME	MPH	DIFF	TIME OF DAY
1 -		<b>45.994</b>	2:26.328 (2)	73.04	6.335	16:47:30.984
2 -	<b>1:32.793</b>	47.200	<b>2:19.993 (1)</b>	<b>76.34</b>		<b>16:49:50.977</b>

P29 144 GP		Steve DUNN		Yamaha TZ250 -		
IDEAL LAP TIME : 2:32.155		BEST LAP TIME : 2:34.549		DIFFERENCE : 2.394		
LAP	SECTOR 1	SECTOR 2	LAP TIME	MPH	DIFF	TIME OF DAY
1 -		<b>50.840</b>	3:41.534 (2)	48.24	1:06.985	16:48:46.190
2 -	<b>1:41.315</b>	53.234	<b>2:34.549 (1)</b>	<b>69.15</b>		<b>16:51:20.739</b>

P30 3 GP		Tom BARRETT		Honda RS250 - RGV Workshop		
IDEAL LAP TIME :		BEST LAP TIME : 3:23.458		DIFFERENCE :		
LAP	SECTOR 1	SECTOR 2	LAP TIME	MPH	DIFF	TIME OF DAY
1 -		<b>45.845</b>	<b>3:23.458 (1)</b>	<b>52.53</b>		<b>16:48:28.114</b>

P31 11 GP		Gael MACHARD		Yamaha TZ 250 4DP -		
IDEAL LAP TIME : 2:16.474		BEST LAP TIME : 3:17.767		DIFFERENCE : 1:01.293		
LAP	SECTOR 1	SECTOR 2	LAP TIME	MPH	DIFF	TIME OF DAY
1 -		<b>44.211</b>	<b>3:17.767 (1)</b>	<b>54.04</b>		<b>16:48:22.423</b>

# BMCRC - MRO Championships 2021 - Rnd 2 @ Snetterton 300

## EDlasia Formula 400 & Blue Haze GP

### RACE 18 - BEST SECTORS

SECTOR 1				SECTOR 2				IDEAL / BEST COMPARISON				
POS	NO	NAME	TIME	NO	NAME	TIME	POS	NO	NAME	IDEAL	BEST	DIFF
									<b>PERFECT LAP</b>	<b>2:07.440</b>		
1	22	BALLERINI	1:25.417	152	DIXON	42.023	1	22	BALLERINI	2:07.557	2:07.969	0.412
2	51	WHOLEY	1:25.425	22	BALLERINI	42.140	2	51	WHOLEY	2:07.566	2:07.855	0.289
3	48	WELSH	1:25.990	51	WHOLEY	42.141	3	48	WELSH	2:08.333	2:08.405	0.072
4	152	DIXON	1:26.574	48	WELSH	42.343	4	152	DIXON	2:08.597	2:08.776	0.179
5	15	JONES	1:27.014	470	FARRAGHER	42.774	5	15	JONES	2:09.873	2:09.873	0.000
6	4	SEATH	1:27.054	15	JONES	42.859	6	470	FARRAGHER	2:09.874	2:10.140	0.266
7	8	ATKINSON	1:27.064	57	McCARTER	43.064	7	4	SEATH	2:10.221	2:10.406	0.185
8	470	FARRAGHER	1:27.100	4	SEATH	43.167	8	8	ATKINSON	2:10.462	2:10.462	0.000
9	44	DUFTON	1:28.190	8	ATKINSON	43.398	9	57	McCARTER	2:11.268	2:11.974	0.706
10	57	McCARTER	1:28.204	44	DUFTON	43.575	10	44	DUFTON	2:11.765	2:11.765	0.000
11	85	ROBINSON	1:28.617	11	MACHARD	44.211	11	85	ROBINSON	2:12.973	2:13.447	0.474
12	47	CLARK	1:28.931	85	ROBINSON	44.356	12	47	CLARK	2:13.410	2:13.518	0.108
13	92	WAINWRIGHT	1:29.599	47	CLARK	44.479	13	30	COOPER	2:14.393	2:14.393	0.000
14	30	COOPER	1:29.739	30	COOPER	44.654	14	351	DIGBY-BAKER	2:14.924	2:14.924	0.000
15	351	DIGBY-BAKER	1:29.870	77	GLASGOW	44.676	15	92	WAINWRIGHT	2:15.151	2:15.367	0.216
16	91	NEAL	1:30.371	351	DIGBY-BAKER	45.054	16	77	GLASGOW	2:15.303	2:16.087	0.784
17	77	GLASGOW	1:30.627	92	WAINWRIGHT	45.552	17	91	NEAL	2:16.129	2:16.793	0.664
18	11	MACHARD	1:32.263	91	NEAL	45.758	18	11	MACHARD	2:16.474	3:17.767	1:01.293
19	52	JARMAN	1:32.793	3	BARRETT	45.845	19	52	JARMAN	2:18.787	2:19.993	1.206
20	222	EPPS	1:33.814	52	JARMAN	45.994	20	132	WHITING	2:20.179	2:20.179	0.000
21	132	WHITING	1:33.969	132	WHITING	46.210	21	222	EPPS	2:21.475	2:21.477	0.002
22	21	THURTL	1:34.458	21	THURTL	47.076	22	21	THURTL	2:21.534	2:21.981	0.447
23	121	NEWMAN	1:34.674	121	NEWMAN	47.099	23	121	NEWMAN	2:21.773	2:21.773	0.000
24	14	CUNDLE	1:34.948	14	CUNDLE	47.246	24	14	CUNDLE	2:22.194	2:22.252	0.058
25	73	TURNER	1:38.348	222	EPPS	47.661	25	32	MURRAY	2:26.913	2:26.982	0.069
26	32	MURRAY	1:38.541	32	MURRAY	48.372	26	73	TURNER	2:27.505	2:27.505	0.000
27	75	ADEDOTUN	1:39.541	73	TURNER	49.157	27	75	ADEDOTUN	2:29.355	2:29.355	0.000
28	183	CHAPPELL	1:39.638	286	NEMATI	49.569	28	183	CHAPPELL	2:29.586	2:29.586	0.000
29	286	NEMATI	1:40.533	75	ADEDOTUN	49.814	29	286	NEMATI	2:30.102	2:30.102	0.000
30	144	DUNN	1:41.315	183	CHAPPELL	49.948	30	144	DUNN	2:32.155	2:34.549	2.394
31				144	DUNN	50.840	31	3	BARRETT		3:23.458	
32												
33												

Weather / Track : Sunny / Dry

Results can be found at [www.tsl-timing.com](http://www.tsl-timing.com)

Snetterton 300

Circuit Length = 2.9689 miles

Start: 16:45 Flag 16:57 End: 17:03

Printed - 17:09 Sunday, 30 May 2021

# BMCRC - MRO Championships 2021 - Rnd 2 @ Snetterton 300

## EDlasia Formula 400 & Blue Haze GP

### RACE 18 - STATISTICS

**Competitors Started** 32  
**Planned Start** 2021-05-30 @ 16:55:00.000  
**Actual Start** 2021-05-30 @ 16:45:04.655  
**Finish Time** 2021-05-30 @ 16:57:50.628  
**Track Length** 2.9689mi.  
**Total Laps** 161  
**Total Distance Covered** 477.9947mi.

#### Session Fastest Lap History

NO	CL	NAME	LAP TIME	TIME OF DAY	LAP	VEHICLE
48		Richie WELSH	2:13.723	16:47:18.379	1	Yamaha FZR 400 RRSP
48		Richie WELSH	2:09.202	16:49:27.589	2	Yamaha FZR 400 RRSP
152		Kam DIXON	2:08.776	16:49:29.382	2	Kawasaki NINJA 400
22	GP	Rik BALLERINI	2:08.693	16:52:38.506	3	Yamaha SPONDON TZ250
48		Richie WELSH	2:08.405	16:53:44.907	4	Yamaha FZR 400 RRSP
22	GP	Rik BALLERINI	2:08.167	16:54:46.676	4	Yamaha SPONDON TZ250
51	GP	Kevin WHOLEY	2:07.855	16:56:54.964	5	Yamaha TZ 250

#### Session Leader History

NO	CL	NAME	FROM LAP	LAPS LED	DISTANCE	VEHICLE
48		Richie WELSH	1	6	17.81 miles	Yamaha FZR 400 RRSP

#### Flag History

TYPE	TIME OF DAY
GREEN	16:45:04.655
FINISH	16:57:50.628

#### Flag Statistics

TYPE	COUNT	TOTAL LAPS	TOTAL TIME
Green	1	6	18:11.215
Red	0	0	0.000
Safety Car	0	0	0.000
FCY	0	0	0.000

# BMCRC - MRO Championships 2021 - Rnd 2 @ Snetterton 300

## EDlasia Formula 400 & Blue Haze GP

### RACE 18 - STATISTICS

**CLASS :**

11 Starters

#### Fastest Lap History

NO	NAME	LAP TIME	TIME OF DAY	LAP	VEHICLE
48	Richie WELSH	2:13.723	16:47:18.379	1	Yamaha FZR 400 RRSP
48	Richie WELSH	2:09.202	16:49:27.589	2	Yamaha FZR 400 RRSP
152	Kam DIXON	2:08.776	16:49:29.382	2	Kawasaki NINJA 400
48	Richie WELSH	2:08.405	16:53:44.907	4	Yamaha FZR 400 RRSP

#### Leader History

NO	NAME	FROM LAP	LAPS LED	DISTANCE	VEHICLE
48	Richie WELSH	1	6	17.81 miles	Yamaha FZR 400 RRSP

# BMCRC - MRO Championships 2021 - Rnd 2 @ Snetterton 300

## EDlasia Formula 400 & Blue Haze GP

### RACE 18 - STATISTICS

CLASS : R

3 Starters

#### Fastest Lap History

NO	NAME	LAP TIME	TIME OF DAY	LAP	VEHICLE
32	Conor MURRAY	<b>2:35.426</b>	16:47:40.091	1	Kawasaki NINJA 300
32	Conor MURRAY	<b>2:29.116</b>	16:50:09.207	2	Kawasaki NINJA 300
32	Conor MURRAY	<b>2:28.132</b>	16:52:37.339	3	Kawasaki NINJA 300
32	Conor MURRAY	<b>2:27.577</b>	16:55:04.915	4	Kawasaki NINJA 300
32	Conor MURRAY	<b>2:26.982</b>	16:57:31.898	5	Kawasaki NINJA 300

#### Leader History

NO	NAME	FROM LAP	LAPS LED	DISTANCE	VEHICLE
32	Conor MURRAY	1	6	17.81 miles	Kawasaki NINJA 300



# BMCRC - MRO Championships 2021 - Rnd 2 @ Snetterton 300

## EDlasia Formula 400 & Blue Haze GP

### RACE 18 - STATISTICS

**CLASS : S**

4 Starters

#### Fastest Lap History

NO	NAME	LAP TIME	TIME OF DAY	LAP	VEHICLE
351	Sam DIGBY-BAKER	<b>2:23.423</b>	16:47:28.100	1	Kawasaki ZXR400
351	Sam DIGBY-BAKER	<b>2:16.145</b>	16:49:44.246	2	Kawasaki ZXR400
351	Sam DIGBY-BAKER	<b>2:15.766</b>	16:52:00.012	3	Kawasaki ZXR400
351	Sam DIGBY-BAKER	<b>2:15.627</b>	16:54:15.639	4	Kawasaki ZXR400
30	Alan COOPER	<b>2:14.393</b>	16:54:15.785	4	Yamaha TZR250

#### Leader History

NO	NAME	FROM LAP	LAPS LED	DISTANCE	VEHICLE
351	Sam DIGBY-BAKER	1	5	14.84 miles	Kawasaki ZXR400
30	Alan COOPER	6	1	2.96 miles	Yamaha TZR250

Weather / Track : Sunny / Dry

Results can be found at [www.tsl-timing.com](http://www.tsl-timing.com)

Page 4 of 6

Snetterton 300  
Circuit Length = 2.9689 miles  
Start: 16:45 Flag 16:57 End: 17:03

Printed - 17:09 Sunday, 30 May 2021

# BMCRC - MRO Championships 2021 - Rnd 2 @ Snetterton 300

## EDlasia Formula 400 & Blue Haze GP

### RACE 18 - STATISTICS

**CLASS : S/R**

1 Starters

#### Fastest Lap History

NO	NAME	LAP TIME	TIME OF DAY	LAP	VEHICLE
73	Colvin TURNER	<b>2:34.423</b>	16:47:39.106	1	Yamaha TZR250
73	Colvin TURNER	<b>2:29.871</b>	16:50:08.976	2	Yamaha TZR250
73	Colvin TURNER	<b>2:29.704</b>	16:52:38.680	3	Yamaha TZR250
73	Colvin TURNER	<b>2:27.505</b>	16:55:06.185	4	Yamaha TZR250

#### Leader History

NO	NAME	FROM LAP	LAPS LED	DISTANCE	VEHICLE
73	Colvin TURNER	1	5	14.84 miles	Yamaha TZR250

# BMCRC - MRO Championships 2021 - Rnd 2 @ Snetterton 300

## EDlasia Formula 400 & Blue Haze GP

### RACE 18 - STATISTICS

CLASS : GP

13 Starters

#### Fastest Lap History

NO	NAME	LAP TIME	TIME OF DAY	LAP	VEHICLE
51	Kevin WHOLEY	<b>3:14.682</b>	16:48:19.356	1	Yamaha TZ 250
51	Kevin WHOLEY	<b>2:09.150</b>	16:50:28.505	2	Yamaha TZ 250
22	Rik BALLERINI	<b>2:08.693</b>	16:52:38.506	3	Yamaha SPONDON TZ250
22	Rik BALLERINI	<b>2:08.167</b>	16:54:46.676	4	Yamaha SPONDON TZ250
51	Kevin WHOLEY	<b>2:07.855</b>	16:56:54.964	5	Yamaha TZ 250

#### Leader History

NO	NAME	FROM LAP	LAPS LED	DISTANCE	VEHICLE
51	Kevin WHOLEY	1	3	8.90 miles	Yamaha TZ 250
22	Rik BALLERINI	4	1	2.96 miles	Yamaha SPONDON TZ250
51	Kevin WHOLEY	5	1	2.96 miles	Yamaha TZ 250
22	Rik BALLERINI	6	1	2.96 miles	Yamaha SPONDON TZ250

Weather / Track : Sunny / Dry

Results can be found at [www.tsl-timing.com](http://www.tsl-timing.com)

Page 6 of 6

Snetterton 300  
Circuit Length = 2.9689 miles  
Start: 16:45 Flag 16:57 End: 17:03

Printed - 17:09 Sunday, 30 May 2021

BMCRC-MRO Championships 2021



**TEAM RESPRO MRO 600 inc  
DART MOTORSPORT CLUBMAN 600**

**Snetterton 300**

**29<sup>th</sup> / 30<sup>th</sup> May 2021**



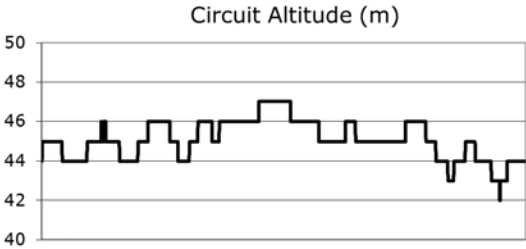
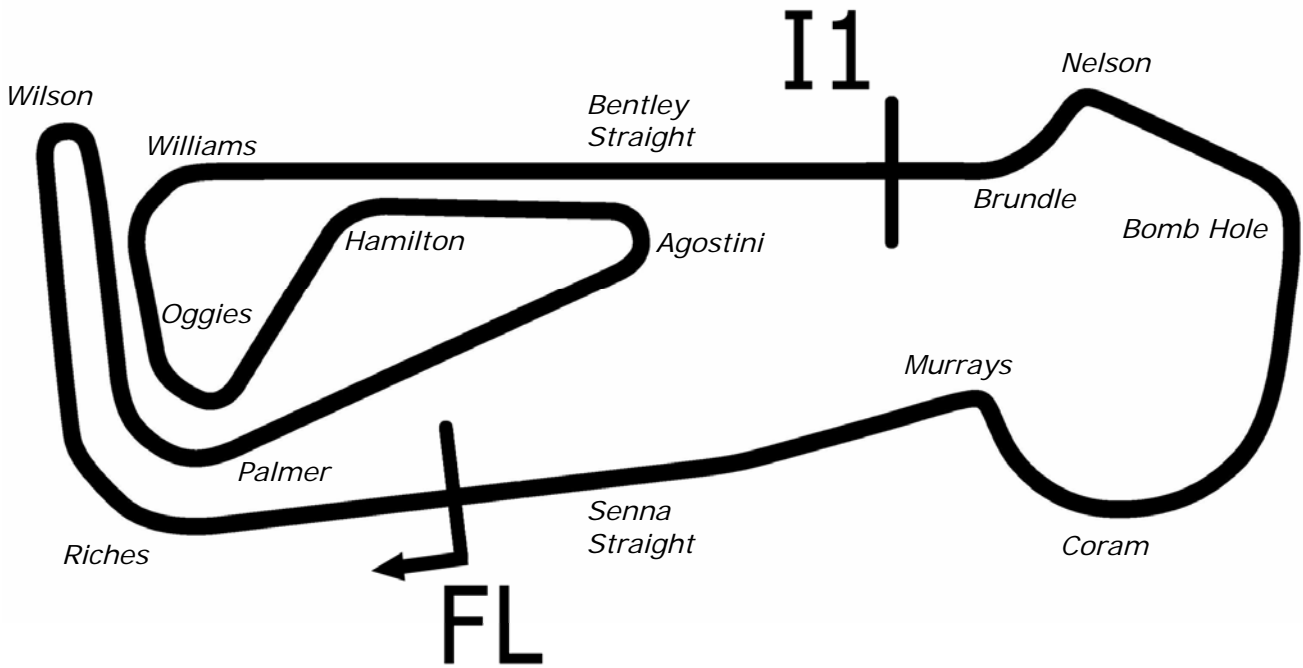
Results Provided by Timing Solutions Ltd  
[www.tsl-timing.com](http://www.tsl-timing.com)

# Snetterton 300



SPORTS TIMING

TIMING SOLUTIONS LTD



Length	2.9689 miles	4778.0 m	
FL		52.46340 N	0.94476 E
I1	3198m	52.46617 N	0.94964 E
Pit Entry	4572m	52.46364 N	0.94774 E
Pit Exit	40m after FL	52.46338 N	0.94420 E
Pit Entry–Pit Exit 246m, 14.7s @60kph, 11.0s @80kph			

All results available at [www.tsl-timing.com](http://www.tsl-timing.com)

# BMCRC - MRO Championships 2021 - Rnd 2 @ Snetterton 300

## Team Respro MRO 600 & BMCRC Rookie 600

### QUALIFYING - CLASSIFICATION



CONTRACTORS LTD

POS	NO	CL	PIC NAME	ENTRY	TIME	ON	LAPS	GAP	DIFF	MPH
1	6		1 <b>Conor WHEELER</b>	Harris Yamaha - P W Gates	1:58.848	6	6			89.93
2	55		2 <b>Louis VALLELEY</b>	Yamaha R6 - Team V	1:59.376	5	6	0.528	0.528	89.53
3	9		3 <b>Glenn WALSH</b>	Yamaha R6 - Walters Medical	1:59.778	3	4	0.930	0.402	89.23
4	86*		4 <b>Owen JENNER</b>	Yamaha 636 - J B Motorcycles	1:59.901	4	5	1.053	0.123	89.14
5	154		5 <b>Shane NORVAL</b>	Yamaha R6 - European Shoe Machinery	2:00.031	3	6	1.183	0.130	89.04
6	36		6 <b>Harry FOWLE</b>	Triumph Daytona - HF Refinishing/ ELP Racing	2:00.680	3	6	1.832	0.649	88.56
7	12		7 <b>Cedric BLOCH</b>	Kawasaki ZX6R - Brigitt's Group & SDC Performance	2:00.990	6	6	2.142	0.310	88.33
8	26		8 <b>Adam HARTGROVE</b>	Yamaha R6 -	2:01.737	2	6	2.889	0.747	87.79
9	188		9 <b>Dawid KRAWIECKI</b>	Yamaha R6 - Code Blue LTD & D A East Electrical	2:02.003	3	6	3.155	0.266	87.60
10	33		10 <b>Phil ATKINSON</b>	Yamaha R6 -	2:02.414	5	5	3.566	0.411	87.31
11	2		11 <b>Andrew GILL</b>	Kawasaki ZX6R -	2:02.578	3	6	3.730	0.164	87.19
12	3		12 <b>Connor THOMSON</b>	Yamaha R6 - Utilligence/AH Performance	2:02.737	4	6	3.889	0.159	87.08
13	73		13 <b>Harry ROWLINGS</b>	Triumph GP2 - Steve Jordan/BER racing	2:02.788	6	6	3.940	0.051	87.04
14	7	C	1 <b>Tom BENSTED</b>	Triumph 675 - Significant Debt Racing	2:02.927	3	6	4.079	0.139	86.94
15	60		14 <b>Jack YOUNGE</b>	Yamaha R6 - Chase Timber / iceni motorcycles	2:03.925	6	6	5.077	0.998	86.24
16	13		15 <b>Doug EDMONDSON</b>	Triumph Daytona - Stan Stephens Tuning	2:04.083	5	6	5.235	0.158	86.13
17	111		16 <b>Ryan FOLKES</b>	Triumph Daytona - Carl Harrison Motorcycle Services	2:04.825	6	6	5.977	0.742	85.62
18	321		17 <b>Martin MORRIS</b>	Kawasaki ZX6R - Morris Racing, Obsession Engineerir	2:04.967	5	6	6.119	0.142	85.52
19	95		18 <b>Grant ROBERTSON</b>	Kawasaki ZX6R -	2:05.130	3	6	6.282	0.163	85.41
20	818	C	2 <b>Alex BARKER</b>	Yamaha R6 - Barker Woodrow LTD	2:05.427	4	6	6.579	0.297	85.21
21	715		19 <b>Kayla BARRINGTON</b>	Yamaha R6 - Slipscreens TKB racing	2:05.733	5	5	6.885	0.306	85.00
22	200	600	1 <b>Dan BURNHAM</b>	Triumph Daytona 675 - KY JAX RACING / DANIK GRC	2:05.771	5	6	6.923	0.038	84.98
23	100	C	3 <b>Craig HOWTON</b>	Kawasaki ZX6R - ME	2:05.816	3	6	6.968	0.045	84.95
24	212	600	2 <b>Matt PALLETT</b>	Kawasaki ZX6R - In:timber	2:05.924	6	6	7.076	0.108	84.87
25	192	C	4 <b>Daniel MOFFA</b>	Kawasaki ZX6R - DM Racing	2:06.725	4	6	7.877	0.801	84.34
26	37	C	5 <b>Alexander LATHAM</b>	Triumph Daytona - BR-8 / McCrash Racing	2:06.837	3	4	7.989	0.112	84.26
27	132	C	6 <b>Mitchell GILBERT</b>	Suzuki GSXR 600 - The Asap Group	2:07.270	6	6	8.422	0.433	83.97
28	131		20 <b>Jake CAMPBELL</b>	Kawasaki ZX6R -	2:07.314	3	6	8.466	0.044	83.95
29	23		21 <b>Austin WREN</b>	Triumph Daytona - DWAI Racing	2:07.359	3	5	8.511	0.045	83.92
30	231	600	3 <b>Craig MOORE</b>	Yamaha R6 - AM Scaffolding	2:07.547	5	5	8.699	0.188	83.79
31	99		22 <b>Michael SIMMONS</b>	Yamaha R6 - Westcountry Windings	2:07.957	6	6	9.109	0.410	83.52
32	96	C	7 <b>Ross BANHAM</b>	Honda CBR600 - Hufields of Botley	2:08.918	4	5	10.070	0.961	82.90
33	373		23 <b>Robert PRICE</b>	Suzuki GSXR -	2:09.376	5	6	10.528	0.458	82.61
34	501	600	4 <b>Ashley COID</b>	Kawasaki ZX636R -	2:09.599	4	4	10.751	0.223	82.47
35	51	600	5 <b>Ross CLARKE</b>	Kawasaki ZX600RR - Ross clarke Farriery	2:09.848	5	5	11.000	0.249	82.31
36	43	C	8 <b>Daniel SALES</b>	Yamaha R6 - Team Freddie, Ron & Frankie	2:11.232	6	6	12.384	1.384	81.44
37	624	C	9 <b>Matthew FEDRICK</b>	Yamaha R6 - M. Fedrick Farriers ltd/ Palmer Race Sko	2:12.095	4	6	13.247	0.863	80.91
38	991	C	10 <b>Marc CUNNINGHAM</b>	Yamaha R6 -	2:12.786	5	5	13.938	0.691	80.49
39	8	C	11 <b>Dave SAUNDERS</b>	Honda CBR600 - ETR Building & Civil Engineering Ltd	2:13.124	6	6	14.276	0.338	80.28
40	228	600	6 <b>Paul MCFADDEN</b>	Kawasaki ZX636 -	2:13.222	4	6	14.374	0.098	80.22
41	636	600	7 <b>Matthew MILLS</b>	Kawasaki ZX6R -	2:13.521	3	5	14.673	0.299	80.04
42	117		24 <b>Benjamin STONARD</b>	Yamaha R6 -	2:15.783	4	4	16.935	2.262	78.71
43	62	600	8 <b>Oliver NUNN</b>	Yamaha R6 - IT UK & STVL	2:16.046	3	4	17.198	0.263	78.56
44	98	600	9 <b>Timothy WALSH</b>	Triumph 675 - T P WALSH PHE	2:16.765	4	5	17.917	0.719	78.14
45	144	C	12 <b>Nick CRONIN</b>	Yamaha R6 -	2:16.825	5	5	17.977	0.060	78.11
46	76	600	10 <b>Paul BOXALL</b>	Yamaha R6 - WG Tyres	2:18.901	5	5	20.053	2.076	76.94
47	70	C	13 <b>Sean HALL</b>	Yamaha R6 - S and Y Ceramics	2:20.448	3	5	21.600	1.547	76.09
48	50		25 <b>Paul ROBSON</b>	Kawasaki ZX6R - RBProperty services & Environment L	2:20.468	3	4	21.620	0.020	76.08
49	686	600	11 <b>Liam SPILLER</b>	Honda CBR 600RR - Liam Spiller	2:21.834	5	5	22.986	1.366	75.35
50	174	600	12 <b>Adam DOCKSEY</b>	Kawasaki ZX-6 -	2:25.402	4	5	26.554	3.568	73.50
51	25	600	13 <b>Killian O'DRISCOLL-HADJI</b>	Suzuki GSXR 600 -	2:26.982	5	5	28.134	1.580	72.71
52	155		26 <b>Eliot SMITH</b>	Honda CBR600RR - Pro-Moto Europe Ltd	2:27.598	4	5	28.750	0.616	72.41
53	456	600	14 <b>Jake MOLONEY</b>	Yamaha R6 -	2:28.216	4	5	29.368	0.618	72.11
54	42*	600	15 <b>Kai EVANS</b>	Suzuki GSXR 600 - CBS Ltd Construction and Enginee	2:33.057	2	2	34.209	4.841	69.83
55	63	600	16 <b>Robert BUSH</b>	Suzuki GSXR 600 - Legacy Racing	2:40.041	3	3	41.193	6.984	66.78

\* Bikes 42 & 86 - Please fit a working transponder

Snetterton 300

Circuit Length = 2.9689 miles

Start: 09:00 Flag 09:12 End: 09:14

Weather / Track : Cloudy / Dry

These results are provisional until the conclusion of any judicial and technical matters.

Clerk Of Course :	Stewards :	Timekeeper : Craig Smith
-------------------	------------	--------------------------

Results can be found at [www.tsl-timing.com](http://www.tsl-timing.com)

Printed - 09:15 Saturday, 29 May 2021



# BMCRC - MRO Championships 2021 - Rnd 2 @ Snetterton 300

## Team Respro MRO 600 & BMCRC Rookie 600

### QUALIFYING - SECTOR ANALYSIS



SECTOR 1 = FL to I1, SECTOR 2 = I1 to FL, DIFF = Difference To Personal Best Lap, P = Crossed Finish Line in Pit Lane, D = Time Disallowed

P1 6		Conor WHEELER		Harris Yamaha - P W Gates		
IDEAL LAP TIME : 1:58.407		BEST LAP TIME : 1:58.848		DIFFERENCE : 0.441		
LAP	SECTOR 1	SECTOR 2	LAP TIME	MPH	DIFF	TIME OF DAY
1 -	1:24.327	40.962	2:05.289	85.30	6.441	09:02:28.347
2 -	1:20.675	IN PIT	2:23.571 P	74.44	24.723	09:04:51.918
3 -	OUTLAP	41.880	2:15.452	78.90	16.604	09:07:07.370
4 -	1:19.939	39.988	1:59.927 (3)	89.12	1.079	09:09:07.297
5 -	<b>1:18.931</b>	40.590	1:59.521 (2)	89.42	0.673	09:11:06.818
6 -	1:19.372	<b>39.476</b>	<b>1:58.848 (1)</b>	<b>89.93</b>		<b>09:13:05.666</b>

P2 55		Louis VALLELEY		Yamaha R6 - Team V		
IDEAL LAP TIME : 1:59.297		BEST LAP TIME : 1:59.376		DIFFERENCE : 0.079		
LAP	SECTOR 1	SECTOR 2	LAP TIME	MPH	DIFF	TIME OF DAY
1 -	1:27.256	43.659	2:10.915	81.64	11.539	09:03:18.038
2 -	1:22.709	41.056	2:03.765	86.35	4.389	09:05:21.803
3 -	1:20.164	39.754	1:59.918 (3)	89.12	0.542	09:07:21.721
4 -	1:21.671	39.443	2:01.114	88.24	1.738	09:09:22.835
5 -	<b>1:19.876</b>	39.500	<b>1:59.376 (1)</b>	<b>89.53</b>		<b>09:11:22.211</b>
6 -	1:20.219	<b>39.421</b>	1:59.640 (2)	89.33	0.264	09:13:21.851

P3 9		Glenn WALSH		Yamaha R6 - Walters Medical		
IDEAL LAP TIME : 1:59.778		BEST LAP TIME : 1:59.778		DIFFERENCE : 0.000		
LAP	SECTOR 1	SECTOR 2	LAP TIME	MPH	DIFF	TIME OF DAY
1 -	1:24.627	40.700	2:05.327	85.28	5.549	09:02:29.441
2 -	1:20.529	40.349	2:00.878 (2)	88.42	1.100	09:04:30.319
3 -	<b>1:19.621</b>	<b>40.157</b>	<b>1:59.778 (1)</b>	<b>89.23</b>		<b>09:06:30.097</b>
4 -	1:20.795	40.743	2:01.538 (3)	87.94	1.760	09:08:31.635

P4 86		Owen JENNER		Yamaha 636 - J B Motorcycles		
IDEAL LAP TIME :		BEST LAP TIME : 1:59.901		DIFFERENCE :		
LAP	SECTOR 1	SECTOR 2	LAP TIME	MPH	DIFF	TIME OF DAY
1 -			2:14.535	79.44	14.634	09:02:41.079
2 -			2:04.404	85.91	4.503	09:04:45.483
3 -			2:01.220 (2)	88.17	1.319	09:06:46.703
4 -			<b>1:59.901 (1)</b>	<b>89.14</b>		<b>09:08:46.604</b>
5 -			2:01.496 (3)	87.97	1.595	09:10:48.100

P5 154		Shane NORVAL		Yamaha R6 - European Shoe Machinery		
IDEAL LAP TIME : 1:59.830		BEST LAP TIME : 2:00.031		DIFFERENCE : 0.201		
LAP	SECTOR 1	SECTOR 2	LAP TIME	MPH	DIFF	TIME OF DAY
1 -	1:32.794	42.886	2:15.680	78.77	15.649	09:02:42.006
2 -	1:23.006	40.878	2:03.884	86.27	3.853	09:04:45.890
3 -	1:20.195	<b>39.836</b>	<b>2:00.031 (1)</b>	<b>89.04</b>		<b>09:06:45.921</b>
4 -	<b>1:19.994</b>	40.205	2:00.199 (2)	88.91	0.168	09:08:46.120
5 -	1:22.071	41.815	2:03.886	86.27	3.855	09:10:50.006
6 -	1:20.020	40.712	2:00.732 (3)	88.52	0.701	09:12:50.738

P6 36		Harry FOWLE		Triumph Daytona - HF Refinishing/ ELP Racing		
IDEAL LAP TIME : 2:00.680		BEST LAP TIME : 2:00.680		DIFFERENCE : 0.000		
LAP	SECTOR 1	SECTOR 2	LAP TIME	MPH	DIFF	TIME OF DAY
1 -	1:25.501	41.108	2:06.609	84.41	5.929	09:02:28.276
2 -	1:21.639	41.427	2:03.066 (2)	86.84	2.386	09:04:31.342
3 -	<b>1:20.683</b>	<b>39.997</b>	<b>2:00.680 (1)</b>	<b>88.56</b>		<b>09:06:32.022</b>
4 -	1:22.292	43.348	2:05.640 (3)	85.06	4.960	09:08:37.662
5 -	1:23.953	IN PIT	2:24.867 P	73.77	24.187	09:11:02.529
6 -	OUTLAP	41.046	2:18.371	77.24	17.691	09:13:20.900

Weather / Track : Cloudy / Dry

Snetterton 300  
Circuit Length = 2.9689 miles  
Start: 09:00 Flag 09:12 End: 09:14

# BMCRC - MRO Championships 2021 - Rnd 2 @ Snetterton 300

## Team Respro MRO 600 & BMCRC Rookie 600

### QUALIFYING - SECTOR ANALYSIS



SECTOR 1 = FL to I1, SECTOR 2 = I1 to FL, DIFF = Difference To Personal Best Lap, P = Crossed Finish Line in Pit Lane, D = Time Disallowed

P7 12		Cedric BLOCH		Kawasaki ZX6R - Brigit's Group & SDC Performance			
IDEAL LAP TIME : 2:00.990		BEST LAP TIME : 2:00.990		DIFFERENCE : 0.000			
LAP	SECTOR 1	SECTOR 2	LAP TIME	MPH	DIFF	TIME OF DAY	
1 -	1:27.707	42.680	2:10.387	81.97	9.397	09:02:34.799	
2 -	1:23.078	41.728	2:04.806	85.63	3.816	09:04:39.605	
3 -	1:21.474	40.406	2:01.880 (2)	87.69	0.890	09:06:41.485	
4 -	1:21.327	40.639	2:01.966 (3)	87.63	0.976	09:08:43.451	
5 -	1:21.678	41.656	2:03.334	86.65	2.344	09:10:46.785	
6 -	<b>1:20.900</b>	<b>40.090</b>	<b>2:00.990 (1)</b>	<b>88.33</b>		<b>09:12:47.775</b>	

P8 26		Adam HARTGROVE		Yamaha R6 -			
IDEAL LAP TIME : 2:01.026		BEST LAP TIME : 2:01.737		DIFFERENCE : 0.711			
LAP	SECTOR 1	SECTOR 2	LAP TIME	MPH	DIFF	TIME OF DAY	
1 -	1:25.415	41.810	2:07.225	84.00	5.488	09:02:27.670	
2 -	1:21.169	<b>40.568</b>	<b>2:01.737 (1)</b>	<b>87.79</b>		<b>09:04:29.407</b>	
3 -	1:23.538	IN PIT	2:44.496 P	64.97	42.759	09:07:13.903	
4 -	OUTLAP	42.272	2:14.303	79.58	12.566	09:09:28.206	
5 -	1:21.164	40.616	2:01.780 (2)	87.76	0.043	09:11:29.986	
6 -	<b>1:20.458</b>	41.367	2:01.825 (3)	87.73	0.088	09:13:31.811	

P9 188		Dawid KRAWIECKI		Yamaha R6 - Code Blue LTD & D A East Electrical			
IDEAL LAP TIME : 2:01.919		BEST LAP TIME : 2:02.003		DIFFERENCE : 0.084			
LAP	SECTOR 1	SECTOR 2	LAP TIME	MPH	DIFF	TIME OF DAY	
1 -	1:25.509	<b>40.929</b>	2:06.438	84.53	4.435	09:02:31.093	
2 -	1:21.845	41.326	2:03.171 (2)	86.77	1.168	09:04:34.264	
3 -	<b>1:20.990</b>	41.013	<b>2:02.003 (1)</b>	<b>87.60</b>		<b>09:06:36.267</b>	
4 -	1:22.468	42.023	2:04.491	85.85	2.488	09:08:40.758	
5 -	1:22.013	42.431	2:04.444 (3)	85.88	2.441	09:10:45.202	
6 -	1:25.462	42.121	2:07.583	83.77	5.580	09:12:52.785	

P10 33		Phil ATKINSON		Yamaha R6 -			
IDEAL LAP TIME : 2:02.316		BEST LAP TIME : 2:02.414		DIFFERENCE : 0.098			
LAP	SECTOR 1	SECTOR 2	LAP TIME	MPH	DIFF	TIME OF DAY	
1 -	OUTLAP	44.835	2:45.645	64.52	43.231	09:05:46.982	
2 -	1:25.252	42.081	2:07.333	83.93	4.919	09:07:54.315	
3 -	1:21.853	41.308	2:03.161 (2)	86.78	0.747	09:09:57.476	
4 -	1:22.686	<b>40.990</b>	2:03.676 (3)	86.42	1.262	09:12:01.152	
5 -	<b>1:21.326</b>	41.088	<b>2:02.414 (1)</b>	<b>87.31</b>		<b>09:14:03.566</b>	

P11 2		Andrew GILL		Kawasaki ZX6R -			
IDEAL LAP TIME : 2:02.243		BEST LAP TIME : 2:02.578		DIFFERENCE : 0.335			
LAP	SECTOR 1	SECTOR 2	LAP TIME	MPH	DIFF	TIME OF DAY	
1 -	1:27.207	43.354	2:10.561	81.86	7.983	09:02:35.013	
2 -	1:23.260	41.903	2:05.163	85.39	2.585	09:04:40.176	
3 -	1:21.908	<b>40.670</b>	<b>2:02.578 (1)</b>	<b>87.19</b>		<b>09:06:42.754</b>	
4 -	1:23.380	41.325	2:04.705	85.70	2.127	09:08:47.459	
5 -	<b>1:21.573</b>	42.284	2:03.857 (3)	86.29	1.279	09:10:51.316	
6 -	1:21.904	41.549	2:03.453 (2)	86.57	0.875	09:12:54.769	

Weather / Track : Cloudy / Dry

Snetterton 300  
Circuit Length = 2.9689 miles  
Start: 09:00 Flag 09:12 End: 09:14



# BMCRC - MRO Championships 2021 - Rnd 2 @ Snetterton 300

Team Respro MRO 600 & BMCRC Rookie 600

## QUALIFYING - SECTOR ANALYSIS



SECTOR 1 = FL to I1, SECTOR 2 = I1 to FL, DIFF = Difference To Personal Best Lap, P = Crossed Finish Line in Pit Lane, D = Time Disallowed

P12 3		Connor THOMSON		Yamaha R6 - Utilligence/AH Performance			
IDEAL LAP TIME : 2:02.737		BEST LAP TIME : 2:02.737		DIFFERENCE : 0.000			
LAP	SECTOR 1	SECTOR 2	LAP TIME	MPH	DIFF	TIME OF DAY	
1 -	1:26.909	42.790	2:09.699	82.40	6.962	09:02:33.098	
2 -	1:22.828	41.620	2:04.448 (3)	85.88	1.711	09:04:37.546	
3 -	1:22.053	41.158	2:03.211 (2)	86.74	0.474	09:06:40.757	
4 -	<b>1:21.862</b>	<b>40.875</b>	<b>2:02.737 (1)</b>	<b>87.08</b>		<b>09:08:43.494</b>	
5 -	1:21.987	IN PIT	2:44.299 P	65.05	41.562	09:11:27.793	
6 -	OUTLAP	41.993	2:06.278	84.63	3.541	09:13:34.071	

P13 73		Harry ROWLINGS		Triumph GP2 - Steve Jordan/BER racing			
IDEAL LAP TIME : 2:02.138		BEST LAP TIME : 2:02.788		DIFFERENCE : 0.650			
LAP	SECTOR 1	SECTOR 2	LAP TIME	MPH	DIFF	TIME OF DAY	
1 -	1:24.959	IN PIT	3:00.140 P	59.33	57.352	09:03:23.382	
2 -	OUTLAP	43.178	2:13.867	79.84	11.079	09:05:37.249	
3 -	1:23.344	41.356	2:04.700	85.71	1.912	09:07:41.949	
4 -	1:22.017	41.125	2:03.142 (2)	86.79	0.354	09:09:45.091	
5 -	<b>1:21.566</b>	42.133	2:03.699 (3)	86.40	0.911	09:11:48.790	
6 -	1:22.216	<b>40.572</b>	<b>2:02.788 (1)</b>	<b>87.04</b>		<b>09:13:51.578</b>	

P14 7 C		Tom BENSTED		Triumph 675 - Significant Debt Racing			
IDEAL LAP TIME : 2:02.766		BEST LAP TIME : 2:02.927		DIFFERENCE : 0.161			
LAP	SECTOR 1	SECTOR 2	LAP TIME	MPH	DIFF	TIME OF DAY	
1 -	1:28.489	42.934	2:11.423	81.32	8.496	09:02:34.319	
2 -	1:23.179	42.046	2:05.225 (3)	85.35	2.298	09:04:39.544	
3 -	<b>1:21.744</b>	41.183	<b>2:02.927 (1)</b>	<b>86.94</b>		<b>09:06:42.471</b>	
4 -	1:21.955	<b>41.022</b>	2:02.977 (2)	86.91	0.050	09:08:45.448	
5 -	1:22.928	43.863	2:06.791	84.29	3.864	09:10:52.239	
6 -	1:23.110	43.177	2:06.287	84.63	3.360	09:12:58.526	

P15 60		Jack YOUNGE		Yamaha R6 - Chase Timber / iceni motorcycles			
IDEAL LAP TIME : 2:03.925		BEST LAP TIME : 2:03.925		DIFFERENCE : 0.000			
LAP	SECTOR 1	SECTOR 2	LAP TIME	MPH	DIFF	TIME OF DAY	
1 -	1:32.634	44.331	2:16.965	78.03	13.040	09:03:38.487	
2 -	1:26.696	43.845	2:10.541	81.87	6.616	09:05:49.028	
3 -	1:24.681	42.709	2:07.390	83.90	3.465	09:07:56.418	
4 -	1:23.129	41.493	2:04.622 (2)	85.76	0.697	09:10:01.040	
5 -	1:22.996	41.881	2:04.877 (3)	85.58	0.952	09:12:05.917	
6 -	<b>1:22.554</b>	<b>41.371</b>	<b>2:03.925 (1)</b>	<b>86.24</b>		<b>09:14:09.842</b>	

P16 13		Doug EDMONDSON		Triumph Daytona - Stan Stephens Tuning			
IDEAL LAP TIME : 2:03.998		BEST LAP TIME : 2:04.083		DIFFERENCE : 0.085			
LAP	SECTOR 1	SECTOR 2	LAP TIME	MPH	DIFF	TIME OF DAY	
1 -	1:31.885	43.806	2:15.691	78.76	11.608	09:02:43.816	
2 -	1:25.013	43.722	2:08.735	83.02	4.652	09:04:52.551	
3 -	1:24.189	<b>41.954</b>	2:06.143 (3)	84.72	2.060	09:06:58.694	
4 -	1:22.468	42.445	2:04.913 (2)	85.56	0.830	09:09:03.607	
5 -	<b>1:22.044</b>	42.039	<b>2:04.083 (1)</b>	<b>86.13</b>		<b>09:11:07.690</b>	
6 -	1:22.631	45.237	2:07.868	83.58	3.785	09:13:15.558	

Weather / Track : Cloudy / Dry

Snetterton 300  
Circuit Length = 2.9689 miles  
Start: 09:00 Flag 09:12 End: 09:14

# BMCRC - MRO Championships 2021 - Rnd 2 @ Snetterton 300

## Team Respro MRO 600 & BMCRC Rookie 600

### QUALIFYING - SECTOR ANALYSIS



SECTOR 1 = FL to I1, SECTOR 2 = I1 to FL, DIFF = Difference To Personal Best Lap, P = Crossed Finish Line in Pit Lane, D = Time Disallowed

P17 111		Ryan FOLKES		Triumph Daytona - Carl Harrison Motorcycle Services			
IDEAL LAP TIME : 2:04.825		BEST LAP TIME : 2:04.825		DIFFERENCE : 0.000			
LAP	SECTOR 1	SECTOR 2	LAP TIME	MPH	DIFF	TIME OF DAY	
1 -	1:33.274	46.241	2:19.515	76.60	14.690	09:03:32.920	
2 -	1:29.471	43.484	2:12.955	80.38	8.130	09:05:45.875	
3 -	1:26.040	42.842	2:08.882	82.92	4.057	09:07:54.757	
4 -	1:23.613	41.899	2:05.512 (2)	85.15	0.687	09:10:00.269	
5 -	1:23.806	43.624	2:07.430 (3)	83.87	2.605	09:12:07.699	
6 -	<b>1:23.458</b>	<b>41.367</b>	<b>2:04.825 (1)</b>	<b>85.62</b>		<b>09:14:12.524</b>	

P18 321		Martin MORRIS		Kawasaki ZX6R - Morris Racing, Obsession Engineering			
IDEAL LAP TIME : 2:04.508		BEST LAP TIME : 2:04.967		DIFFERENCE : 0.459			
LAP	SECTOR 1	SECTOR 2	LAP TIME	MPH	DIFF	TIME OF DAY	
1 -	1:31.368	44.769	2:16.137	78.50	11.170	09:03:01.654	
2 -	1:25.544	42.447	2:07.991	83.50	3.024	09:05:09.645	
3 -	1:24.755	42.176	2:06.931	84.20	1.964	09:07:16.576	
4 -	1:23.734	<b>41.590</b>	2:05.324 (2)	85.28	0.357	09:09:21.900	
5 -	<b>1:22.918</b>	42.049	<b>2:04.967 (1)</b>	<b>85.52</b>		<b>09:11:26.867</b>	
6 -	1:23.549	42.038	2:05.587 (3)	85.10	0.620	09:13:32.454	

P19 95		Grant ROBERTSON		Kawasaki ZX6R -			
IDEAL LAP TIME : 2:05.076		BEST LAP TIME : 2:05.130		DIFFERENCE : 0.054			
LAP	SECTOR 1	SECTOR 2	LAP TIME	MPH	DIFF	TIME OF DAY	
1 -	1:33.461	43.809	2:17.270	77.86	12.140	09:02:43.457	
2 -	1:24.759	42.895	2:07.654	83.72	2.524	09:04:51.111	
3 -	<b>1:23.137</b>	41.993	<b>2:05.130 (1)</b>	<b>85.41</b>		<b>09:06:56.241</b>	
4 -	1:23.555	42.332	2:05.887 (3)	84.90	0.757	09:09:02.128	
5 -	1:23.440	<b>41.939</b>	2:05.379 (2)	85.24	0.249	09:11:07.507	
6 -	1:23.480	43.679	2:07.159	84.05	2.029	09:13:14.666	

P20 818 C		Alex BARKER		Yamaha R6 - Barker Woodrow LTD			
IDEAL LAP TIME : 2:05.427		BEST LAP TIME : 2:05.427		DIFFERENCE : 0.000			
LAP	SECTOR 1	SECTOR 2	LAP TIME	MPH	DIFF	TIME OF DAY	
1 -	1:30.699	44.742	2:15.441	78.91	10.014	09:02:58.799	
2 -	1:26.457	42.529	2:08.986	82.86	3.559	09:05:07.785	
3 -	1:24.033	43.486	2:07.519 (3)	83.81	2.092	09:07:15.304	
4 -	<b>1:23.542</b>	<b>41.885</b>	<b>2:05.427 (1)</b>	<b>85.21</b>		<b>09:09:20.731</b>	
5 -	1:23.727	41.912	2:05.639 (2)	85.06	0.212	09:11:26.370	
6 -	1:25.503	42.801	2:08.304	83.30	2.877	09:13:34.674	

P21 715		Kayla BARRINGTON		Yamaha R6 - Slipscreens TKB racing			
IDEAL LAP TIME : 2:05.246		BEST LAP TIME : 2:05.733		DIFFERENCE : 0.487			
LAP	SECTOR 1	SECTOR 2	LAP TIME	MPH	DIFF	TIME OF DAY	
1 -	1:46.398	42.677	2:29.075 (3)	71.69	23.342	09:04:03.660	
2 -	1:24.255	43.086	2:07.341 (2)	83.93	1.608	09:06:11.001	
3 -	<b>1:23.104</b>	IN PIT	2:57.872 P	60.08	52.139	09:09:08.873	
4 -	OUTLAP	<b>42.142</b>	2:10.759	81.73	5.026	09:11:19.632	
5 -	1:23.352	42.381	<b>2:05.733 (1)</b>	<b>85.00</b>		<b>09:13:25.365</b>	

Weather / Track : Cloudy / Dry

Snetterton 300  
Circuit Length = 2.9689 miles  
Start: 09:00 Flag 09:12 End: 09:14

# BMCRC - MRO Championships 2021 - Rnd 2 @ Snetterton 300

## Team Respro MRO 600 & BMCRC Rookie 600

### QUALIFYING - SECTOR ANALYSIS



SECTOR 1 = FL to I1, SECTOR 2 = I1 to FL, DIFF = Difference To Personal Best Lap, P = Crossed Finish Line in Pit Lane, D = Time Disallowed

P22 200 600		Dan BURNHAM		Triumph Daytona 675 - KY JAX RACING / DANIK GROUP			
IDEAL LAP TIME : 2:05.495		BEST LAP TIME : 2:05.771		DIFFERENCE : 0.276			
LAP	SECTOR 1	SECTOR 2	LAP TIME	MPH	DIFF	TIME OF DAY	
1 -	1:33.251	43.212	2:16.463	78.32	10.692	09:02:44.447	
2 -	1:24.450	42.348	2:06.798	84.29	1.027	09:04:51.245	
3 -	1:23.842	42.097	2:05.939 (2)	84.86	0.168	09:06:57.184	
4 -	<b>1:23.478</b>	42.617	2:06.095 (3)	84.76	0.324	09:09:03.279	
5 -	1:23.754	<b>42.017</b>	<b>2:05.771 (1)</b>	<b>84.98</b>		<b>09:11:09.050</b>	
6 -	1:24.913	42.247	2:07.160	84.05	1.389	09:13:16.210	

P23 100 C		Craig HOWTON		Kawasaki ZX6R - ME			
IDEAL LAP TIME : 2:05.370		BEST LAP TIME : 2:05.816		DIFFERENCE : 0.446			
LAP	SECTOR 1	SECTOR 2	LAP TIME	MPH	DIFF	TIME OF DAY	
1 -	1:30.386	43.490	2:13.876	79.83	8.060	09:02:40.273	
2 -	1:25.112	41.921	2:07.033	84.13	1.217	09:04:47.306	
3 -	1:24.232	<b>41.584</b>	<b>2:05.816 (1)</b>	<b>84.95</b>		<b>09:06:53.122</b>	
4 -	1:24.193	41.975	2:06.168 (3)	84.71	0.352	09:08:59.290	
5 -	<b>1:23.786</b>	42.058	2:05.844 (2)	84.93	0.028	09:11:05.134	
6 -	1:24.118	42.234	2:06.352	84.58	0.536	09:13:11.486	

P24 212 600		Matt PALLETT		Kawasaki ZX6R - In:timber			
IDEAL LAP TIME : 2:05.694		BEST LAP TIME : 2:05.924		DIFFERENCE : 0.230			
LAP	SECTOR 1	SECTOR 2	LAP TIME	MPH	DIFF	TIME OF DAY	
1 -	1:31.240	45.335	2:16.575	78.25	10.651	09:03:01.127	
2 -	1:26.341	43.423	2:09.764	82.36	3.840	09:05:10.891	
3 -	1:24.583	42.745	2:07.328 (2)	83.94	1.404	09:07:18.219	
4 -	1:25.302	<b>42.139</b>	2:07.441 (3)	83.86	1.517	09:09:25.660	
5 -	1:24.780	42.806	2:07.586	83.77	1.662	09:11:33.246	
6 -	<b>1:23.555</b>	42.369	<b>2:05.924 (1)</b>	<b>84.87</b>		<b>09:13:39.170</b>	

P25 192 C		Daniel MOFFA		Kawasaki ZX6R - DM Racing			
IDEAL LAP TIME : 2:06.725		BEST LAP TIME : 2:06.725		DIFFERENCE : 0.000			
LAP	SECTOR 1	SECTOR 2	LAP TIME	MPH	DIFF	TIME OF DAY	
1 -	1:37.576	47.558	2:25.134	73.64	18.409	09:03:09.079	
2 -	1:27.344	44.212	2:11.556	81.24	4.831	09:05:20.635	
3 -	1:25.540	43.447	2:08.987 (3)	82.86	2.262	09:07:29.622	
4 -	<b>1:24.549</b>	<b>42.176</b>	<b>2:06.725 (1)</b>	<b>84.34</b>		<b>09:09:36.347</b>	
5 -	1:25.162	42.747	2:07.909 (2)	83.56	1.184	09:11:44.256	
6 -	1:27.252	42.910	2:10.162	82.11	3.437	09:13:54.418	

P26 37 C		Alexander LATHAM		Triumph Daytona - BR-8 / McCrash Racing			
IDEAL LAP TIME : 2:06.643		BEST LAP TIME : 2:06.837		DIFFERENCE : 0.194			
LAP	SECTOR 1	SECTOR 2	LAP TIME	MPH	DIFF	TIME OF DAY	
1 -	1:30.629	45.149	2:15.778	78.71	8.941	09:02:59.285	
2 -	1:26.124	48.616	2:14.740 (3)	79.32	7.903	09:05:14.025	
3 -	1:24.589	<b>42.248</b>	<b>2:06.837 (1)</b>	<b>84.26</b>		<b>09:07:20.862</b>	
4 -	<b>1:24.395</b>	45.013	2:09.408 (2)	82.59	2.571	09:09:30.270	

P27 132 C		Mitchell GILBERT		Suzuki GSXR 600 - The Asap Group			
IDEAL LAP TIME : 2:07.270		BEST LAP TIME : 2:07.270		DIFFERENCE : 0.000			
LAP	SECTOR 1	SECTOR 2	LAP TIME	MPH	DIFF	TIME OF DAY	
1 -	1:31.382	44.699	2:16.081	78.54	8.811	09:02:58.486	
2 -	1:26.924	43.231	2:10.155	82.11	2.885	09:05:08.641	
3 -	1:25.078	43.793	2:08.871 (2)	82.93	1.601	09:07:17.512	
4 -	1:27.369	44.467	2:11.836	81.07	4.566	09:09:29.348	
5 -	1:25.529	43.653	2:09.182 (3)	82.73	1.912	09:11:38.530	
6 -	<b>1:24.753</b>	<b>42.517</b>	<b>2:07.270 (1)</b>	<b>83.97</b>		<b>09:13:45.800</b>	

Weather / Track : Cloudy / Dry

Snetterton 300  
Circuit Length = 2.9689 miles  
Start: 09:00 Flag 09:12 End: 09:14

# BMCRC - MRO Championships 2021 - Rnd 2 @ Snetterton 300

Team Respro MRO 600 & BMCRC Rookie 600

## QUALIFYING - SECTOR ANALYSIS



SECTOR 1 = FL to I1, SECTOR 2 = I1 to FL, DIFF = Difference To Personal Best Lap, P = Crossed Finish Line in Pit Lane, D = Time Disallowed

P28 131		Jake CAMPBELL		Kawasaki ZX6R -		
IDEAL LAP TIME : 2:07.314		BEST LAP TIME : 2:07.314		DIFFERENCE : 0.000		
LAP	SECTOR 1	SECTOR 2	LAP TIME	MPH	DIFF	TIME OF DAY
1 -	1:31.985	45.983	2:17.968	77.46	10.654	09:03:00.191
2 -	1:28.123	43.603	2:11.726 (3)	81.13	4.412	09:05:11.917
3 -	<b>1:24.676</b>	<b>42.638</b>	<b>2:07.314 (1)</b>	<b>83.95</b>		<b>09:07:19.231</b>
4 -	1:26.254	45.106	2:11.360 (2)	81.36	4.046	09:09:30.591
5 -	1:28.316	44.689	2:13.005	80.35	5.691	09:11:43.596
6 -	1:28.567	44.356	2:12.923	80.40	5.609	09:13:56.519

P29 23		Austin WREN		Triumph Daytona - DWAI Racing		
IDEAL LAP TIME : 2:07.056		BEST LAP TIME : 2:07.359		DIFFERENCE : 0.303		
LAP	SECTOR 1	SECTOR 2	LAP TIME	MPH	DIFF	TIME OF DAY
1 -	1:35.428	43.485	2:18.913	76.94	11.554	09:02:45.879
2 -	1:25.777	42.304	2:08.081 (3)	83.44	0.722	09:04:53.960
3 -	1:25.288	<b>42.071</b>	<b>2:07.359 (1)</b>	<b>83.92</b>		<b>09:07:01.319</b>
4 -	<b>1:24.985</b>	42.535	2:07.520 (2)	83.81	0.161	09:09:08.839
5 -	1:26.918	43.648	2:10.566	81.85	3.207	09:11:19.405

P30 231 600		Craig MOORE		Yamaha R6 - AM Scaffolding		
IDEAL LAP TIME : 2:07.547		BEST LAP TIME : 2:07.547		DIFFERENCE : 0.000		
LAP	SECTOR 1	SECTOR 2	LAP TIME	MPH	DIFF	TIME OF DAY
1 -	1:37.214	45.072	2:22.286	75.11	14.739	09:03:11.566
2 -	1:26.860	45.021	2:11.881	81.04	4.334	09:05:23.447
3 -	1:26.386	43.606	2:09.992 (3)	82.22	2.445	09:07:33.439
4 -	1:25.414	43.157	2:08.571 (2)	83.12	1.024	09:09:42.010
5 -	<b>1:24.467</b>	<b>43.080</b>	<b>2:07.547 (1)</b>	<b>83.79</b>		<b>09:11:49.557</b>

P31 99		Michael SIMMONS		Yamaha R6 - Westcountry Windings		
IDEAL LAP TIME : 2:07.697		BEST LAP TIME : 2:07.957		DIFFERENCE : 0.260		
LAP	SECTOR 1	SECTOR 2	LAP TIME	MPH	DIFF	TIME OF DAY
1 -	1:31.639	45.614	2:17.253	77.87	9.296	09:03:00.121
2 -	1:26.065	43.070	2:09.135	82.76	1.178	09:05:09.256
3 -	1:25.337	<b>43.029</b>	2:08.366 (2)	83.26	0.409	09:07:17.622
4 -	1:27.182	45.011	2:12.193	80.85	4.236	09:09:29.815
5 -	1:25.549	43.059	2:08.608 (3)	83.10	0.651	09:11:38.423
6 -	<b>1:24.668</b>	43.289	<b>2:07.957 (1)</b>	<b>83.52</b>		<b>09:13:46.380</b>

P32 96 C		Ross BANHAM		Honda CBR600 - Hutfields of Botley		
IDEAL LAP TIME : 2:08.537		BEST LAP TIME : 2:08.918		DIFFERENCE : 0.381		
LAP	SECTOR 1	SECTOR 2	LAP TIME	MPH	DIFF	TIME OF DAY
1 -	1:38.173	48.932	2:27.105	72.65	18.187	09:03:21.148
2 -	1:27.821	45.447	2:13.268	80.19	4.350	09:05:34.416
3 -	1:26.600	43.521	2:10.121 (2)	82.13	1.203	09:07:44.537
4 -	<b>1:25.680</b>	43.238	<b>2:08.918 (1)</b>	<b>82.90</b>		<b>09:09:53.455</b>
5 -	1:27.422	<b>42.857</b>	2:10.279 (3)	82.03	1.361	09:12:03.734

P33 373		Robert PRICE		Suzuki GSXR -		
IDEAL LAP TIME : 2:09.061		BEST LAP TIME : 2:09.376		DIFFERENCE : 0.315		
LAP	SECTOR 1	SECTOR 2	LAP TIME	MPH	DIFF	TIME OF DAY
1 -	1:30.096	44.343	2:14.439	79.50	5.063	09:02:40.376
2 -	1:26.930	43.663	2:10.593	81.84	1.217	09:04:50.969
3 -	1:26.281	43.578	2:09.859 (2)	82.30	0.483	09:07:00.828
4 -	1:26.965	<b>43.085</b>	2:10.050 (3)	82.18	0.674	09:09:10.878
5 -	<b>1:25.976</b>	43.400	<b>2:09.376 (1)</b>	<b>82.61</b>		<b>09:11:20.254</b>
6 -	1:26.702	44.188	2:10.890	81.65	1.514	09:13:31.144

Weather / Track : Cloudy / Dry

Snetterton 300  
Circuit Length = 2.9689 miles  
Start: 09:00 Flag 09:12 End: 09:14

# BMCRC - MRO Championships 2021 - Rnd 2 @ Snetterton 300

## Team Respro MRO 600 & BMCRC Rookie 600

### QUALIFYING - SECTOR ANALYSIS



SECTOR 1 = FL to I1, SECTOR 2 = I1 to FL, DIFF = Difference To Personal Best Lap, P = Crossed Finish Line in Pit Lane, D = Time Disallowed

P34 501 600 Ashley COID			Kawasaki ZX636R -			
IDEAL LAP TIME : 2:09.599		BEST LAP TIME : 2:09.599		DIFFERENCE : 0.000		
LAP	SECTOR 1	SECTOR 2	LAP TIME	MPH	DIFF	TIME OF DAY
1 -	1:36.867	47.344	2:24.211	74.11	14.612	09:03:09.031
2 -	1:28.565	45.520	2:14.085 (3)	79.71	4.486	09:05:23.116
3 -	1:26.019	43.907	2:09.926 (2)	82.26	0.327	09:07:33.042
4 -	<b>1:25.821</b>	<b>43.778</b>	<b>2:09.599 (1)</b>	<b>82.47</b>		<b>09:09:42.641</b>

P35 51 600 Ross CLARKE			Kawasaki ZX600RR - Ross clarke Farriery			
IDEAL LAP TIME : 2:09.848		BEST LAP TIME : 2:09.848		DIFFERENCE : 0.000		
LAP	SECTOR 1	SECTOR 2	LAP TIME	MPH	DIFF	TIME OF DAY
1 -	1:41.532	48.826	2:30.358	71.08	20.510	09:03:36.501
2 -	1:31.855	47.625	2:19.480	76.62	9.632	09:05:55.981
3 -	1:29.129	45.439	2:14.568 (2)	79.42	4.720	09:08:10.549
4 -	1:30.469	46.435	2:16.904 (3)	78.06	7.056	09:10:27.453
5 -	<b>1:25.950</b>	<b>43.898</b>	<b>2:09.848 (1)</b>	<b>82.31</b>		<b>09:12:37.301</b>

P36 43 C Daniel SALES			Yamaha R6 - Team Freddie, Ron & Frankie			
IDEAL LAP TIME : 2:10.917		BEST LAP TIME : 2:11.232		DIFFERENCE : 0.315		
LAP	SECTOR 1	SECTOR 2	LAP TIME	MPH	DIFF	TIME OF DAY
1 -	1:34.679	46.878	2:21.557	75.50	10.325	09:03:05.761
2 -	1:28.904	46.317	2:15.221	79.04	3.989	09:05:20.982
3 -	1:27.005	45.763	2:12.768	80.50	1.536	09:07:33.750
4 -	1:27.399	<b>44.074</b>	2:11.473 (3)	81.29	0.241	09:09:45.223
5 -	<b>1:26.843</b>	44.416	2:11.259 (2)	81.42	0.027	09:11:56.482
6 -	1:26.954	44.278	<b>2:11.232 (1)</b>	<b>81.44</b>		<b>09:14:07.714</b>

P37 624 C Matthew FEDRICK			Yamaha R6 - M. Fedrick Farriers ltd/ Palmer Race Skool			
IDEAL LAP TIME : 2:11.987		BEST LAP TIME : 2:12.095		DIFFERENCE : 0.108		
LAP	SECTOR 1	SECTOR 2	LAP TIME	MPH	DIFF	TIME OF DAY
1 -	1:39.849	48.079	2:27.928	72.25	15.833	09:03:14.241
2 -	1:30.839	46.136	2:16.975	78.02	4.880	09:05:31.216
3 -	1:28.156	44.895	2:13.051 (3)	80.33	0.956	09:07:44.267
4 -	1:27.762	<b>44.333</b>	<b>2:12.095 (1)</b>	<b>80.91</b>		<b>09:09:56.362</b>
5 -	<b>1:27.654</b>	44.988	2:12.642 (2)	80.57	0.547	09:12:09.004
6 -	1:28.391	44.783	2:13.174	80.25	1.079	09:14:22.178

P38 991 C Marc CUNNINGHAM			Yamaha R6 -			
IDEAL LAP TIME : 2:12.786		BEST LAP TIME : 2:12.786		DIFFERENCE : 0.000		
LAP	SECTOR 1	SECTOR 2	LAP TIME	MPH	DIFF	TIME OF DAY
1 -	1:34.132	48.625	2:22.757	74.86	9.971	09:03:45.972
2 -	1:29.742	44.593	2:14.335 (3)	79.56	1.549	09:06:00.307
3 -	1:28.636	44.596	2:13.232 (2)	80.22	0.446	09:08:13.539
4 -	1:28.766	45.802	2:14.568	79.42	1.782	09:10:28.107
5 -	<b>1:28.206</b>	<b>44.580</b>	<b>2:12.786 (1)</b>	<b>80.49</b>		<b>09:12:40.893</b>

P39 8 C Dave SAUNDERS			Honda CBR600 - ETR Building & Civil Engineering Ltd			
IDEAL LAP TIME : 2:13.124		BEST LAP TIME : 2:13.124		DIFFERENCE : 0.000		
LAP	SECTOR 1	SECTOR 2	LAP TIME	MPH	DIFF	TIME OF DAY
1 -	1:36.603	46.595	2:23.198	74.63	10.074	09:03:07.918
2 -	1:28.357	46.958	2:15.315	78.98	2.191	09:05:23.233
3 -	1:29.337	45.949	2:15.286	79.00	2.162	09:07:38.519
4 -	1:28.120	46.048	2:14.168 (2)	79.66	1.044	09:09:52.687
5 -	1:29.691	45.463	2:15.154 (3)	79.08	2.030	09:12:07.841
6 -	<b>1:27.813</b>	<b>45.311</b>	<b>2:13.124 (1)</b>	<b>80.28</b>		<b>09:14:20.965</b>

Weather / Track : Cloudy / Dry

Snetterton 300  
Circuit Length = 2.9689 miles  
Start: 09:00 Flag 09:12 End: 09:14

# BMCRC - MRO Championships 2021 - Rnd 2 @ Snetterton 300

## Team Respro MRO 600 & BMCRC Rookie 600

### QUALIFYING - SECTOR ANALYSIS



SECTOR 1 = FL to I1, SECTOR 2 = I1 to FL, DIFF = Difference To Personal Best Lap, P = Crossed Finish Line in Pit Lane, D = Time Disallowed

P40 228 600 Paul MCFADDEN			Kawasaki ZX636 -			
IDEAL LAP TIME : 2:13.078		BEST LAP TIME : 2:13.222		DIFFERENCE : 0.144		
LAP	SECTOR 1	SECTOR 2	LAP TIME	MPH	DIFF	TIME OF DAY
1 -	1:34.864	44.825	2:19.689	76.51	6.467	09:02:45.891
2 -	1:30.031	45.422	2:15.453	78.90	2.231	09:05:01.344
3 -	1:29.351	45.274	2:14.625	79.39	1.403	09:07:15.969
4 -	1:28.466	<b>44.756</b>	<b>2:13.222 (1)</b>	<b>80.22</b>		<b>09:09:29.191</b>
5 -	1:29.439	44.827	2:14.266 (3)	79.60	1.044	09:11:43.457
6 -	<b>1:28.322</b>	44.986	2:13.308 (2)	80.17	0.086	09:13:56.765

P41 636 600 Matthew MILLS			Kawasaki ZX6R -			
IDEAL LAP TIME : 2:13.256		BEST LAP TIME : 2:13.521		DIFFERENCE : 0.265		
LAP	SECTOR 1	SECTOR 2	LAP TIME	MPH	DIFF	TIME OF DAY
1 -	1:41.013	47.364	2:28.377	72.03	14.856	09:03:16.458
2 -	1:30.952	45.233	2:16.185	78.48	2.664	09:05:32.643
3 -	1:29.365	<b>44.156</b>	<b>2:13.521 (1)</b>	<b>80.04</b>		<b>09:07:46.164</b>
4 -	<b>1:29.100</b>	45.722	2:14.822 (2)	79.27	1.301	09:10:00.986
5 -	1:29.852	46.059	2:15.911 (3)	78.64	2.390	09:12:16.897

P42 117 Benjamin STONARD			Yamaha R6 -			
IDEAL LAP TIME : 2:15.338		BEST LAP TIME : 2:15.783		DIFFERENCE : 0.445		
LAP	SECTOR 1	SECTOR 2	LAP TIME	MPH	DIFF	TIME OF DAY
1 -	1:44.125	49.566	2:33.691	69.54	17.908	09:03:20.231
2 -	1:32.806	47.601	2:20.407 (3)	76.12	4.624	09:05:40.638
3 -	1:31.048	46.288	2:17.336 (2)	77.82	1.553	09:07:57.974
4 -	1:29.825	<b>45.958</b>	<b>2:15.783 (1)</b>	<b>78.71</b>		<b>09:10:13.757</b>

P43 62 600 Oliver NUNN			Yamaha R6 - IT UK & STVL			
IDEAL LAP TIME : 2:16.046		BEST LAP TIME : 2:16.046		DIFFERENCE : 0.000		
LAP	SECTOR 1	SECTOR 2	LAP TIME	MPH	DIFF	TIME OF DAY
1 -	1:42.417	52.158	2:34.575	69.14	18.529	09:03:29.950
2 -	1:34.135	47.879	2:22.014 (2)	75.26	5.968	09:05:51.964
3 -	<b>1:29.502</b>	<b>46.544</b>	<b>2:16.046 (1)</b>	<b>78.56</b>		<b>09:08:08.010</b>
4 -	1:36.518	52.572	2:29.090 (3)	71.68	13.044	09:10:37.100

P44 98 600 Timothy WALSH			Triumph 675 - T P WALSH PHE			
IDEAL LAP TIME : 2:15.870		BEST LAP TIME : 2:16.765		DIFFERENCE : 0.895		
LAP	SECTOR 1	SECTOR 2	LAP TIME	MPH	DIFF	TIME OF DAY
1 -	1:41.167	51.043	2:32.210	70.21	15.445	09:03:22.315
2 -	1:33.662	47.323	2:20.985	75.81	4.220	09:05:43.300
3 -	1:30.984	48.796	2:19.780 (2)	76.46	3.015	09:08:03.080
4 -	1:31.310	<b>45.455</b>	<b>2:16.765 (1)</b>	<b>78.14</b>		<b>09:10:19.845</b>
5 -	<b>1:30.415</b>	49.893	2:20.308 (3)	76.17	3.543	09:12:40.153

P45 144 C Nick CRONIN			Yamaha R6 -			
IDEAL LAP TIME : 2:16.825		BEST LAP TIME : 2:16.825		DIFFERENCE : 0.000		
LAP	SECTOR 1	SECTOR 2	LAP TIME	MPH	DIFF	TIME OF DAY
1 -	1:46.763	51.819	2:38.582	67.39	21.757	09:03:25.306
2 -	1:38.294	47.986	2:26.280	73.06	9.455	09:05:51.586
3 -	1:31.976	46.267	2:18.243 (2)	77.31	1.418	09:08:09.829
4 -	1:32.727	48.496	2:21.223 (3)	75.68	4.398	09:10:31.052
5 -	<b>1:30.791</b>	<b>46.034</b>	<b>2:16.825 (1)</b>	<b>78.11</b>		<b>09:12:47.877</b>

Weather / Track : Cloudy / Dry

Snetterton 300  
Circuit Length = 2.9689 miles  
Start: 09:00 Flag 09:12 End: 09:14

# BMCRC - MRO Championships 2021 - Rnd 2 @ Snetterton 300

## Team Respro MRO 600 & BMCRC Rookie 600

### QUALIFYING - SECTOR ANALYSIS



SECTOR 1 = FL to I1, SECTOR 2 = I1 to FL, DIFF = Difference To Personal Best Lap, P = Crossed Finish Line in Pit Lane, D = Time Disallowed

P46 76 600 Paul BOXALL			Yamaha R6 - WG Tyres			
IDEAL LAP TIME : 2:18.901		BEST LAP TIME : 2:18.901		DIFFERENCE : 0.000		
LAP	SECTOR 1	SECTOR 2	LAP TIME	MPH	DIFF	TIME OF DAY
1 -	1:42.159	50.489	2:32.648	70.01	13.747	09:03:23.618
2 -	1:33.318	49.359	2:22.677	74.91	3.776	09:05:46.295
3 -	1:32.921	48.181	2:21.102 (2)	75.74	2.201	09:08:07.397
4 -	1:33.092	48.077	2:21.169 (3)	75.71	2.268	09:10:28.566
5 -	<b>1:32.019</b>	<b>46.882</b>	<b>2:18.901 (1)</b>	<b>76.94</b>		<b>09:12:47.467</b>

P47 70 C Sean HALL			Yamaha R6 - S and Y Ceramics			
IDEAL LAP TIME : 2:20.350		BEST LAP TIME : 2:20.448		DIFFERENCE : 0.098		
LAP	SECTOR 1	SECTOR 2	LAP TIME	MPH	DIFF	TIME OF DAY
1 -	1:41.782	51.981	2:33.763	69.51	13.315	09:03:48.601
2 -	1:34.177	49.294	2:23.471	74.49	3.023	09:06:12.072
3 -	<b>1:32.597</b>	47.851	<b>2:20.448 (1)</b>	<b>76.09</b>		<b>09:08:32.520</b>
4 -	1:33.043	48.582	2:21.625 (2)	75.46	1.177	09:10:54.145
5 -	1:34.323	<b>47.753</b>	2:22.076 (3)	75.22	1.628	09:13:16.221

P48 50 Paul ROBSON			Kawaski ZX6R - RBProperty services & Environment Lighting			
IDEAL LAP TIME : 2:19.567		BEST LAP TIME : 2:20.468		DIFFERENCE : 0.901		
LAP	SECTOR 1	SECTOR 2	LAP TIME	MPH	DIFF	TIME OF DAY
1 -	1:40.340	50.185	2:30.525	71.00	10.057	09:03:21.615
2 -	1:34.081	47.444	2:21.525 (3)	75.52	1.057	09:05:43.140
3 -	1:33.051	47.417	<b>2:20.468 (1)</b>	<b>76.08</b>		<b>09:08:03.608</b>
4 -	1:33.641	<b>47.079</b>	2:20.720 (2)	75.95	0.252	09:10:24.328

P49 686 600 Liam SPILLER			Honda CBR 600RR - Liam Spiller			
IDEAL LAP TIME : 2:21.834		BEST LAP TIME : 2:21.834		DIFFERENCE : 0.000		
LAP	SECTOR 1	SECTOR 2	LAP TIME	MPH	DIFF	TIME OF DAY
1 -	1:42.834	51.964	2:34.798	69.04	12.964	09:03:29.513
2 -	1:35.945	50.779	2:26.724	72.84	4.890	09:05:56.237
3 -	1:35.605	49.842	2:25.447 (3)	73.48	3.613	09:08:21.684
4 -	1:33.827	49.074	2:22.901 (2)	74.79	1.067	09:10:44.585
5 -	<b>1:33.182</b>	<b>48.652</b>	<b>2:21.834 (1)</b>	<b>75.35</b>		<b>09:13:06.419</b>

P50 174 600 Adam DOCKSEY			Kawasaki ZX-6 -			
IDEAL LAP TIME : 2:24.856		BEST LAP TIME : 2:25.402		DIFFERENCE : 0.546		
LAP	SECTOR 1	SECTOR 2	LAP TIME	MPH	DIFF	TIME OF DAY
1 -	1:52.328	53.916	2:46.244	64.29	20.842	09:03:36.316
2 -	1:44.306	52.757	2:37.063	68.04	11.661	09:06:13.379
3 -	1:38.675	50.311	2:28.986 (3)	71.73	3.584	09:08:42.365
4 -	<b>1:35.585</b>	49.817	<b>2:25.402 (1)</b>	<b>73.50</b>		<b>09:11:07.767</b>
5 -	1:37.680	<b>49.271</b>	2:26.951 (2)	72.73	1.549	09:13:34.718

P51 25 600 Killian O'DRISCOLL-HADJI			Suzuki GSXR 600 -			
IDEAL LAP TIME : 2:26.410		BEST LAP TIME : 2:26.982		DIFFERENCE : 0.572		
LAP	SECTOR 1	SECTOR 2	LAP TIME	MPH	DIFF	TIME OF DAY
1 -	1:45.397	52.744	2:38.141	67.58	11.159	09:03:25.607
2 -	1:39.124	51.063	2:30.187	71.16	3.205	09:05:55.794
3 -	1:37.474	50.828	2:28.302 (3)	72.06	1.320	09:08:24.096
4 -	1:38.445	<b>49.846</b>	2:28.291 (2)	72.07	1.309	09:10:52.387
5 -	<b>1:36.564</b>	50.418	<b>2:26.982 (1)</b>	<b>72.71</b>		<b>09:13:19.369</b>

Weather / Track : Cloudy / Dry

Snetterton 300  
Circuit Length = 2.9689 miles  
Start: 09:00 Flag 09:12 End: 09:14

# BMCRC - MRO Championships 2021 - Rnd 2 @ Snetterton 300

Team Respro MRO 600 & BMCRC Rookie 600

## QUALIFYING - SECTOR ANALYSIS



SECTOR 1 = FL to I1, SECTOR 2 = I1 to FL, DIFF = Difference To Personal Best Lap, P = Crossed Finish Line in Pit Lane, D = Time Disallowed

<b>P52 155</b>		<b>Eliot SMITH</b>		Honda CBR600RR - Pro-Moto Europe Ltd		
IDEAL LAP TIME : 2:26.744		BEST LAP TIME : 2:27.598		DIFFERENCE : 0.854		
LAP	SECTOR 1	SECTOR 2	LAP TIME	MPH	DIFF	TIME OF DAY
1 -	1:49.026	51.193	2:40.219	66.70	12.621	09:03:05.783
2 -	1:39.737	<b>49.680</b>	2:29.417	71.53	1.819	09:05:35.200
3 -	1:37.997	50.311	2:28.308 (2)	72.06	0.710	09:08:03.508
4 -	1:37.133	50.465	<b>2:27.598 (1)</b>	<b>72.41</b>		<b>09:10:31.106</b>
5 -	<b>1:37.064</b>	51.395	2:28.459 (3)	71.99	0.861	09:12:59.565

<b>P53 456 600</b>		<b>Jake MOLONEY</b>		Yamaha R6 -		
IDEAL LAP TIME : 2:27.786		BEST LAP TIME : 2:28.216		DIFFERENCE : 0.430		
LAP	SECTOR 1	SECTOR 2	LAP TIME	MPH	DIFF	TIME OF DAY
1 -	1:46.483	53.070	2:39.553	66.98	11.337	09:03:23.562
2 -	1:39.652	51.630	2:31.282 (3)	70.65	3.066	09:05:54.844
3 -	1:40.217	50.621	2:30.838 (2)	70.85	2.622	09:08:25.682
4 -	<b>1:38.091</b>	50.125	<b>2:28.216 (1)</b>	<b>72.11</b>		<b>09:10:53.898</b>
5 -	1:47.334	<b>49.695</b>	2:37.029	68.06	8.813	09:13:30.927

<b>P54 42 600</b>		<b>Kai EVANS</b>		Suzuki GSXR 600 - CBS Ltd Construction and Engineering		
IDEAL LAP TIME :		BEST LAP TIME : 2:33.057		DIFFERENCE :		
LAP	SECTOR 1	SECTOR 2	LAP TIME	MPH	DIFF	TIME OF DAY
1 -			2:36.200 (2)	68.42	3.143	09:03:40.899
2 -			<b>2:33.057 (1)</b>	<b>69.83</b>		<b>09:06:13.956</b>

<b>P55 63 600</b>		<b>Robert BUSH</b>		Suzuki GSXR 600 - Legacy Racing		
IDEAL LAP TIME : 2:40.041		BEST LAP TIME : 2:40.041		DIFFERENCE : 0.000		
LAP	SECTOR 1	SECTOR 2	LAP TIME	MPH	DIFF	TIME OF DAY
1 -	1:54.351	56.174	2:50.525 (3)	62.67	10.484	09:03:43.611
2 -	1:46.392	57.390	2:43.782 (2)	65.25	3.741	09:06:27.393
3 -	<b>1:45.233</b>	<b>54.808</b>	<b>2:40.041 (1)</b>	<b>66.78</b>		<b>09:09:07.434</b>

Weather / Track : Cloudy / Dry

Snetterton 300  
Circuit Length = 2.9689 miles  
Start: 09:00 Flag 09:12 End: 09:14



# BMCRC - MRO Championships 2021 - Rnd 2 @ Snetterton 300

## Team Respro MRO 600 & BMCRC Rookie 600

### QUALIFYING - BEST SECTORS

SECTOR 1			SECTOR 2			IDEAL / BEST COMPARISON						
POS	NO	NAME	TIME	NO	NAME	TIME	POS	NO	NAME	IDEAL	BEST	DIFF
									<b>PERFECT LAP</b>	<b>1:58.352</b>		
1	6	WHEELER	1:18.931	55	VALLELEY	39.421	1	6	WHEELER	1:58.407	1:58.848	0.441
2	9	WALSH	1:19.621	6	WHEELER	39.476	2	55	VALLELEY	1:59.297	1:59.376	0.079
3	55	VALLELEY	1:19.876	154	NORVAL	39.836	3	9	WALSH	1:59.778	1:59.778	0.000
4	154	NORVAL	1:19.994	36	FOWLE	39.997	4	154	NORVAL	1:59.830	2:00.031	0.201
5	26	HARTGROVE	1:20.458	12	BLOCH	40.090	5	36	FOWLE	2:00.680	2:00.680	0.000
6	36	FOWLE	1:20.683	9	WALSH	40.157	6	12	BLOCH	2:00.990	2:00.990	0.000
7	12	BLOCH	1:20.900	26	HARTGROVE	40.568	7	26	HARTGROVE	2:01.026	2:01.737	0.711
8	188	KRAWIECKI	1:20.990	73	ROWLINGS	40.572	8	188	KRAWIECKI	2:01.919	2:02.003	0.084
9	33	ATKINSON	1:21.326	2	GILL	40.670	9	73	ROWLINGS	2:02.138	2:02.788	0.650
10	73	ROWLINGS	1:21.566	3	THOMSON	40.875	10	2	GILL	2:02.243	2:02.578	0.335
11	2	GILL	1:21.573	188	KRAWIECKI	40.929	11	33	ATKINSON	2:02.316	2:02.414	0.098
12	7	BENSTED	1:21.744	33	ATKINSON	40.990	12	3	THOMSON	2:02.737	2:02.737	0.000
13	3	THOMSON	1:21.862	7	BENSTED	41.022	13	7	BENSTED	2:02.766	2:02.927	0.161
14	13	EDMONDSON	1:22.044	111	FOLKES	41.367	14	60	YOUNGE	2:03.925	2:03.925	0.000
15	60	YOUNGE	1:22.554	60	YOUNGE	41.371	15	13	EDMONDSON	2:03.998	2:04.083	0.085
16	321	MORRIS	1:22.918	100	HOWTON	41.584	16	321	MORRIS	2:04.508	2:04.967	0.459
17	715	BARRINGTON	1:23.104	321	MORRIS	41.590	17	111	FOLKES	2:04.825	2:04.825	0.000
18	95	ROBERTSON	1:23.137	818	BARKER	41.885	18	95	ROBERTSON	2:05.076	2:05.130	0.054
19	111	FOLKES	1:23.458	95	ROBERTSON	41.939	19	715	BARRINGTON	2:05.246	2:05.733	0.487
20	200	BURNHAM	1:23.478	13	EDMONDSON	41.954	20	100	HOWTON	2:05.370	2:05.816	0.446
21	818	BARKER	1:23.542	200	BURNHAM	42.017	21	818	BARKER	2:05.427	2:05.427	0.000
22	212	PALLET	1:23.555	23	WREN	42.071	22	200	BURNHAM	2:05.495	2:05.771	0.276
23	100	HOWTON	1:23.786	212	PALLET	42.139	23	212	PALLET	2:05.694	2:05.924	0.230
24	37	LATHAM	1:24.395	715	BARRINGTON	42.142	24	37	LATHAM	2:06.643	2:06.837	0.194
25	231	MOORE	1:24.467	192	MOFFA	42.176	25	192	MOFFA	2:06.725	2:06.725	0.000
26	192	MOFFA	1:24.549	37	LATHAM	42.248	26	23	WREN	2:07.056	2:07.359	0.303
27	99	SIMMONS	1:24.668	132	GILBERT	42.517	27	132	GILBERT	2:07.270	2:07.270	0.000
28	131	CAMPBELL	1:24.676	131	CAMPBELL	42.638	28	131	CAMPBELL	2:07.314	2:07.314	0.000
29	132	GILBERT	1:24.753	96	BANHAM	42.857	29	231	MOORE	2:07.547	2:07.547	0.000
30	23	WREN	1:24.985	99	SIMMONS	43.029	30	99	SIMMONS	2:07.697	2:07.957	0.260
31	96	BANHAM	1:25.680	231	MOORE	43.080	31	96	BANHAM	2:08.537	2:08.918	0.381
32	501	COID	1:25.821	373	PRICE	43.085	32	373	PRICE	2:09.061	2:09.376	0.315
33	51	CLARKE	1:25.950	501	COID	43.778	33	501	COID	2:09.599	2:09.599	0.000
34	373	PRICE	1:25.976	51	CLARKE	43.898	34	51	CLARKE	2:09.848	2:09.848	0.000
35	43	SALES	1:26.843	43	SALES	44.074	35	43	SALES	2:10.917	2:11.232	0.315
36	624	FEDRICK	1:27.654	636	MILLS	44.156	36	624	FEDRICK	2:11.987	2:12.095	0.108
37	8	SAUNDERS	1:27.813	624	FEDRICK	44.333	37	991	CUNNINGHAM	2:12.786	2:12.786	0.000
38	991	CUNNINGHAM	1:28.206	991	CUNNINGHAM	44.580	38	228	MCFADDEN	2:13.078	2:13.222	0.144
39	228	MCFADDEN	1:28.322	228	MCFADDEN	44.756	39	8	SAUNDERS	2:13.124	2:13.124	0.000
40	636	MILLS	1:29.100	8	SAUNDERS	45.311	40	636	MILLS	2:13.256	2:13.521	0.265
41	117	STONARD	1:29.380	98	WALSH	45.455	41	117	STONARD	2:15.338	2:15.783	0.445
42	62	NUNN	1:29.502	117	STONARD	45.958	42	98	WALSH	2:15.870	2:16.765	0.895
43	98	WALSH	1:30.415	144	CRONIN	46.034	43	62	NUNN	2:16.046	2:16.046	0.000
44	144	CRONIN	1:30.791	62	NUNN	46.544	44	144	CRONIN	2:16.825	2:16.825	0.000
45	76	BOXALL	1:32.019	76	BOXALL	46.882	45	76	BOXALL	2:18.901	2:18.901	0.000
46	50	ROBSON	1:32.488	50	ROBSON	47.079	46	50	ROBSON	2:19.567	2:20.468	0.901
47	70	HALL	1:32.597	70	HALL	47.753	47	70	HALL	2:20.350	2:20.448	0.098
48	686	SPILLER	1:33.182	686	SPILLER	48.652	48	686	SPILLER	2:21.834	2:21.834	0.000
49	174	DOCKSEY	1:35.585	174	DOCKSEY	49.271	49	174	DOCKSEY	2:24.856	2:25.402	0.546
50	25	O'DRISCOLL-HADJI	1:36.564	155	SMITH	49.680	50	25	O'DRISCOLL-HADJI	2:26.410	2:26.982	0.572
51	155	SMITH	1:37.064	456	MOLONEY	49.695	51	155	SMITH	2:26.744	2:27.598	0.854
52	456	MOLONEY	1:38.091	25	O'DRISCOLL-HADJI	49.846	52	456	MOLONEY	2:27.786	2:28.216	0.430
53	63	BUSH	1:45.233	63	BUSH	54.808	53	63	BUSH	2:40.041	2:40.041	0.000
54							54	86	JENNER		1:59.901	
55							55	42	EVANS		2:33.057	

Weather / Track : Cloudy / Dry

Snetterton 300

Circuit Length = 2.9689 miles

Start: 09:00 Flag 09:12 End: 09:14

Results can be found at [www.tsl-timing.com](http://www.tsl-timing.com)

Printed - 09:15 Saturday, 29 May 2021

# BMCRC - MRO Championships 2021 - Rnd 2 @ Snetterton 300

## Team Respro MRO 600 & BMCRC Rookie 600

### QUALIFYING - STATISTICS

<b>Competitors Started</b>	55
<b>Planned Start</b>	2021-05-29 @ 09:00:00.000
<b>Actual Start</b>	2021-05-29 @ 09:00:12.273
<b>Finish Time</b>	2021-05-29 @ 09:12:16.896
<b>Track Length</b>	2.9689mi.
<b>Total Laps</b>	293
<b>Total Distance Covered</b>	869.8910mi.

### Session Fastest Lap History

NO	CL	NAME	LAP TIME	TIME OF DAY	LAP	VEHICLE
26		Adam HARTGROVE	<b>2:07.225</b>	09:02:27.687	1	Yamaha R6
36		Harry FOWLE	<b>2:06.609</b>	09:02:28.292	1	Triumph Daytona
6		Conor WHEELER	<b>2:05.289</b>	09:02:28.347	1	Harris Yamaha
26		Adam HARTGROVE	<b>2:01.737</b>	09:04:29.423	2	Yamaha R6
9		Glenn WALSH	<b>2:00.878</b>	09:04:30.335	2	Yamaha R6
9		Glenn WALSH	<b>1:59.778</b>	09:06:30.113	3	Yamaha R6
6		Conor WHEELER	<b>1:59.521</b>	09:11:06.833	5	Harris Yamaha
55		Louis VALLELEY	<b>1:59.376</b>	09:11:22.228	5	Yamaha R6
6		Conor WHEELER	<b>1:58.848</b>	09:13:05.681	6	Harris Yamaha

### Flag History

TYPE	TIME OF DAY
GREEN	09:00:12.273
FINISH	09:12:16.896

### Flag Statistics

TYPE	COUNT	TOTAL LAPS	TOTAL TIME
Green	1	6	14:19.329
Red	0	0	0.000
Safety Car	0	0	0.000
FCY	0	0	0.000

# BMCRC - MRO Championships 2021 - Rnd 2 @ Snetterton 300

Team Respro MRO 600 & BMCRC Rookie 600

## QUALIFYING - STATISTICS

CLASS :

26 Starters

### Fastest Lap History

NO	NAME	LAP TIME	TIME OF DAY	LAP	VEHICLE
26	Adam HARTGROVE	2:07.225	09:02:27.687	1	Yamaha R6
36	Harry FOWLE	2:06.609	09:02:28.292	1	Triumph Daytona
6	Conor WHEELER	2:05.289	09:02:28.347	1	Harris Yamaha
26	Adam HARTGROVE	2:01.737	09:04:29.423	2	Yamaha R6
9	Glenn WALSH	2:00.878	09:04:30.335	2	Yamaha R6
9	Glenn WALSH	1:59.778	09:06:30.113	3	Yamaha R6
6	Conor WHEELER	1:59.521	09:11:06.833	5	Harris Yamaha
55	Louis VALLELEY	1:59.376	09:11:22.228	5	Yamaha R6
6	Conor WHEELER	1:58.848	09:13:05.681	6	Harris Yamaha

Weather / Track : Cloudy / Dry

Results can be found at [www.tsl-timing.com](http://www.tsl-timing.com)

Page 2 of 4

Snetterton 300  
Circuit Length = 2.9689 miles  
Start: 09:00 Flag 09:12 End: 09:14

Printed - 09:15 Saturday, 29 May 2021

# BMCRC - MRO Championships 2021 - Rnd 2 @ Snetterton 300

Team Respro MRO 600 & BMCRC Rookie 600

## QUALIFYING - STATISTICS

CLASS : C

13 Starters

### Fastest Lap History

NO	NAME	LAP TIME	TIME OF DAY	LAP	VEHICLE
7	Tom BENSTED	<b>2:11.423</b>	09:02:34.321	1	Triumph 675
7	Tom BENSTED	<b>2:05.225</b>	09:04:39.547	2	Triumph 675
7	Tom BENSTED	<b>2:02.927</b>	09:06:42.473	3	Triumph 675

Weather / Track : Cloudy / Dry

Results can be found at [www.tsl-timing.com](http://www.tsl-timing.com)

Page 3 of 4

Snetterton 300  
Circuit Length = 2.9689 miles  
Start: 09:00 Flag 09:12 End: 09:14

Printed - 09:15 Saturday, 29 May 2021

# BMCRC - MRO Championships 2021 - Rnd 2 @ Snetterton 300

Team Respro MRO 600 & BMCRC Rookie 600

## QUALIFYING - STATISTICS

CLASS : 600

16 Starters

### Fastest Lap History

NO	NAME	LAP TIME	TIME OF DAY	LAP	VEHICLE
200	Dan BURNHAM	<b>2:16.463</b>	09:02:44.454	1	Triumph Daytona 675
200	Dan BURNHAM	<b>2:06.798</b>	09:04:51.253	2	Triumph Daytona 675
200	Dan BURNHAM	<b>2:05.939</b>	09:06:57.191	3	Triumph Daytona 675
200	Dan BURNHAM	<b>2:05.771</b>	09:11:09.056	5	Triumph Daytona 675

# BMCRC - MRO Championships 2021 - Rnd 2 @ Snetterton 300

## Team Respro MRO 600 & DART Motorsport Clubman 600

### RACE 1 - GRID (5 Laps)

ROW 13	39	2:27.598	155	Eliot SMITH	38	2:20.468	50	Paul ROBSON	37	2:20.448	70	Sean HALL
ROW 12	36	2:16.825	144	Nick CRONIN	35	2:15.783	117	Benjamin STONARD	34	2:13.124	8	Dave SAUNDERS
ROW 11	33	2:12.786	991	Marc CUNNINGHAM	32	2:12.095	624	Matthew FEDRICK	31	2:11.232	43	Daniel SALES
ROW 10	30	2:09.376	373	Robert PRICE	29	2:08.918	96	Ross BANHAM	28	2:07.957	99	Michael SIMMONS
ROW 9	27	2:07.359	23	Austin WREN	26	2:07.314	131	Jake CAMPBELL	25	2:07.270	132	Mitchell GILBERT
ROW 8	24	2:06.837	37	Alexander LATHAM	23	2:06.725	192	Daniel MOFFA	22	2:05.816	100	Craig HOWTON
ROW 7	21	2:05.733	715	Kayla BARRINGTON	20	2:05.427	818	Alex BARKER	19	2:05.130	95	Grant ROBERTSON
ROW 6	18	2:04.967	321	Martin MORRIS	17	2:04.825	111	Ryan FOLKES	16	2:04.083	13	Doug EDMONDSON
ROW 5	15	2:03.925	60	Jack YOUNGE	14	2:02.927	7	Tom BENSTED	13	2:02.788	73	Harry ROWLINGS
ROW 4	12	2:02.737	3	Connor THOMSON	11	2:02.578	2	Andrew GILL	10	2:02.414	33	Phil ATKINSON
ROW 3	9	2:02.003	188	Dawid KRAWIECKI	8	2:01.737	26	Adam HARTGROVE	7	2:00.990	12	Cedric BLOCH
ROW 2	6	2:00.680	36	Harry FOWLE	5	2:00.031	154	Shane NORVAL	4	1:59.901	86	Owen JENNER
ROW 1	3	1:59.778	9	Glenn WALSH	2	1:59.376	55	Louis VALLELEY	1	1:58.848	6	Conor WHEELER

**Pole**

Snetterton 300

Circuit Length = 2.9689 miles

These results are provisional until the conclusion of any judicial and technical matters.

Clerk Of Course :	Stewards :	Timekeeper : Craig Smith
-------------------	------------	--------------------------

Results can be found at [www.tsl-timing.com](http://www.tsl-timing.com)

Printed - 09:16 Saturday, 29 May 2021



# BMCRC - MRO Championships 2021 - Rnd 2 @ Snetterton 300

## Team Respro MRO 600 & DART Motorsport Clubman 600

### RACE 1 - CLASSIFICATION

POS	NO	CL	PIC NAME	ENTRY	LAPS	TIME	GAP	DIFF	MPH	BEST	ON
1	26		Adam HARTGROVE	Yamaha R6 -	5	9:50.931			90.43	1:56.407	5
2	6		Conor WHEELER	Harris Yamaha - P W Gates	5	9:51.217	0.286	0.286	90.39	1:56.547	5
3	55		Louis VALLELEY	Yamaha R6 - Team V	5	9:51.524	0.593	0.307	90.34	1:56.597	4
4	86		Owen JENNER	Yamaha 636 - J B Motorcycles	5	9:52.675	1.744	1.151	90.16	1:56.466	4
5	154		Shane NORVAL	Yamaha R6 - European Shoe Machinery	5	9:57.957	7.026	5.282	89.37	1:57.787	3
6	188		Dawid KRAWIECKI	Yamaha R6 - Code Blue LTD & D A East Electrical	5	10:00.361	9.430	2.404	89.01	1:57.061	5
7	12		Cedric BLOCH	Kawasaki ZX6R - Brigit's Group & SDC Performance	5	10:00.900	9.969	0.539	88.93	1:57.742	4
8	73		Harry ROWLINGS	Triumph GP2 - Steve Jordan/BER racing	5	10:01.712	10.781	0.812	88.81	1:57.942	4
9	36		Harry FOWLE	Triumph Daytona - HF Refinishing/ ELP Racing	5	10:04.554	13.623	2.842	88.39	1:59.386	3
10	2		Andrew GILL	Kawasaki ZX6R -	5	10:08.577	17.646	4.023	87.81	1:59.792	4
11	33		Phil ATKINSON	Yamaha R6 -	5	10:08.639	17.708	0.062	87.80	1:59.363	4
12	3		Connor THOMSON	Yamaha R6 - Utilligence/AH Performance	5	10:09.078	18.147	0.439	87.73	1:59.634	5
13	13		Doug EDMONDSON	Triumph Daytona - Stan Stephens Tuning	5	10:20.138	29.207	11.060	86.17	2:02.400	2
14	7	C	Tom BENSTED	Triumph 675 - Significant Debt Racing	5	10:23.074	32.143	2.936	85.76	2:02.766	3
15	715		Kayla BARRINGTON	Yamaha R6 - Slipscreens TKB racing	5	10:23.282	32.351	0.208	85.74	2:02.742	3
16	111		Ryan FOLKES	Triumph Daytona - Carl Harrison Motorcycle Services	5	10:28.907	37.976	5.625	84.97	2:02.467	5
17	100	C	Craig HOWTON	Kawasaki ZX6R - ME	5	10:29.190	38.259	0.283	84.93	2:03.068	5
18	818	C	Alex BARKER	Yamaha R6 - Barker Woodrow LTD	5	10:29.398	38.467	0.208	84.90	2:02.715	5
19	95		Grant ROBERTSON	Kawasaki ZX6R -	5	10:30.048	39.117	0.650	84.81	2:02.378	5
20	321		Martin MORRIS	Kawasaki ZX6R - Morris Racing, Obsession Enginee	5	10:30.655	39.724	0.607	84.73	2:02.576	5
21	37	C	Alexander LATHAM	Triumph Daytona - BR-8 / McCrash Racing	5	10:35.740	44.809	5.085	84.06	2:03.951	3
22	131		Jake CAMPBELL	Kawasaki ZX6R -	5	10:38.682	47.751	2.942	83.67	2:05.405	3
23	192	C	Daniel MOFFA	Kawasaki ZX6R - DM Racing	5	10:39.440	48.509	0.758	83.57	2:05.242	5
24	99		Michael SIMMONS	Yamaha R6 - Westcountry Windings	5	10:39.722	48.791	0.282	83.53	2:04.777	5
25	23		Austin WREN	Triumph Daytona - DWAI Racing	5	10:40.349	49.418	0.627	83.45	2:05.031	5
26	624	C	Matthew FEDRICK	Yamaha R6 - M. Fedrick Farriers ltd/ Palmer Race Sl	5	10:48.659	57.728	8.310	82.38	2:07.321	3
27	43	C	Daniel SALES	Yamaha R6 - Team Freddie, Ron & Frankie	5	10:49.485	58.554	0.826	82.28	2:07.612	2
28	991	C	Marc CUNNINGHAM	Yamaha R6 -	5	11:00.272	1:09.341	10.787	80.93	2:09.181	2
29	8	C	Dave SAUNDERS	Honda CBR600 - ETR Building & Civil Engineering L	5	11:00.575	1:09.644	0.303	80.89	2:09.365	3
30	373		Robert PRICE	Suzuki GSXR -	5	11:17.054	1:26.123	16.479	78.93	2:09.841	2
31	144	C	Nick CRONIN	Yamaha R6 -	5	11:28.439	1:37.508	11.385	77.62	2:13.976	5
32	50		Paul ROBSON	Kawasaki ZX6R - RBProperty services & Environment	5	11:28.547	1:37.616	0.108	77.61	2:14.861	4
33	70	C	Sean HALL	Yamaha R6 - S and Y Ceramics	5	11:31.744	1:40.813	3.197	77.25	2:15.416	3
34	117		Benjamin STONARD	Yamaha R6 -	5	11:35.929	1:44.998	4.185	76.79	2:14.424	4
35	155		Eliot SMITH	Honda CBR600RR - Pro-Moto Europe Ltd	5	12:05.912	2:14.981	29.983	73.61	2:22.545	4

#### NOT CLASSIFIED

DNF	96	C	Ross BANHAM	Honda CBR600 - Hutfields of Botley	2	4:21.806	3 Laps	3 Laps	81.64	2:06.471	2
DNF	9		Glenn WALSH	Yamaha R6 - Walters Medical	1	2:03.785	4 Laps	1 Lap	86.34	2:03.785	1
DNF	60		Jack YOUNGE	Yamaha R6 - Chase Timber / iceni motorcycles	1	2:11.858	4 Laps	8.073	81.05	2:11.858	1
DNF	132	C	Mitchell GILBERT	Suzuki GSXR 600 - The Asap Group	0						

#### FASTEST LAP

26			Adam HARTGROVE	Yamaha R6 -	5	1:56.407		91.81 mph		147.76 kph	
818	C		Alex BARKER	Yamaha R6 - Barker Woodrow LTD	5	2:02.715		87.09 mph		140.16 kph	

Class - 92.5% of Race Speed = 83.64 mph  
Class C - 92.5% of Race Speed = 79.32 mph

Snetterton 300: 2.9689 miles

Race Distance: 5 Laps / 14.84 miles

Start: 11:32 Flag 11:42 End: 11:45

Weather / Track : Cloudy / Dry

These results are provisional until the conclusion of any judicial and technical matters.

Clerk Of Course :	Stewards :	Timekeeper : Craig Smith
-------------------	------------	--------------------------

Results can be found at [www.tsl-timing.com](http://www.tsl-timing.com)

Printed - 11:55 Saturday, 29 May 2021



# BMCRC - MRO Championships 2021 - Rnd 2 @ Snetterton 300

## Team Respro MRO 600 & DART Motorsport Clubman 600

### RACE 1 - LAP CHART

#### LAP 1 @ 11:34:56.784

NO	BEHIND	LAP TIME
55		2:03.212
86	0.135	2:03.347
26	0.522	2:03.734
9	0.573	2:03.785
6	0.598	2:03.810
154	1.082	2:04.294
188	2.506	2:05.718
36	2.744	2:05.956
12	2.936	2:06.148
3	3.858	2:07.070
2	4.033	2:07.245
73	4.337	2:07.549
33	5.216	2:08.428
13	6.222	2:09.434
7	6.945	2:10.157
715	7.785	2:10.997
60	8.646	2:11.858
95	9.331	2:12.543
100	9.363	2:12.575
37	9.646	2:12.858
818	9.840	2:13.052
321	10.864	2:14.076
111	11.100	2:14.312
96	12.123	2:15.335
192	12.757	2:15.969
131	12.922	2:16.134
99	12.932	2:16.144
23	13.454	2:16.666
624	15.047	2:18.259
43	15.239	2:18.451
991	15.995	2:19.207
8	18.020	2:21.232
117	19.731	2:22.943
373	20.244	2:23.456
50	21.260	2:24.472
70	22.373	2:25.585
144	23.777	2:26.989
155	29.762	2:32.974

#### LAP 2 @ 11:36:54.587

NO	BEHIND	LAP TIME
55		1:57.803
26	0.156	1:57.437
6	0.328	1:57.533
86	1.542	1:59.210
154	2.092	1:58.813
36	4.853	1:59.912
12	4.907	1:59.774
188	5.469	2:00.766
73	6.319	1:59.785
3	7.041	2:00.986
2	7.347	2:01.117
33	7.553	2:00.140
13	10.819	2:02.400
7	12.633	2:03.491
715	13.048	2:03.066
100	16.485	2:04.925
818	17.378	2:05.341
37	17.824	2:05.981
111	18.072	2:04.775
95	18.568	2:07.040
321	18.667	2:05.606

96	20.791	2:06.471
131	21.029	2:05.910
192	21.893	2:06.939
99	22.212	2:07.083
23	22.298	2:06.647
624	24.936	2:07.692
43	25.048	2:07.612
991	27.373	2:09.181
8	29.644	2:09.427
373	32.282	2:09.841
117	38.715	2:16.787
50	39.474	2:16.017
70	41.225	2:16.655
144	41.746	2:15.772
155	55.241	2:23.282

#### LAP 3 @ 11:38:51.384

NO	BEHIND	LAP TIME
55		1:56.797
26	0.187	1:56.828
6	0.292	1:56.761
86	1.808	1:57.063
154	3.082	1:57.787
12	7.127	1:59.017
36	7.442	1:59.386
188	7.714	1:59.042
73	7.776	1:58.254
2	10.685	2:00.135
3	11.329	2:01.085
33	11.395	2:00.639
13	16.618	2:02.596
7	18.602	2:02.766
715	18.993	2:02.742
100	23.945	2:04.257
818	24.354	2:03.773
111	24.776	2:03.501
37	24.978	2:03.951
95	25.551	2:03.780
321	25.906	2:04.036
131	29.637	2:05.405
192	30.833	2:05.737
99	31.146	2:05.731
23	31.446	2:05.945
624	35.460	2:07.321
43	36.180	2:07.929
991	42.091	2:11.515
8	42.212	2:09.365
373	54.517	2:19.032
117	58.140	2:16.222
50	58.728	2:16.051
70	59.844	2:15.416
144	1:00.290	2:15.341
155	1:22.593	2:24.149

#### LAP 4 @ 11:40:47.981

NO	BEHIND	LAP TIME
55		1:56.597
26	0.115	1:56.525
6	0.261	1:56.566
86	1.677	1:56.466
154	4.340	1:57.855
12	8.272	1:57.742
188	8.891	1:57.774
73	9.121	1:57.942

36	10.650	1:59.805
2	13.880	1:59.792
33	14.161	1:59.363
3	15.035	2:00.303
13	22.981	2:02.960
7	25.035	2:03.030
715	25.240	2:02.844
100	31.713	2:04.365
111	32.031	2:03.852
818	32.274	2:04.517
95	33.261	2:04.307
321	33.670	2:04.361
37	34.351	2:05.970
131	38.649	2:05.609
192	39.789	2:05.553
99	40.536	2:05.987
23	40.909	2:06.060
624	46.739	2:07.876
43	47.406	2:07.823
991	55.444	2:09.950
8	55.636	2:10.021
373	1:08.418	2:10.498
117	1:15.967	2:14.424
50	1:16.992	2:14.861
144	1:20.054	2:16.361
70	1:20.169	2:16.922
155	1:48.541	2:22.545

#### LAP 5 @ 11:42:44.503

NO	BEHIND	LAP TIME
26		1:56.407
6	0.286	1:56.547
55	0.593	1:57.115
86	1.744	1:56.589
154	7.026	1:59.208
188	9.430	1:57.061
12	9.969	1:58.219
73	10.781	1:58.182
36	13.623	1:59.495
2	17.646	2:00.288
33	17.708	2:00.069
3	18.147	1:59.634
13	29.207	2:02.748
7	32.143	2:03.630
715	32.351	2:03.633
111	37.976	2:02.467
100	38.259	2:03.068
818	38.467	2:02.715
95	39.117	2:02.378
321	39.724	2:02.576
37	44.809	2:06.980
131	47.751	2:05.624
192	48.509	2:05.242
99	48.791	2:04.777
23	49.418	2:05.031
624	57.728	2:07.511
43	58.554	2:07.670
991	1:09.341	2:10.419
8	1:09.644	2:10.530
373	1:26.123	2:14.227
144	1:37.508	2:13.976
50	1:37.616	2:17.146
70	1:40.813	2:17.166
117	1:44.998	2:25.553
155	2:14.981	2:22.962

Weather / Track : Cloudy / Dry

Results can be found at [www.tsl-timing.com](http://www.tsl-timing.com)

Snetterton 300

Circuit Length = 2.9689 miles

Start: 11:32 Flag 11:42 End: 11:45

Printed - 11:55 Saturday, 29 May 2021



# BMCRC - MRO Championships 2021 - Rnd 2 @ Snetterton 300

## Team Respro MRO 600 & DART Motorsport Clubman 600

### RACE 1 - SECTOR ANALYSIS



SECTOR 1 = FL to I1, SECTOR 2 = I1 to FL, DIFF = Difference To Personal Best Lap, P = Crossed Finish Line in Pit Lane, D = Time Disallowed

P1 26		Adam HARTGROVE		Yamaha R6 -		
IDEAL LAP TIME : 1:56.214		BEST LAP TIME : 1:56.407		DIFFERENCE : 0.193		
LAP	SECTOR 1	SECTOR 2	LAP TIME	MPH	DIFF	TIME OF DAY
1 -		39.601	2:03.734	86.37	7.327	11:34:57.306
2 -	1:18.662	<b>38.775</b>	1:57.437	91.01	1.030	11:36:54.743
3 -	1:17.870	38.958	1:56.828 (3)	91.48	0.421	11:38:51.571
4 -	1:17.610	38.915	1:56.525 (2)	91.72	0.118	11:40:48.096
5 -	<b>1:17.439</b>	38.968	<b>1:56.407 (1)</b>	<b>91.81</b>		<b>11:42:44.503</b>

P2 6		Conor WHEELER		Harris Yamaha - P W Gates		
IDEAL LAP TIME : 1:56.513		BEST LAP TIME : 1:56.547		DIFFERENCE : 0.034		
LAP	SECTOR 1	SECTOR 2	LAP TIME	MPH	DIFF	TIME OF DAY
1 -		39.588	2:03.810	86.32	7.263	11:34:57.382
2 -	1:18.540	38.993	1:57.533	90.93	0.986	11:36:54.915
3 -	1:17.816	<b>38.945</b>	1:56.761 (3)	91.53	0.214	11:38:51.676
4 -	1:17.612	38.954	1:56.566 (2)	91.69	0.019	11:40:48.242
5 -	<b>1:17.568</b>	38.979	<b>1:56.547 (1)</b>	<b>91.70</b>		<b>11:42:44.789</b>

P3 55		Louis VALLELEY		Yamaha R6 - Team V		
IDEAL LAP TIME : 1:56.577		BEST LAP TIME : 1:56.597		DIFFERENCE : 0.020		
LAP	SECTOR 1	SECTOR 2	LAP TIME	MPH	DIFF	TIME OF DAY
1 -		39.446	2:03.212	86.74	6.615	11:34:56.784
2 -	1:18.802	39.001	1:57.803	90.72	1.206	11:36:54.587
3 -	1:17.883	38.914	1:56.797 (2)	91.50	0.200	11:38:51.384
4 -	1:17.713	<b>38.884</b>	<b>1:56.597 (1)</b>	<b>91.66</b>		<b>11:40:47.981</b>
5 -	<b>1:17.693</b>	39.422	1:57.115 (3)	91.26	0.518	11:42:45.096

P4 86		Owen JENNER		Yamaha 636 - J B Motorcycles		
IDEAL LAP TIME : 1:56.466		BEST LAP TIME : 1:56.466		DIFFERENCE : 0.000		
LAP	SECTOR 1	SECTOR 2	LAP TIME	MPH	DIFF	TIME OF DAY
1 -		39.600	2:03.347	86.65	6.881	11:34:56.919
2 -	1:20.008	39.202	1:59.210	89.65	2.744	11:36:56.129
3 -	1:18.075	38.988	1:57.063 (3)	91.30	0.597	11:38:53.192
4 -	<b>1:17.709</b>	<b>38.757</b>	<b>1:56.466 (1)</b>	<b>91.76</b>		<b>11:40:49.658</b>
5 -	1:17.713	38.876	1:56.589 (2)	91.67	0.123	11:42:46.247

P5 154		Shane NORVAL		Yamaha R6 - European Shoe Machinery		
IDEAL LAP TIME : 1:57.787		BEST LAP TIME : 1:57.787		DIFFERENCE : 0.000		
LAP	SECTOR 1	SECTOR 2	LAP TIME	MPH	DIFF	TIME OF DAY
1 -		39.661	2:04.294	85.99	6.507	11:34:57.866
2 -	1:19.372	39.441	1:58.813 (3)	89.95	1.026	11:36:56.679
3 -	<b>1:18.393</b>	<b>39.394</b>	<b>1:57.787 (1)</b>	<b>90.74</b>		<b>11:38:54.466</b>
4 -	1:18.433	39.422	1:57.855 (2)	90.68	0.068	11:40:52.321
5 -	1:19.151	40.057	1:59.208	89.65	1.421	11:42:51.529

P6 188		Dawid KRAWIECKI		Yamaha R6 - Code Blue LTD & D A East Electrical		
IDEAL LAP TIME : 1:57.061		BEST LAP TIME : 1:57.061		DIFFERENCE : 0.000		
LAP	SECTOR 1	SECTOR 2	LAP TIME	MPH	DIFF	TIME OF DAY
1 -		40.156	2:05.718	85.01	8.657	11:34:59.290
2 -	1:21.032	39.734	2:00.766	88.50	3.705	11:37:00.056
3 -	1:19.032	40.010	1:59.042 (3)	89.78	1.981	11:38:59.098
4 -	1:18.076	39.698	1:57.774 (2)	90.75	0.713	11:40:56.872
5 -	<b>1:17.951</b>	<b>39.110</b>	<b>1:57.061 (1)</b>	<b>91.30</b>		<b>11:42:53.933</b>

Weather / Track : Cloudy / Dry

Snetterton 300  
 Circuit Length = 2.9689 miles  
 Start: 11:32 Flag 11:42 End: 11:45

# BMCRC - MRO Championships 2021 - Rnd 2 @ Snetterton 300

## Team Respro MRO 600 & DART Motorsport Clubman 600

### RACE 1 - SECTOR ANALYSIS



SECTOR 1 = FL to I1, SECTOR 2 = I1 to FL, DIFF = Difference To Personal Best Lap, P = Crossed Finish Line in Pit Lane, D = Time Disallowed

P7 12		Cedric BLOCH		Kawasaki ZX6R - Brigit's Group & SDC Performance		
IDEAL LAP TIME : 1:57.742		BEST LAP TIME : 1:57.742		DIFFERENCE : 0.000		
LAP	SECTOR 1	SECTOR 2	LAP TIME	MPH	DIFF	TIME OF DAY
1 -		39.857	2:06.148	84.72	8.406	11:34:59.720
2 -	1:20.081	39.693	1:59.774	89.23	2.032	11:36:59.494
3 -	1:19.398	39.619	1:59.017 (3)	89.80	1.275	11:38:58.511
4 -	<b>1:18.444</b>	<b>39.298</b>	<b>1:57.742 (1)</b>	<b>90.77</b>		<b>11:40:56.253</b>
5 -	1:18.535	39.684	1:58.219 (2)	90.40	0.477	11:42:54.472

P8 73		Harry ROWLINGS		Triumph GP2 - Steve Jordan/BER racing		
IDEAL LAP TIME : 1:57.714		BEST LAP TIME : 1:57.942		DIFFERENCE : 0.228		
LAP	SECTOR 1	SECTOR 2	LAP TIME	MPH	DIFF	TIME OF DAY
1 -		40.024	2:07.549	83.79	9.607	11:35:01.121
2 -	1:19.969	39.816	1:59.785	89.22	1.843	11:37:00.906
3 -	<b>1:18.550</b>	39.704	1:58.254 (3)	90.38	0.312	11:38:59.160
4 -	1:18.778	<b>39.164</b>	<b>1:57.942 (1)</b>	<b>90.62</b>		<b>11:40:57.102</b>
5 -	1:18.561	39.621	1:58.182 (2)	90.43	0.240	11:42:55.284

P9 36		Harry FOWLE		Triumph Daytona - HF Refinishing/ ELP Racing		
IDEAL LAP TIME : 1:59.296		BEST LAP TIME : 1:59.386		DIFFERENCE : 0.090		
LAP	SECTOR 1	SECTOR 2	LAP TIME	MPH	DIFF	TIME OF DAY
1 -		<b>39.769</b>	2:05.956	84.85	6.570	11:34:59.528
2 -	1:20.040	39.872	1:59.912	89.13	0.526	11:36:59.440
3 -	<b>1:19.527</b>	39.859	<b>1:59.386 (1)</b>	<b>89.52</b>		<b>11:38:58.826</b>
4 -	1:19.869	39.936	1:59.805 (3)	89.21	0.419	11:40:58.631
5 -	1:19.641	39.854	1:59.495 (2)	89.44	0.109	11:42:58.126

P10 2		Andrew GILL		Kawasaki ZX6R -		
IDEAL LAP TIME : 1:59.575		BEST LAP TIME : 1:59.792		DIFFERENCE : 0.217		
LAP	SECTOR 1	SECTOR 2	LAP TIME	MPH	DIFF	TIME OF DAY
1 -		39.986	2:07.245	83.99	7.453	11:35:00.817
2 -	1:20.756	40.361	2:01.117	88.24	1.325	11:37:01.934
3 -	1:20.401	<b>39.734</b>	2:00.135 (2)	88.96	0.343	11:39:02.069
4 -	<b>1:19.841</b>	39.951	<b>1:59.792 (1)</b>	<b>89.22</b>		<b>11:41:01.861</b>
5 -	1:20.204	40.084	2:00.288 (3)	88.85	0.496	11:43:02.149

P11 33		Phil ATKINSON		Yamaha R6 -		
IDEAL LAP TIME : 1:59.363		BEST LAP TIME : 1:59.363		DIFFERENCE : 0.000		
LAP	SECTOR 1	SECTOR 2	LAP TIME	MPH	DIFF	TIME OF DAY
1 -		40.520	2:08.428	83.22	9.065	11:35:02.000
2 -	1:20.229	39.911	2:00.140 (3)	88.96	0.777	11:37:02.140
3 -	1:20.437	40.202	2:00.639	88.59	1.276	11:39:02.779
4 -	<b>1:19.847</b>	<b>39.516</b>	<b>1:59.363 (1)</b>	<b>89.54</b>		<b>11:41:02.142</b>
5 -	1:20.067	40.002	2:00.069 (2)	89.01	0.706	11:43:02.211

P12 3		Connor THOMSON		Yamaha R6 - Utilligence/AH Performance		
IDEAL LAP TIME : 1:59.634		BEST LAP TIME : 1:59.634		DIFFERENCE : 0.000		
LAP	SECTOR 1	SECTOR 2	LAP TIME	MPH	DIFF	TIME OF DAY
1 -		40.183	2:07.070	84.11	7.436	11:35:00.642
2 -	1:20.463	40.523	2:00.986 (3)	88.34	1.352	11:37:01.628
3 -	1:20.736	40.349	2:01.085	88.26	1.451	11:39:02.713
4 -	1:20.286	40.017	2:00.303 (2)	88.84	0.669	11:41:03.016
5 -	<b>1:19.651</b>	<b>39.983</b>	<b>1:59.634 (1)</b>	<b>89.33</b>		<b>11:43:02.650</b>

Weather / Track : Cloudy / Dry

Snetterton 300  
Circuit Length = 2.9689 miles  
Start: 11:32 Flag 11:42 End: 11:45

# BMCRC - MRO Championships 2021 - Rnd 2 @ Snetterton 300

Team Respro MRO 600 & DART Motorsport Clubman 600

## RACE 1 - SECTOR ANALYSIS



SECTOR 1 = FL to I1, SECTOR 2 = I1 to FL, DIFF = Difference To Personal Best Lap, P = Crossed Finish Line in Pit Lane, D = Time Disallowed

P13 13		Doug EDMONDSON		Triumph Daytona - Stan Stephens Tuning		
IDEAL LAP TIME : 2:02.043		BEST LAP TIME : 2:02.400		DIFFERENCE : 0.357		
LAP	SECTOR 1	SECTOR 2	LAP TIME	MPH	DIFF	TIME OF DAY
1 -		<b>40.836</b>	2:09.434	82.57	7.034	11:35:03.006
2 -	<b>1:21.207</b>	41.193	<b>2:02.400 (1)</b>	<b>87.32</b>		<b>11:37:05.406</b>
3 -	1:21.420	41.176	2:02.596 (2)	87.18	0.196	11:39:08.002
4 -	1:21.590	41.370	2:02.960	86.92	0.560	11:41:10.962
5 -	1:21.370	41.378	2:02.748 (3)	87.07	0.348	11:43:13.710

P14 7 C		Tom BENSTED		Triumph 675 - Significant Debt Racing		
IDEAL LAP TIME : 2:02.663		BEST LAP TIME : 2:02.766		DIFFERENCE : 0.103		
LAP	SECTOR 1	SECTOR 2	LAP TIME	MPH	DIFF	TIME OF DAY
1 -		<b>41.077</b>	2:10.157	82.11	7.391	11:35:03.729
2 -	1:21.918	41.573	2:03.491 (3)	86.54	0.725	11:37:07.220
3 -	<b>1:21.586</b>	41.180	<b>2:02.766 (1)</b>	<b>87.06</b>		<b>11:39:09.986</b>
4 -	1:21.656	41.374	2:03.030 (2)	86.87	0.264	11:41:13.016
5 -	1:22.214	41.416	2:03.630	86.45	0.864	11:43:16.646

P15 715		Kayla BARRINGTON		Yamaha R6 - Slipscreens TKB racing		
IDEAL LAP TIME : 2:02.570		BEST LAP TIME : 2:02.742		DIFFERENCE : 0.172		
LAP	SECTOR 1	SECTOR 2	LAP TIME	MPH	DIFF	TIME OF DAY
1 -		40.892	2:10.997	81.59	8.255	11:35:04.569
2 -	1:22.267	<b>40.799</b>	2:03.066 (3)	86.84	0.324	11:37:07.635
3 -	1:21.926	40.816	<b>2:02.742 (1)</b>	<b>87.07</b>		<b>11:39:10.377</b>
4 -	<b>1:21.771</b>	41.073	2:02.844 (2)	87.00	0.102	11:41:13.221
5 -	1:22.267	41.366	2:03.633	86.45	0.891	11:43:16.854

P16 111		Ryan FOLKES		Triumph Daytona - Carl Harrison Motorcycle Services		
IDEAL LAP TIME : 2:02.467		BEST LAP TIME : 2:02.467		DIFFERENCE : 0.000		
LAP	SECTOR 1	SECTOR 2	LAP TIME	MPH	DIFF	TIME OF DAY
1 -		41.868	2:14.312	79.57	11.845	11:35:07.884
2 -	1:23.421	41.354	2:04.775	85.65	2.308	11:37:12.659
3 -	1:22.259	41.242	2:03.501 (2)	86.54	1.034	11:39:16.160
4 -	1:23.001	40.851	2:03.852 (3)	86.29	1.385	11:41:20.012
5 -	<b>1:21.874</b>	<b>40.593</b>	<b>2:02.467 (1)</b>	<b>87.27</b>		<b>11:43:22.479</b>

P17 100 C		Craig HOWTON		Kawasaki ZX6R - ME		
IDEAL LAP TIME : 2:03.037		BEST LAP TIME : 2:03.068		DIFFERENCE : 0.031		
LAP	SECTOR 1	SECTOR 2	LAP TIME	MPH	DIFF	TIME OF DAY
1 -		41.992	2:12.575	80.61	9.507	11:35:06.147
2 -	1:24.013	<b>40.912</b>	2:04.925	85.55	1.857	11:37:11.072
3 -	1:22.765	41.492	2:04.257 (2)	86.01	1.189	11:39:15.329
4 -	1:23.396	40.969	2:04.365 (3)	85.94	1.297	11:41:19.694
5 -	<b>1:22.125</b>	40.943	<b>2:03.068 (1)</b>	<b>86.84</b>		<b>11:43:22.762</b>

P18 818 C		Alex BARKER		Yamaha R6 - Barker Woodrow LTD		
IDEAL LAP TIME : 2:02.715		BEST LAP TIME : 2:02.715		DIFFERENCE : 0.000		
LAP	SECTOR 1	SECTOR 2	LAP TIME	MPH	DIFF	TIME OF DAY
1 -		41.646	2:13.052	80.33	10.337	11:35:06.624
2 -	1:23.934	41.407	2:05.341	85.27	2.626	11:37:11.965
3 -	1:22.602	41.171	2:03.773 (2)	86.35	1.058	11:39:15.738
4 -	1:23.250	41.267	2:04.517 (3)	85.83	1.802	11:41:20.255
5 -	<b>1:22.111</b>	<b>40.604</b>	<b>2:02.715 (1)</b>	<b>87.09</b>		<b>11:43:22.970</b>

Weather / Track : Cloudy / Dry

Snetterton 300  
Circuit Length = 2.9689 miles  
Start: 11:32 Flag 11:42 End: 11:45

# BMCRC - MRO Championships 2021 - Rnd 2 @ Snetterton 300

Team Respro MRO 600 & DART Motorsport Clubman 600

## RACE 1 - SECTOR ANALYSIS



SECTOR 1 = FL to I1, SECTOR 2 = I1 to FL, DIFF = Difference To Personal Best Lap, P = Crossed Finish Line in Pit Lane, D = Time Disallowed

P19 95		Grant ROBERTSON		Kawasaki ZX6R -		
IDEAL LAP TIME : 2:02.378		BEST LAP TIME : 2:02.378		DIFFERENCE : 0.000		
LAP	SECTOR 1	SECTOR 2	LAP TIME	MPH	DIFF	TIME OF DAY
1 -		42.121	2:12.543	80.63	10.165	11:35:06.115
2 -	1:24.692	42.348	2:07.040	84.13	4.662	11:37:13.155
3 -	1:22.534	41.246	2:03.780 (2)	86.34	1.402	11:39:16.935
4 -	1:22.897	41.410	2:04.307 (3)	85.98	1.929	11:41:21.242
5 -	<b>1:21.719</b>	<b>40.659</b>	<b>2:02.378 (1)</b>	<b>87.33</b>		<b>11:43:23.620</b>

P20 321		Martin MORRIS		Kawasaki ZX6R - Morris Racing, Obsession Engineering		
IDEAL LAP TIME : 2:02.576		BEST LAP TIME : 2:02.576		DIFFERENCE : 0.000		
LAP	SECTOR 1	SECTOR 2	LAP TIME	MPH	DIFF	TIME OF DAY
1 -		42.499	2:14.076	79.71	11.500	11:35:07.648
2 -	1:23.503	42.103	2:05.606	85.09	3.030	11:37:13.254
3 -	1:22.527	41.509	2:04.036 (2)	86.16	1.460	11:39:17.290
4 -	1:22.620	41.741	2:04.361 (3)	85.94	1.785	11:41:21.651
5 -	<b>1:21.676</b>	<b>40.900</b>	<b>2:02.576 (1)</b>	<b>87.19</b>		<b>11:43:24.227</b>

P21 37 C		Alexander LATHAM		Triumph Daytona - BR-8 / McCrash Racing		
IDEAL LAP TIME : 2:03.803		BEST LAP TIME : 2:03.951		DIFFERENCE : 0.148		
LAP	SECTOR 1	SECTOR 2	LAP TIME	MPH	DIFF	TIME OF DAY
1 -		42.108	2:12.858	80.44	8.907	11:35:06.430
2 -	1:24.535	<b>41.446</b>	2:05.981 (3)	84.83	2.030	11:37:12.411
3 -	<b>1:22.357</b>	41.594	<b>2:03.951 (1)</b>	<b>86.22</b>		<b>11:39:16.362</b>
4 -	1:23.273	42.697	2:05.970 (2)	84.84	2.019	11:41:22.332
5 -	1:23.801	43.179	2:06.980	84.17	3.029	11:43:29.312

P22 131		Jake CAMPBELL		Kawasaki ZX6R -		
IDEAL LAP TIME : 2:04.979		BEST LAP TIME : 2:05.405		DIFFERENCE : 0.426		
LAP	SECTOR 1	SECTOR 2	LAP TIME	MPH	DIFF	TIME OF DAY
1 -		42.662	2:16.134	78.51	10.729	11:35:09.706
2 -	1:24.025	<b>41.885</b>	2:05.910	84.88	0.505	11:37:15.616
3 -	1:23.345	42.060	<b>2:05.405 (1)</b>	<b>85.22</b>		<b>11:39:21.021</b>
4 -	<b>1:23.094</b>	42.515	2:05.609 (2)	85.09	0.204	11:41:26.630
5 -	1:23.550	42.074	2:05.624 (3)	85.07	0.219	11:43:32.254

P23 192 C		Daniel MOFFA		Kawasaki ZX6R - DM Racing		
IDEAL LAP TIME : 2:05.131		BEST LAP TIME : 2:05.242		DIFFERENCE : 0.111		
LAP	SECTOR 1	SECTOR 2	LAP TIME	MPH	DIFF	TIME OF DAY
1 -		42.957	2:15.969	78.60	10.727	11:35:09.541
2 -	1:24.861	42.078	2:06.939	84.19	1.697	11:37:16.480
3 -	1:23.616	42.121	2:05.737 (3)	85.00	0.495	11:39:22.217
4 -	<b>1:23.262</b>	42.291	2:05.553 (2)	85.12	0.311	11:41:27.770
5 -	1:23.373	<b>41.869</b>	<b>2:05.242 (1)</b>	<b>85.33</b>		<b>11:43:33.012</b>

P24 99		Michael SIMMONS		Yamaha R6 - Westcountry Windings		
IDEAL LAP TIME : 2:04.777		BEST LAP TIME : 2:04.777		DIFFERENCE : 0.000		
LAP	SECTOR 1	SECTOR 2	LAP TIME	MPH	DIFF	TIME OF DAY
1 -		42.417	2:16.144	78.50	11.367	11:35:09.716
2 -	1:24.991	42.092	2:07.083	84.10	2.306	11:37:16.799
3 -	1:23.736	41.995	2:05.731 (2)	85.00	0.954	11:39:22.530
4 -	1:23.362	42.625	2:05.987 (3)	84.83	1.210	11:41:28.517
5 -	<b>1:22.990</b>	<b>41.787</b>	<b>2:04.777 (1)</b>	<b>85.65</b>		<b>11:43:33.294</b>

Weather / Track : Cloudy / Dry

Snetterton 300  
Circuit Length = 2.9689 miles  
Start: 11:32 Flag 11:42 End: 11:45

# BMCRC - MRO Championships 2021 - Rnd 2 @ Snetterton 300

Team Respro MRO 600 & DART Motorsport Clubman 600

## RACE 1 - SECTOR ANALYSIS



SECTOR 1 = FL to I1, SECTOR 2 = I1 to FL, DIFF = Difference To Personal Best Lap, P = Crossed Finish Line in Pit Lane, D = Time Disallowed

<b>P25 23</b>		<b>Austin WREN</b>		Triumph Daytona - DWAI Racing		
IDEAL LAP TIME : 2:04.921		BEST LAP TIME : 2:05.031		DIFFERENCE : 0.110		
LAP	SECTOR 1	SECTOR 2	LAP TIME	MPH	DIFF	TIME OF DAY
1 -		42.597	2:16.666	78.20	11.635	11:35:10.238
2 -	1:24.745	41.902	2:06.647	84.39	1.616	11:37:16.885
3 -	1:24.092	41.853	2:05.945 (2)	84.86	0.914	11:39:22.830
4 -	<b>1:23.459</b>	42.601	2:06.060 (3)	84.78	1.029	11:41:28.890
5 -	1:23.569	<b>41.462</b>	<b>2:05.031 (1)</b>	<b>85.48</b>		<b>11:43:33.921</b>

<b>P26 624 C</b>		<b>Matthew FEDRICK</b>		Yamaha R6 - M. Fedrick Farriers ltd/ Palmer Race Skool		
IDEAL LAP TIME : 2:07.321		BEST LAP TIME : 2:07.321		DIFFERENCE : 0.000		
LAP	SECTOR 1	SECTOR 2	LAP TIME	MPH	DIFF	TIME OF DAY
1 -		42.750	2:18.259	77.30	10.938	11:35:11.831
2 -	1:25.019	42.673	2:07.692 (3)	83.70	0.371	11:37:19.523
3 -	<b>1:24.745</b>	<b>42.576</b>	<b>2:07.321 (1)</b>	<b>83.94</b>		<b>11:39:26.844</b>
4 -	1:25.042	42.834	2:07.876	83.58	0.555	11:41:34.720
5 -	1:24.900	42.611	2:07.511 (2)	83.82	0.190	11:43:42.231

<b>P27 43 C</b>		<b>Daniel SALES</b>		Yamaha R6 - Team Freddie, Ron & Frankie		
IDEAL LAP TIME : 2:07.317		BEST LAP TIME : 2:07.612		DIFFERENCE : 0.295		
LAP	SECTOR 1	SECTOR 2	LAP TIME	MPH	DIFF	TIME OF DAY
1 -		42.942	2:18.451	77.19	10.839	11:35:12.023
2 -	1:24.833	<b>42.779</b>	<b>2:07.612 (1)</b>	<b>83.75</b>		<b>11:37:19.635</b>
3 -	1:24.635	43.294	2:07.929	83.54	0.317	11:39:27.564
4 -	<b>1:24.538</b>	43.285	2:07.823 (3)	83.61	0.211	11:41:35.387
5 -	1:24.603	43.067	2:07.670 (2)	83.71	0.058	11:43:43.057

<b>P28 991 C</b>		<b>Marc CUNNINGHAM</b>		Yamaha R6 -		
IDEAL LAP TIME : 2:08.969		BEST LAP TIME : 2:09.181		DIFFERENCE : 0.212		
LAP	SECTOR 1	SECTOR 2	LAP TIME	MPH	DIFF	TIME OF DAY
1 -		<b>43.225</b>	2:19.207	76.77	10.026	11:35:12.779
2 -	1:25.951	43.230	<b>2:09.181 (1)</b>	<b>82.73</b>		<b>11:37:21.960</b>
3 -	1:27.893	43.622	2:11.515	81.26	2.334	11:39:33.475
4 -	<b>1:25.744</b>	44.206	2:09.950 (2)	82.24	0.769	11:41:43.425
5 -	1:26.149	44.270	2:10.419 (3)	81.95	1.238	11:43:53.844

<b>P29 8 C</b>		<b>Dave SAUNDERS</b>		Honda CBR600 - ETR Building & Civil Engineering Ltd		
IDEAL LAP TIME : 2:08.627		BEST LAP TIME : 2:09.365		DIFFERENCE : 0.738		
LAP	SECTOR 1	SECTOR 2	LAP TIME	MPH	DIFF	TIME OF DAY
1 -		44.171	2:21.232	75.67	11.867	11:35:14.804
2 -	1:26.087	<b>43.340</b>	2:09.427 (2)	82.57	0.062	11:37:24.231
3 -	<b>1:25.287</b>	44.078	<b>2:09.365 (1)</b>	<b>82.61</b>		<b>11:39:33.596</b>
4 -	1:26.289	43.732	2:10.021 (3)	82.20	0.656	11:41:43.617
5 -	1:26.049	44.481	2:10.530	81.88	1.165	11:43:54.147

<b>P30 373</b>		<b>Robert PRICE</b>		Suzuki GSXR -		
IDEAL LAP TIME : 2:09.106		BEST LAP TIME : 2:09.841		DIFFERENCE : 0.735		
LAP	SECTOR 1	SECTOR 2	LAP TIME	MPH	DIFF	TIME OF DAY
1 -		44.403	2:23.456	74.50	13.615	11:35:17.028
2 -	1:26.696	<b>43.145</b>	<b>2:09.841 (1)</b>	<b>82.31</b>		<b>11:37:26.869</b>
3 -	1:33.385	45.647	2:19.032	76.87	9.191	11:39:45.901
4 -	1:26.864	43.634	2:10.498 (2)	81.90	0.657	11:41:56.399
5 -	<b>1:25.961</b>	48.266	2:14.227 (3)	79.62	4.386	11:44:10.626

Weather / Track : Cloudy / Dry

Snetterton 300  
Circuit Length = 2.9689 miles  
Start: 11:32 Flag 11:42 End: 11:45

# BMCRC - MRO Championships 2021 - Rnd 2 @ Snetterton 300

Team Respro MRO 600 & DART Motorsport Clubman 600

## RACE 1 - SECTOR ANALYSIS



SECTOR 1 = FL to I1, SECTOR 2 = I1 to FL, DIFF = Difference To Personal Best Lap, P = Crossed Finish Line in Pit Lane, D = Time Disallowed

P31 144 C		Nick CRONIN		Yamaha R6 -		
IDEAL LAP TIME : 2:13.589		BEST LAP TIME : 2:13.976		DIFFERENCE : 0.387		
LAP	SECTOR 1	SECTOR 2	LAP TIME	MPH	DIFF	TIME OF DAY
1 -		46.948	2:26.989	72.71	13.013	11:35:20.561
2 -	1:30.271	<b>45.501</b>	2:15.772 (3)	78.72	1.796	11:37:36.333
3 -	1:29.140	46.201	2:15.341 (2)	78.97	1.365	11:39:51.674
4 -	1:30.438	45.923	2:16.361	78.38	2.385	11:42:08.035
5 -	<b>1:28.088</b>	45.888	<b>2:13.976 (1)</b>	<b>79.77</b>		<b>11:44:22.011</b>

P32 50		Paul ROBSON		Kawaski ZX6R - RBProperty services & Environment Lighting		
IDEAL LAP TIME : 2:14.464		BEST LAP TIME : 2:14.861		DIFFERENCE : 0.397		
LAP	SECTOR 1	SECTOR 2	LAP TIME	MPH	DIFF	TIME OF DAY
1 -		<b>45.355</b>	2:24.472	73.98	9.611	11:35:18.044
2 -	1:30.150	45.867	2:16.017 (2)	78.57	1.156	11:37:34.061
3 -	1:30.055	45.996	2:16.051 (3)	78.55	1.190	11:39:50.112
4 -	<b>1:29.109</b>	45.752	<b>2:14.861 (1)</b>	<b>79.25</b>		<b>11:42:04.973</b>
5 -	1:30.022	47.124	2:17.146	77.93	2.285	11:44:22.119

P33 70 C		Sean HALL		Yamaha R6 - S and Y Ceramics		
IDEAL LAP TIME : 2:15.175		BEST LAP TIME : 2:15.416		DIFFERENCE : 0.241		
LAP	SECTOR 1	SECTOR 2	LAP TIME	MPH	DIFF	TIME OF DAY
1 -		<b>45.915</b>	2:25.585	73.41	10.169	11:35:19.157
2 -	1:30.286	46.369	2:16.655 (2)	78.21	1.239	11:37:35.812
3 -	<b>1:29.260</b>	46.156	<b>2:15.416 (1)</b>	<b>78.92</b>		<b>11:39:51.228</b>
4 -	1:30.542	46.380	2:16.922 (3)	78.05	1.506	11:42:08.150
5 -	1:30.573	46.593	2:17.166	77.92	1.750	11:44:25.316

P34 117		Benjamin STONARD		Yamaha R6 -		
IDEAL LAP TIME : 2:14.175		BEST LAP TIME : 2:14.424		DIFFERENCE : 0.249		
LAP	SECTOR 1	SECTOR 2	LAP TIME	MPH	DIFF	TIME OF DAY
1 -		<b>45.219</b>	2:22.943	74.77	8.519	11:35:16.515
2 -	1:30.575	46.212	2:16.787 (3)	78.13	2.363	11:37:33.302
3 -	1:30.281	45.941	2:16.222 (2)	78.46	1.798	11:39:49.524
4 -	<b>1:28.956</b>	45.468	<b>2:14.424 (1)</b>	<b>79.51</b>		<b>11:42:03.948</b>
5 -	1:29.106	56.447	2:25.553	73.43	11.129	11:44:29.501

P35 155		Eliot SMITH		Honda CBR600RR - Pro-Moto Europe Ltd		
IDEAL LAP TIME : 2:22.321		BEST LAP TIME : 2:22.545		DIFFERENCE : 0.224		
LAP	SECTOR 1	SECTOR 2	LAP TIME	MPH	DIFF	TIME OF DAY
1 -		48.901	2:32.974	69.86	10.429	11:35:26.546
2 -	1:35.183	<b>48.099</b>	2:23.282 (3)	74.59	0.737	11:37:49.828
3 -	1:35.896	48.253	2:24.149	74.14	1.604	11:40:13.977
4 -	<b>1:34.222</b>	48.323	<b>2:22.545 (1)</b>	<b>74.98</b>		<b>11:42:36.522</b>
5 -	1:34.759	48.203	2:22.962 (2)	74.76	0.417	11:44:59.484

P36 96 C		Ross BANHAM		Honda CBR600 - Hutfields of Botley		
IDEAL LAP TIME : 2:06.471		BEST LAP TIME : 2:06.471		DIFFERENCE : 0.000		
LAP	SECTOR 1	SECTOR 2	LAP TIME	MPH	DIFF	TIME OF DAY
1 -		42.925	2:15.335 (2)	78.97	8.864	11:35:08.907
2 -	<b>1:24.176</b>	<b>42.295</b>	<b>2:06.471 (1)</b>	<b>84.51</b>		<b>11:37:15.378</b>

P37 9		Glenn WALSH		Yamaha R6 - Walters Medical		
IDEAL LAP TIME :		BEST LAP TIME : 2:03.785		DIFFERENCE :		
LAP	SECTOR 1	SECTOR 2	LAP TIME	MPH	DIFF	TIME OF DAY
1 -		<b>39.670</b>	<b>2:03.785 (1)</b>	<b>86.34</b>		<b>11:34:57.357</b>

Weather / Track : Cloudy / Dry

Snetterton 300  
Circuit Length = 2.9689 miles  
Start: 11:32 Flag 11:42 End: 11:45

# BMCRC - MRO Championships 2021 - Rnd 2 @ Snetterton 300

Team Respro MRO 600 & DART Motorsport Clubman 600

## RACE 1 - SECTOR ANALYSIS



SECTOR 1 = FL to I1, SECTOR 2 = I1 to FL, DIFF = Difference To Personal Best Lap, P = Crossed Finish Line in Pit Lane, D = Time Disallowed

<b>P38</b>	<b>60</b>	<b>Jack YOUNGE</b>	Yamaha R6 - Chase Timber / iceni motorcycles			
IDEAL LAP TIME :		BEST LAP TIME : 2:11.858	DIFFERENCE :			
LAP	SECTOR 1	SECTOR 2	LAP TIME	MPH	DIFF	TIME OF DAY
1 -		41.833	2:11.858 (1)	81.05		11:35:05.430

Weather / Track : Cloudy / Dry

Results can be found at [www.tsl-timing.com](http://www.tsl-timing.com)

Page 7 of 7

Snetterton 300  
Circuit Length = 2.9689 miles  
Start: 11:32 Flag 11:42 End: 11:45

Printed - 11:55 Saturday, 29 May 2021

# BMCRC - MRO Championships 2021 - Rnd 2 @ Snetterton 300

## Team Respro MRO 600 & DART Motorsport Clubman 600

### RACE 1 - BEST SECTORS

SECTOR 1			SECTOR 2			IDEAL / BEST COMPARISON						
POS	NO	NAME	TIME	NO	NAME	TIME	POS	NO	NAME	IDEAL	BEST	DIFF
									<b>PERFECT LAP</b>	<b>1:56.196</b>		
1	26	HARTGROVE	1:17.439	86	JENNER	38.757	1	26	HARTGROVE	1:56.214	1:56.407	0.193
2	6	WHEELER	1:17.568	26	HARTGROVE	38.775	2	86	JENNER	1:56.466	1:56.466	0.000
3	55	VALLELEY	1:17.693	55	VALLELEY	38.884	3	6	WHEELER	1:56.513	1:56.547	0.034
4	86	JENNER	1:17.709	6	WHEELER	38.945	4	55	VALLELEY	1:56.577	1:56.597	0.020
5	188	KRAWIECKI	1:17.951	188	KRAWIECKI	39.110	5	188	KRAWIECKI	1:57.061	1:57.061	0.000
6	154	NORVAL	1:18.393	73	ROWLINGS	39.164	6	73	ROWLINGS	1:57.714	1:57.942	0.228
7	12	BLOCH	1:18.444	12	BLOCH	39.298	7	12	BLOCH	1:57.742	1:57.742	0.000
8	73	ROWLINGS	1:18.550	154	NORVAL	39.394	8	154	NORVAL	1:57.787	1:57.787	0.000
9	36	FOWLE	1:19.527	33	ATKINSON	39.516	9	36	FOWLE	1:59.296	1:59.386	0.090
10	3	THOMSON	1:19.651	9	WALSH	39.670	10	33	ATKINSON	1:59.363	1:59.363	0.000
11	2	GILL	1:19.841	2	GILL	39.734	11	2	GILL	1:59.575	1:59.792	0.217
12	33	ATKINSON	1:19.847	36	FOWLE	39.769	12	3	THOMSON	1:59.634	1:59.634	0.000
13	13	EDMONDSON	1:21.207	3	THOMSON	39.983	13	13	EDMONDSON	2:02.043	2:02.400	0.357
14	7	BENSTED	1:21.586	111	FOLKES	40.593	14	95	ROBERTSON	2:02.378	2:02.378	0.000
15	321	MORRIS	1:21.676	818	BARKER	40.604	15	111	FOLKES	2:02.467	2:02.467	0.000
16	95	ROBERTSON	1:21.719	95	ROBERTSON	40.659	16	715	BARRINGTON	2:02.570	2:02.742	0.172
17	715	BARRINGTON	1:21.771	715	BARRINGTON	40.799	17	321	MORRIS	2:02.576	2:02.576	0.000
18	111	FOLKES	1:21.874	13	EDMONDSON	40.836	18	7	BENSTED	2:02.663	2:02.766	0.103
19	818	BARKER	1:22.111	321	MORRIS	40.900	19	818	BARKER	2:02.715	2:02.715	0.000
20	100	HOWTON	1:22.125	100	HOWTON	40.912	20	100	HOWTON	2:03.037	2:03.068	0.031
21	37	LATHAM	1:22.357	7	BENSTED	41.077	21	37	LATHAM	2:03.803	2:03.951	0.148
22	99	SIMMONS	1:22.990	37	LATHAM	41.446	22	99	SIMMONS	2:04.777	2:04.777	0.000
23	131	CAMPBELL	1:23.094	23	WREN	41.462	23	23	WREN	2:04.921	2:05.031	0.110
24	192	MOFFA	1:23.262	99	SIMMONS	41.787	24	131	CAMPBELL	2:04.979	2:05.405	0.426
25	23	WREN	1:23.459	60	YOUNGE	41.833	25	192	MOFFA	2:05.131	2:05.242	0.111
26	96	BANHAM	1:24.176	192	MOFFA	41.869	26	96	BANHAM	2:06.471	2:06.471	0.000
27	43	SALES	1:24.538	131	CAMPBELL	41.885	27	43	SALES	2:07.317	2:07.612	0.295
28	624	FEDRICK	1:24.745	96	BANHAM	42.295	28	624	FEDRICK	2:07.321	2:07.321	0.000
29	8	SAUNDERS	1:25.287	624	FEDRICK	42.576	29	8	SAUNDERS	2:08.627	2:09.365	0.738
30	991	CUNNINGHAM	1:25.744	43	SALES	42.779	30	991	CUNNINGHAM	2:08.969	2:09.181	0.212
31	373	PRICE	1:25.961	373	PRICE	43.145	31	373	PRICE	2:09.106	2:09.841	0.735
32	144	CRONIN	1:28.088	991	CUNNINGHAM	43.225	32	144	CRONIN	2:13.589	2:13.976	0.387
33	117	STONARD	1:28.956	8	SAUNDERS	43.340	33	117	STONARD	2:14.175	2:14.424	0.249
34	50	ROBSON	1:29.109	117	STONARD	45.219	34	50	ROBSON	2:14.464	2:14.861	0.397
35	70	HALL	1:29.260	50	ROBSON	45.355	35	70	HALL	2:15.175	2:15.416	0.241
36	155	SMITH	1:34.222	144	CRONIN	45.501	36	155	SMITH	2:22.321	2:22.545	0.224
37				70	HALL	45.915	37	60	YOUNGE		2:11.858	
38				155	SMITH	48.099	38	9	WALSH		2:03.785	
39												

Weather / Track : Cloudy / Dry

Snetterton 300

Circuit Length = 2.9689 miles

Start: 11:32 Flag 11:42 End: 11:45

Results can be found at [www.tsl-timing.com](http://www.tsl-timing.com)

Printed - 11:55 Saturday, 29 May 2021



# BMCRC - MRO Championships 2021 - Rnd 2 @ Snetterton 300

## Team Respro MRO 600 & DART Motorsport Clubman 600

### RACE 1 - STATISTICS

<b>Competitors Started</b>	39
<b>Planned Start</b>	2021-05-29 @ 11:35:00.000
<b>Actual Start</b>	2021-05-29 @ 11:32:53.571
<b>Finish Time</b>	2021-05-29 @ 11:42:44.502
<b>Track Length</b>	2.9689mi.
<b>Total Laps</b>	179
<b>Total Distance Covered</b>	531.4351mi.

### Session Fastest Lap History

NO	CL	NAME	LAP TIME	TIME OF DAY	LAP	VEHICLE
55		Louis VALLELEY	2:03.212	11:34:56.801	1	Yamaha R6
55		Louis VALLELEY	1:57.803	11:36:54.603	2	Yamaha R6
26		Adam HARTGROVE	1:57.437	11:36:54.759	2	Yamaha R6
55		Louis VALLELEY	1:56.797	11:38:51.401	3	Yamaha R6
6		Conor WHEELER	1:56.761	11:38:51.676	3	Harris Yamaha
55		Louis VALLELEY	1:56.597	11:40:47.998	4	Yamaha R6
26		Adam HARTGROVE	1:56.525	11:40:48.096	4	Yamaha R6
86		Owen JENNER	1:56.466	11:40:49.678	4	Yamaha 636
26		Adam HARTGROVE	1:56.407	11:42:44.519	5	Yamaha R6

### Session Leader History

NO	CL	NAME	FROM LAP	LAPS LED	DISTANCE	VEHICLE
55		Louis VALLELEY	1	4	11.87 miles	Yamaha R6
26		Adam HARTGROVE	5	1	2.96 miles	Yamaha R6

### Flag History

TYPE	TIME OF DAY
GREEN	11:32:53.571
FINISH	11:42:44.502

### Flag Statistics

TYPE	COUNT	TOTAL LAPS	TOTAL TIME
Green	1	5	12:14.968
Red	0	0	0.000
Safety Car	0	0	0.000
FCY	0	0	0.000

# BMCRC - MRO Championships 2021 - Rnd 2 @ Snetterton 300

Team Respro MRO 600 & DART Motorsport Clubman 600

## RACE 1 - STATISTICS

CLASS :

26 Starters

### Fastest Lap History

NO	NAME	LAP TIME	TIME OF DAY	LAP	VEHICLE
55	Louis VALLELEY	2:03.212	11:34:56.801	1	Yamaha R6
55	Louis VALLELEY	1:57.803	11:36:54.603	2	Yamaha R6
26	Adam HARTGROVE	1:57.437	11:36:54.759	2	Yamaha R6
55	Louis VALLELEY	1:56.797	11:38:51.401	3	Yamaha R6
6	Conor WHEELER	1:56.761	11:38:51.676	3	Harris Yamaha
55	Louis VALLELEY	1:56.597	11:40:47.998	4	Yamaha R6
26	Adam HARTGROVE	1:56.525	11:40:48.096	4	Yamaha R6
86	Owen JENNER	1:56.466	11:40:49.678	4	Yamaha 636
26	Adam HARTGROVE	1:56.407	11:42:44.519	5	Yamaha R6

### Leader History

NO	NAME	FROM LAP	LAPS LED	DISTANCE	VEHICLE
55	Louis VALLELEY	1	4	11.87 miles	Yamaha R6
26	Adam HARTGROVE	5	1	2.96 miles	Yamaha R6

# BMCRC - MRO Championships 2021 - Rnd 2 @ Snetterton 300

Team Respro MRO 600 & DART Motorsport Clubman 600

## RACE 1 - STATISTICS

CLASS : C

13 Starters

### Fastest Lap History

NO	NAME	LAP TIME	TIME OF DAY	LAP	VEHICLE
7	Tom BENSTED	<b>2:10.157</b>	11:35:03.731	1	Triumph 675
7	Tom BENSTED	<b>2:03.491</b>	11:37:07.222	2	Triumph 675
7	Tom BENSTED	<b>2:02.766</b>	11:39:09.988	3	Triumph 675
818	Alex BARKER	<b>2:02.715</b>	11:43:22.987	5	Yamaha R6

### Leader History

NO	NAME	FROM LAP	LAPS LED	DISTANCE	VEHICLE
7	Tom BENSTED	1	5	14.84 miles	Triumph 675

# BMCRC - MRO Championships 2021 - Rnd 2 @ Snetterton 300

## Team Respro MRO 600 & DART Motorsport Clubman 600

### RACE 11 - GRID (5 Laps)

ROW 13	39	132	Mitchell GILBERT	2:22.545	38	155	Eliot SMITH	2:15.416	37	70	Sean HALL
ROW 12	36	50	Paul ROBSON	2:14.861	35	117	Benjamin STONARD	2:14.424	34	144	Nick CRONIN
ROW 11	33	60	Jack YOUNGE	2:11.858	32	373	Robert PRICE	2:09.841	31	8	Dave SAUNDERS
ROW 10	30	991	Marc CUNNINGHAM	2:09.181	29	43	Daniel SALES	2:07.612	28	624	Matthew FEDRICK
ROW 9	27	96	Ross BANHAM	2:06.471	26	131	Jake CAMPBELL	2:05.405	25	192	Daniel MOFFA
ROW 8	24	23	Austin WREN	2:05.031	23	99	Michael SIMMONS	2:04.777	22	37	Alexander LATHAM
ROW 7	21	9	Glenn WALSH	2:03.785	20	100	Craig HOWTON	2:03.068	19	7	Tom BENSTED
ROW 6	18	715	Kayla BARRINGTON	2:02.742	17	818	Alex BARKER	2:02.715	16	321	Martin MORRIS
ROW 5	15	111	Ryan FOLKES	2:02.467	14	13	Doug EDMONDSON	2:02.400	13	95	Grant ROBERTSON
ROW 4	12	2	Andrew GILL	1:59.792	11	3	Connor THOMSON	1:59.634	10	36	Harry FOWLE
ROW 3	9	33	Phil ATKINSON	1:59.363	8	73	Harry ROWLINGS	1:57.942	7	154	Shane NORVAL
ROW 2	6	12	Cedric BLOCH	1:57.742	5	188	Dawid KRAWIECKI	1:57.061	4	55	Louis VALLELEY
ROW 1	3	6	Conor WHEELER	1:56.547	2	86	Owen JENNER	1:56.466	1	26	Adam HARTGROVE
<b>Pole</b>											

These results are provisional until the conclusion of any judicial and technical matters.

Snetterton 300  
Circuit Length = 2.9689 miles

Clerk Of Course :	Stewards :	Timekeeper : Craig Smith
-------------------	------------	--------------------------

Results can be found at [www.tsl-timing.com](http://www.tsl-timing.com)

Printed - 11:56 Saturday, 29 May 2021



# BMCRC - MRO Championships 2021 - Rnd 2 @ Snetterton 300

## Team Respro MRO 600 & DART Motorsport Clubman 600

### RACE 11 - CLASSIFICATION

POS	NO	CL	PIC NAME	ENTRY	LAPS	TIME	GAP	DIFF	MPH	BEST	ON
1	55		Louis VALLELEY	Yamaha R6 - Team V	5	9:49.479			90.65	1:56.284	4
2	6		Conor WHEELER	Harris Yamaha - P W Gates	5	9:50.002	0.523	0.523	90.57	1:55.769	5
3	86		Owen JENNER	Yamaha 636 - J B Motorcycles	5	9:52.668	3.189	2.666	90.16	1:57.102	3
4	26		Adam HARTGROVE	Yamaha R6 -	5	9:52.922	3.443	0.254	90.13	1:56.999	3
5	154		Shane NORVAL	Yamaha R6 - European Shoe Machinery	5	9:57.081	7.602	4.159	89.50	1:57.795	2
6	188		Dawid KRAWIECKI	Yamaha R6 - Code Blue LTD & D A East Electrical	5	10:00.280	10.801	3.199	89.02	1:58.240	5
7	73		Harry ROWLINGS	Triumph GP2 - Steve Jordan/BER racing	5	10:01.241	11.762	0.961	88.88	1:58.348	2
8	9		Glenn WALSH	Yamaha R6 - Walters Medical	5	10:01.599	12.120	0.358	88.83	1:57.404	2
9	12		Cedric BLOCH	Kawasaki ZX6R - Brigitt's Group & SDC Performance	5	10:02.985	13.506	1.386	88.62	1:59.073	5
10	36		Harry FOWLE	Triumph Daytona - HF Refinishing/ ELP Racing	5	10:05.859	16.380	2.874	88.20	1:59.727	4
11	3		Connor THOMSON	Yamaha R6 - Utilligence/AH Performance	5	10:09.857	20.378	3.998	87.62	1:59.258	3
12	2		Andrew GILL	Kawasaki ZX6R -	5	10:17.011	27.532	7.154	86.61	2:01.646	2
13	715		Kayla BARRINGTON	Yamaha R6 - Slipscreens TKB racing	5	10:17.039	27.560	0.028	86.60	2:01.492	4
14	13		Doug EDMONDSON	Triumph Daytona - Stan Stephens Tuning	5	10:17.352	27.873	0.313	86.56	2:01.900	4
15	7	C	Tom BENSTED	Triumph 675 - Significant Debt Racing	5	10:20.256	30.777	2.904	86.15	2:02.015	5
16	95		Grant ROBERTSON	Kawasaki ZX6R -	5	10:20.600	31.121	0.344	86.11	2:01.665	5
17	111		Ryan FOLKES	Triumph Daytona - Carl Harrison Motorcyle Services	5	10:20.983	31.504	0.383	86.05	2:01.898	5
18	818	C	Alex BARKER	Yamaha R6 - Barker Woodrow LTD	5	10:21.910	32.431	0.927	85.92	2:02.655	5
19	100	C	Craig HOWTON	Kawasaki ZX6R - ME	5	10:26.520	37.041	4.610	85.29	2:03.297	5
20	321		Martin MORRIS	Kawasaki ZX6R - Morris Racing, Obsession Enginee	5	10:26.995	37.516	0.475	85.23	2:03.419	5
21	131		Jake CAMPBELL	Kawasaki ZX6R -	5	10:31.398	41.919	4.403	84.63	2:04.437	2
22	37	C	Alexander LATHAM	Triumph Daytona - BR-8 / McCrash Racing	5	10:36.647	47.168	5.249	83.94	2:04.506	3
23	99		Michael SIMMONS	Yamaha R6 - Westcountry Windings	5	10:39.069	49.590	2.422	83.62	2:04.995	5
24	192	C	Daniel MOFFA	Kawasaki ZX6R - DM Racing	5	10:41.262	51.783	2.193	83.33	2:06.067	2
25	23		Austin WREN	Triumph Daytona - DWAI Racing	5	10:46.058	56.579	4.796	82.71	2:07.161	4
26	43	C	Daniel SALES	Yamaha R6 - Team Freddie, Ron & Frankie	5	10:46.616	57.137	0.558	82.64	2:06.608	2
27	624	C	Matthew FEDRICK	Yamaha R6 - M. Fedrick Farriers ltd/ Palmer Race Sl	5	10:47.570	58.091	0.954	82.52	2:07.429	5
28	96	C	Ross BANHAM	Honda CBR600 - Hutfields of Botley	5	10:47.686	58.207	0.116	82.50	2:07.498	3
29	373		Robert PRICE	Suzuki GSXR -	5	11:02.866	1:13.387	15.180	80.62	2:09.129	5
30	991	C	Marc CUNNINGHAM	Yamaha R6 -	5	11:03.800	1:14.321	0.934	80.50	2:10.083	2
31	8	C	Dave SAUNDERS	Honda CBR600 - ETR Building & Civil Engineering L	5	11:05.268	1:15.789	1.468	80.32	2:10.491	5
32	144	C	Nick CRONIN	Yamaha R6 -	5	11:33.344	1:43.865	28.076	77.07	2:13.693	5
33	117	C	Benjamin STONARD	Yamaha R6 -	5	11:38.486	1:49.007	5.142	76.50	2:17.959	3
34	70	C	Sean HALL	Yamaha R6 - S and Y Ceramics	5	11:46.403	1:56.924	7.917	75.65	2:18.848	3
35	155		Eliot SMITH	Honda CBR600RR - Pro-Moto Europe Ltd	4	9:52.422	1 Lap	1 Lap	72.16	2:25.818	2

#### NOT CLASSIFIED

DNF	132	C	Mitchell GILBERT	Suzuki GSXR 600 - The Asap Group	3	6:27.591	2 Laps	1 Lap	82.72	2:06.095	2
-----	-----	---	------------------	----------------------------------	---	----------	--------	-------	-------	----------	---

#### FASTEST LAP

	6		Conor WHEELER	Harris Yamaha - P W Gates	5	1:55.769			92.32 mph	148.57 kph	
	7	C	Tom BENSTED	Triumph 675 - Significant Debt Racing	5	2:02.015			87.59 mph	140.97 kph	

Class - 92.5% of Race Speed = 83.85 mph  
 Class C - 92.5% of Race Speed = 79.68 mph

Weather / Track : Cloudy / Dry

These results are provisional until the conclusion of any judicial and technical matters.

Snetterton 300: 2.9689 miles  
 Race Distance: 5 Laps / 14.84 miles  
 Start: 16:05 Flag 16:15 End: 16:17

Clerk Of Course :	Stewards :	Timekeeper : Craig Smith
-------------------	------------	--------------------------

Results can be found at [www.tsl-timing.com](http://www.tsl-timing.com)

Printed - 16:18 Saturday, 29 May 2021



# BMCRC - MRO Championships 2021 - Rnd 2 @ Snetterton 300

## Team Respro MRO 600 & DART Motorsport Clubman 600

### RACE 11 - LAP CHART

LAP 1 @ 16:08:01.380			LAP 2 @ 16:09:58.412			LAP 3 @ 16:11:54.803			LAP 4 @ 16:13:51.087			LAP 5 @ 16:15:47.985		
NO	BEHIND	LAP TIME	NO	BEHIND	LAP TIME	NO	BEHIND	LAP TIME	NO	BEHIND	LAP TIME	NO	BEHIND	LAP TIME
55		2:02.874	55		1:57.032	55		1:56.391	55		1:56.284	55		1:56.898
86	0.356	2:03.230	86	0.587	1:57.263	86	1.298	1:57.102	6	1.652	1:56.559	6	0.523	1:55.769
26	0.391	2:03.265	6	0.701	1:57.047	6	1.377	1:57.067	86	2.323	1:57.309	155	1 Lap	2:26.184
6	0.686	2:03.560	26	1.110	1:57.751	26	1.718	1:56.999	26	2.666	1:57.232	86	3.189	1:57.764
154	1.101	2:03.975	154	1.864	1:57.795	154	3.284	1:57.811	154	5.536	1:58.536	26	3.443	1:57.675
188	1.520	2:04.394	188	3.401	1:58.913	73	5.795	1:58.641	73	9.069	1:59.558	154	7.602	1:58.964
73	2.229	2:05.103	73	3.545	1:58.348	9	6.392	1:58.742	188	9.459	1:59.289	188	10.801	1:58.240
12	2.462	2:05.336	9	4.041	1:57.404	188	6.454	1:59.444	9	9.850	1:59.742	73	11.762	1:59.591
36	3.402	2:06.276	12	5.169	1:59.739	12	8.159	1:59.381	12	11.331	1:59.456	9	12.120	1:59.168
9	3.669	2:06.543	36	6.270	1:59.900	36	9.793	1:59.914	36	13.236	1:59.727	12	13.506	1:59.073
3	4.359	2:07.233	3	7.543	2:00.216	3	10.410	1:59.258	3	16.438	2:02.312	36	16.380	2:00.042
13	4.752	2:07.626	13	10.679	2:02.959	715	16.421	2:01.844	715	21.629	2:01.492	3	20.378	2:00.838
715	5.472	2:08.346	715	10.968	2:02.528	13	16.609	2:02.321	13	22.225	2:01.900	2	27.532	2:01.777
95	6.484	2:09.358	2	11.724	2:01.646	2	17.036	2:01.703	2	22.653	2:01.901	715	27.560	2:02.829
2	7.110	2:09.984	95	12.308	2:02.856	95	18.870	2:02.953	7	25.660	2:02.735	13	27.873	2:02.546
7	7.169	2:10.043	7	12.835	2:02.698	7	19.209	2:02.765	95	26.354	2:03.768	7	30.777	2:02.015
818	7.793	2:10.667	818	13.579	2:02.818	111	20.072	2:02.390	111	26.504	2:02.716	95	31.121	2:01.665
100	7.890	2:10.764	111	14.073	2:02.747	818	20.107	2:02.919	818	26.674	2:02.851	111	31.504	2:01.898
111	8.358	2:11.232	100	14.810	2:03.952	321	23.335	2:03.967	100	30.642	2:03.509	818	32.431	2:02.655
321	9.020	2:11.894	321	15.759	2:03.771	100	23.417	2:04.998	321	30.995	2:03.944	100	37.041	2:03.297
131	9.866	2:12.740	131	17.271	2:04.437	131	25.609	2:04.729	131	34.007	2:04.682	321	37.516	2:03.419
37	10.033	2:12.907	37	17.788	2:04.787	37	25.903	2:04.506	37	35.727	2:06.108	131	41.919	2:04.810
192	11.246	2:14.120	192	20.281	2:06.067	99	29.727	2:05.363	192	41.200	2:06.643	37	47.168	2:08.339
23	11.264	2:14.138	99	20.755	2:05.436	192	30.841	2:06.951	99	41.493	2:08.050	99	49.590	2:04.995
99	12.351	2:15.225	132	21.442	2:06.095	132	31.294	2:06.243	23	44.722	2:07.161	192	51.783	2:07.481
132	12.379	2:15.253	23	22.992	2:08.760	23	33.845	2:07.244	96	46.654	2:07.983	23	56.579	2:08.755
96	12.558	2:15.432	96	23.848	2:08.322	96	34.955	2:07.498	43	46.964	2:07.433	43	57.137	2:07.071
624	13.672	2:16.546	43	24.192	2:06.608	43	35.815	2:08.014	624	47.560	2:07.806	624	58.091	2:07.429
43	14.616	2:17.490	624	24.362	2:07.722	624	36.038	2:08.067	991	1:01.051	2:13.327	96	58.207	2:08.451
991	16.223	2:19.097	991	29.274	2:10.083	991	44.008	2:11.125	373	1:01.156	2:10.970	373	1:13.387	2:09.129
8	17.696	2:20.570	373	32.653	2:11.855	373	46.470	2:10.208	8	1:02.196	2:11.124	991	1:14.321	2:10.168
373	17.830	2:20.704	8	32.674	2:12.010	8	47.356	2:11.073	144	1:27.070	2:17.208	8	1:15.789	2:10.491
117	21.684	2:24.558	117	43.442	2:18.790	117	1:05.010	2:17.959	117	1:27.313	2:18.587	144	1:43.865	2:13.693
144	22.575	2:25.449	144	44.074	2:18.531	144	1:06.146	2:18.463	70	1:32.636	2:18.996	117	1:49.007	2:18.592
70	25.092	2:27.966	70	47.467	2:19.407	70	1:09.924	2:18.848				70	1:56.924	2:21.186
155	31.345	2:34.219	155	1:00.131	2:25.818	155	1:29.941	2:26.201						

Weather / Track : Cloudy / Dry

Snetterton 300

Circuit Length = 2.9689 miles

Start: 16:05 Flag 16:15 End: 16:17

Results can be found at [www.tsl-timing.com](http://www.tsl-timing.com)

Printed - 16:18 Saturday, 29 May 2021

# BMCRC - MRO Championships 2021 - Rnd 2 @ Snetterton 300

Team Respro MRO 600 & DART Motorsport Clubman 600

## RACE 11 - SECTOR ANALYSIS



SECTOR 1 = FL to I1, SECTOR 2 = I1 to FL, DIFF = Difference To Personal Best Lap, P = Crossed Finish Line in Pit Lane, D = Time Disallowed

P1 55		Louis VALLELEY		Yamaha R6 - Team V		
IDEAL LAP TIME : 1:56.284		BEST LAP TIME : 1:56.284		DIFFERENCE : 0.000		
LAP	SECTOR 1	SECTOR 2	LAP TIME	MPH	DIFF	TIME OF DAY
1 -		39.119	2:02.874	86.98	6.590	16:08:01.380
2 -	1:18.112	38.920	1:57.032	91.32	0.748	16:09:58.412
3 -	1:17.738	38.653	1:56.391 (2)	91.82	0.107	16:11:54.803
4 -	<b>1:17.665</b>	<b>38.619</b>	<b>1:56.284 (1)</b>	<b>91.91</b>		<b>16:13:51.087</b>
5 -	1:18.093	38.805	1:56.898 (3)	91.43	0.614	16:15:47.985

P2 6		Conor WHEELER		Harris Yamaha - P W Gates		
IDEAL LAP TIME : 1:55.710		BEST LAP TIME : 1:55.769		DIFFERENCE : 0.059		
LAP	SECTOR 1	SECTOR 2	LAP TIME	MPH	DIFF	TIME OF DAY
1 -		39.646	2:03.560	86.50	7.791	16:08:02.066
2 -	1:17.968	39.079	1:57.047 (3)	91.31	1.278	16:09:59.113
3 -	1:17.887	39.180	1:57.067	91.29	1.298	16:11:56.180
4 -	1:17.983	<b>38.576</b>	1:56.559 (2)	91.69	0.790	16:13:52.739
5 -	<b>1:17.134</b>	38.635	<b>1:55.769 (1)</b>	<b>92.32</b>		<b>16:15:48.508</b>

P3 86		Owen JENNER		Yamaha 636 - J B Motorcycles		
IDEAL LAP TIME : 1:56.886		BEST LAP TIME : 1:57.102		DIFFERENCE : 0.216		
LAP	SECTOR 1	SECTOR 2	LAP TIME	MPH	DIFF	TIME OF DAY
1 -		39.738	2:03.230	86.73	6.128	16:08:01.736
2 -	1:18.173	39.090	1:57.263 (2)	91.14	0.161	16:09:58.999
3 -	<b>1:17.925</b>	39.177	<b>1:57.102 (1)</b>	<b>91.27</b>		<b>16:11:56.101</b>
4 -	1:18.348	<b>38.961</b>	1:57.309 (3)	91.11	0.207	16:13:53.410
5 -	1:18.585	39.179	1:57.764	90.75	0.662	16:15:51.174

P4 26		Adam HARTGROVE		Yamaha R6 -		
IDEAL LAP TIME : 1:56.825		BEST LAP TIME : 1:56.999		DIFFERENCE : 0.174		
LAP	SECTOR 1	SECTOR 2	LAP TIME	MPH	DIFF	TIME OF DAY
1 -		39.417	2:03.265	86.70	6.266	16:08:01.771
2 -	1:18.665	39.086	1:57.751	90.76	0.752	16:09:59.522
3 -	<b>1:17.999</b>	39.000	<b>1:56.999 (1)</b>	<b>91.35</b>		<b>16:11:56.521</b>
4 -	1:18.406	<b>38.826</b>	1:57.232 (2)	91.17	0.233	16:13:53.753
5 -	1:18.364	39.311	1:57.675 (3)	90.82	0.676	16:15:51.428

P5 154		Shane NORVAL		Yamaha R6 - European Shoe Machinery		
IDEAL LAP TIME : 1:57.665		BEST LAP TIME : 1:57.795		DIFFERENCE : 0.130		
LAP	SECTOR 1	SECTOR 2	LAP TIME	MPH	DIFF	TIME OF DAY
1 -		39.328	2:03.975	86.21	6.180	16:08:02.481
2 -	<b>1:18.468</b>	39.327	<b>1:57.795 (1)</b>	<b>90.73</b>		<b>16:10:00.276</b>
3 -	1:18.614	<b>39.197</b>	1:57.811 (2)	90.72	0.016	16:11:58.087
4 -	1:18.764	39.772	1:58.536 (3)	90.16	0.741	16:13:56.623
5 -	1:19.203	39.761	1:58.964	89.84	1.169	16:15:55.587

P6 188		Dawid KRAWIECKI		Yamaha R6 - Code Blue LTD & D A East Electrical		
IDEAL LAP TIME : 1:58.240		BEST LAP TIME : 1:58.240		DIFFERENCE : 0.000		
LAP	SECTOR 1	SECTOR 2	LAP TIME	MPH	DIFF	TIME OF DAY
1 -		39.753	2:04.394	85.92	6.154	16:08:02.900
2 -	1:19.052	39.861	1:58.913 (2)	89.88	0.673	16:10:01.813
3 -	1:19.418	40.026	1:59.444	89.48	1.204	16:12:01.257
4 -	1:19.128	40.161	1:59.289 (3)	89.59	1.049	16:14:00.546
5 -	<b>1:18.753</b>	<b>39.487</b>	<b>1:58.240 (1)</b>	<b>90.39</b>		<b>16:15:58.786</b>

Weather / Track : Cloudy / Dry

Snetterton 300  
Circuit Length = 2.9689 miles  
Start: 16:05 Flag 16:15 End: 16:17

# BMCRC - MRO Championships 2021 - Rnd 2 @ Snetterton 300

Team Respro MRO 600 & DART Motorsport Clubman 600

## RACE 11 - SECTOR ANALYSIS



SECTOR 1 = FL to I1, SECTOR 2 = I1 to FL, DIFF = Difference To Personal Best Lap, P = Crossed Finish Line in Pit Lane, D = Time Disallowed

P7 73		Harry ROWLINGS		Triumph GP2 - Steve Jordan/BER racing		
IDEAL LAP TIME : 1:58.323		BEST LAP TIME : 1:58.348		DIFFERENCE : 0.025		
LAP	SECTOR 1	SECTOR 2	LAP TIME	MPH	DIFF	TIME OF DAY
1 -		40.023	2:05.103	85.43	6.755	16:08:03.609
2 -	<b>1:18.861</b>	39.487	<b>1:58.348 (1)</b>	<b>90.31</b>		<b>16:10:01.957</b>
3 -	1:19.179	<b>39.462</b>	1:58.641 (2)	90.08	0.293	16:12:00.598
4 -	1:19.553	40.005	1:59.558 (3)	89.39	1.210	16:14:00.156
5 -	1:19.721	39.870	1:59.591	89.37	1.243	16:15:59.747

P8 9		Glenn WALSH		Yamaha R6 - Walters Medical		
IDEAL LAP TIME : 1:57.404		BEST LAP TIME : 1:57.404		DIFFERENCE : 0.000		
LAP	SECTOR 1	SECTOR 2	LAP TIME	MPH	DIFF	TIME OF DAY
1 -		39.612	2:06.543	84.46	9.139	16:08:05.049
2 -	<b>1:18.636</b>	<b>38.768</b>	<b>1:57.404 (1)</b>	<b>91.03</b>		<b>16:10:02.453</b>
3 -	1:18.964	39.778	1:58.742 (2)	90.01	1.338	16:12:01.195
4 -	1:19.197	40.545	1:59.742	89.25	2.338	16:14:00.937
5 -	1:19.140	40.028	1:59.168 (3)	89.68	1.764	16:16:00.105

P9 12		Cedric BLOCH		Kawasaki ZX6R - Brigit's Group & SDC Performance		
IDEAL LAP TIME : 1:59.018		BEST LAP TIME : 1:59.073		DIFFERENCE : 0.055		
LAP	SECTOR 1	SECTOR 2	LAP TIME	MPH	DIFF	TIME OF DAY
1 -		<b>39.530</b>	2:05.336	85.27	6.263	16:08:03.842
2 -	1:19.780	39.959	1:59.739	89.26	0.666	16:10:03.581
3 -	1:19.508	39.873	1:59.381 (2)	89.52	0.308	16:12:02.962
4 -	1:19.618	39.838	1:59.456 (3)	89.47	0.383	16:14:02.418
5 -	<b>1:19.488</b>	39.585	<b>1:59.073 (1)</b>	<b>89.76</b>		<b>16:16:01.491</b>

P10 36		Harry FOWLE		Triumph Daytona - HF Refinishing/ ELP Racing		
IDEAL LAP TIME : 1:59.727		BEST LAP TIME : 1:59.727		DIFFERENCE : 0.000		
LAP	SECTOR 1	SECTOR 2	LAP TIME	MPH	DIFF	TIME OF DAY
1 -		40.075	2:06.276	84.64	6.549	16:08:04.782
2 -	1:20.082	39.818	1:59.900 (2)	89.14	0.173	16:10:04.682
3 -	1:20.065	39.849	1:59.914 (3)	89.13	0.187	16:12:04.596
4 -	<b>1:19.912</b>	<b>39.815</b>	<b>1:59.727 (1)</b>	<b>89.27</b>		<b>16:14:04.323</b>
5 -	1:20.126	39.916	2:00.042	89.03	0.315	16:16:04.365

P11 3		Connor THOMSON		Yamaha R6 - Utilligence/AH Performance		
IDEAL LAP TIME : 1:59.258		BEST LAP TIME : 1:59.258		DIFFERENCE : 0.000		
LAP	SECTOR 1	SECTOR 2	LAP TIME	MPH	DIFF	TIME OF DAY
1 -		40.604	2:07.233	84.00	7.975	16:08:05.739
2 -	1:20.138	40.078	2:00.216 (2)	88.90	0.958	16:10:05.955
3 -	<b>1:19.379</b>	<b>39.879</b>	<b>1:59.258 (1)</b>	<b>89.62</b>		<b>16:12:05.213</b>
4 -	1:22.081	40.231	2:02.312	87.38	3.054	16:14:07.525
5 -	1:20.494	40.344	2:00.838 (3)	88.44	1.580	16:16:08.363

P12 2		Andrew GILL		Kawasaki ZX6R -		
IDEAL LAP TIME : 2:01.395		BEST LAP TIME : 2:01.646		DIFFERENCE : 0.251		
LAP	SECTOR 1	SECTOR 2	LAP TIME	MPH	DIFF	TIME OF DAY
1 -		41.204	2:09.984	82.22	8.338	16:08:08.490
2 -	1:21.069	<b>40.577</b>	<b>2:01.646 (1)</b>	<b>87.86</b>		<b>16:10:10.136</b>
3 -	1:20.877	40.826	2:01.703 (2)	87.82	0.057	16:12:11.839
4 -	1:21.198	40.703	2:01.901	87.67	0.255	16:14:13.740
5 -	<b>1:20.818</b>	40.959	2:01.777 (3)	87.76	0.131	16:16:15.517

Weather / Track : Cloudy / Dry

Snetterton 300  
Circuit Length = 2.9689 miles  
Start: 16:05 Flag 16:15 End: 16:17



# BMCRC - MRO Championships 2021 - Rnd 2 @ Snetterton 300

Team Respro MRO 600 & DART Motorsport Clubman 600

## RACE 11 - SECTOR ANALYSIS



SECTOR 1 = FL to I1, SECTOR 2 = I1 to FL, DIFF = Difference To Personal Best Lap, P = Crossed Finish Line in Pit Lane, D = Time Disallowed

P13 715		Kayla BARRINGTON		Yamaha R6 - Slipscreens TKB racing		
IDEAL LAP TIME : 2:01.111		BEST LAP TIME : 2:01.492		DIFFERENCE : 0.381		
LAP	SECTOR 1	SECTOR 2	LAP TIME	MPH	DIFF	TIME OF DAY
1 -		<b>40.173</b>	2:08.346	83.27	6.854	16:08:06.852
2 -	1:21.753	40.775	2:02.528 (3)	87.22	1.036	16:10:09.380
3 -	1:21.202	40.642	2:01.844 (2)	87.71	0.352	16:12:11.224
4 -	<b>1:20.938</b>	40.554	<b>2:01.492 (1)</b>	<b>87.97</b>		<b>16:14:12.716</b>
5 -	1:21.368	41.461	2:02.829	87.01	1.337	16:16:15.545

P14 13		Doug EDMONDSON		Triumph Daytona - Stan Stephens Tuning		
IDEAL LAP TIME : 2:01.467		BEST LAP TIME : 2:01.900		DIFFERENCE : 0.433		
LAP	SECTOR 1	SECTOR 2	LAP TIME	MPH	DIFF	TIME OF DAY
1 -		<b>40.398</b>	2:07.626	83.74	5.726	16:08:06.132
2 -	1:22.240	40.719	2:02.959	86.92	1.059	16:10:09.091
3 -	1:21.223	41.098	2:02.321 (2)	87.37	0.421	16:12:11.412
4 -	<b>1:21.069</b>	40.831	<b>2:01.900 (1)</b>	<b>87.67</b>		<b>16:14:13.312</b>
5 -	1:21.681	40.865	2:02.546 (3)	87.21	0.646	16:16:15.858

P15 7 C		Tom BENSTED		Triumph 675 - Significant Debt Racing		
IDEAL LAP TIME : 2:01.972		BEST LAP TIME : 2:02.015		DIFFERENCE : 0.043		
LAP	SECTOR 1	SECTOR 2	LAP TIME	MPH	DIFF	TIME OF DAY
1 -		41.048	2:10.043	82.18	8.028	16:08:08.549
2 -	1:21.650	41.048	2:02.698 (2)	87.10	0.683	16:10:11.247
3 -	1:22.149	<b>40.616</b>	2:02.765	87.06	0.750	16:12:14.012
4 -	1:21.675	41.060	2:02.735 (3)	87.08	0.720	16:14:16.747
5 -	<b>1:21.356</b>	40.659	<b>2:02.015 (1)</b>	<b>87.59</b>		<b>16:16:18.762</b>

P16 95		Grant ROBERTSON		Kawasaki ZX6R -		
IDEAL LAP TIME : 2:01.665		BEST LAP TIME : 2:01.665		DIFFERENCE : 0.000		
LAP	SECTOR 1	SECTOR 2	LAP TIME	MPH	DIFF	TIME OF DAY
1 -		40.955	2:09.358	82.62	7.693	16:08:07.864
2 -	1:22.206	40.650	2:02.856 (2)	86.99	1.191	16:10:10.720
3 -	1:21.806	41.147	2:02.953 (3)	86.92	1.288	16:12:13.673
4 -	1:22.066	41.702	2:03.768	86.35	2.103	16:14:17.441
5 -	<b>1:21.428</b>	<b>40.237</b>	<b>2:01.665 (1)</b>	<b>87.84</b>		<b>16:16:19.106</b>

P17 111		Ryan FOLKES		Triumph Daytona - Carl Harrison Motorcycle Services		
IDEAL LAP TIME : 2:01.688		BEST LAP TIME : 2:01.898		DIFFERENCE : 0.210		
LAP	SECTOR 1	SECTOR 2	LAP TIME	MPH	DIFF	TIME OF DAY
1 -		41.155	2:11.232	81.44	9.334	16:08:09.738
2 -	1:21.562	41.185	2:02.747	87.07	0.849	16:10:12.485
3 -	1:21.598	40.792	2:02.390 (2)	87.32	0.492	16:12:14.875
4 -	<b>1:21.086</b>	41.630	2:02.716 (3)	87.09	0.818	16:14:17.591
5 -	1:21.296	<b>40.602</b>	<b>2:01.898 (1)</b>	<b>87.68</b>		<b>16:16:19.489</b>

P18 818 C		Alex BARKER		Yamaha R6 - Barker Woodrow LTD		
IDEAL LAP TIME : 2:02.193		BEST LAP TIME : 2:02.655		DIFFERENCE : 0.462		
LAP	SECTOR 1	SECTOR 2	LAP TIME	MPH	DIFF	TIME OF DAY
1 -		41.128	2:10.667	81.79	8.012	16:08:09.173
2 -	<b>1:21.721</b>	41.097	2:02.818 (2)	87.02	0.163	16:10:11.991
3 -	1:21.737	41.182	2:02.919	86.95	0.264	16:12:14.910
4 -	1:21.983	40.868	2:02.851 (3)	87.00	0.196	16:14:17.761
5 -	1:22.183	<b>40.472</b>	<b>2:02.655 (1)</b>	<b>87.13</b>		<b>16:16:20.416</b>

Weather / Track : Cloudy / Dry

Snetterton 300  
Circuit Length = 2.9689 miles  
Start: 16:05 Flag 16:15 End: 16:17

# BMCRC - MRO Championships 2021 - Rnd 2 @ Snetterton 300

Team Respro MRO 600 & DART Motorsport Clubman 600

## RACE 11 - SECTOR ANALYSIS



SECTOR 1 = FL to I1, SECTOR 2 = I1 to FL, DIFF = Difference To Personal Best Lap, P = Crossed Finish Line in Pit Lane, D = Time Disallowed

P19 100 C		Craig HOWTON		Kawasaki ZX6R - ME		
IDEAL LAP TIME : 2:03.297		BEST LAP TIME : 2:03.297		DIFFERENCE : 0.000		
LAP	SECTOR 1	SECTOR 2	LAP TIME	MPH	DIFF	TIME OF DAY
1 -		41.099	2:10.764	81.73	7.467	16:08:09.270
2 -	1:23.113	<b>40.839</b>	2:03.952 (3)	86.22	0.655	16:10:13.222
3 -	1:23.138	41.860	2:04.998	85.50	1.701	16:12:18.220
4 -	1:22.503	41.006	2:03.509 (2)	86.53	0.212	16:14:21.729
5 -	<b>1:22.458</b>	<b>40.839</b>	<b>2:03.297 (1)</b>	<b>86.68</b>		<b>16:16:25.026</b>

P20 321		Martin MORRIS		Kawasaki ZX6R - Morris Racing, Obsession Engineering		
IDEAL LAP TIME : 2:03.419		BEST LAP TIME : 2:03.419		DIFFERENCE : 0.000		
LAP	SECTOR 1	SECTOR 2	LAP TIME	MPH	DIFF	TIME OF DAY
1 -		41.373	2:11.894	81.03	8.475	16:08:10.400
2 -	1:22.292	41.479	2:03.771 (2)	86.35	0.352	16:10:14.171
3 -	1:22.533	41.434	2:03.967	86.21	0.548	16:12:18.138
4 -	1:22.535	41.409	2:03.944 (3)	86.23	0.525	16:14:22.082
5 -	<b>1:22.290</b>	<b>41.129</b>	<b>2:03.419 (1)</b>	<b>86.59</b>		<b>16:16:25.501</b>

P21 131		Jake CAMPBELL		Kawasaki ZX6R -		
IDEAL LAP TIME : 2:04.195		BEST LAP TIME : 2:04.437		DIFFERENCE : 0.242		
LAP	SECTOR 1	SECTOR 2	LAP TIME	MPH	DIFF	TIME OF DAY
1 -		<b>41.545</b>	2:12.740	80.51	8.303	16:08:11.246
2 -	<b>1:22.650</b>	41.787	<b>2:04.437 (1)</b>	<b>85.89</b>		<b>16:10:15.683</b>
3 -	1:22.991	41.738	2:04.729 (3)	85.69	0.292	16:12:20.412
4 -	1:22.787	41.895	2:04.682 (2)	85.72	0.245	16:14:25.094
5 -	1:22.937	41.873	2:04.810	85.63	0.373	16:16:29.904

P22 37 C		Alexander LATHAM		Triumph Daytona - BR-8 / McCrash Racing		
IDEAL LAP TIME : 2:04.201		BEST LAP TIME : 2:04.506		DIFFERENCE : 0.305		
LAP	SECTOR 1	SECTOR 2	LAP TIME	MPH	DIFF	TIME OF DAY
1 -		<b>41.606</b>	2:12.907	80.41	8.401	16:08:11.413
2 -	1:22.884	41.903	2:04.787 (2)	85.65	0.281	16:10:16.200
3 -	<b>1:22.595</b>	41.911	<b>2:04.506 (1)</b>	<b>85.84</b>		<b>16:12:20.706</b>
4 -	1:24.044	42.064	2:06.108 (3)	84.75	1.602	16:14:26.814
5 -	1:24.369	43.970	2:08.339	83.28	3.833	16:16:35.153

P23 99		Michael SIMMONS		Yamaha R6 - Westcountry Windings		
IDEAL LAP TIME : 2:04.773		BEST LAP TIME : 2:04.995		DIFFERENCE : 0.222		
LAP	SECTOR 1	SECTOR 2	LAP TIME	MPH	DIFF	TIME OF DAY
1 -		42.348	2:15.225	79.03	10.230	16:08:13.731
2 -	<b>1:23.038</b>	42.398	2:05.436 (3)	85.20	0.441	16:10:19.167
3 -	1:23.620	41.743	2:05.363 (2)	85.25	0.368	16:12:24.530
4 -	1:26.010	42.040	2:08.050	83.46	3.055	16:14:32.580
5 -	1:23.260	<b>41.735</b>	<b>2:04.995 (1)</b>	<b>85.50</b>		<b>16:16:37.575</b>

P24 192 C		Daniel MOFFA		Kawasaki ZX6R - DM Racing		
IDEAL LAP TIME : 2:06.005		BEST LAP TIME : 2:06.067		DIFFERENCE : 0.062		
LAP	SECTOR 1	SECTOR 2	LAP TIME	MPH	DIFF	TIME OF DAY
1 -		42.242	2:14.120	79.69	8.053	16:08:12.626
2 -	<b>1:23.918</b>	42.149	<b>2:06.067 (1)</b>	<b>84.78</b>		<b>16:10:18.693</b>
3 -	1:24.864	<b>42.087</b>	2:06.951 (3)	84.19	0.884	16:12:25.644
4 -	1:24.509	42.134	2:06.643 (2)	84.39	0.576	16:14:32.287
5 -	1:25.275	42.206	2:07.481	83.84	1.414	16:16:39.768

Weather / Track : Cloudy / Dry

Snetterton 300  
Circuit Length = 2.9689 miles  
Start: 16:05 Flag 16:15 End: 16:17

# BMCRC - MRO Championships 2021 - Rnd 2 @ Snetterton 300

## Team Respro MRO 600 & DART Motorsport Clubman 600

### RACE 11 - SECTOR ANALYSIS



SECTOR 1 = FL to I1, SECTOR 2 = I1 to FL, DIFF = Difference To Personal Best Lap, P = Crossed Finish Line in Pit Lane, D = Time Disallowed

P25 23		Austin WREN		Triumph Daytona - DWAI Racing		
IDEAL LAP TIME : 2:07.157		BEST LAP TIME : 2:07.161		DIFFERENCE : 0.004		
LAP	SECTOR 1	SECTOR 2	LAP TIME	MPH	DIFF	TIME OF DAY
1 -		42.767	2:14.138	79.67	6.977	16:08:12.644
2 -	1:26.404	42.356	2:08.760	83.00	1.599	16:10:21.404
3 -	1:25.020	<b>42.224</b>	2:07.244 (2)	83.99	0.083	16:12:28.648
4 -	<b>1:24.933</b>	42.228	<b>2:07.161 (1)</b>	<b>84.05</b>		<b>16:14:35.809</b>
5 -	1:26.357	42.398	2:08.755 (3)	83.01	1.594	16:16:44.564

P26 43 C		Daniel SALES		Yamaha R6 - Team Freddie, Ron & Frankie		
IDEAL LAP TIME : 2:06.308		BEST LAP TIME : 2:06.608		DIFFERENCE : 0.300		
LAP	SECTOR 1	SECTOR 2	LAP TIME	MPH	DIFF	TIME OF DAY
1 -		<b>42.619</b>	2:17.490	77.73	10.882	16:08:15.996
2 -	<b>1:23.689</b>	42.919	<b>2:06.608 (1)</b>	<b>84.41</b>		<b>16:10:22.604</b>
3 -	1:25.342	42.672	2:08.014	83.49	1.406	16:12:30.618
4 -	1:24.782	42.651	2:07.433 (3)	83.87	0.825	16:14:38.051
5 -	1:24.301	42.770	2:07.071 (2)	84.11	0.463	16:16:45.122

P27 624 C		Matthew FEDRICK		Yamaha R6 - M. Fedrick Farriers Ltd/ Palmer Race Skool		
IDEAL LAP TIME : 2:06.987		BEST LAP TIME : 2:07.429		DIFFERENCE : 0.442		
LAP	SECTOR 1	SECTOR 2	LAP TIME	MPH	DIFF	TIME OF DAY
1 -		<b>42.330</b>	2:16.546	78.27	9.117	16:08:15.052
2 -	<b>1:24.657</b>	43.065	2:07.722 (2)	83.68	0.293	16:10:22.774
3 -	1:25.688	42.379	2:08.067	83.45	0.638	16:12:30.841
4 -	1:25.352	42.454	2:07.806 (3)	83.62	0.377	16:14:38.647
5 -	1:24.986	42.443	<b>2:07.429 (1)</b>	<b>83.87</b>		<b>16:16:46.076</b>

P28 96 C		Ross BANHAM		Honda CBR600 - Hutfields of Botley		
IDEAL LAP TIME : 2:07.498		BEST LAP TIME : 2:07.498		DIFFERENCE : 0.000		
LAP	SECTOR 1	SECTOR 2	LAP TIME	MPH	DIFF	TIME OF DAY
1 -		42.744	2:15.432	78.91	7.934	16:08:13.938
2 -	1:25.156	43.166	2:08.322 (3)	83.29	0.824	16:10:22.260
3 -	<b>1:24.915</b>	<b>42.583</b>	<b>2:07.498 (1)</b>	<b>83.82</b>		<b>16:12:29.758</b>
4 -	1:25.274	42.709	2:07.983 (2)	83.51	0.485	16:14:37.741
5 -	1:25.061	43.390	2:08.451	83.20	0.953	16:16:46.192

P29 373		Robert PRICE		Suzuki GSXR -		
IDEAL LAP TIME : 2:09.129		BEST LAP TIME : 2:09.129		DIFFERENCE : 0.000		
LAP	SECTOR 1	SECTOR 2	LAP TIME	MPH	DIFF	TIME OF DAY
1 -		43.610	2:20.704	75.96	11.575	16:08:19.210
2 -	1:26.697	45.158	2:11.855	81.05	2.726	16:10:31.065
3 -	1:26.415	43.793	2:10.208 (2)	82.08	1.079	16:12:41.273
4 -	1:26.591	44.379	2:10.970 (3)	81.60	1.841	16:14:52.243
5 -	<b>1:25.853</b>	<b>43.276</b>	<b>2:09.129 (1)</b>	<b>82.77</b>		<b>16:17:01.372</b>

P30 991 C		Marc CUNNINGHAM		Yamaha R6 -		
IDEAL LAP TIME : 2:09.468		BEST LAP TIME : 2:10.083		DIFFERENCE : 0.615		
LAP	SECTOR 1	SECTOR 2	LAP TIME	MPH	DIFF	TIME OF DAY
1 -		44.402	2:19.097	76.83	9.014	16:08:17.603
2 -	<b>1:26.078</b>	44.005	<b>2:10.083 (1)</b>	<b>82.16</b>		<b>16:10:27.686</b>
3 -	1:27.008	44.117	2:11.125 (3)	81.51	1.042	16:12:38.811
4 -	1:28.508	44.819	2:13.327	80.16	3.244	16:14:52.138
5 -	1:26.778	<b>43.390</b>	2:10.168 (2)	82.10	0.085	16:17:02.306

Weather / Track : Cloudy / Dry

Snetterton 300  
Circuit Length = 2.9689 miles  
Start: 16:05 Flag 16:15 End: 16:17

# BMCRC - MRO Championships 2021 - Rnd 2 @ Snetterton 300

Team Respro MRO 600 & DART Motorsport Clubman 600

## RACE 11 - SECTOR ANALYSIS



SECTOR 1 = FL to I1, SECTOR 2 = I1 to FL, DIFF = Difference To Personal Best Lap, P = Crossed Finish Line in Pit Lane, D = Time Disallowed

P31 8 C		Dave SAUNDERS		Honda CBR600 - ETR Building & Civil Engineering Ltd		
IDEAL LAP TIME : 2:10.491		BEST LAP TIME : 2:10.491		DIFFERENCE : 0.000		
LAP	SECTOR 1	SECTOR 2	LAP TIME	MPH	DIFF	TIME OF DAY
1 -		44.514	2:20.570	76.03	10.079	16:08:19.076
2 -	1:26.783	45.227	2:12.010	80.96	1.519	16:10:31.086
3 -	1:26.688	44.385	2:11.073 (2)	81.54	0.582	16:12:42.159
4 -	1:26.491	44.633	2:11.124 (3)	81.51	0.633	16:14:53.283
5 -	<b>1:26.488</b>	<b>44.003</b>	<b>2:10.491 (1)</b>	<b>81.90</b>		<b>16:17:03.774</b>

P32 144 C		Nick CRONIN		Yamaha R6 -		
IDEAL LAP TIME : 2:13.693		BEST LAP TIME : 2:13.693		DIFFERENCE : 0.000		
LAP	SECTOR 1	SECTOR 2	LAP TIME	MPH	DIFF	TIME OF DAY
1 -		45.715	2:25.449	73.48	11.756	16:08:23.955
2 -	1:31.848	46.683	2:18.531	77.15	4.838	16:10:42.486
3 -	1:31.169	47.294	2:18.463 (3)	77.19	4.770	16:13:00.949
4 -	1:30.964	46.244	2:17.208 (2)	77.89	3.515	16:15:18.157
5 -	<b>1:28.823</b>	<b>44.870</b>	<b>2:13.693 (1)</b>	<b>79.94</b>		<b>16:17:31.850</b>

P33 117 C		Benjamin STONARD		Yamaha R6 -		
IDEAL LAP TIME : 2:16.747		BEST LAP TIME : 2:17.959		DIFFERENCE : 1.212		
LAP	SECTOR 1	SECTOR 2	LAP TIME	MPH	DIFF	TIME OF DAY
1 -		<b>45.438</b>	2:24.558	73.93	6.599	16:08:23.064
2 -	1:32.145	46.645	2:18.790	77.00	0.831	16:10:41.854
3 -	<b>1:31.309</b>	46.650	<b>2:17.959 (1)</b>	<b>77.47</b>		<b>16:12:59.813</b>
4 -	1:31.618	46.969	2:18.587 (2)	77.12	0.628	16:15:18.400
5 -	1:31.782	46.810	2:18.592 (3)	77.11	0.633	16:17:36.992

P34 70 C		Sean HALL		Yamaha R6 - S and Y Ceramics		
IDEAL LAP TIME : 2:18.296		BEST LAP TIME : 2:18.848		DIFFERENCE : 0.552		
LAP	SECTOR 1	SECTOR 2	LAP TIME	MPH	DIFF	TIME OF DAY
1 -		<b>46.945</b>	2:27.966	72.23	9.118	16:08:26.472
2 -	1:32.298	47.109	2:19.407 (3)	76.66	0.559	16:10:45.879
3 -	<b>1:31.351</b>	47.497	<b>2:18.848 (1)</b>	<b>76.97</b>		<b>16:13:04.727</b>
4 -	1:31.942	47.054	2:18.996 (2)	76.89	0.148	16:15:23.723
5 -	1:33.573	47.613	2:21.186	75.70	2.338	16:17:44.909

P35 155		Eliot SMITH		Honda CBR600RR - Pro-Moto Europe Ltd		
IDEAL LAP TIME : 2:25.585		BEST LAP TIME : 2:25.818		DIFFERENCE : 0.233		
LAP	SECTOR 1	SECTOR 2	LAP TIME	MPH	DIFF	TIME OF DAY
1 -		49.011	2:34.219	69.30	8.401	16:08:32.725
2 -	<b>1:36.623</b>	49.195	<b>2:25.818 (1)</b>	<b>73.29</b>		<b>16:10:58.543</b>
3 -	1:37.239	<b>48.962</b>	2:26.201 (3)	73.10	0.383	16:13:24.744
4 -	1:37.136	49.048	2:26.184 (2)	73.11	0.366	16:15:50.928

P36 132 C		Mitchell GILBERT		Suzuki GSXR 600 - The Asap Group		
IDEAL LAP TIME : 2:06.087		BEST LAP TIME : 2:06.095		DIFFERENCE : 0.008		
LAP	SECTOR 1	SECTOR 2	LAP TIME	MPH	DIFF	TIME OF DAY
1 -		42.406	2:15.253 (3)	79.02	9.158	16:08:13.759
2 -	<b>1:23.694</b>	42.401	<b>2:06.095 (1)</b>	<b>84.76</b>		<b>16:10:19.854</b>
3 -	1:23.850	<b>42.393</b>	2:06.243 (2)	84.66	0.148	16:12:26.097

Weather / Track : Cloudy / Dry

Snetterton 300  
Circuit Length = 2.9689 miles  
Start: 16:05 Flag 16:15 End: 16:17

# BMCRC - MRO Championships 2021 - Rnd 2 @ Snetterton 300

## Team Respro MRO 600 & DART Motorsport Clubman 600

### RACE 11 - BEST SECTORS

SECTOR 1			SECTOR 2			IDEAL / BEST COMPARISON						
POS	NO	NAME	TIME	NO	NAME	TIME	POS	NO	NAME	IDEAL	BEST	DIFF
									<b>PERFECT LAP</b>	<b>1:55.710</b>		
1	6	WHEELER	1:17.134	6	WHEELER	38.576	1	6	WHEELER	1:55.710	1:55.769	0.059
2	55	VALLELEY	1:17.665	55	VALLELEY	38.619	2	55	VALLELEY	1:56.284	1:56.284	0.000
3	86	JENNER	1:17.925	9	WALSH	38.768	3	26	HARTGROVE	1:56.825	1:56.999	0.174
4	26	HARTGROVE	1:17.999	26	HARTGROVE	38.826	4	86	JENNER	1:56.886	1:57.102	0.216
5	154	NORVAL	1:18.468	86	JENNER	38.961	5	9	WALSH	1:57.404	1:57.404	0.000
6	9	WALSH	1:18.636	154	NORVAL	39.197	6	154	NORVAL	1:57.665	1:57.795	0.130
7	188	KRAWIECKI	1:18.753	73	ROWLINGS	39.462	7	188	KRAWIECKI	1:58.240	1:58.240	0.000
8	73	ROWLINGS	1:18.861	188	KRAWIECKI	39.487	8	73	ROWLINGS	1:58.323	1:58.348	0.025
9	3	THOMSON	1:19.379	12	BLOCH	39.530	9	12	BLOCH	1:59.018	1:59.073	0.055
10	12	BLOCH	1:19.488	36	FOWLE	39.815	10	3	THOMSON	1:59.258	1:59.258	0.000
11	36	FOWLE	1:19.912	3	THOMSON	39.879	11	36	FOWLE	1:59.727	1:59.727	0.000
12	2	GILL	1:20.818	715	BARRINGTON	40.173	12	715	BARRINGTON	2:01.111	2:01.492	0.381
13	715	BARRINGTON	1:20.938	95	ROBERTSON	40.237	13	2	GILL	2:01.395	2:01.646	0.251
14	13	EDMONDSON	1:21.069	13	EDMONDSON	40.398	14	13	EDMONDSON	2:01.467	2:01.900	0.433
15	111	FOLKES	1:21.086	818	BARKER	40.472	15	95	ROBERTSON	2:01.665	2:01.665	0.000
16	7	BENSTED	1:21.356	2	GILL	40.577	16	111	FOLKES	2:01.688	2:01.898	0.210
17	95	ROBERTSON	1:21.428	111	FOLKES	40.602	17	7	BENSTED	2:01.972	2:02.015	0.043
18	818	BARKER	1:21.721	7	BENSTED	40.616	18	818	BARKER	2:02.193	2:02.655	0.462
19	321	MORRIS	1:22.290	100	HOWTON	40.839	19	100	HOWTON	2:03.297	2:03.297	0.000
20	100	HOWTON	1:22.458	321	MORRIS	41.129	20	321	MORRIS	2:03.419	2:03.419	0.000
21	37	LATHAM	1:22.595	131	CAMPBELL	41.545	21	131	CAMPBELL	2:04.195	2:04.437	0.242
22	131	CAMPBELL	1:22.650	37	LATHAM	41.606	22	37	LATHAM	2:04.201	2:04.506	0.305
23	99	SIMMONS	1:23.038	99	SIMMONS	41.735	23	99	SIMMONS	2:04.773	2:04.995	0.222
24	43	SALES	1:23.689	192	MOFFA	42.087	24	192	MOFFA	2:06.005	2:06.067	0.062
25	132	GILBERT	1:23.694	23	WREN	42.224	25	132	GILBERT	2:06.087	2:06.095	0.008
26	192	MOFFA	1:23.918	624	FEDRICK	42.330	26	43	SALES	2:06.308	2:06.608	0.300
27	624	FEDRICK	1:24.657	132	GILBERT	42.393	27	624	FEDRICK	2:06.987	2:07.429	0.442
28	96	BANHAM	1:24.915	96	BANHAM	42.583	28	23	WREN	2:07.157	2:07.161	0.004
29	23	WREN	1:24.933	43	SALES	42.619	29	96	BANHAM	2:07.498	2:07.498	0.000
30	373	PRICE	1:25.853	373	PRICE	43.276	30	373	PRICE	2:09.129	2:09.129	0.000
31	991	CUNNINGHAM	1:26.078	991	CUNNINGHAM	43.390	31	991	CUNNINGHAM	2:09.468	2:10.083	0.615
32	8	SAUNDERS	1:26.488	8	SAUNDERS	44.003	32	8	SAUNDERS	2:10.491	2:10.491	0.000
33	144	CRONIN	1:28.823	144	CRONIN	44.870	33	144	CRONIN	2:13.693	2:13.693	0.000
34	117	STONARD	1:31.309	117	STONARD	45.438	34	117	STONARD	2:16.747	2:17.959	1.212
35	70	HALL	1:31.351	70	HALL	46.945	35	70	HALL	2:18.296	2:18.848	0.552
36	155	SMITH	1:36.623	155	SMITH	48.962	36	155	SMITH	2:25.585	2:25.818	0.233

Weather / Track : Cloudy / Dry

Results can be found at [www.tsl-timing.com](http://www.tsl-timing.com)

Snetterton 300

Circuit Length = 2.9689 miles

Start: 16:05 Flag 16:15 End: 16:17

Printed - 16:18 Saturday, 29 May 2021

# BMCRC - MRO Championships 2021 - Rnd 2 @ Snetterton 300

## Team Respro MRO 600 & DART Motorsport Clubman 600

### RACE 11 - STATISTICS

<b>Competitors Started</b>	36
<b>Planned Start</b>	2021-05-29 @ 15:20:00.000
<b>Actual Start</b>	2021-05-29 @ 16:05:58.505
<b>Finish Time</b>	2021-05-29 @ 16:15:47.984
<b>Track Length</b>	2.9689mi.
<b>Total Laps</b>	177
<b>Total Distance Covered</b>	525.4973mi.

#### Session Fastest Lap History

NO	CL	NAME	LAP TIME	TIME OF DAY	LAP	VEHICLE
55		Louis VALLELEY	<b>2:02.874</b>	16:08:01.396	1	Yamaha R6
55		Louis VALLELEY	<b>1:57.032</b>	16:09:58.429	2	Yamaha R6
55		Louis VALLELEY	<b>1:56.391</b>	16:11:54.820	3	Yamaha R6
55		Louis VALLELEY	<b>1:56.284</b>	16:13:51.104	4	Yamaha R6
6		Conor WHEELER	<b>1:55.769</b>	16:15:48.523	5	Harris Yamaha

#### Session Leader History

NO	CL	NAME	FROM LAP	LAPS LED	DISTANCE	VEHICLE
55		Louis VALLELEY	1	5	14.84 miles	Yamaha R6

#### Flag History

TYPE	TIME OF DAY
GREEN	16:05:58.505
FINISH	16:15:47.984

#### Flag Statistics

TYPE	COUNT	TOTAL LAPS	TOTAL TIME
Green	1	5	11:51.013
Red	0	0	0.000
Safety Car	0	0	0.000
FCY	0	0	0.000

# BMCRC - MRO Championships 2021 - Rnd 2 @ Snetterton 300

Team Respro MRO 600 & DART Motorsport Clubman 600

## RACE 11 - STATISTICS

CLASS :

22 Starters

### Fastest Lap History

NO	NAME	LAP TIME	TIME OF DAY	LAP	VEHICLE
55	Louis VALLELEY	<b>2:02.874</b>	16:08:01.396	1	Yamaha R6
55	Louis VALLELEY	<b>1:57.032</b>	16:09:58.429	2	Yamaha R6
55	Louis VALLELEY	<b>1:56.391</b>	16:11:54.820	3	Yamaha R6
55	Louis VALLELEY	<b>1:56.284</b>	16:13:51.104	4	Yamaha R6
6	Conor WHEELER	<b>1:55.769</b>	16:15:48.523	5	Harris Yamaha

### Leader History

NO	NAME	FROM LAP	LAPS LED	DISTANCE	VEHICLE
55	Louis VALLELEY	1	5	14.84 miles	Yamaha R6

# BMCRC - MRO Championships 2021 - Rnd 2 @ Snetterton 300

Team Respro MRO 600 & DART Motorsport Clubman 600

## RACE 11 - STATISTICS

CLASS : C

14 Starters

### Fastest Lap History

NO	NAME	LAP TIME	TIME OF DAY	LAP	VEHICLE
7	Tom BENSTED	<b>2:10.043</b>	16:08:08.549	1	Triumph 675
7	Tom BENSTED	<b>2:02.698</b>	16:10:11.249	2	Triumph 675
7	Tom BENSTED	<b>2:02.015</b>	16:16:18.763	5	Triumph 675

### Leader History

NO	NAME	FROM LAP	LAPS LED	DISTANCE	VEHICLE
7	Tom BENSTED	1	5	14.84 miles	Triumph 675



# BMCRC - MRO Championships 2021 - Rnd 2 @ Snetterton 300

## Team Respro MRO 600 & DART Motorsport Clubman 600

### RACE 1 - GRID (7 Laps)

ROW 13	39	50	Paul ROBSON	38	60	Jack YOUNGE	37	33	Phil ATKINSON
ROW 12	36	155	Eliot SMITH	35	70	Sean HALL	34	117	Benjamin STONARD
ROW 11	33	144	Nick CRONIN	32	8	Dave SAUNDERS	31	991	Marc CUNNINGHAM
ROW 10	30	373	Robert PRICE	29	96	Ross BANHAM	28	624	Matthew FEDRICK
ROW 9	27	23	Austin WREN	26	43	Daniel SALES	25	132	Mitchell GILBERT
ROW 8	24	192	Daniel MOFFA	23	99	Michael SIMMONS	22	37	Alexander LATHAM
ROW 7	21	131	Jake CAMPBELL	20	321	Martin MORRIS	19	100	Craig HOWTON
ROW 6	18	818	Alex BARKER	17	7	Tom BENSTED	16	13	Doug EDMONDSON
ROW 5	15	111	Ryan FOLKES	14	95	Grant ROBERTSON	13	2	Andrew GILL
ROW 4	12	715	Kayla BARRINGTON	11	36	Harry FOWLE	10	3	Connor THOMSON
ROW 3	9	12	Cedric BLOCH	8	73	Harry ROWLINGS	7	188	Dawid KRAWIECKI
ROW 2	6	154	Shane NORVAL	5	9	Glenn WALSH	4	86	Owen JENNER
ROW 1	3	26	Adam HARTGROVE	2	55	Louis VALLELEY	1	6	Conor WHEELER

**Pole**

Snetterton 300

Circuit Length = 2.9689 miles

These results are provisional until the conclusion of any judicial and technical matters.

Clerk Of Course :	Stewards :	Timekeeper : Craig Smith
-------------------	------------	--------------------------

Results can be found at [www.tsl-timing.com](http://www.tsl-timing.com)

Printed - 16:20 Saturday, 29 May 2021



# BMCRC - MRO Championships 2021 - Rnd 2 @ Snetterton 300

## Team Respro MRO 600 & DART Motorsport Clubman 600

### RACE 1 - CLASSIFICATION

POS	NO	CL	PIC NAME	ENTRY	LAPS	TIME	GAP	DIFF	MPH	BEST	ON
1	6		1 Conor WHEELER	Harris Yamaha - P W Gates	7	13:38.423			91.41	1:55.530	6
2	55		2 Louis VALLELEY	Yamaha R6 - Team V	7	13:41.006	2.583	2.583	91.12	1:56.022	5
3	86		3 Owen JENNER	Yamaha 636 - J B Motorcycles	7	13:41.584	3.161	0.578	91.06	1:56.045	4
4	26		4 Adam HARTGROVE	Yamaha R6 -	7	13:42.344	3.921	0.760	90.97	1:55.926	4
5	188		5 Dawid KRAWIECKI	Yamaha R6 - Code Blue LTD & D A East Electrical	7	13:53.915	15.492	11.571	89.71	1:57.375	2
6	9		6 Glenn WALSH	Yamaha R6 - Walters Medical	7	13:55.299	16.876	1.384	89.56	1:57.567	2
7	73		7 Harry ROWLINGS	Triumph GP2 - Steve Jordan/BER racing	7	14:01.696	23.273	6.397	88.88	1:58.106	2
8	36		8 Harry FOWLE	Triumph Daytona - HF Refinishing/ ELP Racing	7	14:02.446	24.023	0.750	88.80	1:58.543	5
9	3		9 Connor THOMSON	Yamaha R6 - Utilligence/AH Performance	7	14:07.628	29.205	5.182	88.26	1:59.521	7
10	13		10 Doug EDMONDSON	Triumph Daytona - Stan Stephens Tuning	7	14:13.580	35.157	5.952	87.65	2:00.349	5
11	111		11 Ryan FOLKES	Triumph Daytona - Carl Harrison Motorcyle Services	7	14:21.142	42.719	7.562	86.88	2:00.789	5
12	95		12 Grant ROBERTSON	Kawasaki ZX6R -	7	14:22.082	43.659	0.940	86.78	2:01.809	6
13	715		13 Kayla BARRINGTON	Yamaha R6 - Slipscreens TKB racing	7	14:22.509	44.086	0.427	86.74	2:01.455	5
14	7	C	1 Tom BENSTED	Triumph 675 - Significant Debt Racing	7	14:25.298	46.875	2.789	86.46	2:01.635	5
15	321		14 Martin MORRIS	Kawasaki ZX6R - Morris Racing, Obsession Enginee	7	14:29.229	50.806	3.931	86.07	2:02.100	3
16	37	C	2 Alexander LATHAM	Triumph Daytona - BR-8 / McCrash Racing	7	14:29.516	51.093	0.287	86.04	2:02.287	4
17	100	C	3 Craig HOWTON	Kawasaki ZX6R - ME	7	14:29.768	51.345	0.252	86.01	2:03.009	4
18	818	C	4 Alex BARKER	Yamaha R6 - Barker Woodrow LTD	7	14:37.787	59.364	8.019	85.23	2:03.081	7
19	99		15 Michael SIMMONS	Yamaha R6 - Westcountry Windings	7	14:42.123	1:03.700	4.336	84.81	2:04.397	6
20	132	C	5 Mitchell GILBERT	Suzuki GSXR 600 - The Asap Group	7	14:47.729	1:09.306	5.606	84.27	2:04.475	5
21	131		16 Jake CAMPBELL	Kawasaki ZX6R -	7	14:47.985	1:09.562	0.256	84.25	2:04.702	7
22	33		17 Phil ATKINSON	Yamaha R6 -	7	14:49.089	1:10.666	1.104	84.14	1:59.278	4
23	192	C	6 Daniel MOFFA	Kawasaki ZX6R - DM Racing	7	14:52.430	1:14.007	3.341	83.83	2:05.182	3
24	43	C	7 Daniel SALES	Yamaha R6 - Team Freddie, Ron & Frankie	7	14:53.716	1:15.293	1.286	83.71	2:04.817	7
25	23		18 Austin WREN	Triumph Daytona - DWAI Racing	7	14:59.471	1:21.048	5.755	83.17	2:06.209	7
26	624	C	8 Matthew FEDRICK	Yamaha R6 - M. Fedrick Farriers ltd/ Palmer Race Sl	7	15:03.888	1:25.465	4.417	82.77	2:06.310	7
27	8	C	9 Dave SAUNDERS	Honda CBR600 - ETR Building & Civil Engineering L	7	15:04.170	1:25.747	0.282	82.74	2:05.968	7
28	991	C	10 Marc CUNNINGHAM	Yamaha R6 -	7	15:26.872	1:48.449	22.702	80.71	2:08.651	7
29	373		19 Robert PRICE	Suzuki GSXR -	7	15:27.385	1:48.962	0.513	80.67	2:08.688	7
30	117	C	11 Benjamin STONARD	Yamaha R6 -	7	15:46.007	2:07.584	18.622	79.08	2:11.980	4
31	144	C	12 Nick CRONIN	Yamaha R6 -	6	13:43.330	1 Lap	1 Lap	77.88	2:14.388	2
32	155		20 Eliot SMITH	Honda CBR600RR - Pro-Moto Europe Ltd	6	14:29.449	1 Lap	46.119	73.75	2:20.750	6

#### NOT CLASSIFIED

DNF	96	C	Ross BANHAM	Honda CBR600 - Hutfields of Botley	4	8:55.490	3 Laps	2 Laps	79.83	2:06.515	4
DNF	70	C	Sean HALL	Yamaha R6 - S and Y Ceramics	4	9:20.349	3 Laps	24.859	76.29	2:17.288	3
DNF	2		Andrew GILL	Kawasaki ZX6R -	0						

#### FASTEST LAP

6			Conor WHEELER	Harris Yamaha - P W Gates	6	1:55.530		92.51 mph	148.88 kph		
7	C		Tom BENSTED	Triumph 675 - Significant Debt Racing	5	2:01.635		87.87 mph	141.41 kph		

Class - 92.5% of Race Speed = 84.55 mph  
 Class C - 92.5% of Race Speed = 79.97 mph

Snetterton 300: 2.9689 miles  
 Race Distance: 7 Laps / 20.78 miles  
 Start: 09:39 Flag 09:52 End: 09:54

Weather / Track : Sunny / Dry

These results are provisional until the conclusion of any judicial and technical matters.

Clerk Of Course :	Stewards :	Timekeeper : Craig Smith
-------------------	------------	--------------------------

Results can be found at [www.tsl-timing.com](http://www.tsl-timing.com)

Printed - 09:55 Sunday, 30 May 2021



# BMCRC - MRO Championships 2021 - Rnd 2 @ Snetterton 300

## Team Respro MRO 600 & DART Motorsport Clubman 600

### RACE 1 - LAP CHART

#### LAP 1 @ 09:41:03.581

NO	BEHIND	LAP TIME
6		2:02.643
55	0.693	2:03.336
86	0.881	2:03.524
26	1.451	2:04.094
188	1.618	2:04.261
9	2.164	2:04.807
73	2.959	2:05.602
3	3.807	2:06.450
36	4.039	2:06.682
13	5.376	2:08.019
715	5.688	2:08.331
95	6.291	2:08.934
100	7.142	2:09.785
7	7.635	2:10.278
111	7.974	2:10.617
37	8.279	2:10.922
321	10.611	2:13.254
131	10.629	2:13.272
818	11.149	2:13.792
99	11.484	2:14.127
132	12.611	2:15.254
192	12.882	2:15.525
23	13.854	2:16.497
43	15.284	2:17.927
8	15.437	2:18.080
624	15.881	2:18.524
117	19.070	2:21.713
373	20.194	2:22.837
144	20.984	2:23.627
991	22.976	2:25.619
70	25.467	2:28.110
96	31.638	2:34.281
155	32.881	2:35.524
33	41.686	2:44.329

#### LAP 2 @ 09:42:59.552

NO	BEHIND	LAP TIME
6		1:55.971
55	1.337	1:56.615
86	1.744	1:56.834
26	2.257	1:56.777
188	3.022	1:57.375
9	3.760	1:57.567
73	5.094	1:58.106
36	7.964	1:59.896
3	8.061	2:00.225
13	11.192	2:01.787
715	11.888	2:02.171
95	12.800	2:02.480
7	15.182	2:03.518
100	15.263	2:04.092
111	15.414	2:03.411
37	16.181	2:03.873
321	17.266	2:02.626
818	20.033	2:04.855
99	20.700	2:05.187
131	22.618	2:07.960
132	22.764	2:06.124
192	23.388	2:06.477
23	24.729	2:06.846
43	25.213	2:05.900
8	29.377	2:09.911

#### LAP 3 @ 09:44:55.494

NO	BEHIND	LAP TIME
6		1:55.942
55	1.492	1:56.097
86	2.104	1:56.302
26	2.638	1:56.323
188	4.911	1:57.831
9	5.759	1:57.941
73	7.453	1:58.301
36	11.483	1:59.461
3	12.039	1:59.920
13	16.607	2:01.357
715	18.585	2:02.639
95	19.215	2:02.357
7	21.557	2:02.317
111	22.294	2:02.822
100	22.436	2:03.115
37	22.660	2:02.421
321	23.424	2:02.100
818	28.096	2:04.005
99	29.234	2:04.476
131	32.295	2:05.619
192	32.628	2:05.182
132	33.736	2:06.914
23	35.644	2:06.857
43	36.032	2:06.761
624	41.416	2:07.943
8	41.989	2:08.554
991	52.639	2:10.419
33	52.700	2:01.362
117	53.826	2:12.294
373	54.307	2:12.199
96	54.419	2:06.786
144	59.122	2:15.663
70	1:08.464	2:17.288
155	1:27.141	2:23.192

#### LAP 4 @ 09:46:52.057

NO	BEHIND	LAP TIME
6		1:56.563
55	1.129	1:56.200
86	1.586	1:56.045
26	2.001	1:55.926
188	7.150	1:58.802
9	7.608	1:58.412
73	9.902	1:59.012
36	13.471	1:58.551
3	15.948	2:00.472
13	20.661	2:00.617
715	24.875	2:02.853
95	25.357	2:02.705
111	26.815	2:01.084
7	27.613	2:02.619
37	28.384	2:02.287

100	28.882	2:03.009
321	29.325	2:02.464
818	35.999	2:04.466
99	37.276	2:04.605
131	40.678	2:04.946
192	41.863	2:05.798
132	42.003	2:04.830
43	46.433	2:06.964
23	47.327	2:08.246
624	52.399	2:07.546
8	53.413	2:07.987
33	55.415	1:59.278
96	1:04.371	2:06.515
991	1:06.646	2:10.570
117	1:09.243	2:11.980
373	1:10.052	2:12.308
144	1:17.558	2:14.999
70	1:29.230	2:17.329
155	1:54.618	2:24.040

#### LAP 5 @ 09:48:47.933

NO	BEHIND	LAP TIME
6		1:55.876
55	1.275	1:56.022
86	2.124	1:56.414
26	2.499	1:56.374
188	10.342	1:59.068
9	10.721	1:58.989
73	14.184	2:00.158
36	16.138	1:58.543
3	20.561	2:00.489
13	25.134	2:00.349
715	30.454	2:01.455
95	31.417	2:01.936
111	31.728	2:00.789
7	33.372	2:01.635
100	36.120	2:03.114
321	36.469	2:03.020
37	36.478	2:03.970
818	44.003	2:03.880
99	46.074	2:04.674
131	50.172	2:05.370
132	50.602	2:04.475
192	51.602	2:05.615
43	56.563	2:06.006
23	59.228	2:07.777
33	1:00.397	2:00.858
624	1:03.844	2:07.321
8	1:04.391	2:06.854
991	1:20.552	2:09.782
373	1:22.877	2:08.701
117	1:28.758	2:15.391
144	1:38.014	2:16.332

#### LAP 6 @ 09:50:43.463

NO	BEHIND	LAP TIME
6		1:55.530
55	2.233	1:56.488
86	2.702	1:56.108
26	3.328	1:56.359
188	13.724	1:58.912
9	14.411	1:59.220
73	18.595	1:59.941
36	20.837	2:00.229

3	25.582	2:00.551
155	1 Lap	2:22.962
13	30.129	2:00.525
95	37.696	2:01.809
111	37.803	2:01.605
715	38.400	2:03.476
7	40.206	2:02.364
100	43.911	2:03.321
321	44.394	2:03.455
37	44.531	2:03.583
818	52.181	2:03.708
99	54.941	2:04.397
132	59.961	2:04.889
131	1:00.758	2:06.116
192	1:02.373	2:06.301
33	1:06.280	2:01.413
43	1:06.374	2:05.341
23	1:10.737	2:07.039
624	1:15.053	2:06.739
8	1:15.677	2:06.816
991	1:35.696	2:10.674
373	1:36.172	2:08.825
117	1:47.574	2:14.346

#### LAP 7 @ 09:52:39.361

NO	BEHIND	LAP TIME
6		1:55.898
55	2.583	1:56.248
86	3.161	1:56.357
26	3.921	1:56.491
144	1 Lap	2:18.321
188	15.492	1:57.666
9	16.876	1:58.363
73	23.273	2:00.576
36	24.023	1:59.084
3	29.205	1:59.521
13	35.157	2:00.926
111	42.719	2:00.814
95	43.659	2:01.861
715	44.086	2:01.584
7	46.875	2:02.567
321	50.806	2:02.310
155	1 Lap	2:20.750
37	51.093	2:02.460
100	51.345	2:03.332
818	59.364	2:03.081
99	1:03.700	2:04.657
132	1:09.306	2:05.243
131	1:09.562	2:04.702
33	1:10.666	2:00.284
192	1:14.007	2:07.532
43	1:15.293	2:04.817
23	1:21.048	2:06.209
624	1:25.465	2:06.310
8	1:25.747	2:05.968
991	1:48.449	2:08.651
373	1:48.962	2:08.688
117	2:07.584	2:15.908

Weather / Track : Sunny / Dry

Snetterton 300

Circuit Length = 2.9689 miles

Start: 09:39 Flag 09:52 End: 09:54

Results can be found at [www.tsl-timing.com](http://www.tsl-timing.com)

Printed - 09:55 Sunday, 30 May 2021

# BMCRC - MRO Championships 2021 - Rnd 2 @ Snetterton 300

## Team Respro MRO 600 & DART Motorsport Clubman 600

### RACE 1 - SECTOR ANALYSIS



SECTOR 1 = FL to I1, SECTOR 2 = I1 to FL, DIFF = Difference To Personal Best Lap, P = Crossed Finish Line in Pit Lane, D = Time Disallowed

P1 6		Conor WHEELER		Harris Yamaha - P W Gates		
IDEAL LAP TIME : 1:55.429		BEST LAP TIME : 1:55.530		DIFFERENCE : 0.101		
LAP	SECTOR 1	SECTOR 2	LAP TIME	MPH	DIFF	TIME OF DAY
1 -		38.795	2:02.643	87.14	7.113	09:41:03.581
2 -	1:17.297	38.674	1:55.971	92.16	0.441	09:42:59.552
3 -	1:17.377	<b>38.565</b>	1:55.942	92.18	0.412	09:44:55.494
4 -	<b>1:16.864</b>	39.699	1:56.563	91.69	1.033	09:46:52.057
5 -	1:17.196	38.680	1:55.876 (2)	92.23	0.346	09:48:47.933
6 -	1:16.925	38.605	<b>1:55.530 (1)</b>	<b>92.51</b>		<b>09:50:43.463</b>
7 -	1:16.874	39.024	1:55.898 (3)	92.21	0.368	09:52:39.361

P2 55		Louis VALLELEY		Yamaha R6 - Team V		
IDEAL LAP TIME : 1:56.003		BEST LAP TIME : 1:56.022		DIFFERENCE : 0.019		
LAP	SECTOR 1	SECTOR 2	LAP TIME	MPH	DIFF	TIME OF DAY
1 -		39.379	2:03.336	86.65	7.314	09:41:04.274
2 -	1:17.806	38.809	1:56.615	91.65	0.593	09:43:00.889
3 -	1:17.511	<b>38.586</b>	1:56.097 (2)	92.06	0.075	09:44:56.986
4 -	1:17.544	38.656	1:56.200 (3)	91.98	0.178	09:46:53.186
5 -	<b>1:17.417</b>	38.605	<b>1:56.022 (1)</b>	<b>92.12</b>		<b>09:48:49.208</b>
6 -	1:17.785	38.703	1:56.488	91.75	0.466	09:50:45.696
7 -	1:17.568	38.680	1:56.248	91.94	0.226	09:52:41.944

P3 86		Owen JENNER		Yamaha 636 - J B Motorcycles		
IDEAL LAP TIME : 1:55.916		BEST LAP TIME : 1:56.045		DIFFERENCE : 0.129		
LAP	SECTOR 1	SECTOR 2	LAP TIME	MPH	DIFF	TIME OF DAY
1 -		39.218	2:03.524	86.52	7.479	09:41:04.462
2 -	1:17.918	38.916	1:56.834	91.48	0.789	09:43:01.296
3 -	1:17.702	38.600	1:56.302 (3)	91.89	0.257	09:44:57.598
4 -	1:17.514	<b>38.531</b>	<b>1:56.045 (1)</b>	<b>92.10</b>		<b>09:46:53.643</b>
5 -	1:17.752	38.662	1:56.414	91.81	0.369	09:48:50.057
6 -	<b>1:17.385</b>	38.723	1:56.108 (2)	92.05	0.063	09:50:46.165
7 -	1:17.517	38.840	1:56.357	91.85	0.312	09:52:42.522

P4 26		Adam HARTGROVE		Yamaha R6 -		
IDEAL LAP TIME : 1:55.700		BEST LAP TIME : 1:55.926		DIFFERENCE : 0.226		
LAP	SECTOR 1	SECTOR 2	LAP TIME	MPH	DIFF	TIME OF DAY
1 -		39.530	2:04.094	86.12	8.168	09:41:05.032
2 -	1:17.868	38.909	1:56.777	91.52	0.851	09:43:01.809
3 -	1:17.547	38.776	1:56.323 (2)	91.88	0.397	09:44:58.132
4 -	1:17.370	<b>38.556</b>	<b>1:55.926 (1)</b>	<b>92.19</b>		<b>09:46:54.058</b>
5 -	1:17.559	38.815	1:56.374	91.84	0.448	09:48:50.432
6 -	1:17.565	38.794	1:56.359 (3)	91.85	0.433	09:50:46.791
7 -	<b>1:17.144</b>	39.347	1:56.491	91.75	0.565	09:52:43.282

P5 188		Dawid KRAWIECKI		Yamaha R6 - Code Blue LTD & D A East Electrical		
IDEAL LAP TIME : 1:57.269		BEST LAP TIME : 1:57.375		DIFFERENCE : 0.106		
LAP	SECTOR 1	SECTOR 2	LAP TIME	MPH	DIFF	TIME OF DAY
1 -		39.410	2:04.261	86.01	6.886	09:41:05.199
2 -	1:18.440	<b>38.935</b>	<b>1:57.375 (1)</b>	<b>91.05</b>		<b>09:43:02.574</b>
3 -	<b>1:18.334</b>	39.497	1:57.831 (3)	90.70	0.456	09:45:00.405
4 -	1:19.180	39.622	1:58.802	89.96	1.427	09:46:59.207
5 -	1:19.621	39.447	1:59.068	89.76	1.693	09:48:58.275
6 -	1:19.587	39.325	1:58.912	89.88	1.537	09:50:57.187
7 -	1:18.634	39.032	1:57.666 (2)	90.83	0.291	09:52:54.853

Weather / Track : Sunny / Dry

Snetterton 300  
Circuit Length = 2.9689 miles  
Start: 09:39 Flag 09:52 End: 09:54

# BMCRC - MRO Championships 2021 - Rnd 2 @ Snetterton 300

## Team Respro MRO 600 & DART Motorsport Clubman 600

### RACE 1 - SECTOR ANALYSIS



SECTOR 1 = FL to I1, SECTOR 2 = I1 to FL, DIFF = Difference To Personal Best Lap, P = Crossed Finish Line in Pit Lane, D = Time Disallowed

<b>P6 9</b>		<b>Glenn WALSH</b>		Yamaha R6 - Walters Medical		
IDEAL LAP TIME : 1:57.567		BEST LAP TIME : 1:57.567		DIFFERENCE : 0.000		
LAP	SECTOR 1	SECTOR 2	LAP TIME	MPH	DIFF	TIME OF DAY
1 -		39.521	2:04.807	85.63	7.240	09:41:05.745
2 -	<b>1:18.445</b>	<b>39.122</b>	<b>1:57.567 (1)</b>	<b>90.91</b>		<b>09:43:03.312</b>
3 -	1:18.533	39.408	1:57.941 (2)	90.62	0.374	09:45:01.253
4 -	1:18.758	39.654	1:58.412	90.26	0.845	09:46:59.665
5 -	1:19.279	39.710	1:58.989	89.82	1.422	09:48:58.654
6 -	1:19.325	39.895	1:59.220	89.65	1.653	09:50:57.874
7 -	1:18.851	39.512	1:58.363 (3)	90.29	0.796	09:52:56.237

<b>P7 73</b>		<b>Harry ROWLINGS</b>		Triumph GP2 - Steve Jordan/BER racing		
IDEAL LAP TIME : 1:58.047		BEST LAP TIME : 1:58.106		DIFFERENCE : 0.059		
LAP	SECTOR 1	SECTOR 2	LAP TIME	MPH	DIFF	TIME OF DAY
1 -		39.488	2:05.602	85.09	7.496	09:41:06.540
2 -	1:18.857	<b>39.249</b>	<b>1:58.106 (1)</b>	<b>90.49</b>		<b>09:43:04.646</b>
3 -	<b>1:18.798</b>	39.503	1:58.301 (2)	90.34	0.195	09:45:02.947
4 -	1:19.113	39.899	1:59.012 (3)	89.80	0.906	09:47:01.959
5 -	1:20.130	40.028	2:00.158	88.95	2.052	09:49:02.117
6 -	1:19.877	40.064	1:59.941	89.11	1.835	09:51:02.058
7 -	1:20.448	40.128	2:00.576	88.64	2.470	09:53:02.634

<b>P8 36</b>		<b>Harry FOWLE</b>		Triumph Daytona - HF Refinishing/ ELP Racing		
IDEAL LAP TIME : 1:58.322		BEST LAP TIME : 1:58.543		DIFFERENCE : 0.221		
LAP	SECTOR 1	SECTOR 2	LAP TIME	MPH	DIFF	TIME OF DAY
1 -		40.005	2:06.682	84.36	8.139	09:41:07.620
2 -	1:19.687	40.209	1:59.896	89.14	1.353	09:43:07.516
3 -	1:19.807	39.654	1:59.461	89.46	0.918	09:45:06.977
4 -	1:19.236	<b>39.315</b>	1:58.551 (2)	90.15	0.008	09:47:05.528
5 -	<b>1:19.007</b>	39.536	<b>1:58.543 (1)</b>	<b>90.16</b>		<b>09:49:04.071</b>
6 -	1:20.085	40.144	2:00.229	88.89	1.686	09:51:04.300
7 -	1:19.243	39.841	1:59.084 (3)	89.75	0.541	09:53:03.384

<b>P9 3</b>		<b>Connor THOMSON</b>		Yamaha R6 - Utilligence/AH Performance		
IDEAL LAP TIME : 1:59.521		BEST LAP TIME : 1:59.521		DIFFERENCE : 0.000		
LAP	SECTOR 1	SECTOR 2	LAP TIME	MPH	DIFF	TIME OF DAY
1 -		39.981	2:06.450	84.52	6.929	09:41:07.388
2 -	1:20.178	40.047	2:00.225 (3)	88.90	0.704	09:43:07.613
3 -	1:19.777	40.143	1:59.920 (2)	89.12	0.399	09:45:07.533
4 -	1:20.235	40.237	2:00.472	88.71	0.951	09:47:08.005
5 -	1:20.344	40.145	2:00.489	88.70	0.968	09:49:08.494
6 -	1:20.051	40.500	2:00.551	88.66	1.030	09:51:09.045
7 -	<b>1:19.706</b>	<b>39.815</b>	<b>1:59.521 (1)</b>	<b>89.42</b>		<b>09:53:08.566</b>

<b>P10 13</b>		<b>Doug EDMONDSON</b>		Triumph Daytona - Stan Stephens Tuning		
IDEAL LAP TIME : 2:00.146		BEST LAP TIME : 2:00.349		DIFFERENCE : 0.203		
LAP	SECTOR 1	SECTOR 2	LAP TIME	MPH	DIFF	TIME OF DAY
1 -		41.005	2:08.019	83.48	7.670	09:41:08.957
2 -	1:21.053	40.734	2:01.787	87.76	1.438	09:43:10.744
3 -	1:21.038	40.319	2:01.357	88.07	1.008	09:45:12.101
4 -	1:20.089	40.528	2:00.617 (3)	88.61	0.268	09:47:12.718
5 -	<b>1:20.085</b>	40.264	<b>2:00.349 (1)</b>	<b>88.80</b>		<b>09:49:13.067</b>
6 -	1:20.464	<b>40.061</b>	2:00.525 (2)	88.67	0.176	09:51:13.592
7 -	1:20.128	40.798	2:00.926	88.38	0.577	09:53:14.518

Weather / Track : Sunny / Dry

Snetterton 300  
Circuit Length = 2.9689 miles  
Start: 09:39 Flag 09:52 End: 09:54

# BMCRC - MRO Championships 2021 - Rnd 2 @ Snetterton 300

## Team Respro MRO 600 & DART Motorsport Clubman 600

### RACE 1 - SECTOR ANALYSIS



SECTOR 1 = FL to I1, SECTOR 2 = I1 to FL, DIFF = Difference To Personal Best Lap, P = Crossed Finish Line in Pit Lane, D = Time Disallowed

P11 111		Ryan FOLKES		Triumph Daytona - Carl Harrison Motorcycle Services		
IDEAL LAP TIME : 2:00.694		BEST LAP TIME : 2:00.789		DIFFERENCE : 0.095		
LAP	SECTOR 1	SECTOR 2	LAP TIME	MPH	DIFF	TIME OF DAY
1 -		41.117	2:10.617	81.82	9.828	09:41:11.555
2 -	1:21.998	41.413	2:03.411	86.60	2.622	09:43:14.966
3 -	1:22.129	40.693	2:02.822	87.02	2.033	09:45:17.788
4 -	1:21.041	40.043	2:01.084 (3)	88.26	0.295	09:47:18.872
5 -	1:20.802	39.987	<b>2:00.789 (1)</b>	<b>88.48</b>		<b>09:49:19.661</b>
6 -	1:21.684	<b>39.921</b>	2:01.605	87.89	0.816	09:51:21.266
7 -	<b>1:20.773</b>	40.041	2:00.814 (2)	88.46	0.025	09:53:22.080

P12 95		Grant ROBERTSON		Kawasaki ZX6R -		
IDEAL LAP TIME : 2:01.674		BEST LAP TIME : 2:01.809		DIFFERENCE : 0.135		
LAP	SECTOR 1	SECTOR 2	LAP TIME	MPH	DIFF	TIME OF DAY
1 -		40.678	2:08.934	82.89	7.125	09:41:09.872
2 -	1:21.657	40.823	2:02.480	87.26	0.671	09:43:12.352
3 -	1:21.556	40.801	2:02.357	87.35	0.548	09:45:14.709
4 -	1:21.714	40.991	2:02.705	87.10	0.896	09:47:17.414
5 -	1:21.358	40.578	2:01.936 (3)	87.65	0.127	09:49:19.350
6 -	1:21.432	<b>40.377</b>	<b>2:01.809 (1)</b>	<b>87.74</b>		<b>09:51:21.159</b>
7 -	<b>1:21.297</b>	40.564	2:01.861 (2)	87.70	0.052	09:53:23.020

P13 715		Kayla BARRINGTON		Yamaha R6 - Slipscreens TKB racing		
IDEAL LAP TIME : 2:01.340		BEST LAP TIME : 2:01.455		DIFFERENCE : 0.115		
LAP	SECTOR 1	SECTOR 2	LAP TIME	MPH	DIFF	TIME OF DAY
1 -		<b>40.364</b>	2:08.331	83.28	6.876	09:41:09.269
2 -	1:21.552	40.619	2:02.171 (3)	87.48	0.716	09:43:11.440
3 -	1:21.587	41.052	2:02.639	87.15	1.184	09:45:14.079
4 -	1:21.624	41.229	2:02.853	86.99	1.398	09:47:16.932
5 -	<b>1:20.976</b>	40.479	<b>2:01.455 (1)</b>	<b>88.00</b>		<b>09:49:18.387</b>
6 -	1:22.889	40.587	2:03.476	86.55	2.021	09:51:21.863
7 -	1:21.063	40.521	2:01.584 (2)	87.90	0.129	09:53:23.447

P14 7 C		Tom BENSTED		Triumph 675 - Significant Debt Racing		
IDEAL LAP TIME : 2:01.635		BEST LAP TIME : 2:01.635		DIFFERENCE : 0.000		
LAP	SECTOR 1	SECTOR 2	LAP TIME	MPH	DIFF	TIME OF DAY
1 -		41.161	2:10.278	82.04	8.643	09:41:11.216
2 -	1:22.067	41.451	2:03.518	86.53	1.883	09:43:14.734
3 -	1:21.593	40.724	2:02.317 (2)	87.38	0.682	09:45:17.051
4 -	1:21.615	41.004	2:02.619	87.16	0.984	09:47:19.670
5 -	<b>1:21.059</b>	<b>40.576</b>	<b>2:01.635 (1)</b>	<b>87.87</b>		<b>09:49:21.305</b>
6 -	1:21.602	40.762	2:02.364 (3)	87.34	0.729	09:51:23.669
7 -	1:21.385	41.182	2:02.567	87.20	0.932	09:53:26.236

P15 321		Martin MORRIS		Kawasaki ZX6R - Morris Racing, Obsession Engineering		
IDEAL LAP TIME : 2:02.058		BEST LAP TIME : 2:02.100		DIFFERENCE : 0.042		
LAP	SECTOR 1	SECTOR 2	LAP TIME	MPH	DIFF	TIME OF DAY
1 -		41.771	2:13.254	80.20	11.154	09:41:14.192
2 -	1:21.518	41.108	2:02.626	87.15	0.526	09:43:16.818
3 -	<b>1:21.301</b>	40.799	<b>2:02.100 (1)</b>	<b>87.53</b>		<b>09:45:18.918</b>
4 -	1:21.608	40.856	2:02.464 (3)	87.27	0.364	09:47:21.382
5 -	1:22.182	40.838	2:03.020	86.88	0.920	09:49:24.402
6 -	1:22.024	41.431	2:03.455	86.57	1.355	09:51:27.857
7 -	1:21.553	<b>40.757</b>	2:02.310 (2)	87.38	0.210	09:53:30.167

Weather / Track : Sunny / Dry

Snetterton 300  
Circuit Length = 2.9689 miles  
Start: 09:39 Flag 09:52 End: 09:54

# BMCRC - MRO Championships 2021 - Rnd 2 @ Snetterton 300

## Team Respro MRO 600 & DART Motorsport Clubman 600

### RACE 1 - SECTOR ANALYSIS



SECTOR 1 = FL to I1, SECTOR 2 = I1 to FL, DIFF = Difference To Personal Best Lap, P = Crossed Finish Line in Pit Lane, D = Time Disallowed

P16 37 C		Alexander LATHAM		Triumph Daytona - BR-8 / McCrash Racing		
IDEAL LAP TIME : 2:01.988		BEST LAP TIME : 2:02.287		DIFFERENCE : 0.299		
LAP	SECTOR 1	SECTOR 2	LAP TIME	MPH	DIFF	TIME OF DAY
1 -		41.101	2:10.922	81.63	8.635	09:41:11.860
2 -	1:21.836	42.037	2:03.873	86.28	1.586	09:43:15.733
3 -	<b>1:21.335</b>	41.086	2:02.421 (2)	87.30	0.134	09:45:18.154
4 -	1:21.634	<b>40.653</b>	<b>2:02.287 (1)</b>	<b>87.40</b>		<b>09:47:20.441</b>
5 -	1:21.807	42.163	2:03.970	86.21	1.683	09:49:24.411
6 -	1:22.161	41.422	2:03.583	86.48	1.296	09:51:27.994
7 -	1:21.601	40.859	2:02.460 (3)	87.27	0.173	09:53:30.454

P17 100 C		Craig HOWTON		Kawasaki ZX6R - ME		
IDEAL LAP TIME : 2:02.499		BEST LAP TIME : 2:03.009		DIFFERENCE : 0.510		
LAP	SECTOR 1	SECTOR 2	LAP TIME	MPH	DIFF	TIME OF DAY
1 -		40.615	2:09.785	82.35	6.776	09:41:10.723
2 -	1:22.639	41.453	2:04.092	86.13	1.083	09:43:14.815
3 -	<b>1:22.146</b>	40.969	2:03.115 (3)	86.81	0.106	09:45:17.930
4 -	1:22.386	40.623	<b>2:03.009 (1)</b>	<b>86.88</b>		<b>09:47:20.939</b>
5 -	1:22.284	40.830	2:03.114 (2)	86.81	0.105	09:49:24.053
6 -	1:22.397	40.924	2:03.321	86.66	0.312	09:51:27.374
7 -	1:22.979	<b>40.353</b>	2:03.332	86.66	0.323	09:53:30.706

P18 818 C		Alex BARKER		Yamaha R6 - Barker Woodrow LTD		
IDEAL LAP TIME : 2:02.995		BEST LAP TIME : 2:03.081		DIFFERENCE : 0.086		
LAP	SECTOR 1	SECTOR 2	LAP TIME	MPH	DIFF	TIME OF DAY
1 -		41.905	2:13.792	79.88	10.711	09:41:14.730
2 -	1:23.237	41.618	2:04.855	85.60	1.774	09:43:19.585
3 -	1:22.401	41.604	2:04.005	86.19	0.924	09:45:23.590
4 -	1:23.095	41.371	2:04.466	85.87	1.385	09:47:28.056
5 -	1:22.447	41.433	2:03.880 (3)	86.27	0.799	09:49:31.936
6 -	1:22.629	<b>41.079</b>	2:03.708 (2)	86.39	0.627	09:51:35.644
7 -	<b>1:21.916</b>	41.165	<b>2:03.081 (1)</b>	<b>86.83</b>		<b>09:53:38.725</b>

P19 99		Michael SIMMONS		Yamaha R6 - Westcountry Windings		
IDEAL LAP TIME : 2:04.395		BEST LAP TIME : 2:04.397		DIFFERENCE : 0.002		
LAP	SECTOR 1	SECTOR 2	LAP TIME	MPH	DIFF	TIME OF DAY
1 -		41.820	2:14.127	79.68	9.730	09:41:15.065
2 -	1:23.364	41.823	2:05.187	85.37	0.790	09:43:20.252
3 -	1:23.111	41.365	2:04.476 (2)	85.86	0.079	09:45:24.728
4 -	1:23.154	41.451	2:04.605 (3)	85.77	0.208	09:47:29.333
5 -	1:23.334	<b>41.340</b>	2:04.674	85.72	0.277	09:49:34.007
6 -	<b>1:23.055</b>	41.342	<b>2:04.397 (1)</b>	<b>85.91</b>		<b>09:51:38.404</b>
7 -	1:23.170	41.487	2:04.657	85.73	0.260	09:53:43.061

P20 132 C		Mitchell GILBERT		Suzuki GSXR 600 - The Asap Group		
IDEAL LAP TIME : 2:04.475		BEST LAP TIME : 2:04.475		DIFFERENCE : 0.000		
LAP	SECTOR 1	SECTOR 2	LAP TIME	MPH	DIFF	TIME OF DAY
1 -		42.195	2:15.254	79.02	10.779	09:41:16.192
2 -	1:24.476	41.648	2:06.124	84.74	1.649	09:43:22.316
3 -	1:24.181	42.733	2:06.914	84.21	2.439	09:45:29.230
4 -	1:23.108	41.722	2:04.830 (2)	85.62	0.355	09:47:34.060
5 -	<b>1:22.866</b>	<b>41.609</b>	<b>2:04.475 (1)</b>	<b>85.86</b>		<b>09:49:38.535</b>
6 -	1:23.055	41.834	2:04.889 (3)	85.58	0.414	09:51:43.424
7 -	1:22.958	42.285	2:05.243	85.33	0.768	09:53:48.667

Weather / Track : Sunny / Dry

Snetterton 300  
Circuit Length = 2.9689 miles  
Start: 09:39 Flag 09:52 End: 09:54

# BMCRC - MRO Championships 2021 - Rnd 2 @ Snetterton 300

## Team Respro MRO 600 & DART Motorsport Clubman 600

### RACE 1 - SECTOR ANALYSIS



SECTOR 1 = FL to I1, SECTOR 2 = I1 to FL, DIFF = Difference To Personal Best Lap, P = Crossed Finish Line in Pit Lane, D = Time Disallowed

P21 131		Jake CAMPBELL		Kawasaki ZX6R -		
IDEAL LAP TIME : 2:04.399		BEST LAP TIME : 2:04.702		DIFFERENCE : 0.303		
LAP	SECTOR 1	SECTOR 2	LAP TIME	MPH	DIFF	TIME OF DAY
1 -		41.845	2:13.272	80.19	8.570	09:41:14.210
2 -	1:25.027	42.933	2:07.960	83.52	3.258	09:43:22.170
3 -	1:23.597	42.022	2:05.619	85.08	0.917	09:45:27.789
4 -	1:23.452	<b>41.494</b>	2:04.946 (2)	85.54	0.244	09:47:32.735
5 -	1:23.535	41.835	2:05.370 (3)	85.25	0.668	09:49:38.105
6 -	1:23.520	42.596	2:06.116	84.74	1.414	09:51:44.221
7 -	<b>1:22.905</b>	41.797	<b>2:04.702 (1)</b>	<b>85.70</b>		<b>09:53:48.923</b>

P22 33		Phil ATKINSON		Yamaha R6 -		
IDEAL LAP TIME : 1:59.278		BEST LAP TIME : 1:59.278		DIFFERENCE : 0.000		
LAP	SECTOR 1	SECTOR 2	LAP TIME	MPH	DIFF	TIME OF DAY
1 -		43.035	2:44.329	65.04	45.051	09:41:45.267
2 -	1:21.222	40.343	2:01.565	87.92	2.287	09:43:46.832
3 -	1:20.586	40.776	2:01.362	88.06	2.084	09:45:48.194
4 -	<b>1:19.584</b>	<b>39.694</b>	<b>1:59.278 (1)</b>	<b>89.60</b>		<b>09:47:47.472</b>
5 -	1:20.673	40.185	2:00.858 (3)	88.43	1.580	09:49:48.330
6 -	1:21.224	40.189	2:01.413	88.03	2.135	09:51:49.743
7 -	1:20.023	40.261	2:00.284 (2)	88.85	1.006	09:53:50.027

P23 192 C		Daniel MOFFA		Kawasaki ZX6R - DM Racing		
IDEAL LAP TIME : 2:04.974		BEST LAP TIME : 2:05.182		DIFFERENCE : 0.208		
LAP	SECTOR 1	SECTOR 2	LAP TIME	MPH	DIFF	TIME OF DAY
1 -		42.459	2:15.525	78.86	10.343	09:41:16.463
2 -	1:24.929	<b>41.548</b>	2:06.477	84.50	1.295	09:43:22.940
3 -	<b>1:23.426</b>	41.756	<b>2:05.182 (1)</b>	<b>85.38</b>		<b>09:45:28.122</b>
4 -	1:23.874	41.924	2:05.798 (3)	84.96	0.616	09:47:33.920
5 -	1:23.610	42.005	2:05.615 (2)	85.08	0.433	09:49:39.535
6 -	1:24.175	42.126	2:06.301	84.62	1.119	09:51:45.836
7 -	1:23.914	43.618	2:07.532	83.80	2.350	09:53:53.368

P24 43 C		Daniel SALES		Yamaha R6 - Team Freddie, Ron & Frankie		
IDEAL LAP TIME : 2:04.815		BEST LAP TIME : 2:04.817		DIFFERENCE : 0.002		
LAP	SECTOR 1	SECTOR 2	LAP TIME	MPH	DIFF	TIME OF DAY
1 -		42.262	2:17.927	77.49	13.110	09:41:18.865
2 -	1:23.470	42.430	2:05.900 (3)	84.89	1.083	09:43:24.765
3 -	1:24.454	42.307	2:06.761	84.31	1.944	09:45:31.526
4 -	1:23.965	42.999	2:06.964	84.18	2.147	09:47:38.490
5 -	1:23.805	42.201	2:06.006	84.82	1.189	09:49:44.496
6 -	1:23.249	<b>42.092</b>	2:05.341 (2)	85.27	0.524	09:51:49.837
7 -	<b>1:22.723</b>	42.094	<b>2:04.817 (1)</b>	<b>85.63</b>		<b>09:53:54.654</b>

P25 23		Austin WREN		Triumph Daytona - DWAI Racing		
IDEAL LAP TIME : 2:06.209		BEST LAP TIME : 2:06.209		DIFFERENCE : 0.000		
LAP	SECTOR 1	SECTOR 2	LAP TIME	MPH	DIFF	TIME OF DAY
1 -		42.312	2:16.497	78.30	10.288	09:41:17.435
2 -	1:24.378	42.468	2:06.846 (2)	84.26	0.637	09:43:24.281
3 -	1:24.434	42.423	2:06.857 (3)	84.25	0.648	09:45:31.138
4 -	1:25.338	42.908	2:08.246	83.34	2.037	09:47:39.384
5 -	1:25.425	42.352	2:07.777	83.64	1.568	09:49:47.161
6 -	1:24.700	42.339	2:07.039	84.13	0.830	09:51:54.200
7 -	<b>1:24.301</b>	<b>41.908</b>	<b>2:06.209 (1)</b>	<b>84.68</b>		<b>09:54:00.409</b>

Weather / Track : Sunny / Dry

Snetterton 300  
Circuit Length = 2.9689 miles  
Start: 09:39 Flag 09:52 End: 09:54



# BMCRC - MRO Championships 2021 - Rnd 2 @ Snetterton 300

## Team Respro MRO 600 & DART Motorsport Clubman 600

### RACE 1 - SECTOR ANALYSIS



SECTOR 1 = FL to I1, SECTOR 2 = I1 to FL, DIFF = Difference To Personal Best Lap, P = Crossed Finish Line in Pit Lane, D = Time Disallowed

<b>P26 624 C</b>		<b>Matthew FEDRICK</b>		Yamaha R6 - M. Fedrick Farriers Ltd/ Palmer Race Skool		
IDEAL LAP TIME : 2:06.218		BEST LAP TIME : 2:06.310		DIFFERENCE : 0.092		
LAP	SECTOR 1	SECTOR 2	LAP TIME	MPH	DIFF	TIME OF DAY
1 -		42.847	2:18.524	77.15	12.214	09:41:19.462
2 -	1:25.662	43.843	2:09.505	82.53	3.195	09:43:28.967
3 -	1:25.008	42.935	2:07.943	83.53	1.633	09:45:36.910
4 -	1:24.901	42.645	2:07.546	83.79	1.236	09:47:44.456
5 -	1:24.546	42.775	2:07.321 (3)	83.94	1.011	09:49:51.777
6 -	1:24.304	<b>42.435</b>	2:06.739 (2)	84.33	0.429	09:51:58.516
7 -	<b>1:23.783</b>	42.527	<b>2:06.310 (1)</b>	<b>84.61</b>		<b>09:54:04.826</b>

<b>P27 8 C</b>		<b>Dave SAUNDERS</b>		Honda CBR600 - ETR Building & Civil Engineering Ltd		
IDEAL LAP TIME : 2:05.967		BEST LAP TIME : 2:05.968		DIFFERENCE : 0.001		
LAP	SECTOR 1	SECTOR 2	LAP TIME	MPH	DIFF	TIME OF DAY
1 -		43.642	2:18.080	77.40	12.112	09:41:19.018
2 -	1:25.711	44.200	2:09.911	82.27	3.943	09:43:28.929
3 -	1:25.326	43.228	2:08.554	83.14	2.586	09:45:37.483
4 -	1:25.585	<b>42.402</b>	2:07.987	83.50	2.019	09:47:45.470
5 -	1:24.334	42.520	2:06.854 (3)	84.25	0.886	09:49:52.324
6 -	1:24.209	42.607	2:06.816 (2)	84.28	0.848	09:51:59.140
7 -	<b>1:23.565</b>	42.403	<b>2:05.968 (1)</b>	<b>84.84</b>		<b>09:54:05.108</b>

<b>P28 991 C</b>		<b>Marc CUNNINGHAM</b>		Yamaha R6 -		
IDEAL LAP TIME : 2:08.651		BEST LAP TIME : 2:08.651		DIFFERENCE : 0.000		
LAP	SECTOR 1	SECTOR 2	LAP TIME	MPH	DIFF	TIME OF DAY
1 -		46.772	2:25.619	73.39	16.968	09:41:26.557
2 -	1:26.815	44.342	2:11.157	81.49	2.506	09:43:37.714
3 -	1:26.390	44.029	2:10.419 (3)	81.95	1.768	09:45:48.133
4 -	1:26.588	43.982	2:10.570	81.85	1.919	09:47:58.703
5 -	1:26.059	43.723	2:09.782 (2)	82.35	1.131	09:50:08.485
6 -	1:27.101	43.573	2:10.674	81.79	2.023	09:52:19.159
7 -	<b>1:25.316</b>	<b>43.335</b>	<b>2:08.651 (1)</b>	<b>83.07</b>		<b>09:54:27.810</b>

<b>P29 373</b>		<b>Robert PRICE</b>		Suzuki GSXR -		
IDEAL LAP TIME : 2:08.419		BEST LAP TIME : 2:08.688		DIFFERENCE : 0.269		
LAP	SECTOR 1	SECTOR 2	LAP TIME	MPH	DIFF	TIME OF DAY
1 -		44.228	2:22.837	74.82	14.149	09:41:23.775
2 -	1:28.121	45.706	2:13.827	79.86	5.139	09:43:37.602
3 -	1:28.150	44.049	2:12.199	80.84	3.511	09:45:49.801
4 -	1:27.571	44.737	2:12.308	80.78	3.620	09:48:02.109
5 -	1:25.772	<b>42.929</b>	2:08.701 (2)	83.04	0.013	09:50:16.810
6 -	<b>1:25.490</b>	43.335	2:08.825 (3)	82.96	0.137	09:52:19.635
7 -	1:25.573	43.115	<b>2:08.688 (1)</b>	<b>83.05</b>		<b>09:54:28.323</b>

<b>P30 117 C</b>		<b>Benjamin STONARD</b>		Yamaha R6 -		
IDEAL LAP TIME : 2:11.775		BEST LAP TIME : 2:11.980		DIFFERENCE : 0.205		
LAP	SECTOR 1	SECTOR 2	LAP TIME	MPH	DIFF	TIME OF DAY
1 -		44.208	2:21.713	75.42	9.733	09:41:22.651
2 -	1:29.054	45.321	2:14.375	79.53	2.395	09:43:37.026
3 -	1:28.138	<b>44.156</b>	2:12.294 (2)	80.79	0.314	09:45:49.320
4 -	<b>1:27.619</b>	44.361	<b>2:11.980 (1)</b>	<b>80.98</b>		<b>09:48:01.300</b>
5 -	1:29.909	45.482	2:15.391	78.94	3.411	09:50:16.691
6 -	1:29.616	44.730	2:14.346 (3)	79.55	2.366	09:52:31.037
7 -	1:30.426	45.482	2:15.908	78.64	3.928	09:54:46.945

Weather / Track : Sunny / Dry

Snetterton 300  
Circuit Length = 2.9689 miles  
Start: 09:39 Flag 09:52 End: 09:54

# BMCRC - MRO Championships 2021 - Rnd 2 @ Snetterton 300

Team Respro MRO 600 & DART Motorsport Clubman 600

## RACE 1 - SECTOR ANALYSIS



SECTOR 1 = FL to I1, SECTOR 2 = I1 to FL, DIFF = Difference To Personal Best Lap, P = Crossed Finish Line in Pit Lane, D = Time Disallowed

P31 144 C		Nick CRONIN		Yamaha R6 -		
IDEAL LAP TIME : 2:13.913		BEST LAP TIME : 2:14.388		DIFFERENCE : 0.475		
LAP	SECTOR 1	SECTOR 2	LAP TIME	MPH	DIFF	TIME OF DAY
1 -		45.048	2:23.627	74.41	9.239	09:41:24.565
2 -	<b>1:28.919</b>	45.469	<b>2:14.388 (1)</b>	<b>79.53</b>		<b>09:43:38.953</b>
3 -	1:29.944	45.719	2:15.663 (3)	78.78	1.275	09:45:54.616
4 -	1:30.005	<b>44.994</b>	2:14.999 (2)	79.17	0.611	09:48:09.615
5 -	1:30.443	45.889	2:16.332	78.39	1.944	09:50:25.947
6 -	1:31.109	47.212	2:18.321	77.27	3.933	09:52:44.268

P32 155		Eliot SMITH		Honda CBR600RR - Pro-Moto Europe Ltd		
IDEAL LAP TIME : 2:20.750		BEST LAP TIME : 2:20.750		DIFFERENCE : 0.000		
LAP	SECTOR 1	SECTOR 2	LAP TIME	MPH	DIFF	TIME OF DAY
1 -		48.430	2:35.524	68.72	14.774	09:41:36.462
2 -	1:34.670	48.311	2:22.981 (3)	74.75	2.231	09:43:59.443
3 -	1:35.568	47.624	2:23.192	74.64	2.442	09:46:22.635
4 -	1:35.319	48.721	2:24.040	74.20	3.290	09:48:46.675
5 -	1:35.501	47.461	2:22.962 (2)	74.76	2.212	09:51:09.637
6 -	<b>1:33.420</b>	<b>47.330</b>	<b>2:20.750 (1)</b>	<b>75.93</b>		<b>09:53:30.387</b>

P33 96 C		Ross BANHAM		Honda CBR600 - Hutfields of Botley		
IDEAL LAP TIME : 2:06.515		BEST LAP TIME : 2:06.515		DIFFERENCE : 0.000		
LAP	SECTOR 1	SECTOR 2	LAP TIME	MPH	DIFF	TIME OF DAY
1 -		43.329	2:34.281	69.27	27.766	09:41:35.219
2 -	1:24.882	43.026	2:07.908 (3)	83.56	1.393	09:43:43.127
3 -	1:24.257	42.529	2:06.786 (2)	84.30	0.271	09:45:49.913
4 -	<b>1:24.245</b>	<b>42.270</b>	<b>2:06.515 (1)</b>	<b>84.48</b>		<b>09:47:56.428</b>

P34 70 C		Sean HALL		Yamaha R6 - S and Y Ceramics		
IDEAL LAP TIME : 2:16.809		BEST LAP TIME : 2:17.288		DIFFERENCE : 0.479		
LAP	SECTOR 1	SECTOR 2	LAP TIME	MPH	DIFF	TIME OF DAY
1 -		46.743	2:28.110	72.16	10.822	09:41:29.048
2 -	1:31.378	<b>46.244</b>	2:17.622 (3)	77.66	0.334	09:43:46.670
3 -	1:30.626	46.662	<b>2:17.288 (1)</b>	<b>77.85</b>		<b>09:46:03.958</b>
4 -	<b>1:30.565</b>	46.764	2:17.329 (2)	77.82	0.041	09:48:21.287

Weather / Track : Sunny / Dry

Snetterton 300  
Circuit Length = 2.9689 miles  
Start: 09:39 Flag 09:52 End: 09:54

# BMCRC - MRO Championships 2021 - Rnd 2 @ Snetterton 300

## Team Respro MRO 600 & DART Motorsport Clubman 600

### RACE 1 - BEST SECTORS

SECTOR 1			SECTOR 2			IDEAL / BEST COMPARISON						
POS	NO	NAME	TIME	NO	NAME	TIME	POS	NO	NAME	IDEAL	BEST	DIFF
									<b>PERFECT LAP</b>	<b>1:55.395</b>		
1	6	WHEELER	1:16.864	86	JENNER	38.531	1	6	WHEELER	1:55.429	1:55.530	0.101
2	26	HARTGROVE	1:17.144	26	HARTGROVE	38.556	2	26	HARTGROVE	1:55.700	1:55.926	0.226
3	86	JENNER	1:17.385	6	WHEELER	38.565	3	86	JENNER	1:55.916	1:56.045	0.129
4	55	VALLELEY	1:17.417	55	VALLELEY	38.586	4	55	VALLELEY	1:56.003	1:56.022	0.019
5	188	KRAWIECKI	1:18.334	188	KRAWIECKI	38.935	5	188	KRAWIECKI	1:57.269	1:57.375	0.106
6	9	WALSH	1:18.445	9	WALSH	39.122	6	9	WALSH	1:57.567	1:57.567	0.000
7	73	ROWLINGS	1:18.798	73	ROWLINGS	39.249	7	73	ROWLINGS	1:58.047	1:58.106	0.059
8	36	FOWLE	1:19.007	36	FOWLE	39.315	8	36	FOWLE	1:58.322	1:58.543	0.221
9	33	ATKINSON	1:19.584	33	ATKINSON	39.694	9	33	ATKINSON	1:59.278	1:59.278	0.000
10	3	THOMSON	1:19.706	3	THOMSON	39.815	10	3	THOMSON	1:59.521	1:59.521	0.000
11	13	EDMONDSON	1:20.085	111	FOLKES	39.921	11	13	EDMONDSON	2:00.146	2:00.349	0.203
12	111	FOLKES	1:20.773	13	EDMONDSON	40.061	12	111	FOLKES	2:00.694	2:00.789	0.095
13	715	BARRINGTON	1:20.976	100	HOWTON	40.353	13	715	BARRINGTON	2:01.340	2:01.455	0.115
14	7	BENSTED	1:21.059	715	BARRINGTON	40.364	14	7	BENSTED	2:01.635	2:01.635	0.000
15	95	ROBERTSON	1:21.297	95	ROBERTSON	40.377	15	95	ROBERTSON	2:01.674	2:01.809	0.135
16	321	MORRIS	1:21.301	7	BENSTED	40.576	16	37	LATHAM	2:01.988	2:02.287	0.299
17	37	LATHAM	1:21.335	37	LATHAM	40.653	17	321	MORRIS	2:02.058	2:02.100	0.042
18	818	BARKER	1:21.916	321	MORRIS	40.757	18	100	HOWTON	2:02.499	2:03.009	0.510
19	100	HOWTON	1:22.146	818	BARKER	41.079	19	818	BARKER	2:02.995	2:03.081	0.086
20	43	SALES	1:22.723	99	SIMMONS	41.340	20	99	SIMMONS	2:04.395	2:04.397	0.002
21	132	GILBERT	1:22.866	131	CAMPBELL	41.494	21	131	CAMPBELL	2:04.399	2:04.702	0.303
22	131	CAMPBELL	1:22.905	192	MOFFA	41.548	22	132	GILBERT	2:04.475	2:04.475	0.000
23	99	SIMMONS	1:23.055	132	GILBERT	41.609	23	43	SALES	2:04.815	2:04.817	0.002
24	192	MOFFA	1:23.426	23	WREN	41.908	24	192	MOFFA	2:04.974	2:05.182	0.208
25	8	SAUNDERS	1:23.565	43	SALES	42.092	25	8	SAUNDERS	2:05.967	2:05.968	0.001
26	624	FEDRICK	1:23.783	96	BANHAM	42.270	26	23	WREN	2:06.209	2:06.209	0.000
27	96	BANHAM	1:24.245	8	SAUNDERS	42.402	27	624	FEDRICK	2:06.218	2:06.310	0.092
28	23	WREN	1:24.301	624	FEDRICK	42.435	28	96	BANHAM	2:06.515	2:06.515	0.000
29	991	CUNNINGHAM	1:25.316	373	PRICE	42.929	29	373	PRICE	2:08.419	2:08.688	0.269
30	373	PRICE	1:25.490	991	CUNNINGHAM	43.335	30	991	CUNNINGHAM	2:08.651	2:08.651	0.000
31	117	STONARD	1:27.619	117	STONARD	44.156	31	117	STONARD	2:11.775	2:11.980	0.205
32	144	CRONIN	1:28.919	144	CRONIN	44.994	32	144	CRONIN	2:13.913	2:14.388	0.475
33	70	HALL	1:30.565	70	HALL	46.244	33	70	HALL	2:16.809	2:17.288	0.479
34	155	SMITH	1:33.420	155	SMITH	47.330	34	155	SMITH	2:20.750	2:20.750	0.000

35

Weather / Track : Sunny / Dry

Results can be found at [www.tsl-timing.com](http://www.tsl-timing.com)

Snetterton 300

Circuit Length = 2.9689 miles

Start: 09:39 Flag 09:52 End: 09:54

Printed - 09:55 Sunday, 30 May 2021

# BMCRC - MRO Championships 2021 - Rnd 2 @ Snetterton 300

## Team Respro MRO 600 & DART Motorsport Clubman 600

### RACE 1 - STATISTICS

**Competitors Started** 35  
**Planned Start** 2021-05-30 @ 09:25:00.000  
**Actual Start** 2021-05-30 @ 09:39:00.937  
**Finish Time** 2021-05-30 @ 09:52:39.360  
**Track Length** 2.9689mi.  
**Total Laps** 230  
**Total Distance Covered** 682.8496mi.

#### Session Fastest Lap History

NO	CL	NAME	LAP TIME	TIME OF DAY	LAP	VEHICLE
6		Conor WHEELER	<b>2:02.643</b>	09:41:03.596	1	Harris Yamaha
6		Conor WHEELER	<b>1:55.971</b>	09:42:59.567	2	Harris Yamaha
6		Conor WHEELER	<b>1:55.942</b>	09:44:55.509	3	Harris Yamaha
26		Adam HARTGROVE	<b>1:55.926</b>	09:46:54.074	4	Yamaha R6
6		Conor WHEELER	<b>1:55.876</b>	09:48:47.949	5	Harris Yamaha
6		Conor WHEELER	<b>1:55.530</b>	09:50:43.478	6	Harris Yamaha

#### Session Leader History

NO	CL	NAME	FROM LAP	LAPS LED	DISTANCE	VEHICLE
6		Conor WHEELER	1	7	20.78 miles	Harris Yamaha

#### Flag History

TYPE	TIME OF DAY
GREEN	09:39:00.937
FINISH	09:52:39.360

#### Flag Statistics

TYPE	COUNT	TOTAL LAPS	TOTAL TIME
Green	1	7	15:48.465
Red	0	0	0.000
Safety Car	0	0	0.000
FCY	0	0	0.000

# BMCRC - MRO Championships 2021 - Rnd 2 @ Snetterton 300

## Team Respro MRO 600 & DART Motorsport Clubman 600

### RACE 1 - STATISTICS

CLASS :

21 Starters

#### Fastest Lap History

NO	NAME	LAP TIME	TIME OF DAY	LAP	VEHICLE
6	Conor WHEELER	<b>2:02.643</b>	09:41:03.596	1	Harris Yamaha
6	Conor WHEELER	<b>1:55.971</b>	09:42:59.567	2	Harris Yamaha
6	Conor WHEELER	<b>1:55.942</b>	09:44:55.509	3	Harris Yamaha
26	Adam HARTGROVE	<b>1:55.926</b>	09:46:54.074	4	Yamaha R6
6	Conor WHEELER	<b>1:55.876</b>	09:48:47.949	5	Harris Yamaha
6	Conor WHEELER	<b>1:55.530</b>	09:50:43.478	6	Harris Yamaha

#### Leader History

NO	NAME	FROM LAP	LAPS LED	DISTANCE	VEHICLE
6	Conor WHEELER	1	7	20.78 miles	Harris Yamaha

# BMCRC - MRO Championships 2021 - Rnd 2 @ Snetterton 300

Team Respro MRO 600 & DART Motorsport Clubman 600

## RACE 1 - STATISTICS

CLASS : C

14 Starters

### Fastest Lap History

NO	NAME	LAP TIME	TIME OF DAY	LAP	VEHICLE
100	Craig HOWTON	2:09.785	09:41:10.740	1	Kawasaki ZX6R
7	Tom BENSTED	2:03.518	09:43:14.736	2	Triumph 675
7	Tom BENSTED	2:02.317	09:45:17.053	3	Triumph 675
37	Alexander LATHAM	2:02.287	09:47:20.450	4	Triumph Daytona
7	Tom BENSTED	2:01.635	09:49:21.308	5	Triumph 675

### Leader History

NO	NAME	FROM LAP	LAPS LED	DISTANCE	VEHICLE
100	Craig HOWTON	1	1	2.96 miles	Kawasaki ZX6R
7	Tom BENSTED	2	6	17.81 miles	Triumph 675

Weather / Track : Sunny / Dry

Results can be found at [www.tsl-timing.com](http://www.tsl-timing.com)

Page 3 of 3

Snetterton 300  
Circuit Length = 2.9689 miles  
Start: 09:39 Flag 09:52 End: 09:54

Printed - 09:55 Sunday, 30 May 2021

# BMCRC - MRO Championships 2021 - Rnd 2 @ Snetterton 300

## Team Respro MRO 600 & DART Motorsport Clubman 600

### RACE 11 - GRID (7 Laps)

ROW 13	39	50	Paul ROBSON	38	60	Jack YOUNGE	37	12	Cedric BLOCH	
ROW 12	36	154	Shane NORVAL	35	2	Andrew GILL	34	155	Eliot SMITH	
ROW 11			2:17.288			2:14.388			2:11.980	
ROW 10		33	70	Sean HALL	32	144	Nick CRONIN	31	117	Benjamin STONARD
ROW 9			2:08.688			2:08.651			2:06.515	
ROW 8		30	373	Robert PRICE	29	991	Marc CUNNINGHAM	28	96	Ross BANHAM
ROW 7			2:06.310			2:06.209			2:05.968	
ROW 6		27	624	Matthew FEDRICK	26	23	Austin WREN	25	8	Dave SAUNDERS
ROW 5			2:05.182			2:04.817			2:04.702	
ROW 4		24	192	Daniel MOFFA	23	43	Daniel SALES	22	131	Jake CAMPBELL
ROW 3			2:04.475			2:04.397			2:03.081	
ROW 2		21	132	Mitchell GILBERT	20	99	Michael SIMMONS	19	818	Alex BARKER
ROW 1			2:03.009			2:02.287			2:02.100	
ROW 0		18	100	Craig HOWTON	17	37	Alexander LATHAM	16	321	Martin MORRIS
ROW 15			2:01.809			2:01.635			2:01.455	
ROW 14		15	95	Grant ROBERTSON	14	7	Tom BENSTED	13	715	Kayla BARRINGTON
ROW 13			2:00.789			2:00.349			1:59.521	
ROW 12		12	111	Ryan FOLKES	11	13	Doug EDMONDSON	10	3	Connor THOMSON
ROW 11			1:59.278			1:58.543			1:58.106	
ROW 10		9	33	Phil ATKINSON	8	36	Harry FOWLE	7	73	Harry ROWLINGS
ROW 9			1:57.567			1:57.375			1:56.045	
ROW 8		6	9	Glenn WALSH	5	188	Dawid KRAWIECKI	4	86	Owen JENNER
ROW 7			1:56.022			1:55.926			1:55.530	
ROW 6		3	55	Louis VALLELEY	2	26	Adam HARTGROVE	1	6	Conor WHEELER
ROW 5									<b>Pole</b>	

Snetterton 300

Circuit Length = 2.9689 miles

These results are provisional until the conclusion of any judicial and technical matters.

Clerk Of Course :	Stewards :	Timekeeper : Craig Smith
-------------------	------------	--------------------------

Results can be found at [www.tsl-timing.com](http://www.tsl-timing.com)

Printed - 09:56 Sunday, 30 May 2021



# BMCRC - MRO Championships 2021 - Rnd 2 @ Snetterton 300

## Team Respro MRO 600 & DART Motorsport Clubman 600

### RACE 11 - CLASSIFICATION

POS	NO	CL	PIC NAME	ENTRY	LAPS	TIME	GAP	DIFF	MPH	BEST	ON
1	6		Conor WHEELER	Harris Yamaha - P W Gates	7	13:36.542			91.62	1:54.729	4
2	26		Adam HARTGROVE	Yamaha R6 -	7	13:40.811	4.269	4.269	91.14	1:55.685	5
3	73		Harry ROWLINGS	Triumph GP2 - Steve Jordan/BER racing	7	13:57.151	20.609	16.340	89.37	1:58.278	2
4	33		Phil ATKINSON	Yamaha R6 -	7	13:57.855	21.313	0.704	89.29	1:58.086	5
5	3		Connor THOMSON	Yamaha R6 - Utilligence/AH Performance	7	13:59.912	23.370	2.057	89.07	1:58.389	7
6	13		Doug EDMONDSON	Triumph Daytona - Stan Stephens Tuning	7	14:00.538	23.996	0.626	89.01	1:58.270	6
7	188		Dawid KRAWIECKI	Yamaha R6 - Code Blue LTD & D A East Electrical	7	14:03.450	26.908	2.912	88.70	1:58.605	2
8	36		Harry FOWLE	Triumph Daytona - HF Refinishing/ ELP Racing	7	14:05.968	29.426	2.518	88.43	1:59.383	3
9	715		Kayla BARRINGTON	Yamaha R6 - Slipscreens TKB racing	7	14:16.761	40.219	10.793	87.32	2:00.809	6
10	111		Ryan FOLKES	Triumph Daytona - Carl Harrison Motorcyle Services	7	14:18.724	42.182	1.963	87.12	2:00.891	6
11	818	C	Alex BARKER	Yamaha R6 - Barker Woodrow LTD	7	14:27.687	51.145	8.963	86.22	2:01.728	6
12	12		Cedric BLOCH	Kawasaki ZX6R - Brigit's Group & SDC Performance	7	14:27.903	51.361	0.216	86.20	2:00.911	3
13	7	C	Tom BENSTED	Triumph 675 - Significant Debt Racing	7	14:28.337	51.795	0.434	86.16	2:01.953	6
14	2		Andrew GILL	Kawasaki ZX6R -	7	14:29.107	52.565	0.770	86.08	2:00.899	3
15	100	C	Craig HOWTON	Kawasaki ZX6R - ME	7	14:30.283	53.741	1.176	85.96	2:02.465	7
16	321		Martin MORRIS	Kawasaki ZX6R - Morris Racing, Obsession Enginee	7	14:30.725	54.183	0.442	85.92	2:02.305	6
17	95		Grant ROBERTSON	Kawasaki ZX6R -	7	14:34.806	58.264	4.081	85.52	2:03.403	2
18	96	C	Ross BANHAM	Honda CBR600 - Hutfields of Botley	7	14:45.962	1:09.420	11.156	84.44	2:04.039	3
19	132	C	Mitchell GILBERT	Suzuki GSXR 600 - The Asap Group	7	14:46.819	1:10.277	0.857	84.36	2:04.754	6
20	131		Jake CAMPBELL	Kawasaki ZX6R -	7	14:47.522	1:10.980	0.703	84.29	2:03.908	3
21	192	C	Daniel MOFFA	Kawasaki ZX6R - DM Racing	7	14:51.736	1:15.194	4.214	83.89	2:05.124	7
22	23		Austin WREN	Triumph Daytona - DWAI Racing	7	14:52.174	1:15.632	0.438	83.85	2:05.227	6
23	43	C	Daniel SALES	Yamaha R6 - Team Freddie, Ron & Frankie	7	14:52.981	1:16.439	0.807	83.78	2:04.941	7
24	373		Robert PRICE	Suzuki GSXR -	7	15:08.313	1:31.771	15.332	82.36	2:07.833	6
25	8	C	Dave SAUNDERS	Honda CBR600 - ETR Building & Civil Engineering L	7	15:11.677	1:35.135	3.364	82.06	2:08.003	6
26	117	C	Benjamin STONARD	Yamaha R6 -	6	13:42.474	1 Lap	1 Lap	77.97	2:13.876	3
27	144	C	Nick CRONIN	Yamaha R6 -	6	13:43.006	1 Lap	0.532	77.91	2:14.139	3
28	70	C	Sean HALL	Yamaha R6 - S and Y Ceramics	6	13:44.304	1 Lap	1.298	77.79	2:14.921	5
29	155		Eliot SMITH	Honda CBR600RRR - Pro-Moto Europe Ltd	6	14:30.165	1 Lap	45.861	73.69	2:22.718	5

#### NOT CLASSIFIED

DNF	55		Louis VALLELEY	Yamaha R6 - Team V	6	11:44.034	1 Lap		91.08	1:55.940	3
DNF	86		Owen JENNER	Yamaha 636 - J B Motorcycles	6	11:44.115	1 Lap	0.081	91.07	1:55.671	5
DNF	37	C	Alexander LATHAM	Triumph Daytona - BR-8 / McCrash Racing	6	12:27.195	1 Lap	43.080	85.82	2:02.304	6
DNF	9		Glenn WALSH	Yamaha R6 - Walters Medical	3	6:00.748	4 Laps	3 Laps	88.88	1:57.668	2
DNF	99		Michael SIMMONS	Yamaha R6 - Westcountry Windings	3	6:24.094	4 Laps	23.346	83.48	2:04.852	2
DNF	991	C	Marc CUNNINGHAM	Yamaha R6 -	0						

#### FASTEST LAP

6	Conor WHEELER	Harris Yamaha - P W Gates	4	1:54.729	93.15 mph	149.92 kph
818 C	Alex BARKER	Yamaha R6 - Barker Woodrow LTD	6	2:01.728	87.80 mph	141.30 kph

Class - 92.5% of Race Speed = 84.74 mph  
 Class C - 92.5% of Race Speed = 79.75 mph

Snetterton 300: 2.9689 miles  
 Race Distance: 7 Laps / 20.78 miles  
 Start: 14:06 Flag 14:19 End: 14:21

Weather / Track : Sunny / Dry

These results are provisional until the conclusion of any judicial and technical matters.

Clerk Of Course :	Stewards :	Timekeeper : Craig Smith
-------------------	------------	--------------------------

Results can be found at [www.tsl-timing.com](http://www.tsl-timing.com)

Printed - 14:22 Sunday, 30 May 2021





# BMCRC - MRO Championships 2021 - Rnd 2 @ Snetterton 300

## Team Respro MRO 600 & DART Motorsport Clubman 600

### RACE 11 - LAP CHART

#### LAP 1 @ 14:08:19.273

NO	BEHIND	LAP TIME
6		2:01.578
86	1.174	2:02.752
55	1.326	2:02.904
26	1.557	2:03.135
73	2.285	2:03.863
9	2.576	2:04.154
188	2.889	2:04.467
3	4.070	2:05.648
13	4.626	2:06.204
33	4.765	2:06.343
36	5.096	2:06.674
715	6.250	2:07.828
111	6.958	2:08.536
95	8.294	2:09.872
7	9.163	2:10.741
37	9.391	2:10.969
100	9.467	2:11.045
818	10.161	2:11.739
321	10.962	2:12.540
99	12.516	2:14.094
132	12.710	2:14.288
23	12.993	2:14.571
96	13.326	2:14.904
12	13.416	2:14.994
2	13.479	2:15.057
192	14.383	2:15.961
131	14.437	2:16.015
43	16.025	2:17.603
373	17.915	2:19.493
8	18.737	2:20.315
117	21.883	2:23.461
144	22.387	2:23.965
70	24.385	2:25.963
155	31.757	2:33.335

#### LAP 2 @ 14:10:14.948

NO	BEHIND	LAP TIME
6		1:55.675
86	1.769	1:56.270
55	2.018	1:56.367
26	2.128	1:56.246
9	4.569	1:57.668
73	4.888	1:58.278
188	5.819	1:58.605
33	8.369	1:59.279
3	8.424	2:00.029
13	8.940	1:59.989
36	9.497	2:00.076
715	11.717	2:01.142
111	12.335	2:01.052
95	16.022	2:03.403
7	16.023	2:02.535
37	16.514	2:02.798
100	16.903	2:03.111
818	17.968	2:03.482
321	18.622	2:03.335
12	20.383	2:02.642
2	21.104	2:03.300
99	21.693	2:04.852
132	23.464	2:06.429
96	23.778	2:06.127
131	24.429	2:05.667

192	24.745	2:06.037
23	25.052	2:07.734
43	25.513	2:05.163
373	30.995	2:08.755
8	31.982	2:08.920
117	41.099	2:14.891
144	41.791	2:15.079
70	44.025	2:15.315
155	59.788	2:23.706

#### LAP 3 @ 14:12:09.843

NO	BEHIND	LAP TIME
6		1:54.895
55	3.063	1:55.940
86	3.341	1:56.467
26	3.594	1:56.361
9	8.600	1:58.926
73	8.726	1:58.733
188	10.296	1:59.372
33	11.865	1:58.391
3	12.290	1:58.761
13	13.391	1:59.346
36	13.985	1:59.383
715	18.346	2:01.524
111	19.253	2:01.813
7	23.873	2:02.745
37	24.236	2:02.617
100	24.731	2:02.723
95	25.690	2:04.563
818	26.039	2:02.966
321	26.373	2:02.646
12	26.399	2:00.911
2	27.108	2:00.899
99	31.946	2:05.148
96	32.922	2:04.039
131	33.442	2:03.908
132	34.354	2:05.785
192	35.340	2:05.490
43	35.989	2:05.371
23	36.268	2:06.111
373	44.080	2:07.980
8	45.331	2:08.244
117	1:00.080	2:13.876
144	1:01.035	2:14.139
70	1:05.246	2:16.116
155	1:27.978	2:23.085

#### LAP 4 @ 14:14:04.572

NO	BEHIND	LAP TIME
6		1:54.729
55	4.387	1:56.053
86	5.050	1:56.438
26	5.218	1:56.353
73	12.981	1:58.984
33	15.961	1:58.825
188	16.214	2:00.647
3	16.747	1:59.186
13	17.644	1:58.982
36	18.962	1:59.706
715	25.890	2:02.273
111	26.441	2:01.917
7	33.512	2:04.368
37	33.637	2:04.130
100	33.767	2:03.765

818	34.109	2:02.799
12	34.213	2:02.543
95	34.937	2:03.976
2	35.096	2:02.717
321	35.408	2:03.764
96	44.463	2:06.270
131	45.055	2:06.342
132	45.124	2:05.499
192	48.194	2:07.583
43	48.773	2:07.513
23	49.068	2:07.529
373	57.267	2:07.916
8	59.700	2:09.098
117	1:21.256	2:15.905
144	1:21.734	2:15.428
70	1:26.737	2:16.220

#### LAP 5 @ 14:16:00.400

NO	BEHIND	LAP TIME
6		1:55.828
155	1 Lap	2:23.284
55	4.644	1:56.085
86	4.893	1:55.671
26	5.075	1:55.685
73	15.598	1:58.445
33	18.219	1:58.086
188	19.410	1:59.024
3	19.754	1:58.835
13	20.217	1:58.401
36	22.605	1:59.471
715	31.524	2:01.462
111	31.862	2:01.249
7	41.325	2:03.641
818	41.416	2:03.135
12	41.674	2:03.289
37	42.186	2:04.377
2	42.347	2:03.079
100	42.407	2:04.468
95	43.069	2:03.960
321	43.311	2:03.731
96	53.741	2:05.106
132	54.205	2:04.909
131	54.496	2:05.269
192	58.582	2:06.216
23	58.984	2:05.744
43	59.425	2:06.480
373	1:09.929	2:08.490
8	1:12.820	2:08.948
117	1:42.624	2:17.196
144	1:43.518	2:17.612
70	1:45.830	2:14.921

#### LAP 6 @ 14:17:55.886

NO	BEHIND	LAP TIME
6		1:55.486
26	5.639	1:56.050
55	5.843	1:56.685
86	5.924	1:56.517
73	19.504	1:59.392
33	21.443	1:58.710
13	23.001	1:58.270
3	23.332	1:59.064
188	23.907	1:59.983
36	27.685	2:00.566

155	1 Lap	2:22.718
715	36.847	2:00.809
111	37.267	2:00.891
818	47.658	2:01.728
7	47.792	2:01.953
12	48.183	2:01.995
2	48.657	2:01.796
37	49.004	2:02.304
100	49.627	2:02.706
321	50.130	2:02.305
95	51.496	2:03.913
96	1:02.883	2:04.628
132	1:03.473	2:04.754
131	1:03.806	2:04.796
192	1:08.421	2:05.325
23	1:08.725	2:05.227
43	1:09.849	2:05.910
373	1:22.276	2:07.833
8	1:25.337	2:08.003

#### LAP 7 @ 14:19:54.237

NO	BEHIND	LAP TIME
6		1:58.351
26	4.269	1:56.981
117	1 Lap	2:17.145
144	1 Lap	2:16.783
70	1 Lap	2:15.769
73	20.609	1:59.456
33	21.313	1:58.221
3	23.370	1:58.389
13	23.996	1:59.346
188	26.908	2:01.352
36	29.426	2:00.092
715	40.219	2:01.723
111	42.182	2:03.266
818	51.145	2:01.838
12	51.361	2:01.529
7	51.795	2:02.354
2	52.565	2:02.259
155	1 Lap	2:24.037
100	53.741	2:02.465
321	54.183	2:02.404
95	58.264	2:05.119
96	1:09.420	2:04.888
132	1:10.277	2:05.155
131	1:10.980	2:05.525
192	1:15.194	2:05.124
23	1:15.632	2:05.258
43	1:16.439	2:04.941
373	1:31.771	2:07.846
8	1:35.135	2:08.149

Weather / Track : Sunny / Dry

Snetterton 300  
Circuit Length = 2.9689 miles  
Start: 14:06 Flag 14:19 End: 14:21

# BMCRC - MRO Championships 2021 - Rnd 2 @ Snetterton 300

Team Respro MRO 600 & DART Motorsport Clubman 600

## RACE 11 - SECTOR ANALYSIS



SECTOR 1 = FL to I1, SECTOR 2 = I1 to FL, DIFF = Difference To Personal Best Lap, P = Crossed Finish Line in Pit Lane, D = Time Disallowed

P1 6		Conor WHEELER		Harris Yamaha - P W Gates		
IDEAL LAP TIME : 1:54.729		BEST LAP TIME : 1:54.729		DIFFERENCE : 0.000		
LAP	SECTOR 1	SECTOR 2	LAP TIME	MPH	DIFF	TIME OF DAY
1 -		38.507	2:01.578	87.91	6.849	14:08:19.273
2 -	1:17.256	38.419	1:55.675	92.39	0.946	14:10:14.948
3 -	1:16.703	38.192	1:54.895 (2)	93.02	0.166	14:12:09.843
4 -	<b>1:16.589</b>	<b>38.140</b>	<b>1:54.729 (1)</b>	<b>93.15</b>		<b>14:14:04.572</b>
5 -	1:16.889	38.939	1:55.828	92.27	1.099	14:16:00.400
6 -	1:17.097	38.389	1:55.486 (3)	92.54	0.757	14:17:55.886
7 -	1:19.353	38.998	1:58.351	90.30	3.622	14:19:54.237

P2 26		Adam HARTGROVE		Yamaha R6 -		
IDEAL LAP TIME : 1:55.598		BEST LAP TIME : 1:55.685		DIFFERENCE : 0.087		
LAP	SECTOR 1	SECTOR 2	LAP TIME	MPH	DIFF	TIME OF DAY
1 -		39.267	2:03.135	86.79	7.450	14:08:20.830
2 -	1:17.510	38.736	1:56.246 (3)	91.94	0.561	14:10:17.076
3 -	1:17.746	38.615	1:56.361	91.85	0.676	14:12:13.437
4 -	1:17.578	38.775	1:56.353	91.85	0.668	14:14:09.790
5 -	1:17.393	<b>38.292</b>	<b>1:55.685 (1)</b>	<b>92.38</b>		<b>14:16:05.475</b>
6 -	<b>1:17.306</b>	38.744	1:56.050 (2)	92.09	0.365	14:18:01.525
7 -	1:17.814	39.167	1:56.981	91.36	1.296	14:19:58.506

P3 73		Harry ROWLINGS		Triumph GP2 - Steve Jordan/BER racing		
IDEAL LAP TIME : 1:58.052		BEST LAP TIME : 1:58.278		DIFFERENCE : 0.226		
LAP	SECTOR 1	SECTOR 2	LAP TIME	MPH	DIFF	TIME OF DAY
1 -		39.417	2:03.863	86.28	5.585	14:08:21.558
2 -	1:19.106	<b>39.172</b>	<b>1:58.278 (1)</b>	<b>90.36</b>		<b>14:10:19.836</b>
3 -	1:19.098	39.635	1:58.733 (3)	90.01	0.455	14:12:18.569
4 -	1:19.694	39.290	1:58.984	89.82	0.706	14:14:17.553
5 -	<b>1:18.880</b>	39.565	1:58.445 (2)	90.23	0.167	14:16:15.998
6 -	1:19.712	39.680	1:59.392	89.52	1.114	14:18:15.390
7 -	1:19.859	39.597	1:59.456	89.47	1.178	14:20:14.846

P4 33		Phil ATKINSON		Yamaha R6 -		
IDEAL LAP TIME : 1:58.007		BEST LAP TIME : 1:58.086		DIFFERENCE : 0.079		
LAP	SECTOR 1	SECTOR 2	LAP TIME	MPH	DIFF	TIME OF DAY
1 -		39.541	2:06.343	84.59	8.257	14:08:24.038
2 -	1:19.826	39.453	1:59.279	89.60	1.193	14:10:23.317
3 -	1:19.003	39.388	1:58.391 (3)	90.27	0.305	14:12:21.708
4 -	1:19.140	39.685	1:58.825	89.94	0.739	14:14:20.533
5 -	<b>1:18.883</b>	39.203	<b>1:58.086 (1)</b>	<b>90.51</b>		<b>14:16:18.619</b>
6 -	1:19.154	39.556	1:58.710	90.03	0.624	14:18:17.329
7 -	1:19.097	<b>39.124</b>	1:58.221 (2)	90.40	0.135	14:20:15.550

P5 3		Connor THOMSON		Yamaha R6 - Utilligence/AH Performance		
IDEAL LAP TIME : 1:58.389		BEST LAP TIME : 1:58.389		DIFFERENCE : 0.000		
LAP	SECTOR 1	SECTOR 2	LAP TIME	MPH	DIFF	TIME OF DAY
1 -		39.594	2:05.648	85.06	7.259	14:08:23.343
2 -	1:20.143	39.886	2:00.029	89.04	1.640	14:10:23.372
3 -	1:19.248	39.513	1:58.761 (2)	89.99	0.372	14:12:22.133
4 -	1:19.536	39.650	1:59.186	89.67	0.797	14:14:21.319
5 -	1:19.171	39.664	1:58.835 (3)	89.94	0.446	14:16:20.154
6 -	1:19.062	40.002	1:59.064	89.76	0.675	14:18:19.218
7 -	<b>1:18.977</b>	<b>39.412</b>	<b>1:58.389 (1)</b>	<b>90.27</b>		<b>14:20:17.607</b>

Weather / Track : Sunny / Dry

Snetterton 300  
Circuit Length = 2.9689 miles  
Start: 14:06 Flag 14:19 End: 14:21

# BMCRC - MRO Championships 2021 - Rnd 2 @ Snetterton 300

## Team Respro MRO 600 & DART Motorsport Clubman 600

### RACE 11 - SECTOR ANALYSIS



SECTOR 1 = FL to I1, SECTOR 2 = I1 to FL, DIFF = Difference To Personal Best Lap, P = Crossed Finish Line in Pit Lane, D = Time Disallowed

<b>P6 13</b>		<b>Doug EDMONDSON</b>		Triumph Daytona - Stan Stephens Tuning		
IDEAL LAP TIME : 1:58.080		BEST LAP TIME : 1:58.270		DIFFERENCE : 0.190		
LAP	SECTOR 1	SECTOR 2	LAP TIME	MPH	DIFF	TIME OF DAY
1 -		39.938	2:06.204	84.68	7.934	14:08:23.899
2 -	1:19.868	40.121	1:59.989	89.07	1.719	14:10:23.888
3 -	1:19.481	39.865	1:59.346	89.55	1.076	14:12:23.234
4 -	1:19.354	39.628	1:58.982 (3)	89.82	0.712	14:14:22.216
5 -	1:18.933	<b>39.468</b>	1:58.401 (2)	90.27	0.131	14:16:20.617
6 -	<b>1:18.612</b>	39.658	<b>1:58.270 (1)</b>	<b>90.37</b>		<b>14:18:18.887</b>
7 -	1:19.792	39.554	1:59.346	89.55	1.076	14:20:18.233

<b>P7 188</b>		<b>Dawid KRAWIECKI</b>		Yamaha R6 - Code Blue LTD & D A East Electrical		
IDEAL LAP TIME : 1:58.560		BEST LAP TIME : 1:58.605		DIFFERENCE : 0.045		
LAP	SECTOR 1	SECTOR 2	LAP TIME	MPH	DIFF	TIME OF DAY
1 -		<b>39.480</b>	2:04.467	85.87	5.862	14:08:22.162
2 -	<b>1:19.080</b>	39.525	<b>1:58.605 (1)</b>	<b>90.11</b>		<b>14:10:20.767</b>
3 -	1:19.386	39.986	1:59.372 (3)	89.53	0.767	14:12:20.139
4 -	1:20.570	40.077	2:00.647	88.58	2.042	14:14:20.786
5 -	1:19.330	39.694	1:59.024 (2)	89.79	0.419	14:16:19.810
6 -	1:20.260	39.723	1:59.983	89.07	1.378	14:18:19.793
7 -	1:20.817	40.535	2:01.352	88.07	2.747	14:20:21.145

<b>P8 36</b>		<b>Harry FOWLE</b>		Triumph Daytona - HF Refinishing/ ELP Racing		
IDEAL LAP TIME : 1:59.383		BEST LAP TIME : 1:59.383		DIFFERENCE : 0.000		
LAP	SECTOR 1	SECTOR 2	LAP TIME	MPH	DIFF	TIME OF DAY
1 -		39.874	2:06.674	84.37	7.291	14:08:24.369
2 -	1:20.088	39.988	2:00.076	89.01	0.693	14:10:24.445
3 -	<b>1:19.692</b>	<b>39.691</b>	<b>1:59.383 (1)</b>	<b>89.52</b>		<b>14:12:23.828</b>
4 -	1:19.895	39.811	1:59.706 (3)	89.28	0.323	14:14:23.534
5 -	1:19.735	39.736	1:59.471 (2)	89.46	0.088	14:16:23.005
6 -	1:20.529	40.037	2:00.566	88.64	1.183	14:18:23.571
7 -	1:20.053	40.039	2:00.092	88.99	0.709	14:20:23.663

<b>P9 715</b>		<b>Kayla BARRINGTON</b>		Yamaha R6 - Slipscreens TKB racing		
IDEAL LAP TIME : 2:00.461		BEST LAP TIME : 2:00.809		DIFFERENCE : 0.348		
LAP	SECTOR 1	SECTOR 2	LAP TIME	MPH	DIFF	TIME OF DAY
1 -		<b>40.082</b>	2:07.828	83.61	7.019	14:08:25.523
2 -	1:20.730	40.412	2:01.142 (2)	88.22	0.333	14:10:26.665
3 -	1:21.079	40.445	2:01.524	87.95	0.715	14:12:28.189
4 -	1:21.500	40.773	2:02.273	87.41	1.464	14:14:30.462
5 -	1:20.950	40.512	2:01.462 (3)	87.99	0.653	14:16:31.924
6 -	<b>1:20.379</b>	40.430	<b>2:00.809 (1)</b>	<b>88.47</b>		<b>14:18:32.733</b>
7 -	1:21.217	40.506	2:01.723	87.80	0.914	14:20:34.456

<b>P10 111</b>		<b>Ryan FOLKES</b>		Triumph Daytona - Carl Harrison Motorcycle Services		
IDEAL LAP TIME : 2:00.891		BEST LAP TIME : 2:00.891		DIFFERENCE : 0.000		
LAP	SECTOR 1	SECTOR 2	LAP TIME	MPH	DIFF	TIME OF DAY
1 -		40.299	2:08.536	83.15	7.645	14:08:26.231
2 -	1:20.713	40.339	2:01.052 (2)	88.29	0.161	14:10:27.283
3 -	1:21.112	40.701	2:01.813	87.74	0.922	14:12:29.096
4 -	1:21.638	40.279	2:01.917	87.66	1.026	14:14:31.013
5 -	1:20.991	40.258	2:01.249 (3)	88.14	0.358	14:16:32.262
6 -	<b>1:20.649</b>	<b>40.242</b>	<b>2:00.891 (1)</b>	<b>88.41</b>		<b>14:18:33.153</b>
7 -	1:22.383	40.883	2:03.266	86.70	2.375	14:20:36.419

Weather / Track : Sunny / Dry

Snetterton 300  
Circuit Length = 2.9689 miles  
Start: 14:06 Flag 14:19 End: 14:21

# BMCRC - MRO Championships 2021 - Rnd 2 @ Snetterton 300

## Team Respro MRO 600 & DART Motorsport Clubman 600

### RACE 11 - SECTOR ANALYSIS



SECTOR 1 = FL to I1, SECTOR 2 = I1 to FL, DIFF = Difference To Personal Best Lap, P = Crossed Finish Line in Pit Lane, D = Time Disallowed

P11 818 C		Alex BARKER		Yamaha R6 - Barker Woodrow LTD		
IDEAL LAP TIME : 2:01.728		BEST LAP TIME : 2:01.728		DIFFERENCE : 0.000		
LAP	SECTOR 1	SECTOR 2	LAP TIME	MPH	DIFF	TIME OF DAY
1 -		41.079	2:11.739	81.13	10.011	14:08:29.434
2 -	1:22.372	41.110	2:03.482	86.55	1.754	14:10:32.916
3 -	1:21.854	41.112	2:02.966	86.91	1.238	14:12:35.882
4 -	1:21.557	41.242	2:02.799 (3)	87.03	1.071	14:14:38.681
5 -	1:22.100	41.035	2:03.135	86.79	1.407	14:16:41.816
6 -	<b>1:20.974</b>	<b>40.754</b>	<b>2:01.728 (1)</b>	<b>87.80</b>		<b>14:18:43.544</b>
7 -	1:20.984	40.854	2:01.838 (2)	87.72	0.110	14:20:45.382

P12 12		Cedric BLOCH		Kawasaki ZX6R - Brigit's Group & SDC Performance		
IDEAL LAP TIME : 2:00.911		BEST LAP TIME : 2:00.911		DIFFERENCE : 0.000		
LAP	SECTOR 1	SECTOR 2	LAP TIME	MPH	DIFF	TIME OF DAY
1 -		41.645	2:14.994	79.17	14.083	14:08:32.689
2 -	1:21.923	40.719	2:02.642	87.14	1.731	14:10:35.331
3 -	<b>1:20.335</b>	<b>40.576</b>	<b>2:00.911 (1)</b>	<b>88.39</b>		<b>14:12:36.242</b>
4 -	1:21.369	41.174	2:02.543	87.21	1.632	14:14:38.785
5 -	1:22.288	41.001	2:03.289	86.69	2.378	14:16:42.074
6 -	1:21.162	40.833	2:01.995 (3)	87.61	1.084	14:18:44.069
7 -	1:20.884	40.645	2:01.529 (2)	87.94	0.618	14:20:45.598

P13 7 C		Tom BENSTED		Triumph 675 - Significant Debt Racing		
IDEAL LAP TIME : 2:01.748		BEST LAP TIME : 2:01.953		DIFFERENCE : 0.205		
LAP	SECTOR 1	SECTOR 2	LAP TIME	MPH	DIFF	TIME OF DAY
1 -		40.785	2:10.741	81.74	8.788	14:08:28.436
2 -	1:21.867	40.668	2:02.535 (3)	87.22	0.582	14:10:30.971
3 -	1:21.938	40.807	2:02.745	87.07	0.792	14:12:33.716
4 -	1:23.122	41.246	2:04.368	85.93	2.415	14:14:38.084
5 -	1:22.285	41.356	2:03.641	86.44	1.688	14:16:41.725
6 -	1:21.393	<b>40.560</b>	<b>2:01.953 (1)</b>	<b>87.64</b>		<b>14:18:43.678</b>
7 -	<b>1:21.188</b>	41.166	2:02.354 (2)	87.35	0.401	14:20:46.032

P14 2		Andrew GILL		Kawasaki ZX6R -		
IDEAL LAP TIME : 2:00.899		BEST LAP TIME : 2:00.899		DIFFERENCE : 0.000		
LAP	SECTOR 1	SECTOR 2	LAP TIME	MPH	DIFF	TIME OF DAY
1 -		42.000	2:15.057	79.13	14.158	14:08:32.752
2 -	1:22.337	40.963	2:03.300	86.68	2.401	14:10:36.052
3 -	<b>1:20.575</b>	<b>40.324</b>	<b>2:00.899 (1)</b>	<b>88.40</b>		<b>14:12:36.951</b>
4 -	1:21.541	41.176	2:02.717	87.09	1.818	14:14:39.668
5 -	1:21.616	41.463	2:03.079	86.83	2.180	14:16:42.747
6 -	1:20.898	40.898	2:01.796 (2)	87.75	0.897	14:18:44.543
7 -	1:21.276	40.983	2:02.259 (3)	87.42	1.360	14:20:46.802

P15 100 C		Craig HOWTON		Kawasaki ZX6R - ME		
IDEAL LAP TIME : 2:02.000		BEST LAP TIME : 2:02.465		DIFFERENCE : 0.465		
LAP	SECTOR 1	SECTOR 2	LAP TIME	MPH	DIFF	TIME OF DAY
1 -		40.939	2:11.045	81.56	8.580	14:08:28.740
2 -	1:22.497	40.614	2:03.111	86.81	0.646	14:10:31.851
3 -	1:22.277	<b>40.446</b>	2:02.723 (3)	87.09	0.258	14:12:34.574
4 -	1:22.646	41.119	2:03.765	86.35	1.300	14:14:38.339
5 -	1:22.572	41.896	2:04.468	85.87	2.003	14:16:42.807
6 -	1:22.120	40.586	2:02.706 (2)	87.10	0.241	14:18:45.513
7 -	<b>1:21.554</b>	40.911	<b>2:02.465 (1)</b>	<b>87.27</b>		<b>14:20:47.978</b>

Weather / Track : Sunny / Dry

Snetterton 300  
Circuit Length = 2.9689 miles  
Start: 14:06 Flag 14:19 End: 14:21

# BMCRC - MRO Championships 2021 - Rnd 2 @ Snetterton 300

## Team Respro MRO 600 & DART Motorsport Clubman 600

### RACE 11 - SECTOR ANALYSIS



SECTOR 1 = FL to I1, SECTOR 2 = I1 to FL, DIFF = Difference To Personal Best Lap, P = Crossed Finish Line in Pit Lane, D = Time Disallowed

P16 321		Martin MORRIS		Kawasaki ZX6R - Morris Racing, Obsession Engineering		
IDEAL LAP TIME : 2:02.035		BEST LAP TIME : 2:02.305		DIFFERENCE : 0.270		
LAP	SECTOR 1	SECTOR 2	LAP TIME	MPH	DIFF	TIME OF DAY
1 -		41.233	2:12.540	80.64	10.235	14:08:30.235
2 -	1:21.732	41.603	2:03.335	86.65	1.030	14:10:33.570
3 -	1:21.510	41.136	2:02.646 (3)	87.14	0.341	14:12:36.216
4 -	1:22.020	41.744	2:03.764	86.35	1.459	14:14:39.980
5 -	1:22.878	40.853	2:03.731	86.38	1.426	14:16:43.711
6 -	1:21.634	<b>40.671</b>	<b>2:02.305 (1)</b>	<b>87.38</b>		<b>14:18:46.016</b>
7 -	<b>1:21.364</b>	41.040	2:02.404 (2)	87.31	0.099	14:20:48.420

P17 95		Grant ROBERTSON		Kawasaki ZX6R -		
IDEAL LAP TIME : 2:03.032		BEST LAP TIME : 2:03.403		DIFFERENCE : 0.371		
LAP	SECTOR 1	SECTOR 2	LAP TIME	MPH	DIFF	TIME OF DAY
1 -		<b>40.718</b>	2:09.872	82.29	6.469	14:08:27.567
2 -	<b>1:22.314</b>	41.089	<b>2:03.403 (1)</b>	<b>86.61</b>		<b>14:10:30.970</b>
3 -	1:23.260	41.303	2:04.563	85.80	1.160	14:12:35.533
4 -	1:22.712	41.264	2:03.976	86.21	0.573	14:14:39.509
5 -	1:22.718	41.242	2:03.960 (3)	86.22	0.557	14:16:43.469
6 -	1:22.484	41.429	2:03.913 (2)	86.25	0.510	14:18:47.382
7 -	1:23.111	42.008	2:05.119	85.42	1.716	14:20:52.501

P18 96 C		Ross BANHAM		Honda CBR600 - Hutfields of Botley		
IDEAL LAP TIME : 2:04.039		BEST LAP TIME : 2:04.039		DIFFERENCE : 0.000		
LAP	SECTOR 1	SECTOR 2	LAP TIME	MPH	DIFF	TIME OF DAY
1 -		42.335	2:14.904	79.22	10.865	14:08:32.599
2 -	1:24.136	41.991	2:06.127	84.74	2.088	14:10:38.726
3 -	<b>1:22.497</b>	<b>41.542</b>	<b>2:04.039 (1)</b>	<b>86.16</b>		<b>14:12:42.765</b>
4 -	1:24.354	41.916	2:06.270	84.64	2.231	14:14:49.035
5 -	1:23.119	41.987	2:05.106	85.43	1.067	14:16:54.141
6 -	1:22.825	41.803	2:04.628 (2)	85.75	0.589	14:18:58.769
7 -	1:22.982	41.906	2:04.888 (3)	85.58	0.849	14:21:03.657

P19 132 C		Mitchell GILBERT		Suzuki GSXR 600 - The Asap Group		
IDEAL LAP TIME : 2:04.399		BEST LAP TIME : 2:04.754		DIFFERENCE : 0.355		
LAP	SECTOR 1	SECTOR 2	LAP TIME	MPH	DIFF	TIME OF DAY
1 -		42.507	2:14.288	79.59	9.534	14:08:31.983
2 -	1:24.566	41.863	2:06.429	84.53	1.675	14:10:38.412
3 -	1:23.484	42.301	2:05.785	84.97	1.031	14:12:44.197
4 -	1:23.499	42.000	2:05.499	85.16	0.745	14:14:49.696
5 -	1:23.255	41.654	2:04.909 (2)	85.56	0.155	14:16:54.605
6 -	<b>1:22.910</b>	41.844	<b>2:04.754 (1)</b>	<b>85.67</b>		<b>14:18:59.359</b>
7 -	1:23.666	<b>41.489</b>	2:05.155 (3)	85.39	0.401	14:21:04.514

P20 131		Jake CAMPBELL		Kawasaki ZX6R -		
IDEAL LAP TIME : 2:03.908		BEST LAP TIME : 2:03.908		DIFFERENCE : 0.000		
LAP	SECTOR 1	SECTOR 2	LAP TIME	MPH	DIFF	TIME OF DAY
1 -		43.350	2:16.015	78.57	12.107	14:08:33.710
2 -	1:23.454	42.213	2:05.667	85.05	1.759	14:10:39.377
3 -	<b>1:22.490</b>	<b>41.418</b>	<b>2:03.908 (1)</b>	<b>86.25</b>		<b>14:12:43.285</b>
4 -	1:24.125	42.217	2:06.342	84.59	2.434	14:14:49.627
5 -	1:23.596	41.673	2:05.269 (3)	85.32	1.361	14:16:54.896
6 -	1:23.090	41.706	2:04.796 (2)	85.64	0.888	14:18:59.692
7 -	1:23.786	41.739	2:05.525	85.14	1.617	14:21:05.217

Weather / Track : Sunny / Dry

Snetterton 300  
Circuit Length = 2.9689 miles  
Start: 14:06 Flag 14:19 End: 14:21

# BMCRC - MRO Championships 2021 - Rnd 2 @ Snetterton 300

Team Respro MRO 600 & DART Motorsport Clubman 600

## RACE 11 - SECTOR ANALYSIS



SECTOR 1 = FL to I1, SECTOR 2 = I1 to FL, DIFF = Difference To Personal Best Lap, P = Crossed Finish Line in Pit Lane, D = Time Disallowed

P21 192 C		Daniel MOFFA		Kawasaki ZX6R - DM Racing			
IDEAL LAP TIME : 2:04.939		BEST LAP TIME : 2:05.124		DIFFERENCE : 0.185			
LAP	SECTOR 1	SECTOR 2	LAP TIME	MPH	DIFF	TIME OF DAY	
1 -		42.945	2:15.961	78.61	10.837	14:08:33.656	
2 -	1:24.147	41.890	2:06.037	84.80	0.913	14:10:39.693	
3 -	1:23.547	41.943	2:05.490 (3)	85.17	0.366	14:12:45.183	
4 -	1:25.187	42.396	2:07.583	83.77	2.459	14:14:52.766	
5 -	1:24.061	42.155	2:06.216	84.68	1.092	14:16:58.982	
6 -	<b>1:23.126</b>	42.199	2:05.325 (2)	85.28	0.201	14:19:04.307	
7 -	1:23.311	<b>41.813</b>	<b>2:05.124 (1)</b>	<b>85.41</b>		<b>14:21:09.431</b>	

P22 23		Austin WREN		Triumph Daytona - DWAI Racing			
IDEAL LAP TIME : 2:05.100		BEST LAP TIME : 2:05.227		DIFFERENCE : 0.127			
LAP	SECTOR 1	SECTOR 2	LAP TIME	MPH	DIFF	TIME OF DAY	
1 -		41.951	2:14.571	79.42	9.344	14:08:32.266	
2 -	1:24.541	43.193	2:07.734	83.67	2.507	14:10:40.000	
3 -	1:24.238	41.873	2:06.111	84.75	0.884	14:12:46.111	
4 -	1:24.937	42.592	2:07.529	83.80	2.302	14:14:53.640	
5 -	1:23.752	41.992	2:05.744 (3)	84.99	0.517	14:16:59.384	
6 -	<b>1:23.283</b>	41.944	<b>2:05.227 (1)</b>	<b>85.34</b>		<b>14:19:04.611</b>	
7 -	1:23.441	<b>41.817</b>	2:05.258 (2)	85.32	0.031	14:21:09.869	

P23 43 C		Daniel SALES		Yamaha R6 - Team Freddie, Ron & Frankie			
IDEAL LAP TIME : 2:04.896		BEST LAP TIME : 2:04.941		DIFFERENCE : 0.045			
LAP	SECTOR 1	SECTOR 2	LAP TIME	MPH	DIFF	TIME OF DAY	
1 -		42.224	2:17.603	77.67	12.662	14:08:35.298	
2 -	1:23.076	42.087	2:05.163 (2)	85.39	0.222	14:10:40.461	
3 -	1:23.289	<b>42.082</b>	2:05.371 (3)	85.25	0.430	14:12:45.832	
4 -	1:24.894	42.619	2:07.513	83.81	2.572	14:14:53.345	
5 -	1:23.869	42.611	2:06.480	84.50	1.539	14:16:59.825	
6 -	1:23.265	42.645	2:05.910	84.88	0.969	14:19:05.735	
7 -	<b>1:22.814</b>	42.127	<b>2:04.941 (1)</b>	<b>85.54</b>		<b>14:21:10.676</b>	

P24 373		Robert PRICE		Suzuki GSXR -			
IDEAL LAP TIME : 2:07.460		BEST LAP TIME : 2:07.833		DIFFERENCE : 0.373			
LAP	SECTOR 1	SECTOR 2	LAP TIME	MPH	DIFF	TIME OF DAY	
1 -		42.876	2:19.493	76.62	11.660	14:08:37.188	
2 -	1:26.189	42.566	2:08.755	83.01	0.922	14:10:45.943	
3 -	1:25.512	<b>42.468</b>	2:07.980	83.51	0.147	14:12:53.923	
4 -	<b>1:24.992</b>	42.924	2:07.916 (3)	83.55	0.083	14:15:01.839	
5 -	1:25.488	43.002	2:08.490	83.18	0.657	14:17:10.329	
6 -	1:25.132	42.701	<b>2:07.833 (1)</b>	<b>83.60</b>		<b>14:19:18.162</b>	
7 -	1:25.102	42.744	2:07.846 (2)	83.60	0.013	14:21:26.008	

P25 8 C		Dave SAUNDERS		Honda CBR600 - ETR Building & Civil Engineering Ltd			
IDEAL LAP TIME : 2:07.459		BEST LAP TIME : 2:08.003		DIFFERENCE : 0.544			
LAP	SECTOR 1	SECTOR 2	LAP TIME	MPH	DIFF	TIME OF DAY	
1 -		43.615	2:20.315	76.17	12.312	14:08:38.010	
2 -	1:26.016	42.904	2:08.920	82.90	0.917	14:10:46.930	
3 -	1:25.244	43.000	2:08.244 (3)	83.34	0.241	14:12:55.174	
4 -	1:25.351	43.747	2:09.098	82.79	1.095	14:15:04.272	
5 -	1:25.661	43.287	2:08.948	82.88	0.945	14:17:13.220	
6 -	<b>1:24.799</b>	43.204	<b>2:08.003 (1)</b>	<b>83.49</b>		<b>14:19:21.223</b>	
7 -	1:25.489	<b>42.660</b>	2:08.149 (2)	83.40	0.146	14:21:29.372	

Weather / Track : Sunny / Dry

Snetterton 300  
Circuit Length = 2.9689 miles  
Start: 14:06 Flag 14:19 End: 14:21

# BMCRC - MRO Championships 2021 - Rnd 2 @ Snetterton 300

Team Respro MRO 600 & DART Motorsport Clubman 600

## RACE 11 - SECTOR ANALYSIS



SECTOR 1 = FL to I1, SECTOR 2 = I1 to FL, DIFF = Difference To Personal Best Lap, P = Crossed Finish Line in Pit Lane, D = Time Disallowed

P26 117 C Benjamin STONARD		Yamaha R6 -				
IDEAL LAP TIME : 2:13.712		BEST LAP TIME : 2:13.876		DIFFERENCE : 0.164		
LAP	SECTOR 1	SECTOR 2	LAP TIME	MPH	DIFF	TIME OF DAY
1 -		<b>44.833</b>	2:23.461	74.50	9.585	14:08:41.156
2 -	1:29.295	45.596	2:14.891 (2)	79.23	1.015	14:10:56.047
3 -	<b>1:28.879</b>	44.997	<b>2:13.876 (1)</b>	<b>79.83</b>		<b>14:13:09.923</b>
4 -	1:30.204	45.701	2:15.905 (3)	78.64	2.029	14:15:25.828
5 -	1:31.066	46.130	2:17.196	77.90	3.320	14:17:43.024
6 -	1:30.903	46.242	2:17.145	77.93	3.269	14:20:00.169

P27 144 C Nick CRONIN		Yamaha R6 -				
IDEAL LAP TIME : 2:13.935		BEST LAP TIME : 2:14.139		DIFFERENCE : 0.204		
LAP	SECTOR 1	SECTOR 2	LAP TIME	MPH	DIFF	TIME OF DAY
1 -		<b>44.637</b>	2:23.965	74.24	9.826	14:08:41.660
2 -	1:29.545	45.534	2:15.079 (2)	79.12	0.940	14:10:56.739
3 -	<b>1:29.298</b>	44.841	<b>2:14.139 (1)</b>	<b>79.67</b>		<b>14:13:10.878</b>
4 -	1:29.976	45.452	2:15.428 (3)	78.92	1.289	14:15:26.306
5 -	1:31.094	46.518	2:17.612	77.66	3.473	14:17:43.918
6 -	1:31.227	45.556	2:16.783	78.13	2.644	14:20:00.701

P28 70 C Sean HALL		Yamaha R6 - S and Y Ceramics				
IDEAL LAP TIME : 2:14.771		BEST LAP TIME : 2:14.921		DIFFERENCE : 0.150		
LAP	SECTOR 1	SECTOR 2	LAP TIME	MPH	DIFF	TIME OF DAY
1 -		45.807	2:25.963	73.22	11.042	14:08:43.658
2 -	1:29.499	45.816	2:15.315 (2)	78.98	0.394	14:10:58.973
3 -	1:30.098	46.018	2:16.116	78.52	1.195	14:13:15.089
4 -	1:30.181	46.039	2:16.220	78.46	1.299	14:15:31.309
5 -	1:29.461	<b>45.460</b>	<b>2:14.921 (1)</b>	<b>79.21</b>		<b>14:17:46.230</b>
6 -	<b>1:29.311</b>	46.458	2:15.769 (3)	78.72	0.848	14:20:01.999

P29 155 Eliot SMITH		Honda CBR600RR - Pro-Moto Europe Ltd				
IDEAL LAP TIME : 2:22.504		BEST LAP TIME : 2:22.718		DIFFERENCE : 0.214		
LAP	SECTOR 1	SECTOR 2	LAP TIME	MPH	DIFF	TIME OF DAY
1 -		48.083	2:33.335	69.70	10.617	14:08:51.030
2 -	1:35.357	48.349	2:23.706	74.37	0.988	14:11:14.736
3 -	1:35.829	<b>47.256</b>	2:23.085 (2)	74.69	0.367	14:13:37.821
4 -	1:35.311	47.973	2:23.284 (3)	74.59	0.566	14:16:01.105
5 -	<b>1:35.248</b>	47.470	<b>2:22.718 (1)</b>	<b>74.88</b>		<b>14:18:23.823</b>
6 -	1:35.383	48.654	2:24.037	74.20	1.319	14:20:47.860

P30 55 Louis VALLELEY		Yamaha R6 - Team V				
IDEAL LAP TIME : 1:55.932		BEST LAP TIME : 1:55.940		DIFFERENCE : 0.008		
LAP	SECTOR 1	SECTOR 2	LAP TIME	MPH	DIFF	TIME OF DAY
1 -		39.189	2:02.904	86.96	6.964	14:08:20.599
2 -	1:17.565	38.802	1:56.367	91.84	0.427	14:10:16.966
3 -	<b>1:17.356</b>	38.584	<b>1:55.940 (1)</b>	<b>92.18</b>		<b>14:12:12.906</b>
4 -	1:17.477	<b>38.576</b>	1:56.053 (2)	92.09	0.113	14:14:08.959
5 -	1:17.473	38.612	1:56.085 (3)	92.07	0.145	14:16:05.044
6 -	1:17.716	38.969	1:56.685	91.59	0.745	14:18:01.729

Weather / Track : Sunny / Dry

Snetterton 300  
Circuit Length = 2.9689 miles  
Start: 14:06 Flag 14:19 End: 14:21

# BMCRC - MRO Championships 2021 - Rnd 2 @ Snetterton 300

Team Respro MRO 600 & DART Motorsport Clubman 600

## RACE 11 - SECTOR ANALYSIS



SECTOR 1 = FL to I1, SECTOR 2 = I1 to FL, DIFF = Difference To Personal Best Lap, P = Crossed Finish Line in Pit Lane, D = Time Disallowed

<b>P31 86 Owen JENNER</b>		Yamaha 636 - J B Motorcycles				
IDEAL LAP TIME : 1:55.671		BEST LAP TIME : 1:55.671		DIFFERENCE : 0.000		
LAP	SECTOR 1	SECTOR 2	LAP TIME	MPH	DIFF	TIME OF DAY
1 -		39.060	2:02.752	87.07	7.081	14:08:20.447
2 -	1:17.562	38.708	1:56.270 (2)	91.92	0.599	14:10:16.717
3 -	1:17.928	38.539	1:56.467	91.76	0.796	14:12:13.184
4 -	1:17.706	38.732	1:56.438 (3)	91.79	0.767	14:14:09.622
5 -	<b>1:17.446</b>	<b>38.225</b>	<b>1:55.671 (1)</b>	<b>92.40</b>		<b>14:16:05.293</b>
6 -	1:18.043	38.474	1:56.517	91.72	0.846	14:18:01.810

<b>P32 37 C Alexander LATHAM</b>		Triumph Daytona - BR-8 / McCrash Racing				
IDEAL LAP TIME : 2:02.202		BEST LAP TIME : 2:02.304		DIFFERENCE : 0.102		
LAP	SECTOR 1	SECTOR 2	LAP TIME	MPH	DIFF	TIME OF DAY
1 -		41.231	2:10.969	81.60	8.665	14:08:28.664
2 -	1:21.858	40.940	2:02.798 (3)	87.03	0.494	14:10:31.462
3 -	<b>1:21.572</b>	41.045	2:02.617 (2)	87.16	0.313	14:12:34.079
4 -	1:22.662	41.468	2:04.130	86.10	1.826	14:14:38.209
5 -	1:22.082	42.295	2:04.377	85.93	2.073	14:16:42.586
6 -	1:21.674	<b>40.630</b>	<b>2:02.304 (1)</b>	<b>87.38</b>		<b>14:18:44.890</b>

<b>P33 9 Glenn WALSH</b>		Yamaha R6 - Walters Medical				
IDEAL LAP TIME : 1:57.668		BEST LAP TIME : 1:57.668		DIFFERENCE : 0.000		
LAP	SECTOR 1	SECTOR 2	LAP TIME	MPH	DIFF	TIME OF DAY
1 -		39.518	2:04.154 (3)	86.08	6.486	14:08:21.849
2 -	<b>1:18.374</b>	<b>39.294</b>	<b>1:57.668 (1)</b>	<b>90.83</b>		<b>14:10:19.517</b>
3 -	1:19.029	39.897	1:58.926 (2)	89.87	1.258	14:12:18.443

<b>P34 99 Michael SIMMONS</b>		Yamaha R6 - Westcountry Windings				
IDEAL LAP TIME : 2:04.355		BEST LAP TIME : 2:04.852		DIFFERENCE : 0.497		
LAP	SECTOR 1	SECTOR 2	LAP TIME	MPH	DIFF	TIME OF DAY
1 -		42.127	2:14.094 (3)	79.70	9.242	14:08:31.789
2 -	<b>1:22.840</b>	42.012	<b>2:04.852 (1)</b>	<b>85.60</b>		<b>14:10:36.641</b>
3 -	1:23.633	<b>41.515</b>	2:05.148 (2)	85.40	0.296	14:12:41.789



# BMCRC - MRO Championships 2021 - Rnd 2 @ Snetterton 300

## Team Respro MRO 600 & DART Motorsport Clubman 600

### RACE 11 - BEST SECTORS

SECTOR 1				SECTOR 2				IDEAL / BEST COMPARISON				
POS	NO	NAME	TIME	NO	NAME	TIME	POS	NO	NAME	IDEAL	BEST	DIFF
									<b>PERFECT LAP</b>	<b>1:54.729</b>		
1	6	WHEELER	1:16.589	6	WHEELER	38.140	1	6	WHEELER	1:54.729	1:54.729	0.000
2	26	HARTGROVE	1:17.306	86	JENNER	38.225	2	26	HARTGROVE	1:55.598	1:55.685	0.087
3	55	VALLELEY	1:17.356	26	HARTGROVE	38.292	3	86	JENNER	1:55.671	1:55.671	0.000
4	86	JENNER	1:17.446	55	VALLELEY	38.576	4	55	VALLELEY	1:55.932	1:55.940	0.008
5	9	WALSH	1:18.374	33	ATKINSON	39.124	5	9	WALSH	1:57.668	1:57.668	0.000
6	13	EDMONDSON	1:18.612	73	ROWLINGS	39.172	6	33	ATKINSON	1:58.007	1:58.086	0.079
7	73	ROWLINGS	1:18.880	9	WALSH	39.294	7	73	ROWLINGS	1:58.052	1:58.278	0.226
8	33	ATKINSON	1:18.883	3	THOMSON	39.412	8	13	EDMONDSON	1:58.080	1:58.270	0.190
9	3	THOMSON	1:18.977	13	EDMONDSON	39.468	9	3	THOMSON	1:58.389	1:58.389	0.000
10	188	KRAWIECKI	1:19.080	188	KRAWIECKI	39.480	10	188	KRAWIECKI	1:58.560	1:58.605	0.045
11	36	FOWLE	1:19.692	36	FOWLE	39.691	11	36	FOWLE	1:59.383	1:59.383	0.000
12	12	BLOCH	1:20.335	715	BARRINGTON	40.082	12	715	BARRINGTON	2:00.461	2:00.809	0.348
13	715	BARRINGTON	1:20.379	111	FOLKES	40.242	13	111	FOLKES	2:00.891	2:00.891	0.000
14	2	GILL	1:20.575	2	GILL	40.324	14	2	GILL	2:00.899	2:00.899	0.000
15	111	FOLKES	1:20.649	100	HOWTON	40.446	15	12	BLOCH	2:00.911	2:00.911	0.000
16	818	BARKER	1:20.974	7	BENSTED	40.560	16	818	BARKER	2:01.728	2:01.728	0.000
17	7	BENSTED	1:21.188	12	BLOCH	40.576	17	7	BENSTED	2:01.748	2:01.953	0.205
18	321	MORRIS	1:21.364	37	LATHAM	40.630	18	100	HOWTON	2:02.000	2:02.465	0.465
19	100	HOWTON	1:21.554	321	MORRIS	40.671	19	321	MORRIS	2:02.035	2:02.305	0.270
20	37	LATHAM	1:21.572	95	ROBERTSON	40.718	20	37	LATHAM	2:02.202	2:02.304	0.102
21	95	ROBERTSON	1:22.314	818	BARKER	40.754	21	95	ROBERTSON	2:03.032	2:03.403	0.371
22	131	CAMPBELL	1:22.490	131	CAMPBELL	41.418	22	131	CAMPBELL	2:03.908	2:03.908	0.000
23	96	BANHAM	1:22.497	132	GILBERT	41.489	23	96	BANHAM	2:04.039	2:04.039	0.000
24	43	SALES	1:22.814	99	SIMMONS	41.515	24	99	SIMMONS	2:04.355	2:04.852	0.497
25	99	SIMMONS	1:22.840	96	BANHAM	41.542	25	132	GILBERT	2:04.399	2:04.754	0.355
26	132	GILBERT	1:22.910	192	MOFFA	41.813	26	43	SALES	2:04.896	2:04.941	0.045
27	192	MOFFA	1:23.126	23	WREN	41.817	27	192	MOFFA	2:04.939	2:05.124	0.185
28	23	WREN	1:23.283	43	SALES	42.082	28	23	WREN	2:05.100	2:05.227	0.127
29	8	SAUNDERS	1:24.799	373	PRICE	42.468	29	8	SAUNDERS	2:07.459	2:08.003	0.544
30	373	PRICE	1:24.992	8	SAUNDERS	42.660	30	373	PRICE	2:07.460	2:07.833	0.373
31	117	STONARD	1:28.879	144	CRONIN	44.637	31	117	STONARD	2:13.712	2:13.876	0.164
32	144	CRONIN	1:29.298	117	STONARD	44.833	32	144	CRONIN	2:13.935	2:14.139	0.204
33	70	HALL	1:29.311	70	HALL	45.460	33	70	HALL	2:14.771	2:14.921	0.150
34	155	SMITH	1:35.248	155	SMITH	47.256	34	155	SMITH	2:22.504	2:22.718	0.214

35

Weather / Track : Sunny / Dry

Snetterton 300

Circuit Length = 2.9689 miles

Start: 14:06 Flag 14:19 End: 14:21

Results can be found at [www.tsl-timing.com](http://www.tsl-timing.com)

Printed - 14:22 Sunday, 30 May 2021

# BMCRC - MRO Championships 2021 - Rnd 2 @ Snetterton 300

## Team Respro MRO 600 & DART Motorsport Clubman 600

### RACE 11 - STATISTICS

**Competitors Started** 35  
**Planned Start** 2021-05-30 @ 14:00:00.000  
**Actual Start** 2021-05-30 @ 14:06:17.694  
**Finish Time** 2021-05-30 @ 14:19:54.236  
**Track Length** 2.9689mi.  
**Total Laps** 223  
**Total Distance Covered** 662.0672mi.

#### Session Fastest Lap History

NO	CL	NAME	LAP TIME	TIME OF DAY	LAP	VEHICLE
6		Conor WHEELER	<b>2:01.578</b>	14:08:19.273	1	Harris Yamaha
6		Conor WHEELER	<b>1:55.675</b>	14:10:14.963	2	Harris Yamaha
6		Conor WHEELER	<b>1:54.895</b>	14:12:09.858	3	Harris Yamaha
6		Conor WHEELER	<b>1:54.729</b>	14:14:04.588	4	Harris Yamaha

#### Session Leader History

NO	CL	NAME	FROM LAP	LAPS LED	DISTANCE	VEHICLE
6		Conor WHEELER	1	7	20.78 miles	Harris Yamaha

#### Flag History

TYPE	TIME OF DAY
GREEN	14:06:17.694
FINISH	14:19:54.236

#### Flag Statistics

TYPE	COUNT	TOTAL LAPS	TOTAL TIME
Green	1	7	15:41.367
Red	0	0	0.000
Safety Car	0	0	0.000
FCY	0	0	0.000

# BMCRC - MRO Championships 2021 - Rnd 2 @ Snetterton 300

Team Respro MRO 600 & DART Motorsport Clubman 600

## RACE 11 - STATISTICS

CLASS :

22 Starters

### Fastest Lap History

NO	NAME	LAP TIME	TIME OF DAY	LAP	VEHICLE
6	Conor WHEELER	<b>2:01.578</b>	14:08:19.273	1	Harris Yamaha
6	Conor WHEELER	<b>1:55.675</b>	14:10:14.963	2	Harris Yamaha
6	Conor WHEELER	<b>1:54.895</b>	14:12:09.858	3	Harris Yamaha
6	Conor WHEELER	<b>1:54.729</b>	14:14:04.588	4	Harris Yamaha

### Leader History

NO	NAME	FROM LAP	LAPS LED	DISTANCE	VEHICLE
6	Conor WHEELER	1	7	20.78 miles	Harris Yamaha

# BMCRC - MRO Championships 2021 - Rnd 2 @ Snetterton 300

Team Respro MRO 600 & DART Motorsport Clubman 600

## RACE 11 - STATISTICS

CLASS : C

13 Starters

### Fastest Lap History

NO	NAME	LAP TIME	TIME OF DAY	LAP	VEHICLE
7	Tom BENSTED	<b>2:10.741</b>	14:08:28.436	1	Triumph 675
7	Tom BENSTED	<b>2:02.535</b>	14:10:30.971	2	Triumph 675
818	Alex BARKER	<b>2:01.728</b>	14:18:43.561	6	Yamaha R6

### Leader History

NO	NAME	FROM LAP	LAPS LED	DISTANCE	VEHICLE
7	Tom BENSTED	1	5	14.84 miles	Triumph 675
818	Alex BARKER	6	2	5.93 miles	Yamaha R6

# BMCRC-MRO Championships 2021



## **MRO MINITWINS** supported by **PROPERLY PROTECTED**

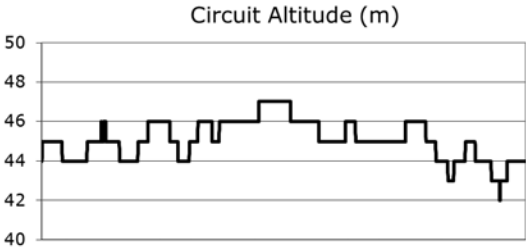
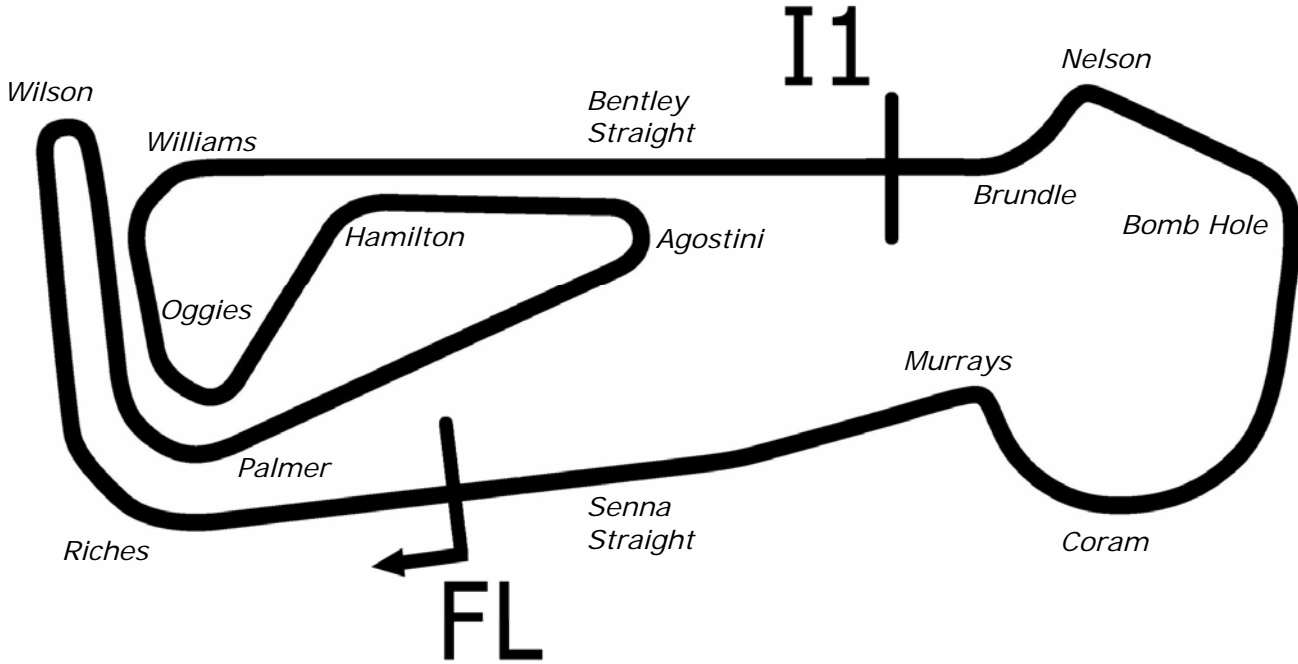
**Snetterton 300**

**29<sup>th</sup> / 30<sup>th</sup> May 2021**



Results Provided by Timing Solutions Ltd  
[www.tsl-timing.com](http://www.tsl-timing.com)

# Snetterton 300



Length	2.9689 miles	4778.0 m	
FL		52.46340 N	0.94476 E
I1	3198m	52.46617 N	0.94964 E
Pit Entry	4572m	52.46364 N	0.94774 E
Pit Exit	40m after FL	52.46338 N	0.94420 E
Pit Entry–Pit Exit 246m, 14.7s @60kph, 11.0s @80kph			

All results available at [www.tsl-timing.com](http://www.tsl-timing.com)

# BMCR - MRO Championships 2021 - Rnd 2 @ Snetterton 300



## MRO Minitwins & BMCR Rookie Minitwins

### QUALIFYING - CLASSIFICATION

POS	NO	CL	PIC NAME	ENTRY	TIME	ON	LAPS	GAP	DIFF	MPH
1	96		1 Dan HARRIS	Suzuki SV650 - HP Racing	2:07.556	5	5			83.79
2	95		2 John REYNOLDS	Suzuki SV650 - Fins Motorcycles	2:07.570	4	5	0.014	0.014	83.78
3	232		3 Matt WETHERELL	Suzuki SV650 - MSG Racing/Lamonde.com/FWR Tyres	2:08.182	4	5	0.626	0.612	83.38
4	710		4 Craig HENSTOCK	Suzuki SV650 -	2:08.964	4	6	1.408	0.782	82.87
5	661		5 Cameron HARRIS	Suzuki SV650 - HARRIS PERFORMANCE	2:09.048	4	6	1.492	0.084	82.82
6	26		6 Glynn DAVIES	Suzuki SV650 -	2:09.638	5	5	2.082	0.590	82.44
7	78		7 Keith POVAH	Suzuki SV650 - Instagram @crap.sack	2:09.919	5	5	2.363	0.281	82.26
8	72	RMT	1 Mark GILLAM	Suzuki SV650 - No More Straps Ltd	2:10.144	6	6	2.588	0.225	82.12
9	66		8 Mitch DUCRAN	Suzuki SV650 -	2:10.829	4	5	3.273	0.685	81.69
10	166	RMT	2 Nicholas BAKER	Suzuki SV650 - K66	2:11.573	5	6	4.017	0.744	81.23
11	19		9 Kevin LILLEY	Suzuki SV650 - Trafalgar Cleaning Eqpt. / Steve Jordan	2:11.910	3	5	4.354	0.337	81.02
12	16		10 Martin COOPER	Suzuki SV650 -	2:11.971	5	6	4.415	0.061	80.98
13	12		11 Russell TAYLOR	Suzuki SV650 -	2:12.375	5	6	4.819	0.404	80.74
14	81		12 Malvern MAY	Suzuki SV650 -	2:14.618	5	5	7.062	2.243	79.39
15	73	RMT	3 Esteban LECOQ	Suzuki SV650 SK5 -	2:14.774	3	5	7.218	0.156	79.30
16	258		13 Ande FRIEND	Suzuki SV650 - Flying colours Motorcycle Training	2:14.864	2	5	7.308	0.090	79.25
17	71		14 Colin CLUNE	Suzuki SV650 -	2:15.419	4	5	7.863	0.555	78.92
18	123	RMT	4 Adam FORSYTH	Suzuki SV650 - Rock Oil	2:16.242	4	5	8.686	0.823	78.44
19	84		15 Ricardo BRANCO	Suzuki SV650 - IMP Racing	2:16.373	4	5	8.817	0.131	78.37
20	234	RMT	5 Andrew FLUX	Suzuki SV650 - Mach 1 Automotive LTD	2:16.458	5	5	8.902	0.085	78.32
21	40		16 Simon WILKINSON	Suzuki SV650 - S P Wilkinson Engineering Ltd	2:16.963	4	5	9.407	0.505	78.03
22	15		17 Harrison CROSBY	Suzuki SV650 -	2:17.869	5	5	10.313	0.906	77.52
23	62	RMT	6 James KING	Suzuki SV650 - King and Drury construction	2:18.557	4	5	11.001	0.688	77.13
24	5		18 Barry MANTELL	Suzuki SV650 S - Swedish car connection	2:19.223	1	1	11.667	0.666	76.76
25	34		19 Andrew JOHNSON	Suzuki SV650 - Rose & Charlie Racing	2:19.523	5	5	11.967	0.300	76.60
26	44		20 Tony PARKER	Suzuki SV650 - Emerald Elevators/PriceLess Copiers	2:19.544	5	5	11.988	0.021	76.59
27	144		21 Nick CRONIN	Suzuki SV650 -	2:20.092	3	5	12.536	0.548	76.29
28	561		22 David LESLIE	Suzuki SV650 -	2:20.355	5	5	12.799	0.263	76.15
29	192	RMT	7 Richard MOFFA	Suzuki SV650 -	2:20.493	5	5	12.937	0.138	76.07
30	51		23 Andrew DURANT	Suzuki SV650 -	2:20.784	3	5	13.228	0.291	75.91
31	23		24 Claire BECKETT	Suzuki SV650 - P Sheils & Sons	2:20.971	4	5	13.415	0.187	75.81
32	189	RMT	8 Mark LAWSON	Suzuki SV650 - Crawfords metal detectors	2:21.628	5	5	14.072	0.657	75.46
33	193	RMT	9 Tony BOTTO	Suzuki SV650 - TB Motorcycles	2:22.057	4	5	14.501	0.429	75.23
34	138		25 Craig JARMIN	Suzuki SV650 - BK Racing	2:22.147	5	5	14.591	0.090	75.19
35	744	RMT	11 Gary ANDERSON	Suzuki SV650 - A&M MOT Services. Guildford	2:23.138	4	4	15.582	0.991	74.66
36	47		26 Tristan BOHANAN	Suzuki SV650 - Myself	2:23.217	3	5	15.661	0.079	74.62
37	919	RMT	12 Andrew BELLIS	Suzuki SV650 -	2:24.942	3	5	17.386	1.725	73.74
38	455	RMT	13 Tyler DONOVAN	Suzuki SV650 -	2:25.836	4	4	18.280	0.894	73.28
39	63*	RMT	14 Stephen PERFITT	Suzuki SV650 -	2:25.905	2	2	18.349	0.069	73.25
40	260		27 Greg PYMM	Suzuki SV650 -	2:29.240	4	5	21.684	3.335	71.61
41	114	RMT	15 Adam CAVEY	Suzuki SV650 - PogSpeed	2:29.270	5	5	21.714	0.030	71.60
42	29	RMT	Hayden KILLWORTH	Suzuki SV650 - BK Racing	2:29.298	4	5	21.742	0.028	71.58
43	169		28 Robert MILES	Suzuki SV650 - The Bike Shop Long Eaton	2:29.765	4	4	22.209	0.467	71.36
44	18		29 Paul FIRTH	Suzuki SV650 -	2:31.152	4	5	23.596	1.387	70.71
45	116	RMT	17 Gareth FAITH	Suzuki SV650 - Sitramoto	2:32.236	2	5	24.680	1.084	70.20
46	70		30 Vanessa GILLAM	Suzuki SV650 - No More Straps Ltd	2:34.787	4	5	27.231	2.551	69.05
47	966	RMT	18 Paul LEE	Suzuki SV650 -	2:40.220	5	5	32.664	5.433	66.70

\* Bike 63 - Please fit a working transponder

Snetterton 300

Circuit Length = 2.9689 miles

Start: 10:24 Flag 10:36 End: 10:38

Weather / Track : Cloudy / Dry

These results are provisional until the conclusion of any judicial and technical matters.

Clerk Of Course :	Stewards :	Timekeeper : Craig Smith
-------------------	------------	--------------------------

Results can be found at [www.tsl-timing.com](http://www.tsl-timing.com)

Printed - 10:39 Saturday, 29 May 2021



# BMCRC - MRO Championships 2021 - Rnd 2 @ Snetterton 300

## MRO Minitwins & BMCRC Rookie Minitwins

### QUALIFYING - SECTOR ANALYSIS



SECTOR 1 = FL to I1, SECTOR 2 = I1 to FL, DIFF = Difference To Personal Best Lap, P = Crossed Finish Line in Pit Lane, D = Time Disallowed

P1 96		Dan HARRIS		Suzuki SV650 - HP Racing			
IDEAL LAP TIME : 2:07.556		BEST LAP TIME : 2:07.556		DIFFERENCE : 0.000			
LAP	SECTOR 1	SECTOR 2	LAP TIME	MPH	DIFF	TIME OF DAY	
1 -	1:29.792	44.493	2:14.285	79.59	6.729	10:28:44.490	
2 -	1:26.787	42.633	2:09.420	82.58	1.864	10:30:53.910	
3 -	1:25.464	43.610	2:09.074 (2)	82.80	1.518	10:33:02.984	
4 -	1:25.946	43.371	2:09.317 (3)	82.65	1.761	10:35:12.301	
5 -	<b>1:25.128</b>	<b>42.428</b>	<b>2:07.556 (1)</b>	<b>83.79</b>		<b>10:37:19.857</b>	

P2 95		John REYNOLDS		Suzuki SV650 - Fins Motorcycles			
IDEAL LAP TIME : 2:07.570		BEST LAP TIME : 2:07.570		DIFFERENCE : 0.000			
LAP	SECTOR 1	SECTOR 2	LAP TIME	MPH	DIFF	TIME OF DAY	
1 -	1:31.060	43.968	2:15.028	79.15	7.458	10:27:08.205	
2 -	1:26.672	42.865	2:09.537 (2)	82.50	1.967	10:29:17.742	
3 -	1:27.344	43.239	2:10.583 (3)	81.84	3.013	10:31:28.325	
4 -	<b>1:25.213</b>	<b>42.357</b>	<b>2:07.570 (1)</b>	<b>83.78</b>		<b>10:33:35.895</b>	
5 -	1:27.524	43.168	2:10.692	81.78	3.122	10:35:46.587	

P3 232		Matt WETHERELL		Suzuki SV650 - MSG Racing/Lamonde.com/FWR Tyres			
IDEAL LAP TIME : 2:08.182		BEST LAP TIME : 2:08.182		DIFFERENCE : 0.000			
LAP	SECTOR 1	SECTOR 2	LAP TIME	MPH	DIFF	TIME OF DAY	
1 -	1:30.790	44.458	2:15.248	79.02	7.066	10:27:08.908	
2 -	1:26.173	43.051	2:09.224 (2)	82.70	1.042	10:29:18.132	
3 -	1:26.458	42.793	2:09.251 (3)	82.69	1.069	10:31:27.383	
4 -	<b>1:25.527</b>	<b>42.655</b>	<b>2:08.182 (1)</b>	<b>83.38</b>		<b>10:33:35.565</b>	
5 -	1:27.126	43.097	2:10.223	82.07	2.041	10:35:45.788	

P4 710		Craig HENSTOCK		Suzuki SV650 -			
IDEAL LAP TIME : 2:08.964		BEST LAP TIME : 2:08.964		DIFFERENCE : 0.000			
LAP	SECTOR 1	SECTOR 2	LAP TIME	MPH	DIFF	TIME OF DAY	
1 -	1:32.451	44.950	2:17.401	77.78	8.437	10:27:15.285	
2 -	1:27.326	43.509	2:10.835 (3)	81.69	1.871	10:29:26.120	
3 -	1:26.862	42.918	2:09.780 (2)	82.35	0.816	10:31:35.900	
4 -	<b>1:26.394</b>	<b>42.570</b>	<b>2:08.964 (1)</b>	<b>82.87</b>		<b>10:33:44.864</b>	
5 -	1:28.683	46.867	2:15.550	78.84	6.586	10:36:00.414	
6 -	1:28.314	43.547	2:11.861	81.05	2.897	10:38:12.275	

P5 661		Cameron HARRIS		Suzuki SV650 - HARRIS PERFORMANCE			
IDEAL LAP TIME : 2:09.048		BEST LAP TIME : 2:09.048		DIFFERENCE : 0.000			
LAP	SECTOR 1	SECTOR 2	LAP TIME	MPH	DIFF	TIME OF DAY	
1 -	1:29.728	43.901	2:13.629	79.98	4.581	10:27:08.273	
2 -	1:26.665	43.421	2:10.086 (3)	82.16	1.038	10:29:18.359	
3 -	1:26.583	42.970	2:09.553 (2)	82.49	0.505	10:31:27.912	
4 -	<b>1:26.130</b>	<b>42.918</b>	<b>2:09.048 (1)</b>	<b>82.82</b>		<b>10:33:36.960</b>	
5 -	1:27.046	43.390	2:10.436	81.94	1.388	10:35:47.396	
6 -	1:26.324	45.462	2:11.786	81.10	2.738	10:37:59.182	

P6 26		Glynn DAVIES		Suzuki SV650 -			
IDEAL LAP TIME : 2:09.638		BEST LAP TIME : 2:09.638		DIFFERENCE : 0.000			
LAP	SECTOR 1	SECTOR 2	LAP TIME	MPH	DIFF	TIME OF DAY	
1 -	1:33.466	45.155	2:18.621	77.10	8.983	10:28:56.912	
2 -	1:28.316	46.007	2:14.323	79.57	4.685	10:31:11.235	
3 -	1:28.131	43.414	2:11.545 (3)	81.25	1.907	10:33:22.780	
4 -	1:26.759	43.810	2:10.569 (2)	81.85	0.931	10:35:33.349	
5 -	<b>1:26.668</b>	<b>42.970</b>	<b>2:09.638 (1)</b>	<b>82.44</b>		<b>10:37:42.987</b>	

Weather / Track : Cloudy / Dry

Snetterton 300  
Circuit Length = 2.9689 miles  
Start: 10:24 Flag 10:36 End: 10:38



# BMCRC - MRO Championships 2021 - Rnd 2 @ Snetterton 300

## MRO Minitwins & BMCRC Rookie Minitwins

### QUALIFYING - SECTOR ANALYSIS



SECTOR 1 = FL to I1, SECTOR 2 = I1 to FL, DIFF = Difference To Personal Best Lap, P = Crossed Finish Line in Pit Lane, D = Time Disallowed

P7 78		Keith POVAH		Suzuki SV650 - Instagram @crap.sack		
IDEAL LAP TIME : 2:09.919		BEST LAP TIME : 2:09.919		DIFFERENCE : 0.000		
LAP	SECTOR 1	SECTOR 2	LAP TIME	MPH	DIFF	TIME OF DAY
1 -	1:32.174	45.863	2:18.037	77.42	8.118	10:27:48.737
2 -	1:28.685	43.622	2:12.307 (3)	80.78	2.388	10:30:01.044
3 -	1:28.753	43.873	2:12.626	80.58	2.707	10:32:13.670
4 -	1:27.497	43.495	2:10.992 (2)	81.59	1.073	10:34:24.662
5 -	<b>1:27.256</b>	<b>42.663</b>	<b>2:09.919 (1)</b>	<b>82.26</b>		<b>10:36:34.581</b>

P8 72 RMT		Mark GILLAM		Suzuki SV650 - No More Straps Ltd		
IDEAL LAP TIME : 2:09.824		BEST LAP TIME : 2:10.144		DIFFERENCE : 0.320		
LAP	SECTOR 1	SECTOR 2	LAP TIME	MPH	DIFF	TIME OF DAY
1 -	1:32.286	44.788	2:17.074	77.97	6.930	10:27:15.806
2 -	1:27.667	44.263	2:11.930	81.01	1.786	10:29:27.736
3 -	<b>1:27.072</b>	43.232	2:10.304 (2)	82.02	0.160	10:31:38.040
4 -	1:27.689	43.688	2:11.377 (3)	81.35	1.233	10:33:49.417
5 -	1:27.331	44.388	2:11.719	81.14	1.575	10:36:01.136
6 -	1:27.392	<b>42.752</b>	<b>2:10.144 (1)</b>	<b>82.12</b>		<b>10:38:11.280</b>

P9 66		Mitch DUCRAN		Suzuki SV650 -		
IDEAL LAP TIME : 2:10.645		BEST LAP TIME : 2:10.829		DIFFERENCE : 0.184		
LAP	SECTOR 1	SECTOR 2	LAP TIME	MPH	DIFF	TIME OF DAY
1 -	1:30.394	44.087	2:14.481	79.47	3.652	10:27:11.379
2 -	1:27.751	43.276	2:11.027 (2)	81.57	0.198	10:29:22.406
3 -	<b>1:27.485</b>	43.661	2:11.146 (3)	81.49	0.317	10:31:33.552
4 -	1:27.513	43.316	<b>2:10.829 (1)</b>	<b>81.69</b>		<b>10:33:44.381</b>
5 -	1:28.363	<b>43.160</b>	2:11.523	81.26	0.694	10:35:55.904

P10 166 RMT		Nicholas BAKER		Suzuki SV650 - K66		
IDEAL LAP TIME : 2:11.573		BEST LAP TIME : 2:11.573		DIFFERENCE : 0.000		
LAP	SECTOR 1	SECTOR 2	LAP TIME	MPH	DIFF	TIME OF DAY
1 -	1:35.829	46.921	2:22.750	74.87	11.177	10:27:20.680
2 -	1:30.862	45.313	2:16.175	78.48	4.602	10:29:36.855
3 -	1:30.939	44.562	2:15.501	78.87	3.928	10:31:52.356
4 -	1:30.009	43.623	2:13.632 (3)	79.98	2.059	10:34:05.988
5 -	<b>1:28.105</b>	<b>43.468</b>	<b>2:11.573 (1)</b>	<b>81.23</b>		<b>10:36:17.561</b>
6 -	1:28.139	45.392	2:13.531 (2)	80.04	1.958	10:38:31.092

P11 19		Kevin LILLEY		Suzuki SV650 - Trafalgar Cleaning Eqpt. / Steve Jordan Motorcy		
IDEAL LAP TIME : 2:11.241		BEST LAP TIME : 2:11.910		DIFFERENCE : 0.669		
LAP	SECTOR 1	SECTOR 2	LAP TIME	MPH	DIFF	TIME OF DAY
1 -	1:35.638	45.511	2:21.149	75.72	9.239	10:27:40.473
2 -	1:29.043	45.440	2:14.483	79.47	2.573	10:29:54.956
3 -	<b>1:27.302</b>	44.608	<b>2:11.910 (1)</b>	<b>81.02</b>		<b>10:32:06.866</b>
4 -	1:27.696	45.151	2:12.847 (3)	80.45	0.937	10:34:19.713
5 -	1:28.489	<b>43.939</b>	2:12.428 (2)	80.70	0.518	10:36:32.141

P12 16		Martin COOPER		Suzuki SV650 -		
IDEAL LAP TIME : 2:11.415		BEST LAP TIME : 2:11.971		DIFFERENCE : 0.556		
LAP	SECTOR 1	SECTOR 2	LAP TIME	MPH	DIFF	TIME OF DAY
1 -	1:33.677	45.702	2:19.379	76.68	7.408	10:27:18.617
2 -	1:32.762	44.885	2:17.647	77.64	5.676	10:29:36.264
3 -	1:29.741	44.388	2:14.129	79.68	2.158	10:31:50.393
4 -	1:28.304	44.461	2:12.765 (2)	80.50	0.794	10:34:03.158
5 -	1:27.952	<b>44.019</b>	<b>2:11.971 (1)</b>	<b>80.98</b>		<b>10:36:15.129</b>
6 -	<b>1:27.396</b>	45.469	2:12.865 (3)	80.44	0.894	10:38:27.994

Weather / Track : Cloudy / Dry

Snetterton 300  
Circuit Length = 2.9689 miles  
Start: 10:24 Flag 10:36 End: 10:38

# BMCRC - MRO Championships 2021 - Rnd 2 @ Snetterton 300

## MRO Minitwins & BMCRC Rookie Minitwins

### QUALIFYING - SECTOR ANALYSIS



SECTOR 1 = FL to I1, SECTOR 2 = I1 to FL, DIFF = Difference To Personal Best Lap, P = Crossed Finish Line in Pit Lane, D = Time Disallowed

P13 12		Russell TAYLOR		Suzuki SV650 -		
IDEAL LAP TIME : 2:12.126		BEST LAP TIME : 2:12.375		DIFFERENCE : 0.249		
LAP	SECTOR 1	SECTOR 2	LAP TIME	MPH	DIFF	TIME OF DAY
1 -	1:34.431	46.251	2:20.682	75.97	8.307	10:27:17.544
2 -	1:32.297	45.230	2:17.527	77.71	5.152	10:29:35.071
3 -	1:29.988	44.736	2:14.724	79.33	2.349	10:31:49.795
4 -	1:29.660	44.643	2:14.303 (3)	79.58	1.928	10:34:04.098
5 -	1:28.547	<b>43.828</b>	<b>2:12.375 (1)</b>	<b>80.74</b>		<b>10:36:16.473</b>
6 -	<b>1:28.298</b>	44.693	2:12.991 (2)	80.36	0.616	10:38:29.464

P14 81		Malvern MAY		Suzuki SV650 -		
IDEAL LAP TIME : 2:14.567		BEST LAP TIME : 2:14.618		DIFFERENCE : 0.051		
LAP	SECTOR 1	SECTOR 2	LAP TIME	MPH	DIFF	TIME OF DAY
1 -	1:33.427	45.222	2:18.649	77.08	4.031	10:27:55.889
2 -	1:30.836	<b>44.343</b>	2:15.179 (2)	79.06	0.561	10:30:11.068
3 -	1:31.033	46.317	2:17.350	77.81	2.732	10:32:28.418
4 -	1:31.289	45.457	2:16.746 (3)	78.16	2.128	10:34:45.164
5 -	<b>1:30.224</b>	44.394	<b>2:14.618 (1)</b>	<b>79.39</b>		<b>10:36:59.782</b>

P15 73 RMT		Esteban LECOQ		Suzuki SV650 SK5 -		
IDEAL LAP TIME : 2:14.774		BEST LAP TIME : 2:14.774		DIFFERENCE : 0.000		
LAP	SECTOR 1	SECTOR 2	LAP TIME	MPH	DIFF	TIME OF DAY
1 -	1:36.381	46.777	2:23.158	74.65	8.384	10:27:19.888
2 -	1:32.407	46.738	2:19.145	76.81	4.371	10:29:39.033
3 -	<b>1:29.357</b>	<b>45.417</b>	<b>2:14.774 (1)</b>	<b>79.30</b>		<b>10:31:53.807</b>
4 -	1:31.277	45.435	2:16.712 (2)	78.17	1.938	10:34:10.519
5 -	1:31.187	47.314	2:18.501 (3)	77.16	3.727	10:36:29.020

P16 258		Ande FRIEND		Suzuki SV650 - Flying colours Motorcycle Training		
IDEAL LAP TIME : 2:14.507		BEST LAP TIME : 2:14.864		DIFFERENCE : 0.357		
LAP	SECTOR 1	SECTOR 2	LAP TIME	MPH	DIFF	TIME OF DAY
1 -	1:36.749	45.498	2:22.247	75.13	7.383	10:28:58.739
2 -	1:29.921	44.943	<b>2:14.864 (1)</b>	<b>79.25</b>		<b>10:31:13.603</b>
3 -	1:31.825	<b>44.729</b>	2:16.554 (3)	78.27	1.690	10:33:30.157
4 -	1:30.919	46.306	2:17.225	77.88	2.361	10:35:47.382
5 -	<b>1:29.778</b>	45.221	2:14.999 (2)	79.17	0.135	10:38:02.381

P17 71		Colin CLUNE		Suzuki SV650 -		
IDEAL LAP TIME : 2:15.419		BEST LAP TIME : 2:15.419		DIFFERENCE : 0.000		
LAP	SECTOR 1	SECTOR 2	LAP TIME	MPH	DIFF	TIME OF DAY
1 -	1:36.320	46.338	2:22.658	74.92	7.239	10:27:38.433
2 -	1:31.301	47.154	2:18.455 (3)	77.19	3.036	10:29:56.888
3 -	1:31.302	45.989	2:17.291 (2)	77.84	1.872	10:32:14.179
4 -	<b>1:30.379</b>	<b>45.040</b>	<b>2:15.419 (1)</b>	<b>78.92</b>		<b>10:34:29.598</b>
5 -	1:32.169	47.702	2:19.871	76.41	4.452	10:36:49.469

P18 123 RMT		Adam FORSYTH		Suzuki SV650 - Rock Oil		
IDEAL LAP TIME : 2:15.786		BEST LAP TIME : 2:16.242		DIFFERENCE : 0.456		
LAP	SECTOR 1	SECTOR 2	LAP TIME	MPH	DIFF	TIME OF DAY
1 -	1:45.019	50.437	2:35.456	68.75	19.214	10:27:54.950
2 -	1:33.362	<b>45.298</b>	2:18.660	77.08	2.418	10:30:13.610
3 -	1:30.600	46.879	2:17.479 (3)	77.74	1.237	10:32:31.089
4 -	<b>1:30.488</b>	45.754	<b>2:16.242 (1)</b>	<b>78.44</b>		<b>10:34:47.331</b>
5 -	1:30.992	45.690	2:16.682 (2)	78.19	0.440	10:37:04.013

Weather / Track : Cloudy / Dry

Snetterton 300  
Circuit Length = 2.9689 miles  
Start: 10:24 Flag 10:36 End: 10:38

# BMCRC - MRO Championships 2021 - Rnd 2 @ Snetterton 300

## MRO Minitwins & BMCRC Rookie Minitwins

### QUALIFYING - SECTOR ANALYSIS



SECTOR 1 = FL to I1, SECTOR 2 = I1 to FL, DIFF = Difference To Personal Best Lap, P = Crossed Finish Line in Pit Lane, D = Time Disallowed

<b>P19 84</b>		<b>Ricardo BRANCO</b>		Suzuki SV650 - IMP Racing		
IDEAL LAP TIME : 2:16.032		BEST LAP TIME : 2:16.373		DIFFERENCE : 0.341		
LAP	SECTOR 1	SECTOR 2	LAP TIME	MPH	DIFF	TIME OF DAY
1 -	1:34.941	47.113	2:22.054	75.23	5.681	10:27:21.580
2 -	1:32.035	46.507	2:18.542	77.14	2.169	10:29:40.122
3 -	1:32.021	46.135	2:18.156 (3)	77.36	1.783	10:31:58.278
4 -	1:30.702	<b>45.671</b>	<b>2:16.373 (1)</b>	<b>78.37</b>		<b>10:34:14.651</b>
5 -	<b>1:30.361</b>	46.148	2:16.509 (2)	78.29	0.136	10:36:31.160

<b>P20 234 RMT</b>		<b>Andrew FLUX</b>		Suzuki SV650 - Mach 1 Automotive LTD		
IDEAL LAP TIME : 2:16.227		BEST LAP TIME : 2:16.458		DIFFERENCE : 0.231		
LAP	SECTOR 1	SECTOR 2	LAP TIME	MPH	DIFF	TIME OF DAY
1 -	1:34.789	46.897	2:21.686	75.43	5.228	10:27:17.218
2 -	1:34.769	47.148	2:21.917	75.31	5.459	10:29:39.135
3 -	1:31.976	46.001	2:17.977 (3)	77.46	1.519	10:31:57.112
4 -	1:31.621	<b>45.631</b>	2:17.252 (2)	77.87	0.794	10:34:14.364
5 -	<b>1:30.596</b>	45.862	<b>2:16.458 (1)</b>	<b>78.32</b>		<b>10:36:30.822</b>

<b>P21 40</b>		<b>Simon WILKINSON</b>		Suzuki SV650 - S P Wilkinson Engineering Ltd		
IDEAL LAP TIME : 2:16.823		BEST LAP TIME : 2:16.963		DIFFERENCE : 0.140		
LAP	SECTOR 1	SECTOR 2	LAP TIME	MPH	DIFF	TIME OF DAY
1 -	1:34.916	47.404	2:22.320	75.09	5.357	10:27:18.378
2 -	1:31.430	46.608	2:18.038 (3)	77.42	1.075	10:29:36.416
3 -	1:31.372	<b>45.883</b>	2:17.255 (2)	77.87	0.292	10:31:53.671
4 -	<b>1:30.940</b>	46.023	<b>2:16.963 (1)</b>	<b>78.03</b>		<b>10:34:10.634</b>
5 -	1:32.593	47.228	2:19.821	76.44	2.858	10:36:30.455

<b>P22 15</b>		<b>Harrison CROSBY</b>		Suzuki SV650 -		
IDEAL LAP TIME : 2:17.869		BEST LAP TIME : 2:17.869		DIFFERENCE : 0.000		
LAP	SECTOR 1	SECTOR 2	LAP TIME	MPH	DIFF	TIME OF DAY
1 -	1:42.860	49.902	2:32.762	69.96	14.893	10:28:43.339
2 -	1:35.605	48.010	2:23.615	74.42	5.746	10:31:06.954
3 -	1:33.817	46.671	2:20.488 (3)	76.07	2.619	10:33:27.442
4 -	1:33.674	46.338	2:20.012 (2)	76.33	2.143	10:35:47.454
5 -	<b>1:31.878</b>	<b>45.991</b>	<b>2:17.869 (1)</b>	<b>77.52</b>		<b>10:38:05.323</b>

<b>P23 62 RMT</b>		<b>James KING</b>		Suzuki SV650 - King and Drury construction		
IDEAL LAP TIME : 2:18.067		BEST LAP TIME : 2:18.557		DIFFERENCE : 0.490		
LAP	SECTOR 1	SECTOR 2	LAP TIME	MPH	DIFF	TIME OF DAY
1 -	1:38.526	47.267	2:25.793	73.30	7.236	10:27:30.686
2 -	1:34.838	46.616	2:21.454	75.55	2.897	10:29:52.140
3 -	1:31.895	46.675	2:18.570 (2)	77.13	0.013	10:32:10.710
4 -	1:32.345	<b>46.212</b>	<b>2:18.557 (1)</b>	<b>77.13</b>		<b>10:34:29.267</b>
5 -	<b>1:31.855</b>	47.643	2:19.498 (3)	76.61	0.941	10:36:48.765

<b>P24 5</b>		<b>Barry MANTELL</b>		Suzuki SV650 S - Swedish car connection		
IDEAL LAP TIME : 2:12.149		BEST LAP TIME : 2:19.223		DIFFERENCE : 7.074		
LAP	SECTOR 1	SECTOR 2	LAP TIME	MPH	DIFF	TIME OF DAY
1 -	1:34.993	<b>44.230</b>	<b>2:19.223 (1)</b>	<b>76.76</b>		<b>10:28:30.307</b>

Weather / Track : Cloudy / Dry

Snetterton 300  
Circuit Length = 2.9689 miles  
Start: 10:24 Flag 10:36 End: 10:38

# BMCRC - MRO Championships 2021 - Rnd 2 @ Snetterton 300

## MRO Minitwins & BMCRC Rookie Minitwins

### QUALIFYING - SECTOR ANALYSIS



SECTOR 1 = FL to I1, SECTOR 2 = I1 to FL, DIFF = Difference To Personal Best Lap, P = Crossed Finish Line in Pit Lane, D = Time Disallowed

P25 34		Andrew JOHNSON		Suzuki SV650 - Rose & Charlie Racing			
IDEAL LAP TIME : 2:19.136		BEST LAP TIME : 2:19.523		DIFFERENCE : 0.387			
LAP	SECTOR 1	SECTOR 2	LAP TIME	MPH	DIFF	TIME OF DAY	
1 -	1:39.494	<b>46.498</b>	2:25.992	73.21	6.469	10:28:50.593	
2 -	1:33.702	48.161	2:21.863 (2)	75.34	2.340	10:31:12.456	
3 -	1:33.893	48.035	2:21.928 (3)	75.30	2.405	10:33:34.384	
4 -	1:37.414	46.821	2:24.235	74.10	4.712	10:35:58.619	
5 -	<b>1:32.638</b>	46.885	<b>2:19.523 (1)</b>	<b>76.60</b>		<b>10:38:18.142</b>	

P26 44		Tony PARKER		Suzuki SV650 - Emerald Elevators/PriceLess Copiers			
IDEAL LAP TIME : 2:19.544		BEST LAP TIME : 2:19.544		DIFFERENCE : 0.000			
LAP	SECTOR 1	SECTOR 2	LAP TIME	MPH	DIFF	TIME OF DAY	
1 -	1:48.675	49.555	2:38.230	67.54	18.686	10:29:11.952	
2 -	1:34.610	47.376	2:21.986	75.27	2.442	10:31:33.938	
3 -	1:34.115	46.818	2:20.933 (2)	75.83	1.389	10:33:54.871	
4 -	1:33.667	47.865	2:21.532 (3)	75.51	1.988	10:36:16.403	
5 -	<b>1:33.219</b>	<b>46.325</b>	<b>2:19.544 (1)</b>	<b>76.59</b>		<b>10:38:35.947</b>	

P27 144		Nick CRONIN		Suzuki SV650 -			
IDEAL LAP TIME : 2:20.036		BEST LAP TIME : 2:20.092		DIFFERENCE : 0.056			
LAP	SECTOR 1	SECTOR 2	LAP TIME	MPH	DIFF	TIME OF DAY	
1 -	1:46.161	48.006	2:34.167	69.32	14.075	10:27:43.304	
2 -	1:34.686	49.371	2:24.057 (3)	74.19	3.965	10:30:07.361	
3 -	<b>1:32.681</b>	47.411	<b>2:20.092 (1)</b>	<b>76.29</b>		<b>10:32:27.453</b>	
4 -	1:33.009	<b>47.355</b>	2:20.364 (2)	76.14	0.272	10:34:47.817	
5 -	1:34.924	49.560	2:24.484	73.97	4.392	10:37:12.301	

P28 561		David LESLIE		Suzuki SV650 -			
IDEAL LAP TIME : 2:20.355		BEST LAP TIME : 2:20.355		DIFFERENCE : 0.000			
LAP	SECTOR 1	SECTOR 2	LAP TIME	MPH	DIFF	TIME OF DAY	
1 -	1:41.128	49.349	2:30.477	71.02	10.122	10:27:32.852	
2 -	1:36.176	48.667	2:24.843 (3)	73.79	4.488	10:29:57.695	
3 -	1:33.660	47.031	2:20.691 (2)	75.96	0.336	10:32:18.386	
4 -	1:37.380	48.159	2:25.539	73.43	5.184	10:34:43.925	
5 -	<b>1:33.570</b>	<b>46.785</b>	<b>2:20.355 (1)</b>	<b>76.15</b>		<b>10:37:04.280</b>	

P29 192 RMT		Richard MOFFA		Suzuki SV650 -			
IDEAL LAP TIME : 2:19.970		BEST LAP TIME : 2:20.493		DIFFERENCE : 0.523			
LAP	SECTOR 1	SECTOR 2	LAP TIME	MPH	DIFF	TIME OF DAY	
1 -	1:48.759	50.100	2:38.859	67.28	18.366	10:28:02.504	
2 -	1:39.024	49.303	2:28.327	72.05	7.834	10:30:30.831	
3 -	1:36.711	46.696	2:23.407 (3)	74.52	2.914	10:32:54.238	
4 -	<b>1:33.522</b>	47.276	2:20.798 (2)	75.91	0.305	10:35:15.036	
5 -	1:34.045	<b>46.448</b>	<b>2:20.493 (1)</b>	<b>76.07</b>		<b>10:37:35.529</b>	

P30 51		Andrew DURANT		Suzuki SV650 -			
IDEAL LAP TIME : 2:19.953		BEST LAP TIME : 2:20.784		DIFFERENCE : 0.831			
LAP	SECTOR 1	SECTOR 2	LAP TIME	MPH	DIFF	TIME OF DAY	
1 -	1:36.785	<b>46.825</b>	2:23.610	74.42	2.826	10:27:25.477	
2 -	1:33.847	47.873	2:21.720 (3)	75.41	0.936	10:29:47.197	
3 -	1:33.379	47.405	<b>2:20.784 (1)</b>	<b>75.91</b>		<b>10:32:07.981</b>	
4 -	<b>1:33.128</b>	48.411	2:21.539 (2)	75.51	0.755	10:34:29.520	
5 -	1:34.429	47.593	2:22.022	75.25	1.238	10:36:51.542	

Weather / Track : Cloudy / Dry

Snetterton 300  
Circuit Length = 2.9689 miles  
Start: 10:24 Flag 10:36 End: 10:38

# BMCRC - MRO Championships 2021 - Rnd 2 @ Snetterton 300

## MRO Minitwins & BMCRC Rookie Minitwins

### QUALIFYING - SECTOR ANALYSIS



SECTOR 1 = FL to I1, SECTOR 2 = I1 to FL, DIFF = Difference To Personal Best Lap, P = Crossed Finish Line in Pit Lane, D = Time Disallowed

<b>P31 23</b>		<b>Claire BECKETT</b>		Suzuki SV650 - P Sheils & Sons		
IDEAL LAP TIME : 2:20.033		BEST LAP TIME : 2:20.971		DIFFERENCE : 0.938		
LAP	SECTOR 1	SECTOR 2	LAP TIME	MPH	DIFF	TIME OF DAY
1 -	1:33.640	47.812	2:21.452 (2)	75.55	0.481	10:27:17.121
2 -	1:34.400	<b>47.199</b>	2:21.599 (3)	75.48	0.628	10:29:38.720
3 -	1:34.732	47.298	2:22.030	75.25	1.059	10:32:00.750
4 -	<b>1:32.834</b>	48.137	<b>2:20.971 (1)</b>	<b>75.81</b>		<b>10:34:21.721</b>
5 -	1:33.733	48.068	2:21.801	75.37	0.830	10:36:43.522

<b>P32 189 RMT</b>		<b>Mark LAWSON</b>		Suzuki SV650 - Crawfords metal detectors		
IDEAL LAP TIME : 2:21.628		BEST LAP TIME : 2:21.628		DIFFERENCE : 0.000		
LAP	SECTOR 1	SECTOR 2	LAP TIME	MPH	DIFF	TIME OF DAY
1 -	1:45.637	49.868	2:35.505	68.73	13.877	10:28:46.610
2 -	1:37.403	48.251	2:25.654	73.37	4.026	10:31:12.264
3 -	1:37.087	47.755	2:24.842 (3)	73.79	3.214	10:33:37.106
4 -	1:36.006	47.695	2:23.701 (2)	74.37	2.073	10:36:00.807
5 -	<b>1:34.591</b>	<b>47.037</b>	<b>2:21.628 (1)</b>	<b>75.46</b>		<b>10:38:22.435</b>

<b>P33 193 RMT</b>		<b>Tony BOTTO</b>		Suzuki SV650 - TB Motorcycles		
IDEAL LAP TIME : 2:22.057		BEST LAP TIME : 2:22.057		DIFFERENCE : 0.000		
LAP	SECTOR 1	SECTOR 2	LAP TIME	MPH	DIFF	TIME OF DAY
1 -	1:48.179	49.558	2:37.737	67.75	15.680	10:27:44.952
2 -	1:35.255	49.018	2:24.273 (3)	74.08	2.216	10:30:09.225
3 -	1:34.682	48.579	2:23.261 (2)	74.60	1.204	10:32:32.486
4 -	<b>1:33.810</b>	<b>48.247</b>	<b>2:22.057 (1)</b>	<b>75.23</b>		<b>10:34:54.543</b>
5 -	1:41.821	48.484	2:30.305	71.10	8.248	10:37:24.848

<b>P34 138</b>		<b>Craig JARMIN</b>		Suzuki SV650 - BK Racing		
IDEAL LAP TIME : 2:22.147		BEST LAP TIME : 2:22.147		DIFFERENCE : 0.000		
LAP	SECTOR 1	SECTOR 2	LAP TIME	MPH	DIFF	TIME OF DAY
1 -	1:39.712	49.195	2:28.907	71.77	6.760	10:28:07.555
2 -	1:37.859	49.583	2:27.442	72.49	5.295	10:30:34.997
3 -	1:37.490	47.229	2:24.719 (2)	73.85	2.572	10:32:59.716
4 -	1:37.576	47.835	2:25.411 (3)	73.50	3.264	10:35:25.127
5 -	<b>1:35.190</b>	<b>46.957</b>	<b>2:22.147 (1)</b>	<b>75.19</b>		<b>10:37:47.274</b>

<b>P35 744 RMT</b>		<b>Gary ANDERSON</b>		Suzuki SV650 - A&M MOT Services. Guildford		
IDEAL LAP TIME : 2:22.605		BEST LAP TIME : 2:23.138		DIFFERENCE : 0.533		
LAP	SECTOR 1	SECTOR 2	LAP TIME	MPH	DIFF	TIME OF DAY
1 -	OUTLAP	49.061	2:29.516	71.48	6.378	10:29:57.331
2 -	1:35.636	<b>47.717</b>	2:23.353 (2)	74.55	0.215	10:32:20.684
3 -	1:35.464	50.222	2:25.686 (3)	73.36	2.548	10:34:46.370
4 -	<b>1:34.888</b>	48.250	<b>2:23.138 (1)</b>	<b>74.66</b>		<b>10:37:09.508</b>

<b>P36 47</b>		<b>Tristan BOHANAN</b>		Suzuki SV650 - Myself		
IDEAL LAP TIME : 2:23.217		BEST LAP TIME : 2:23.217		DIFFERENCE : 0.000		
LAP	SECTOR 1	SECTOR 2	LAP TIME	MPH	DIFF	TIME OF DAY
1 -	1:37.553	50.049	2:27.602	72.41	4.385	10:28:47.340
2 -	1:36.165	48.424	2:24.589 (2)	73.92	1.372	10:31:11.929
3 -	<b>1:34.860</b>	<b>48.357</b>	<b>2:23.217 (1)</b>	<b>74.62</b>		<b>10:33:35.146</b>
4 -	1:38.783	51.449	2:30.232	71.14	7.015	10:36:05.378
5 -	1:35.135	51.238	2:26.373 (3)	73.01	3.156	10:38:31.751

Weather / Track : Cloudy / Dry

Snetterton 300  
Circuit Length = 2.9689 miles  
Start: 10:24 Flag 10:36 End: 10:38

# BMCRC - MRO Championships 2021 - Rnd 2 @ Snetterton 300

## MRO Minitwins & BMCRC Rookie Minitwins

### QUALIFYING - SECTOR ANALYSIS



SECTOR 1 = FL to I1, SECTOR 2 = I1 to FL, DIFF = Difference To Personal Best Lap, P = Crossed Finish Line in Pit Lane, D = Time Disallowed

P37 919 RMT Andrew BELLIS		Suzuki SV650 -				
IDEAL LAP TIME : 2:24.942		BEST LAP TIME : 2:24.942		DIFFERENCE : 0.000		
LAP	SECTOR 1	SECTOR 2	LAP TIME	MPH	DIFF	TIME OF DAY
1 -	1:43.838	51.850	2:35.688	68.65	10.746	10:28:41.400
2 -	1:38.436	49.511	2:27.947 (3)	72.24	3.005	10:31:09.347
3 -	<b>1:36.716</b>	<b>48.226</b>	<b>2:24.942 (1)</b>	<b>73.74</b>		<b>10:33:34.289</b>
4 -	1:38.674	48.610	2:27.284 (2)	72.56	2.342	10:36:01.573
5 -	1:38.270	51.356	2:29.626	71.43	4.684	10:38:31.199

P38 455 RMT Tyler DONOVAN		Suzuki SV650 -				
IDEAL LAP TIME : 2:25.836		BEST LAP TIME : 2:25.836		DIFFERENCE : 0.000		
LAP	SECTOR 1	SECTOR 2	LAP TIME	MPH	DIFF	TIME OF DAY
1 -	1:44.811	50.149	2:34.960 (3)	68.97	9.124	10:29:29.901
2 -	1:37.890	1:09.855	2:47.745	63.71	21.909	10:32:17.646
3 -	1:37.858	50.604	2:28.462 (2)	71.99	2.626	10:34:46.108
4 -	<b>1:36.230</b>	<b>49.606</b>	<b>2:25.836 (1)</b>	<b>73.28</b>		<b>10:37:11.944</b>

P39 63 RMT Stephen PERFITT		Suzuki SV650 -				
IDEAL LAP TIME :		BEST LAP TIME : 2:25.905		DIFFERENCE :		
LAP	SECTOR 1	SECTOR 2	LAP TIME	MPH	DIFF	TIME OF DAY
1 -	<b>OUTLAP</b>		2:39.614	66.96	13.709	10:36:02.995
2 -			<b>2:25.905 (1)</b>	<b>73.25</b>		<b>10:38:28.900</b>

P40 260 Greg PYMM		Suzuki SV650 -				
IDEAL LAP TIME : 2:27.783		BEST LAP TIME : 2:29.240		DIFFERENCE : 1.457		
LAP	SECTOR 1	SECTOR 2	LAP TIME	MPH	DIFF	TIME OF DAY
1 -	1:44.479	<b>49.488</b>	2:33.967	69.41	4.727	10:27:35.070
2 -	2:05.516	51.142	2:56.658	60.50	27.418	10:30:31.728
3 -	1:43.023	49.795	2:32.818 (3)	69.93	3.578	10:33:04.546
4 -	1:39.377	49.863	<b>2:29.240 (1)</b>	<b>71.61</b>		<b>10:35:33.786</b>
5 -	<b>1:38.295</b>	51.390	2:29.685 (2)	71.40	0.445	10:38:03.471

P41 114 RMT Adam CAVEY		Suzuki SV650 - PogSpeed				
IDEAL LAP TIME : 2:27.455		BEST LAP TIME : 2:29.270		DIFFERENCE : 1.815		
LAP	SECTOR 1	SECTOR 2	LAP TIME	MPH	DIFF	TIME OF DAY
1 -	1:44.486	50.753	2:35.239	68.84	5.969	10:28:38.089
2 -	1:40.959	50.504	2:31.463	70.56	2.193	10:31:09.552
3 -	1:39.942	49.575	2:29.517 (2)	71.48	0.247	10:33:39.069
4 -	<b>1:37.971</b>	52.846	2:30.817 (3)	70.86	1.547	10:36:09.886
5 -	1:39.786	<b>49.484</b>	<b>2:29.270 (1)</b>	<b>71.60</b>		<b>10:38:39.156</b>

P42 29 RMT Hayden KILLWORTH		Suzuki SV650 - BK Racing				
IDEAL LAP TIME : 2:27.307		BEST LAP TIME : 2:29.298		DIFFERENCE : 1.991		
LAP	SECTOR 1	SECTOR 2	LAP TIME	MPH	DIFF	TIME OF DAY
1 -	1:44.582	51.208	2:35.790	68.60	6.492	10:28:05.671
2 -	1:39.351	50.206	2:29.557 (3)	71.46	0.259	10:30:35.228
3 -	1:40.672	<b>49.275</b>	2:29.947	71.27	0.649	10:33:05.175
4 -	1:39.282	50.016	<b>2:29.298 (1)</b>	<b>71.58</b>		<b>10:35:34.473</b>
5 -	<b>1:38.032</b>	51.452	2:29.484 (2)	71.49	0.186	10:38:03.957

Weather / Track : Cloudy / Dry

Snetterton 300  
Circuit Length = 2.9689 miles  
Start: 10:24 Flag 10:36 End: 10:38

# BMCRC - MRO Championships 2021 - Rnd 2 @ Snetterton 300

## MRO Minitwins & BMCRC Rookie Minitwins

### QUALIFYING - SECTOR ANALYSIS



SECTOR 1 = FL to I1, SECTOR 2 = I1 to FL, DIFF = Difference To Personal Best Lap, P = Crossed Finish Line in Pit Lane, D = Time Disallowed

P43 169		Robert MILES		Suzuki SV650 - The Bike Shop Long Eaton			
IDEAL LAP TIME : 2:29.546		BEST LAP TIME : 2:29.765		DIFFERENCE : 0.219			
LAP	SECTOR 1	SECTOR 2	LAP TIME	MPH	DIFF	TIME OF DAY	
1 -	1:50.371	52.769	2:43.140	65.51	13.375	10:29:15.068	
2 -	1:43.336	51.439	2:34.775 (3)	69.05	5.010	10:31:49.843	
3 -	1:41.361	<b>50.321</b>	2:31.682 (2)	70.46	1.917	10:34:21.525	
4 -	<b>1:39.225</b>	50.540	<b>2:29.765 (1)</b>	<b>71.36</b>		<b>10:36:51.290</b>	

P44 18		Paul FIRTH		Suzuki SV650 -			
IDEAL LAP TIME : 2:30.602		BEST LAP TIME : 2:31.152		DIFFERENCE : 0.550			
LAP	SECTOR 1	SECTOR 2	LAP TIME	MPH	DIFF	TIME OF DAY	
1 -	1:50.100	52.363	2:42.463	65.78	11.311	10:27:51.903	
2 -	1:43.752	51.561	2:35.313	68.81	4.161	10:30:27.216	
3 -	1:40.560	50.759	2:31.319 (2)	70.63	0.167	10:32:58.535	
4 -	1:40.563	<b>50.589</b>	<b>2:31.152 (1)</b>	<b>70.71</b>		<b>10:35:29.687</b>	
5 -	<b>1:40.013</b>	52.670	2:32.683 (3)	70.00	1.531	10:38:02.370	

P45 116 RMT		Gareth FAITH		Suzuki SV650 - Sitramoto			
IDEAL LAP TIME : 2:32.183		BEST LAP TIME : 2:32.236		DIFFERENCE : 0.053			
LAP	SECTOR 1	SECTOR 2	LAP TIME	MPH	DIFF	TIME OF DAY	
1 -	1:45.010	52.541	2:37.551	67.83	5.315	10:27:38.127	
2 -	<b>1:39.705</b>	52.531	<b>2:32.236 (1)</b>	<b>70.20</b>		<b>10:30:10.363</b>	
3 -	1:39.906	<b>52.478</b>	2:32.384 (2)	70.13	0.148	10:32:42.747	
4 -	1:40.762	55.419	2:36.181	68.43	3.945	10:35:18.928	
5 -	1:41.036	52.923	2:33.959 (3)	69.42	1.723	10:37:52.887	

P46 70		Vanessa GILLAM		Suzuki SV650 - No More Straps Ltd			
IDEAL LAP TIME : 2:34.787		BEST LAP TIME : 2:34.787		DIFFERENCE : 0.000			
LAP	SECTOR 1	SECTOR 2	LAP TIME	MPH	DIFF	TIME OF DAY	
1 -	1:50.021	54.851	2:44.872	64.82	10.085	10:27:50.010	
2 -	1:46.086	54.867	2:40.953	66.40	6.166	10:30:30.963	
3 -	1:44.944	53.146	2:38.090 (2)	67.60	3.303	10:33:09.053	
4 -	<b>1:42.554</b>	<b>52.233</b>	<b>2:34.787 (1)</b>	<b>69.05</b>		<b>10:35:43.840</b>	
5 -	1:45.191	53.372	2:38.563 (3)	67.40	3.776	10:38:22.403	

P47 966 RMT		Paul LEE		Suzuki SV650 -			
IDEAL LAP TIME : 2:40.220		BEST LAP TIME : 2:40.220		DIFFERENCE : 0.000			
LAP	SECTOR 1	SECTOR 2	LAP TIME	MPH	DIFF	TIME OF DAY	
1 -	1:53.288	57.753	2:51.041	62.48	10.821	10:27:57.204	
2 -	1:47.968	56.255	2:44.223	65.08	4.003	10:30:41.427	
3 -	1:47.411	56.242	2:43.653 (2)	65.30	3.433	10:33:25.080	
4 -	1:48.122	55.553	2:43.675 (3)	65.30	3.455	10:36:08.755	
5 -	<b>1:45.400</b>	<b>54.820</b>	<b>2:40.220 (1)</b>	<b>66.70</b>		<b>10:38:48.975</b>	

Weather / Track : Cloudy / Dry

Snetterton 300  
Circuit Length = 2.9689 miles  
Start: 10:24 Flag 10:36 End: 10:38

# BMCRC - MRO Championships 2021 - Rnd 2 @ Snetterton 300

## MRO Minitwins & BMCRC Rookie Minitwins

### QUALIFYING - BEST SECTORS

SECTOR 1				SECTOR 2				IDEAL / BEST COMPARISON				
POS	NO	NAME	TIME	NO	NAME	TIME	POS	NO	NAME	IDEAL	BEST	DIFF
									<b>PERFECT LAP</b>	<b>2:07.485</b>		
1	96	HARRIS	1:25.128	95	REYNOLDS	42.357	1	96	HARRIS	2:07.556	2:07.556	0.000
2	95	REYNOLDS	1:25.213	96	HARRIS	42.428	2	95	REYNOLDS	2:07.570	2:07.570	0.000
3	232	WETHERELL	1:25.527	710	HENSTOCK	42.570	3	232	WETHERELL	2:08.182	2:08.182	0.000
4	661	HARRIS	1:26.130	232	WETHERELL	42.655	4	710	HENSTOCK	2:08.964	2:08.964	0.000
5	710	HENSTOCK	1:26.394	78	POVAH	42.663	5	661	HARRIS	2:09.048	2:09.048	0.000
6	26	DAVIES	1:26.668	72	GILLAM	42.752	6	26	DAVIES	2:09.638	2:09.638	0.000
7	72	GILLAM	1:27.072	661	HARRIS	42.918	7	72	GILLAM	2:09.824	2:10.144	0.320
8	78	POVAH	1:27.256	26	DAVIES	42.970	8	78	POVAH	2:09.919	2:09.919	0.000
9	19	LILLEY	1:27.302	66	DUCRAN	43.160	9	66	DUCRAN	2:10.645	2:10.829	0.184
10	16	COOPER	1:27.396	166	BAKER	43.468	10	19	LILLEY	2:11.241	2:11.910	0.669
11	66	DUCRAN	1:27.485	12	TAYLOR	43.828	11	16	COOPER	2:11.415	2:11.971	0.556
12	5	MANTELL	1:27.919	19	LILLEY	43.939	12	166	BAKER	2:11.573	2:11.573	0.000
13	166	BAKER	1:28.105	16	COOPER	44.019	13	12	TAYLOR	2:12.126	2:12.375	0.249
14	12	TAYLOR	1:28.298	5	MANTELL	44.230	14	5	MANTELL	2:12.149	2:19.223	7.074
15	73	LECOQ	1:29.357	81	MAY	44.343	15	258	FRIEND	2:14.507	2:14.864	0.357
16	258	FRIEND	1:29.778	258	FRIEND	44.729	16	81	MAY	2:14.567	2:14.618	0.051
17	81	MAY	1:30.224	71	CLUNE	45.040	17	73	LECOQ	2:14.774	2:14.774	0.000
18	84	BRANCO	1:30.361	123	FORSYTH	45.298	18	71	CLUNE	2:15.419	2:15.419	0.000
19	71	CLUNE	1:30.379	73	LECOQ	45.417	19	123	FORSYTH	2:15.786	2:16.242	0.456
20	123	FORSYTH	1:30.488	234	FLUX	45.631	20	84	BRANCO	2:16.032	2:16.373	0.341
21	234	FLUX	1:30.596	84	BRANCO	45.671	21	234	FLUX	2:16.227	2:16.458	0.231
22	40	WILKINSON	1:30.940	40	WILKINSON	45.883	22	40	WILKINSON	2:16.823	2:16.963	0.140
23	62	KING	1:31.855	15	CROSBY	45.991	23	15	CROSBY	2:17.869	2:17.869	0.000
24	15	CROSBY	1:31.878	62	KING	46.212	24	62	KING	2:18.067	2:18.557	0.490
25	34	JOHNSON	1:32.638	44	PARKER	46.325	25	34	JOHNSON	2:19.136	2:19.523	0.387
26	144	CRONIN	1:32.681	192	MOFFA	46.448	26	44	PARKER	2:19.544	2:19.544	0.000
27	23	BECKETT	1:32.834	34	JOHNSON	46.498	27	51	DURANT	2:19.953	2:20.784	0.831
28	51	DURANT	1:33.128	561	LESLIE	46.785	28	192	MOFFA	2:19.970	2:20.493	0.523
29	44	PARKER	1:33.219	51	DURANT	46.825	29	23	BECKETT	2:20.033	2:20.971	0.938
30	192	MOFFA	1:33.522	138	JARMIN	46.957	30	144	CRONIN	2:20.036	2:20.092	0.056
31	561	LESLIE	1:33.570	189	LAWSON	47.037	31	561	LESLIE	2:20.355	2:20.355	0.000
32	193	BOTTO	1:33.810	23	BECKETT	47.199	32	189	LAWSON	2:21.628	2:21.628	0.000
33	189	LAWSON	1:34.591	144	CRONIN	47.355	33	193	BOTTO	2:22.057	2:22.057	0.000
34	47	BOHANAN	1:34.860	744	ANDERSON	47.717	34	138	JARMIN	2:22.147	2:22.147	0.000
35	744	ANDERSON	1:34.888	919	BELLIS	48.226	35	744	ANDERSON	2:22.605	2:23.138	0.533
36	138	JARMIN	1:35.190	193	BOTTO	48.247	36	47	BOHANAN	2:23.217	2:23.217	0.000
37	455	DONOVAN	1:36.230	47	BOHANAN	48.357	37	919	BELLIS	2:24.942	2:24.942	0.000
38	919	BELLIS	1:36.716	29	KILLWORTH	49.275	38	455	DONOVAN	2:25.836	2:25.836	0.000
39	114	CAVEY	1:37.971	114	CAVEY	49.484	39	29	KILLWORTH	2:27.307	2:29.298	1.991
40	29	KILLWORTH	1:38.032	260	PYMM	49.488	40	114	CAVEY	2:27.455	2:29.270	1.815
41	260	PYMM	1:38.295	455	DONOVAN	49.606	41	260	PYMM	2:27.783	2:29.240	1.457
42	169	MILES	1:39.225	169	MILES	50.321	42	169	MILES	2:29.546	2:29.765	0.219
43	116	FAITH	1:39.705	18	FIRTH	50.589	43	18	FIRTH	2:30.602	2:31.152	0.550
44	18	FIRTH	1:40.013	70	GILLAM	52.233	44	116	FAITH	2:32.183	2:32.236	0.053
45	70	GILLAM	1:42.554	116	FAITH	52.478	45	70	GILLAM	2:34.787	2:34.787	0.000
46	966	LEE	1:45.400	966	LEE	54.820	46	966	LEE	2:40.220	2:40.220	0.000
47							47	63	PERFITT		2:25.905	

Weather / Track : Cloudy / Dry

Snetterton 300

Circuit Length = 2.9689 miles

Start: 10:24 Flag 10:36 End: 10:38

Results can be found at [www.tsl-timing.com](http://www.tsl-timing.com)

Printed - 10:39 Saturday, 29 May 2021



# BMCRC - MRO Championships 2021 - Rnd 2 @ Snetterton 300

## MRO Minitwins & BMCRC Rookie Minitwins

### QUALIFYING - STATISTICS

**Competitors Started** 47  
**Planned Start** 2021-05-29 @ 10:27:00.000  
**Actual Start** 2021-05-29 @ 10:24:44.230  
**Finish Time** 2021-05-29 @ 10:36:27.176  
**Track Length** 2.9689mi.  
**Total Laps** 231  
**Total Distance Covered** 685.8185mi.

### Session Fastest Lap History

NO	CL	NAME	LAP TIME	TIME OF DAY	LAP	VEHICLE
95		John REYNOLDS	<b>2:15.028</b>	10:27:08.212	1	Suzuki SV650
661		Cameron HARRIS	<b>2:13.629</b>	10:27:08.273	1	Suzuki SV650
95		John REYNOLDS	<b>2:09.537</b>	10:29:17.749	2	Suzuki SV650
232		Matt WETHERELL	<b>2:09.224</b>	10:29:18.136	2	Suzuki SV650
96		Dan HARRIS	<b>2:09.074</b>	10:33:03.000	3	Suzuki SV650
232		Matt WETHERELL	<b>2:08.182</b>	10:33:35.569	4	Suzuki SV650
95		John REYNOLDS	<b>2:07.570</b>	10:33:35.902	4	Suzuki SV650
96		Dan HARRIS	<b>2:07.556</b>	10:37:19.871	5	Suzuki SV650

### Flag History

TYPE	TIME OF DAY
GREEN	10:24:44.230
FINISH	10:36:27.176

### Flag Statistics

TYPE	COUNT	TOTAL LAPS	TOTAL TIME
Green	1	6	14:10.145
Red	0	0	0.000
Safety Car	0	0	0.000
FCY	0	0	0.000

Weather / Track : Cloudy / Dry

Results can be found at [www.tsl-timing.com](http://www.tsl-timing.com)

Page 1 of 3

Snetterton 300  
Circuit Length = 2.9689 miles  
Start: 10:24 Flag 10:36 End: 10:38

Printed - 10:39 Saturday, 29 May 2021

# BMCRC - MRO Championships 2021 - Rnd 2 @ Snetterton 300

## MRO Minitwins & BMCRC Rookie Minitwins

### QUALIFYING - STATISTICS

CLASS :

30 Starters

#### Fastest Lap History

NO	NAME	LAP TIME	TIME OF DAY	LAP	VEHICLE
95	John REYNOLDS	<b>2:15.028</b>	10:27:08.212	1	Suzuki SV650
661	Cameron HARRIS	<b>2:13.629</b>	10:27:08.273	1	Suzuki SV650
95	John REYNOLDS	<b>2:09.537</b>	10:29:17.749	2	Suzuki SV650
232	Matt WETHERELL	<b>2:09.224</b>	10:29:18.136	2	Suzuki SV650
96	Dan HARRIS	<b>2:09.074</b>	10:33:03.000	3	Suzuki SV650
232	Matt WETHERELL	<b>2:08.182</b>	10:33:35.569	4	Suzuki SV650
95	John REYNOLDS	<b>2:07.570</b>	10:33:35.902	4	Suzuki SV650
96	Dan HARRIS	<b>2:07.556</b>	10:37:19.871	5	Suzuki SV650

Weather / Track : Cloudy / Dry

Results can be found at [www.tsl-timing.com](http://www.tsl-timing.com)

Page 2 of 3

Snetterton 300  
Circuit Length = 2.9689 miles  
Start: 10:24 Flag 10:36 End: 10:38

Printed - 10:39 Saturday, 29 May 2021

# BMCRC - MRO Championships 2021 - Rnd 2 @ Snetterton 300

## MRO Minitwins & BMCRC Rookie Minitwins

### QUALIFYING - STATISTICS

CLASS : RMT

18 Starters

#### Fastest Lap History

NO	NAME	LAP TIME	TIME OF DAY	LAP	VEHICLE
72	Mark GILLAM	<b>2:17.074</b>	10:27:15.813	1	Suzuki SV650
72	Mark GILLAM	<b>2:11.930</b>	10:29:27.743	2	Suzuki SV650
72	Mark GILLAM	<b>2:10.304</b>	10:31:38.047	3	Suzuki SV650
72	Mark GILLAM	<b>2:10.144</b>	10:38:11.287	6	Suzuki SV650

# BMCRC - MRO Championships 2021 - Rnd 2 @ Snetterton 300



## MRO Minitwins

### RACE 5 - GRID (5 Laps)

ROW 10	30   70   Vanessa GILLAM   2:34.787	29   18   Paul FIRTH   2:31.152	28   169   Robert MILES   2:29.765
ROW 9	27   260   Greg PYMM   2:29.240	26   47   Tristan BOHANAN   2:23.217	25   138   Craig JARMIN   2:22.147
ROW 8	24   23   Claire BECKETT   2:20.971	23   51   Andrew DURANT   2:20.784	22   561   David LESLIE   2:20.355
ROW 7	21   144   Nick CRONIN   2:20.092	20   44   Tony PARKER   2:19.544	19   34   Andrew JOHNSON   2:19.523
ROW 6	18   5   Barry MANTELL   2:19.223	17   15   Harrison CROSBY   2:17.869	16   40   Simon WILKINSON   2:16.963
ROW 5	15   84   Ricardo BRANCO   2:16.373	14   71   Colin CLUNE   2:15.419	13   258   Ande FRIEND   2:14.864
ROW 4	12   81   Malvern MAY   2:14.618	11   12   Russell TAYLOR   2:12.375	10   16   Martin COOPER   2:11.971
ROW 3	9   19   Kevin LILLEY   2:11.910	8   66   Mitch DUCRAN   2:10.829	7   78   Keith POVAH   2:09.919
ROW 2	6   26   Glynn DAVIES   2:09.638	5   661   Cameron HARRIS   2:09.048	4   710   Craig HENSTOCK   2:08.964
ROW 1	3   232   Matt WETHERELL   2:08.182	2   95   John REYNOLDS   2:07.570	1   96   Dan HARRIS   2:07.556
<b>Pole</b>			

Snetterton 300

Circuit Length = 2.9689 miles

These results are provisional until the conclusion of any judicial and technical matters.

Clerk Of Course :	Stewards :	Timekeeper : Craig Smith
-------------------	------------	--------------------------

Results can be found at [www.tsl-timing.com](http://www.tsl-timing.com)

Printed - 10:50 Saturday, 29 May 2021



**BMCRC - MRO Championships 2021 - Rnd 2 @ Snetterton 300****MRO Minitwins****RACE 5 - CLASSIFICATION**

POS	NO	NAME	ENTRY	LAPS	TIME	GAP	DIFF	MPH	BEST	ON
1	95	John REYNOLDS	Suzuki SV650 - Fins Motorcycles	5	10:42.018			83.23	2:06.829	4
2	232	Matt WETHERELL	Suzuki SV650 - MSG Racing/Lamonde.com/FWR Ty	5	10:42.583	0.565	0.565	83.16	2:06.608	4
3	96	Dan HARRIS	Suzuki SV650 - HP Racing	5	10:44.704	2.686	2.121	82.89	2:07.054	4
4	26	Glynn DAVIES	Suzuki SV650 -	5	10:47.863	5.845	3.159	82.48	2:07.964	3
5	5	Barry MANTELL	Suzuki SV650 S - Swedish car connection	5	10:54.025	12.007	6.162	81.71	2:08.885	5
6	19	Kevin LILLEY	Suzuki SV650 - Trafalgar Cleaning Eqpt. / Steve Jort	5	10:54.115	12.097	0.090	81.69	2:09.078	2
7	12	Russell TAYLOR	Suzuki SV650 -	5	10:54.566	12.548	0.451	81.64	2:08.988	2
8	66	Mitch DUCRAN	Suzuki SV650 -	5	10:54.607	12.589	0.041	81.63	2:09.060	5
9	16	Martin COOPER	Suzuki SV650 -	5	10:55.249	13.231	0.642	81.55	2:09.057	5
10	710	Craig HENSTOCK	Suzuki SV650 -	5	10:56.251	14.233	1.002	81.43	2:09.483	2
11	15	Harrison CROSBY	Suzuki SV650 -	5	11:18.444	36.426	22.193	78.76	2:13.623	5
12	258	Ande FRIEND	Suzuki SV650 - Flying colours Motorcycle Training	5	11:18.621	36.603	0.177	78.74	2:13.677	5
13	71	Colin CLUNE	Suzuki SV650 -	5	11:22.974	40.956	4.353	78.24	2:14.930	5
14	40	Simon WILKINSON	Suzuki SV650 - S P Wilkinson Engineering Ltd	5	11:24.078	42.060	1.104	78.12	2:15.021	3
15	81	Malvern MAY	Suzuki SV650 -	5	11:48.579	1:06.561	24.501	75.41	2:15.505	2
16	44	Tony PARKER	Suzuki SV650 - Emerald Elevators/PriceLess Copier	5	11:49.327	1:07.309	0.748	75.33	2:19.034	5
17	34	Andrew JOHNSON	Suzuki SV650 - Rose & Charlie Racing	5	11:51.150	1:09.132	1.823	75.14	2:19.489	4
18	561	David LESLIE	Suzuki SV650 -	5	11:51.299	1:09.281	0.149	75.13	2:18.132	5
19	23	Claire BECKETT	Suzuki SV650 - P Sheils & Sons	5	11:52.021	1:10.003	0.722	75.05	2:18.735	5
20	51	Andrew DURANT	Suzuki SV650 -	5	11:53.016	1:10.998	0.995	74.94	2:19.245	5
21	144	Nick CRONIN	Suzuki SV650 -	5	11:54.308	1:12.290	1.292	74.81	2:19.346	5
22	47	Tristan BOHANAN	Suzuki SV650 - Myself	5	11:54.602	1:12.584	0.294	74.78	2:18.447	5
23	18	Paul FIRTH	Suzuki SV650 -	5	12:45.425	2:03.407	50.823	69.81	2:30.907	4
24	169	Robert MILES	Suzuki SV650 - The Bike Shop Long Eaton	5	12:45.557	2:03.539	0.132	69.80	2:29.309	5
25	70	Vanessa GILLAM	Suzuki SV650 - No More Straps Ltd	4	10:46.433	1 Lap	1 Lap	66.13	2:38.444	4

**NOT CLASSIFIED**

DNF	78	Keith POVAH	Suzuki SV650 - Instagram @crap.sack	2	4:22.045	3 Laps	2 Laps	81.57	2:08.621	2
DNF	661	Cameron HARRIS	Suzuki SV650 - HARRIS PERFORMANCE	2	4:22.243	3 Laps	0.198	81.51	2:07.850	2
DNF	84	Ricardo BRANCO	Suzuki SV650 - IMP Racing	2	4:55.711	3 Laps	33.468	72.28	2:24.409	2
DNF	260	Greg PYMM	Suzuki SV650 -	2	5:04.289	3 Laps	8.578	70.24	2:26.912	2
DNF	138	Craig JARMIN	Suzuki SV650 - BK Racing	1	2:38.537	4 Laps	1 Lap	67.41	2:38.537	1

**FASTEST LAP**

232	Matt WETHERELL	Suzuki SV650 - MSG Racing/Lamonde.com/FWR Ty	4	2:06.608	84.41 mph	135.85 kph
-----	----------------	--	---	----------	-----------	------------

92.5% of Race Speed = 76.98 mph

**Weather / Track : Cloudy / Dry****These results are provisional until the conclusion of any judicial and technical matters.**

Snetterton 300: 2.9689 miles

Race Distance: 5 Laps / 14.84 miles

Start: 13:13 Flag 13:24 End: 13:26

Clerk Of Course :	Stewards :	Timekeeper : Craig Smith
-------------------	------------	--------------------------

Results can be found at [www.tsl-timing.com](http://www.tsl-timing.com)

Printed - 13:27 Saturday, 29 May 2021



# BMCRC - MRO Championships 2021 - Rnd 2 @ Snetterton 300

## MRO Minitwins

### RACE 5 - LAP CHART

LAP 1 @ 13:15:40.105			LAP 2 @ 13:17:47.145			LAP 3 @ 13:19:54.130			LAP 4 @ 13:22:00.959			LAP 5 @ 13:24:08.966		
NO	BEHIND	LAP TIME	NO	BEHIND	LAP TIME	NO	BEHIND	LAP TIME	NO	BEHIND	LAP TIME	NO	BEHIND	LAP TIME
95		2:13.157	95		2:07.040	95		2:06.985	95		2:06.829	95		2:08.007
78	0.267	2:13.424	78	1.848	2:08.621	232	1.776	2:06.712	232	1.555	2:06.608	232	0.565	2:07.017
232	0.679	2:13.836	661	2.046	2:07.850	96	3.034	2:07.324	96	3.259	2:07.054	96	2.686	2:07.434
96	1.093	2:14.250	232	2.049	2:08.410	26	3.838	2:07.964	26	5.064	2:08.055	70	1 Lap	2:38.444
661	1.236	2:14.393	96	2.695	2:08.642	19	7.603	2:09.947	19	10.862	2:10.088	26	5.845	2:08.788
66	1.375	2:14.532	26	2.859	2:08.417	710	7.753	2:09.939	5	11.129	2:09.881	5	12.007	2:08.885
26	1.482	2:14.639	19	4.641	2:09.078	12	7.759	2:09.896	12	11.185	2:10.255	19	12.097	2:09.242
710	2.356	2:15.513	710	4.799	2:09.483	66	7.789	2:09.450	710	11.260	2:10.336	12	12.548	2:09.370
19	2.603	2:15.760	12	4.848	2:08.988	5	8.077	2:09.539	66	11.536	2:10.576	66	12.589	2:09.060
12	2.900	2:16.057	66	5.324	2:10.989	16	8.723	2:09.520	16	12.181	2:10.287	16	13.231	2:09.057
16	3.257	2:16.414	5	5.523	2:09.194	15	23.359	2:15.303	15	30.810	2:14.280	710	14.233	2:10.980
5	3.369	2:16.526	16	6.188	2:09.971	258	23.527	2:15.201	258	30.933	2:14.235	15	36.426	2:13.623
258	7.184	2:20.341	15	15.041	2:14.599	71	25.015	2:16.226	71	34.033	2:15.847	258	36.603	2:13.677
15	7.482	2:20.639	258	15.311	2:15.167	40	25.604	2:15.021	40	34.415	2:15.640	71	40.956	2:14.930
71	7.663	2:20.820	71	15.774	2:15.151	44	43.754	2:19.973	44	56.282	2:19.357	40	42.060	2:15.652
40	9.507	2:22.664	40	17.568	2:15.101	34	44.470	2:20.692	81	56.348	2:17.209	81	1:06.561	2:18.220
23	15.447	2:28.604	23	30.624	2:22.217	23	45.371	2:21.732	34	57.130	2:19.489	44	1:07.309	2:19.034
44	16.488	2:29.645	34	30.763	2:19.880	51	45.916	2:21.598	561	59.156	2:19.795	34	1:09.132	2:20.009
34	17.923	2:31.080	44	30.766	2:21.318	81	45.968	2:17.807	23	59.275	2:20.733	561	1:09.281	2:18.132
51	17.949	2:31.106	51	31.303	2:20.394	561	46.190	2:21.700	51	59.760	2:20.673	23	1:10.003	2:18.735
561	18.056	2:31.213	561	31.475	2:20.459	144	47.188	2:20.866	144	1:00.951	2:20.592	51	1:10.998	2:19.245
84	18.145	2:31.302	144	33.307	2:21.830	47	48.539	2:20.678	47	1:02.144	2:20.434	144	1:12.290	2:19.346
144	18.517	2:31.674	47	34.846	2:22.874	18	1:16.134	2:32.786	18	1:40.212	2:30.907	47	1:12.584	2:18.447
47	19.012	2:32.169	81	35.146	2:15.505	169	1:18.855	2:29.571	169	1:42.237	2:30.211	18	2:03.407	2:31.202
260	24.220	2:37.377	84	35.514	2:24.409	70	1:40.807	2:40.391				169	2:03.539	2:29.309
18	25.088	2:38.245	260	44.092	2:26.912									
138	25.380	2:38.537	18	50.333	2:32.285									
81	26.681	2:39.838	169	56.269	2:32.920									
169	30.389	2:43.546	70	1:07.401	2:38.578									
70	35.863	2:49.020												

Weather / Track : Cloudy / Dry

Results can be found at [www.tsl-timing.com](http://www.tsl-timing.com)

Snetterton 300

Circuit Length = 2.9689 miles

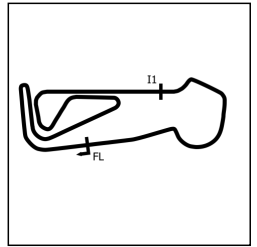
Start: 13:13 Flag 13:24 End: 13:26

Printed - 13:27 Saturday, 29 May 2021

# BMCRC - MRO Championships 2021 - Rnd 2 @ Snetterton 300

## MRO Minitwins

### RACE 5 - SECTOR ANALYSIS



SECTOR 1 = FL to I1, SECTOR 2 = I1 to FL, DIFF = Difference To Personal Best Lap, P = Crossed Finish Line in Pit Lane, D = Time Disallowed

P1 95		John REYNOLDS		Suzuki SV650 - Fins Motorcycles		
IDEAL LAP TIME : 2:06.626		BEST LAP TIME : 2:06.829		DIFFERENCE : 0.203		
LAP	SECTOR 1	SECTOR 2	LAP TIME	MPH	DIFF	TIME OF DAY
1 -		42.483	2:13.157	80.26	6.328	13:15:40.105
2 -	1:25.348	<b>41.692</b>	2:07.040 (3)	84.13	0.211	13:17:47.145
3 -	<b>1:24.934</b>	42.051	2:06.985 (2)	84.16	0.156	13:19:54.130
4 -	1:25.014	41.815	<b>2:06.829 (1)</b>	<b>84.27</b>		<b>13:22:00.959</b>
5 -	1:25.374	42.633	2:08.007	83.49	1.178	13:24:08.966

P2 232		Matt WETHERELL		Suzuki SV650 - MSG Racing/Lamonde.com/FWR Tyres		
IDEAL LAP TIME : 2:06.007		BEST LAP TIME : 2:06.608		DIFFERENCE : 0.601		
LAP	SECTOR 1	SECTOR 2	LAP TIME	MPH	DIFF	TIME OF DAY
1 -		43.052	2:13.836	79.85	7.228	13:15:40.784
2 -	1:25.925	42.485	2:08.410	83.23	1.802	13:17:49.194
3 -	1:25.184	<b>41.528</b>	2:06.712 (2)	84.34	0.104	13:19:55.906
4 -	1:24.921	41.687	<b>2:06.608 (1)</b>	<b>84.41</b>		<b>13:22:02.514</b>
5 -	<b>1:24.479</b>	42.538	2:07.017 (3)	84.14	0.409	13:24:09.531

P3 96		Dan HARRIS		Suzuki SV650 - HP Racing		
IDEAL LAP TIME : 2:06.592		BEST LAP TIME : 2:07.054		DIFFERENCE : 0.462		
LAP	SECTOR 1	SECTOR 2	LAP TIME	MPH	DIFF	TIME OF DAY
1 -		43.188	2:14.250	79.61	7.196	13:15:41.198
2 -	1:25.682	42.960	2:08.642	83.08	1.588	13:17:49.840
3 -	1:25.306	<b>42.018</b>	2:07.324 (2)	83.94	0.270	13:19:57.164
4 -	1:24.674	42.380	<b>2:07.054 (1)</b>	<b>84.12</b>		<b>13:22:04.218</b>
5 -	<b>1:24.574</b>	42.860	2:07.434 (3)	83.87	0.380	13:24:11.652

P4 26		Glynn DAVIES		Suzuki SV650 -		
IDEAL LAP TIME : 2:07.738		BEST LAP TIME : 2:07.964		DIFFERENCE : 0.226		
LAP	SECTOR 1	SECTOR 2	LAP TIME	MPH	DIFF	TIME OF DAY
1 -		43.948	2:14.639	79.38	6.675	13:15:41.587
2 -	1:25.579	42.838	2:08.417 (3)	83.22	0.453	13:17:50.004
3 -	1:25.656	<b>42.308</b>	<b>2:07.964 (1)</b>	<b>83.52</b>		<b>13:19:57.968</b>
4 -	1:25.532	42.523	2:08.055 (2)	83.46	0.091	13:22:06.023
5 -	<b>1:25.430</b>	43.358	2:08.788	82.98	0.824	13:24:14.811

P5 5		Barry MANTELL		Suzuki SV650 S - Swedish car connection		
IDEAL LAP TIME : 2:08.622		BEST LAP TIME : 2:08.885		DIFFERENCE : 0.263		
LAP	SECTOR 1	SECTOR 2	LAP TIME	MPH	DIFF	TIME OF DAY
1 -		43.076	2:16.526	78.28	7.641	13:15:43.474
2 -	1:26.137	43.057	2:09.194 (2)	82.72	0.309	13:17:52.668
3 -	1:26.755	<b>42.784</b>	2:09.539 (3)	82.50	0.654	13:20:02.207
4 -	1:26.518	43.363	2:09.881	82.29	0.996	13:22:12.088
5 -	<b>1:25.838</b>	43.047	<b>2:08.885 (1)</b>	<b>82.92</b>		<b>13:24:20.973</b>

P6 19		Kevin LILLEY		Suzuki SV650 - Trafalgar Cleaning Eqpt. / Steve Jordan Motorcy		
IDEAL LAP TIME : 2:08.811		BEST LAP TIME : 2:09.078		DIFFERENCE : 0.267		
LAP	SECTOR 1	SECTOR 2	LAP TIME	MPH	DIFF	TIME OF DAY
1 -		43.301	2:15.760	78.72	6.682	13:15:42.708
2 -	<b>1:25.679</b>	43.399	<b>2:09.078 (1)</b>	<b>82.80</b>		<b>13:17:51.786</b>
3 -	1:26.269	43.678	2:09.947 (3)	82.24	0.869	13:20:01.733
4 -	1:26.643	43.445	2:10.088	82.16	1.010	13:22:11.821
5 -	1:26.110	<b>43.132</b>	2:09.242 (2)	82.69	0.164	13:24:21.063

Weather / Track : Cloudy / Dry

Snetterton 300  
Circuit Length = 2.9689 miles  
Start: 13:13 Flag 13:24 End: 13:26

# BMCRC - MRO Championships 2021 - Rnd 2 @ Snetterton 300

## MRO Minitwins

### RACE 5 - SECTOR ANALYSIS



SECTOR 1 = FL to I1, SECTOR 2 = I1 to FL, DIFF = Difference To Personal Best Lap, P = Crossed Finish Line in Pit Lane, D = Time Disallowed

<b>P7</b>	<b>12</b>	<b>Russell TAYLOR</b>	Suzuki SV650 -
IDEAL LAP TIME : 2:08.759		BEST LAP TIME : 2:08.988	DIFFERENCE : 0.229

LAP	SECTOR 1	SECTOR 2	LAP TIME	MPH	DIFF	TIME OF DAY
1 -		<b>43.077</b>	2:16.057	78.55	7.069	13:15:43.005
2 -	<b>1:25.682</b>	43.306	<b>2:08.988 (1)</b>	<b>82.86</b>		<b>13:17:51.993</b>
3 -	1:26.460	43.436	2:09.896 (3)	82.28	0.908	13:20:01.889
4 -	1:26.782	43.473	2:10.255	82.05	1.267	13:22:12.144
5 -	1:26.223	43.147	2:09.370 (2)	82.61	0.382	13:24:21.514

<b>P8</b>	<b>66</b>	<b>Mitch DUCRAN</b>	Suzuki SV650 -
IDEAL LAP TIME : 2:08.995		BEST LAP TIME : 2:09.060	DIFFERENCE : 0.065

LAP	SECTOR 1	SECTOR 2	LAP TIME	MPH	DIFF	TIME OF DAY
1 -		<b>42.849</b>	2:14.532	79.44	5.472	13:15:41.480
2 -	1:27.229	43.760	2:10.989	81.59	1.929	13:17:52.469
3 -	1:26.445	43.005	2:09.450 (2)	82.56	0.390	13:20:01.919
4 -	1:27.316	43.260	2:10.576 (3)	81.85	1.516	13:22:12.495
5 -	<b>1:26.146</b>	42.914	<b>2:09.060 (1)</b>	<b>82.81</b>		<b>13:24:21.555</b>

<b>P9</b>	<b>16</b>	<b>Martin COOPER</b>	Suzuki SV650 -
IDEAL LAP TIME : 2:08.589		BEST LAP TIME : 2:09.057	DIFFERENCE : 0.468

LAP	SECTOR 1	SECTOR 2	LAP TIME	MPH	DIFF	TIME OF DAY
1 -		42.936	2:16.414	78.35	7.357	13:15:43.362
2 -	1:26.548	43.423	2:09.971 (3)	82.23	0.914	13:17:53.333
3 -	<b>1:25.976</b>	43.544	2:09.520 (2)	82.52	0.463	13:20:02.853
4 -	1:26.620	43.667	2:10.287	82.03	1.230	13:22:13.140
5 -	1:26.444	<b>42.613</b>	<b>2:09.057 (1)</b>	<b>82.81</b>		<b>13:24:22.197</b>

<b>P10</b>	<b>710</b>	<b>Craig HENSTOCK</b>	Suzuki SV650 -
IDEAL LAP TIME : 2:09.387		BEST LAP TIME : 2:09.483	DIFFERENCE : 0.096

LAP	SECTOR 1	SECTOR 2	LAP TIME	MPH	DIFF	TIME OF DAY
1 -		<b>43.026</b>	2:15.513	78.87	6.030	13:15:42.461
2 -	<b>1:26.361</b>	43.122	<b>2:09.483 (1)</b>	<b>82.54</b>		<b>13:17:51.944</b>
3 -	1:26.599	43.340	2:09.939 (2)	82.25	0.456	13:20:01.883
4 -	1:26.971	43.365	2:10.336 (3)	82.00	0.853	13:22:12.219
5 -	1:27.502	43.478	2:10.980	81.60	1.497	13:24:23.199

<b>P11</b>	<b>15</b>	<b>Harrison CROSBY</b>	Suzuki SV650 -
IDEAL LAP TIME : 2:13.623		BEST LAP TIME : 2:13.623	DIFFERENCE : 0.000

LAP	SECTOR 1	SECTOR 2	LAP TIME	MPH	DIFF	TIME OF DAY
1 -		44.604	2:20.639	75.99	7.016	13:15:47.587
2 -	1:29.417	45.182	2:14.599 (3)	79.40	0.976	13:18:02.186
3 -	1:30.242	45.061	2:15.303	78.99	1.680	13:20:17.489
4 -	1:29.744	44.536	2:14.280 (2)	79.59	0.657	13:22:31.769
5 -	<b>1:29.362</b>	<b>44.261</b>	<b>2:13.623 (1)</b>	<b>79.98</b>		<b>13:24:45.392</b>

<b>P12</b>	<b>258</b>	<b>Ande FRIEND</b>	Suzuki SV650 - Flying colours Motorcycle Training
IDEAL LAP TIME : 2:13.673		BEST LAP TIME : 2:13.677	DIFFERENCE : 0.004

LAP	SECTOR 1	SECTOR 2	LAP TIME	MPH	DIFF	TIME OF DAY
1 -		44.849	2:20.341	76.15	6.664	13:15:47.289
2 -	1:30.004	45.163	2:15.167 (3)	79.07	1.490	13:18:02.456
3 -	1:30.424	44.777	2:15.201	79.05	1.524	13:20:17.657
4 -	1:30.098	<b>44.137</b>	2:14.235 (2)	79.62	0.558	13:22:31.892
5 -	<b>1:29.536</b>	44.141	<b>2:13.677 (1)</b>	<b>79.95</b>		<b>13:24:45.569</b>

Weather / Track : Cloudy / Dry

Snetterton 300

Circuit Length = 2.9689 miles

Start: 13:13 Flag 13:24 End: 13:26



# BMCRC - MRO Championships 2021 - Rnd 2 @ Snetterton 300

## MRO Minitwins

### RACE 5 - SECTOR ANALYSIS



SECTOR 1 = FL to I1, SECTOR 2 = I1 to FL, DIFF = Difference To Personal Best Lap, P = Crossed Finish Line in Pit Lane, D = Time Disallowed

P13 71		Colin CLUNE		Suzuki SV650 -		
IDEAL LAP TIME : 2:14.803		BEST LAP TIME : 2:14.930		DIFFERENCE : 0.127		
LAP	SECTOR 1	SECTOR 2	LAP TIME	MPH	DIFF	TIME OF DAY
1 -		44.783	2:20.820	75.89	5.890	13:15:47.768
2 -	<b>1:30.194</b>	44.957	2:15.151 (2)	79.08	0.221	13:18:02.919
3 -	1:31.193	45.033	2:16.226	78.45	1.296	13:20:19.145
4 -	1:30.630	45.217	2:15.847 (3)	78.67	0.917	13:22:34.992
5 -	1:30.321	<b>44.609</b>	<b>2:14.930 (1)</b>	<b>79.21</b>		<b>13:24:49.922</b>

P14 40		Simon WILKINSON		Suzuki SV650 - S P Wilkinson Engineering Ltd		
IDEAL LAP TIME : 2:14.969		BEST LAP TIME : 2:15.021		DIFFERENCE : 0.052		
LAP	SECTOR 1	SECTOR 2	LAP TIME	MPH	DIFF	TIME OF DAY
1 -		45.642	2:22.664	74.91	7.643	13:15:49.612
2 -	1:29.342	45.759	2:15.101 (2)	79.11	0.080	13:18:04.713
3 -	<b>1:29.329</b>	45.692	<b>2:15.021 (1)</b>	<b>79.15</b>		<b>13:20:19.734</b>
4 -	1:30.000	<b>45.640</b>	2:15.640 (3)	78.79	0.619	13:22:35.374
5 -	1:29.908	45.744	2:15.652	78.79	0.631	13:24:51.026

P15 81		Malvern MAY		Suzuki SV650 -		
IDEAL LAP TIME : 2:15.505		BEST LAP TIME : 2:15.505		DIFFERENCE : 0.000		
LAP	SECTOR 1	SECTOR 2	LAP TIME	MPH	DIFF	TIME OF DAY
1 -		45.184	2:39.838	66.86	24.333	13:16:06.786
2 -	<b>1:30.427</b>	<b>45.078</b>	<b>2:15.505 (1)</b>	<b>78.87</b>		<b>13:18:22.291</b>
3 -	1:31.497	46.310	2:17.807 (3)	77.55	2.302	13:20:40.098
4 -	1:30.623	46.586	2:17.209 (2)	77.89	1.704	13:22:57.307
5 -	1:30.928	47.292	2:18.220	77.32	2.715	13:25:15.527

P16 44		Tony PARKER		Suzuki SV650 - Emerald Elevators/PriceLess Copiers		
IDEAL LAP TIME : 2:18.557		BEST LAP TIME : 2:19.034		DIFFERENCE : 0.477		
LAP	SECTOR 1	SECTOR 2	LAP TIME	MPH	DIFF	TIME OF DAY
1 -		46.529	2:29.645	71.42	10.611	13:15:56.593
2 -	1:32.894	48.424	2:21.318	75.63	2.284	13:18:17.911
3 -	1:32.995	46.978	2:19.973 (3)	76.35	0.939	13:20:37.884
4 -	<b>1:32.231</b>	47.126	2:19.357 (2)	76.69	0.323	13:22:57.241
5 -	1:32.708	<b>46.326</b>	<b>2:19.034 (1)</b>	<b>76.87</b>		<b>13:25:16.275</b>

P17 34		Andrew JOHNSON		Suzuki SV650 - Rose & Charlie Racing		
IDEAL LAP TIME : 2:19.074		BEST LAP TIME : 2:19.489		DIFFERENCE : 0.415		
LAP	SECTOR 1	SECTOR 2	LAP TIME	MPH	DIFF	TIME OF DAY
1 -		47.243	2:31.080	70.74	11.591	13:15:58.028
2 -	1:32.935	46.945	2:19.880 (2)	76.40	0.391	13:18:17.908
3 -	1:34.530	<b>46.162</b>	2:20.692	75.96	1.203	13:20:38.600
4 -	<b>1:32.912</b>	46.577	<b>2:19.489 (1)</b>	<b>76.62</b>		<b>13:22:58.089</b>
5 -	1:33.271	46.738	2:20.009 (3)	76.33	0.520	13:25:18.098

P18 561		David LESLIE		Suzuki SV650 -		
IDEAL LAP TIME : 2:18.132		BEST LAP TIME : 2:18.132		DIFFERENCE : 0.000		
LAP	SECTOR 1	SECTOR 2	LAP TIME	MPH	DIFF	TIME OF DAY
1 -		48.035	2:31.213	70.68	13.081	13:15:58.161
2 -	1:33.647	46.812	2:20.459 (3)	76.09	2.327	13:18:18.620
3 -	1:34.421	47.279	2:21.700	75.42	3.568	13:20:40.320
4 -	1:32.796	46.999	2:19.795 (2)	76.45	1.663	13:23:00.115
5 -	<b>1:31.445</b>	<b>46.687</b>	<b>2:18.132 (1)</b>	<b>77.37</b>		<b>13:25:18.247</b>

Weather / Track : Cloudy / Dry

Snetterton 300  
Circuit Length = 2.9689 miles  
Start: 13:13 Flag 13:24 End: 13:26

# BMCRC - MRO Championships 2021 - Rnd 2 @ Snetterton 300

## MRO Minitwins

### RACE 5 - SECTOR ANALYSIS



SECTOR 1 = FL to I1, SECTOR 2 = I1 to FL, DIFF = Difference To Personal Best Lap, P = Crossed Finish Line in Pit Lane, D = Time Disallowed

P19 23		Claire BECKETT		Suzuki SV650 - P Sheils & Sons		
IDEAL LAP TIME : 2:18.735		BEST LAP TIME : 2:18.735		DIFFERENCE : 0.000		
LAP	SECTOR 1	SECTOR 2	LAP TIME	MPH	DIFF	TIME OF DAY
1 -		46.842	2:28.604	71.92	9.869	13:15:55.552
2 -	1:33.577	48.640	2:22.217	75.15	3.482	13:18:17.769
3 -	1:34.636	47.096	2:21.732 (3)	75.41	2.997	13:20:39.501
4 -	1:33.331	47.402	2:20.733 (2)	75.94	1.998	13:23:00.234
5 -	<b>1:32.559</b>	<b>46.176</b>	<b>2:18.735 (1)</b>	<b>77.03</b>		<b>13:25:18.969</b>

P20 51		Andrew DURANT		Suzuki SV650 -		
IDEAL LAP TIME : 2:19.245		BEST LAP TIME : 2:19.245		DIFFERENCE : 0.000		
LAP	SECTOR 1	SECTOR 2	LAP TIME	MPH	DIFF	TIME OF DAY
1 -		47.774	2:31.106	70.73	11.861	13:15:58.054
2 -	1:33.576	46.818	2:20.394 (2)	76.12	1.149	13:18:18.448
3 -	1:34.459	47.139	2:21.598	75.48	2.353	13:20:40.046
4 -	1:33.563	47.110	2:20.673 (3)	75.97	1.428	13:23:00.719
5 -	<b>1:32.720</b>	<b>46.525</b>	<b>2:19.245 (1)</b>	<b>76.75</b>		<b>13:25:19.964</b>

P21 144		Nick CRONIN		Suzuki SV650 -		
IDEAL LAP TIME : 2:19.346		BEST LAP TIME : 2:19.346		DIFFERENCE : 0.000		
LAP	SECTOR 1	SECTOR 2	LAP TIME	MPH	DIFF	TIME OF DAY
1 -		48.012	2:31.674	70.46	12.328	13:15:58.622
2 -	1:35.057	46.773	2:21.830	75.35	2.484	13:18:20.452
3 -	1:33.682	47.184	2:20.866 (3)	75.87	1.520	13:20:41.318
4 -	1:33.151	47.441	2:20.592 (2)	76.02	1.246	13:23:01.910
5 -	<b>1:32.587</b>	<b>46.759</b>	<b>2:19.346 (1)</b>	<b>76.70</b>		<b>13:25:21.256</b>

P22 47		Tristan BOHANAN		Suzuki SV650 - Myself		
IDEAL LAP TIME : 2:18.447		BEST LAP TIME : 2:18.447		DIFFERENCE : 0.000		
LAP	SECTOR 1	SECTOR 2	LAP TIME	MPH	DIFF	TIME OF DAY
1 -		47.878	2:32.169	70.23	13.722	13:15:59.117
2 -	1:34.868	48.006	2:22.874	74.80	4.427	13:18:21.991
3 -	1:33.610	47.068	2:20.678 (3)	75.97	2.231	13:20:42.669
4 -	1:33.519	46.915	2:20.434 (2)	76.10	1.987	13:23:03.103
5 -	<b>1:32.197</b>	<b>46.250</b>	<b>2:18.447 (1)</b>	<b>77.19</b>		<b>13:25:21.550</b>

P23 18		Paul FIRTH		Suzuki SV650 -		
IDEAL LAP TIME : 2:30.907		BEST LAP TIME : 2:30.907		DIFFERENCE : 0.000		
LAP	SECTOR 1	SECTOR 2	LAP TIME	MPH	DIFF	TIME OF DAY
1 -		51.845	2:38.245	67.54	7.338	13:16:05.193
2 -	1:41.201	51.084	2:32.285 (3)	70.18	1.378	13:18:37.478
3 -	1:41.589	51.197	2:32.786	69.95	1.879	13:21:10.264
4 -	<b>1:40.045</b>	<b>50.862</b>	<b>2:30.907 (1)</b>	<b>70.82</b>		<b>13:23:41.171</b>
5 -	1:40.168	51.034	2:31.202 (2)	70.68	0.295	13:26:12.373

P24 169		Robert MILES		Suzuki SV650 - The Bike Shop Long Eaton		
IDEAL LAP TIME : 2:28.200		BEST LAP TIME : 2:29.309		DIFFERENCE : 1.109		
LAP	SECTOR 1	SECTOR 2	LAP TIME	MPH	DIFF	TIME OF DAY
1 -		52.196	2:43.546	65.35	14.237	13:16:10.494
2 -	1:40.965	51.955	2:32.920	69.89	3.611	13:18:43.414
3 -	1:39.791	49.780	2:29.571 (2)	71.45	0.262	13:21:12.985
4 -	1:40.767	<b>49.444</b>	2:30.211 (3)	71.15	0.902	13:23:43.196
5 -	<b>1:38.756</b>	50.553	<b>2:29.309 (1)</b>	<b>71.58</b>		<b>13:26:12.505</b>

Weather / Track : Cloudy / Dry

Snetterton 300  
Circuit Length = 2.9689 miles  
Start: 13:13 Flag 13:24 End: 13:26

# BMCRC - MRO Championships 2021 - Rnd 2 @ Snetterton 300

## MRO Minitwins

### RACE 5 - SECTOR ANALYSIS



SECTOR 1 = FL to I1, SECTOR 2 = I1 to FL, DIFF = Difference To Personal Best Lap, P = Crossed Finish Line in Pit Lane, D = Time Disallowed

LAP	SECTOR 1	SECTOR 2	LAP TIME	MPH	DIFF	TIME OF DAY
<b>P25 70 Vanessa GILLAM</b> Suzuki SV650 - No More Straps Ltd						
IDEAL LAP TIME : 2:38.008		BEST LAP TIME : 2:38.444		DIFFERENCE : 0.436		
1 -		53.688	2:49.020	63.23	10.576	13:16:15.968
2 -	<b>1:44.461</b>	54.117	2:38.578 (2)	67.39	0.134	13:18:54.546
3 -	1:46.603	53.788	2:40.391 (3)	66.63	1.947	13:21:34.937
4 -	1:44.897	<b>53.547</b>	<b>2:38.444 (1)</b>	<b>67.45</b>		<b>13:24:13.381</b>
<b>P26 78 Keith POVAH</b> Suzuki SV650 - Instagram @crap.sack						
IDEAL LAP TIME : 2:08.621		BEST LAP TIME : 2:08.621		DIFFERENCE : 0.000		
1 -		42.931	2:13.424 (2)	80.10	4.803	13:15:40.372
2 -	<b>1:26.142</b>	<b>42.479</b>	<b>2:08.621 (1)</b>	<b>83.09</b>		<b>13:17:48.993</b>
<b>P27 661 Cameron HARRIS</b> Suzuki SV650 - HARRIS PERFORMANCE						
IDEAL LAP TIME : 2:07.850		BEST LAP TIME : 2:07.850		DIFFERENCE : 0.000		
1 -		43.189	2:14.393 (2)	79.52	6.543	13:15:41.341
2 -	<b>1:25.390</b>	<b>42.460</b>	<b>2:07.850 (1)</b>	<b>83.59</b>		<b>13:17:49.191</b>
<b>P28 84 Ricardo BRANCO</b> Suzuki SV650 - IMP Racing						
IDEAL LAP TIME : 2:24.409		BEST LAP TIME : 2:24.409		DIFFERENCE : 0.000		
1 -		48.256	2:31.302 (2)	70.64	6.893	13:15:58.250
2 -	<b>1:36.524</b>	<b>47.885</b>	<b>2:24.409 (1)</b>	<b>74.01</b>		<b>13:18:22.659</b>
<b>P29 260 Greg PYMM</b> Suzuki SV650 -						
IDEAL LAP TIME : 2:26.912		BEST LAP TIME : 2:26.912		DIFFERENCE : 0.000		
1 -		50.599	2:37.377 (2)	67.91	10.465	13:16:04.325
2 -	<b>1:38.275</b>	<b>48.637</b>	<b>2:26.912 (1)</b>	<b>72.75</b>		<b>13:18:31.237</b>
<b>P30 138 Craig JARMIN</b> Suzuki SV650 - BK Racing						
IDEAL LAP TIME : 2:34.849		BEST LAP TIME : 2:38.537		DIFFERENCE : 3.688		
1 -		51.210	2:38.537 (1)	67.41		13:16:05.485

# BMCRC - MRO Championships 2021 - Rnd 2 @ Snetterton 300

## MRO Minitwins

### RACE 5 - BEST SECTORS

SECTOR 1			SECTOR 2			IDEAL / BEST COMPARISON						
POS	NO	NAME	TIME	NO	NAME	TIME	POS	NO	NAME	IDEAL	BEST	DIFF
1	232	WETHERELL	1:24.479	232	WETHERELL	41.528	1	232	WETHERELL	2:06.007	2:06.608	0.601
2	96	HARRIS	1:24.574	95	REYNOLDS	41.692	2	96	HARRIS	2:06.592	2:07.054	0.462
3	95	REYNOLDS	1:24.934	96	HARRIS	42.018	3	95	REYNOLDS	2:06.626	2:06.829	0.203
4	661	HARRIS	1:25.390	26	DAVIES	42.308	4	26	DAVIES	2:07.738	2:07.964	0.226
5	26	DAVIES	1:25.430	661	HARRIS	42.460	5	661	HARRIS	2:07.850	2:07.850	0.000
6	19	LILLEY	1:25.679	78	POVAH	42.479	6	16	COOPER	2:08.589	2:09.057	0.468
7	12	TAYLOR	1:25.682	16	COOPER	42.613	7	78	POVAH	2:08.621	2:08.621	0.000
8	5	MANTELL	1:25.838	5	MANTELL	42.784	8	5	MANTELL	2:08.622	2:08.885	0.263
9	16	COOPER	1:25.976	66	DUCRAN	42.849	9	12	TAYLOR	2:08.759	2:08.988	0.229
10	78	POVAH	1:26.142	710	HENSTOCK	43.026	10	19	LILLEY	2:08.811	2:09.078	0.267
11	66	DUCRAN	1:26.146	12	TAYLOR	43.077	11	66	DUCRAN	2:08.995	2:09.060	0.065
12	710	HENSTOCK	1:26.361	19	LILLEY	43.132	12	710	HENSTOCK	2:09.387	2:09.483	0.096
13	40	WILKINSON	1:29.329	258	FRIEND	44.137	13	15	CROSBY	2:13.623	2:13.623	0.000
14	15	CROSBY	1:29.362	15	CROSBY	44.261	14	258	FRIEND	2:13.673	2:13.677	0.004
15	258	FRIEND	1:29.536	71	CLUNE	44.609	15	71	CLUNE	2:14.803	2:14.930	0.127
16	71	CLUNE	1:30.194	81	MAY	45.078	16	40	WILKINSON	2:14.969	2:15.021	0.052
17	81	MAY	1:30.427	40	WILKINSON	45.640	17	81	MAY	2:15.505	2:15.505	0.000
18	561	LESLIE	1:31.445	34	JOHNSON	46.162	18	561	LESLIE	2:18.132	2:18.132	0.000
19	47	BOHANAN	1:32.197	23	BECKETT	46.176	19	47	BOHANAN	2:18.447	2:18.447	0.000
20	44	PARKER	1:32.231	47	BOHANAN	46.250	20	44	PARKER	2:18.557	2:19.034	0.477
21	23	BECKETT	1:32.559	44	PARKER	46.326	21	23	BECKETT	2:18.735	2:18.735	0.000
22	144	CRONIN	1:32.587	51	DURANT	46.525	22	34	JOHNSON	2:19.074	2:19.489	0.415
23	51	DURANT	1:32.720	561	LESLIE	46.687	23	51	DURANT	2:19.245	2:19.245	0.000
24	34	JOHNSON	1:32.912	144	CRONIN	46.759	24	144	CRONIN	2:19.346	2:19.346	0.000
25	84	BRANCO	1:36.524	84	BRANCO	47.885	25	84	BRANCO	2:24.409	2:24.409	0.000
26	260	PYMM	1:38.275	260	PYMM	48.637	26	260	PYMM	2:26.912	2:26.912	0.000
27	169	MILES	1:38.756	169	MILES	49.444	27	169	MILES	2:28.200	2:29.309	1.109
28	18	FIRTH	1:40.045	18	FIRTH	50.862	28	18	FIRTH	2:30.907	2:30.907	0.000
29	138	JARMIN	1:43.639	138	JARMIN	51.210	29	138	JARMIN	2:34.849	2:38.537	3.688
30	70	GILLAM	1:44.461	70	GILLAM	53.547	30	70	GILLAM	2:38.008	2:38.444	0.436

Weather / Track : Cloudy / Dry

Results can be found at [www.tsl-timing.com](http://www.tsl-timing.com)

Snetterton 300

Circuit Length = 2.9689 miles

Start: 13:13 Flag 13:24 End: 13:26

Printed - 13:27 Saturday, 29 May 2021

# BMCRC - MRO Championships 2021 - Rnd 2 @ Snetterton 300

## MRO Minitwins

### RACE 5 - STATISTICS

**Competitors Started** 30  
**Planned Start** 2021-05-29 @ 12:55:00.000  
**Actual Start** 2021-05-29 @ 13:13:26.947  
**Finish Time** 2021-05-29 @ 13:24:08.965  
**Track Length** 2.9689mi.  
**Total Laps** 133  
**Total Distance Covered** 394.8652mi.

#### Session Fastest Lap History

NO	NAME	LAP TIME	TIME OF DAY	LAP	VEHICLE
95	John REYNOLDS	<b>2:13.157</b>	13:15:40.111	1	Suzuki SV650
95	John REYNOLDS	<b>2:07.040</b>	13:17:47.152	2	Suzuki SV650
95	John REYNOLDS	<b>2:06.985</b>	13:19:54.137	3	Suzuki SV650
232	Matt WETHERELL	<b>2:06.712</b>	13:19:55.913	3	Suzuki SV650
232	Matt WETHERELL	<b>2:06.608</b>	13:22:02.519	4	Suzuki SV650

#### Session Leader History

NO	NAME	FROM LAP	LAPS LED	DISTANCE	VEHICLE
95	John REYNOLDS	1	5	14.84 miles	Suzuki SV650

#### Flag History

TYPE	TIME OF DAY
GREEN	13:13:26.947
FINISH	13:24:08.965

#### Flag Statistics

TYPE	COUNT	TOTAL LAPS	TOTAL TIME
Green	1	5	12:53.001
Red	0	0	0.000
Safety Car	0	0	0.000
FCY	0	0	0.000

Weather / Track : Cloudy / Dry

Results can be found at [www.tsl-timing.com](http://www.tsl-timing.com)

Snetterton 300  
Circuit Length = 2.9689 miles  
Start: 13:13 Flag 13:24 End: 13:26

Printed - 13:27 Saturday, 29 May 2021

# BMCRC - MRO Championships 2021 - Rnd 2 @ Snetterton 300



## MRO Minitwins

### RACE 15 - GRID (5 Laps)

ROW 10	30   138   Craig JARMIN   2:38.537	29   70   Vanessa GILLAM   2:38.444	28   18   Paul FIRTH   2:30.907
ROW 9	27   169   Robert MILES   2:29.309	26   260   Greg PYMM   2:26.912	25   84   Ricardo BRANCO   2:24.409
ROW 8	24   34   Andrew JOHNSON   2:19.489	23   144   Nick CRONIN   2:19.346	22   51   Andrew DURANT   2:19.245
ROW 7	21   44   Tony PARKER   2:19.034	20   23   Claire BECKETT   2:18.735	19   47   Tristan BOHANAN   2:18.447
ROW 6	18   561   David LESLIE   2:18.132	17   81   Malvern MAY   2:15.505	16   40   Simon WILKINSON   2:15.021
ROW 5	15   71   Colin CLUNE   2:14.930	14   258   Ande FRIEND   2:13.677	13   15   Harrison CROSBY   2:13.623
ROW 4	12   710   Craig HENSTOCK   2:09.483	11   19   Kevin LILLEY   2:09.078	10   66   Mitch DUCRAN   2:09.060
ROW 3	9   16   Martin COOPER   2:09.057	8   12   Russell TAYLOR   2:08.988	7   5   Barry MANTELL   2:08.885
ROW 2	6   78   Keith POVAH   2:08.621	5   26   Glynn DAVIES   2:07.964	4   661   Cameron HARRIS   2:07.850
ROW 1	3   96   Dan HARRIS   2:07.054	2   95   John REYNOLDS   2:06.829	1   232   Matt WETHERELL   2:06.608
	<b>Pole</b>		

Snetterton 300

Circuit Length = 2.9689 miles

These results are provisional until the conclusion of any judicial and technical matters.

Clerk Of Course :	Stewards :	Timekeeper : Craig Smith
-------------------	------------	--------------------------

Results can be found at [www.tsl-timing.com](http://www.tsl-timing.com)

Printed - 13:31 Saturday, 29 May 2021



# BMCRC - MRO Championships 2021 - Rnd 2 @ Snetterton 300



## MRO Minitwins

### RACE 15 - CLASSIFICATION

POS	NO	NAME	ENTRY	LAPS	TIME	GAP	DIFF	MPH	BEST	ON
1	95	John REYNOLDS	Suzuki SV650 - Fins Motorcycles	5	10:40.842			83.39	2:06.754	2
2	661	Cameron HARRIS	Suzuki SV650 - HARRIS PERFORMANCE	5	10:41.147	0.305	0.305	83.35	2:06.205	3
3	96	Dan HARRIS	Suzuki SV650 - HP Racing	5	10:41.892	1.050	0.745	83.25	2:06.669	2
4	232	Matt WETHERELL	Suzuki SV650 - MSG Racing/Lamonde.com/FWR Ty	5	10:42.120	1.278	0.228	83.22	2:06.223	3
5	26	Glynn DAVIES	Suzuki SV650 -	5	10:44.275	3.433	2.155	82.94	2:06.956	3
6	5	Barry MANTELL	Suzuki SV650 S - Swedish car connection	5	10:54.063	13.221	9.788	81.70	2:09.125	3
7	710	Craig HENSTOCK	Suzuki SV650 -	5	10:55.201	14.359	1.138	81.56	2:09.522	2
8	15	Harrison CROSBY	Suzuki SV650 -	5	10:57.439	16.597	2.238	81.28	2:09.987	3
9	19	Kevin LILLEY	Suzuki SV650 - Trafalgar Cleaning Eqpt. / Steve Jorr	5	10:57.501	16.659	0.062	81.27	2:09.339	4
10	66	Mitch DUCRAN	Suzuki SV650 -	5	10:57.697	16.855	0.196	81.25	2:09.845	3
11	12	Russell TAYLOR	Suzuki SV650 -	5	10:57.929	17.087	0.232	81.22	2:10.012	4
12	16	Martin COOPER	Suzuki SV650 -	5	11:07.050	26.208	9.121	80.11	2:11.109	3
13	258 *	Ande FRIEND	Suzuki SV650 - Flying colours Motorcycle Training	5	11:16.262	35.420	9.212	79.02	2:13.667	5
14	84	Ricardo BRANCO	Suzuki SV650 - IMP Racing	5	11:27.482	46.640	11.220	77.73	2:14.941	5
15	71	Colin CLUNE	Suzuki SV650 -	5	11:27.868	47.026	0.386	77.68	2:15.200	5
16	40	Simon WILKINSON	Suzuki SV650 - S P Wilkinson Engineering Ltd	5	11:28.155	47.313	0.287	77.65	2:14.609	4
17	34	Andrew JOHNSON	Suzuki SV650 - Rose & Charlie Racing	5	11:39.243	58.401	11.088	76.42	2:17.242	5
18	561	David LESLIE	Suzuki SV650 -	5	11:39.954	59.112	0.711	76.34	2:17.161	5
19	44	Tony PARKER	Suzuki SV650 - Emerald Elevators/PriceLess Copier.	5	11:39.961	59.119	0.007	76.34	2:17.334	5
20	23	Claire BECKETT	Suzuki SV650 - P Sheils & Sons	5	11:46.917	1:06.075	6.956	75.59	2:19.130	5
21	144	Nick CRONIN	Suzuki SV650 -	5	11:47.533	1:06.691	0.616	75.53	2:18.920	5
22	47	Tristan BOHANAN	Suzuki SV650 - Myself	5	11:59.940	1:19.098	12.407	74.22	2:20.240	2
23	138	Craig JARMIN	Suzuki SV650 - BK Racing	5	12:00.207	1:19.365	0.267	74.20	2:21.492	5
24	260	Greg PYMM	Suzuki SV650 -	5	12:18.379	1:37.537	18.172	72.37	2:25.496	4
25	169	Robert MILES	Suzuki SV650 - The Bike Shop Long Eaton	5	12:53.527	2:12.685	35.148	69.08	2:31.232	5
26	18	Paul FIRTH	Suzuki SV650 -	5	12:54.150	2:13.308	0.623	69.03	2:30.149	5
27	70	Vanessa GILLAM	Suzuki SV650 - No More Straps Ltd	4	10:55.552	1 Lap	1 Lap	65.21	2:38.959	4

#### NOT CLASSIFIED

DNF	81	Malvern MAY	Suzuki SV650 -	1	2:21.663	4 Laps	3 Laps	75.44	2:21.663	1
DNF	78	Keith POVAH	Suzuki SV650 - Instagram @crap.sack	0						
DNF	51	Andrew DURANT	Suzuki SV650 -	0						

#### FASTEST LAP

661	Cameron HARRIS	Suzuki SV650 - HARRIS PERFORMANCE	3	2:06.205	84.68 mph	136.29 kph
-----	----------------	-----------------------------------	---	----------	-----------	------------

\* Bike 258 - Please fit a working transponder  
92.5% of Race Speed = 77.13 mph

Weather / Track : Cloudy / Dry

These results are provisional until the conclusion of any judicial and technical matters.

Snetterton 300: 2.9689 miles  
Race Distance: 5 Laps / 14.84 miles  
Start: 17:16 Flag 17:26 End: 17:29

Clerk Of Course :	Stewards :	Timekeeper : Craig Smith
-------------------	------------	--------------------------

Results can be found at [www.tsl-timing.com](http://www.tsl-timing.com)

Printed - 17:29 Saturday, 29 May 2021



# BMCRC - MRO Championships 2021 - Rnd 2 @ Snetterton 300

## MRO Minitwins

### RACE 15 - LAP CHART

LAP 1 @ 17:18:18.958			LAP 2 @ 17:20:25.712			LAP 3 @ 17:22:32.469			LAP 4 @ 17:24:40.876			LAP 5 @ 17:26:47.880		
NO	BEHIND	LAP TIME	NO	BEHIND	LAP TIME	NO	BEHIND	LAP TIME	NO	BEHIND	LAP TIME	NO	BEHIND	LAP TIME
95		2:11.920	95		2:06.754	95		2:06.757	661		2:07.929	95		2:06.765
96	0.775	2:12.695	96	0.690	2:06.669	661	0.478	2:06.205	95	0.239	2:08.646	661	0.305	2:07.309
661	1.197	2:13.117	661	1.030	2:06.587	232	0.926	2:06.223	232	0.570	2:08.051	96	1.050	2:07.469
232	1.534	2:13.454	232	1.460	2:06.680	96	0.941	2:07.008	96	0.585	2:08.051	232	1.278	2:07.712
26	1.943	2:13.863	26	2.372	2:07.183	26	2.571	2:06.956	26	1.887	2:07.723	26	3.433	2:08.550
12	2.495	2:14.415	12	7.042	2:11.301	5	9.882	2:09.125	5	10.855	2:09.380	5	13.221	2:09.370
710	4.360	2:16.280	710	7.128	2:09.522	710	10.244	2:09.873	710	11.468	2:09.631	710	14.359	2:09.895
5	4.989	2:16.909	5	7.514	2:09.279	15	11.484	2:09.987	15	13.116	2:10.039	70	1 Lap	2:38.959
15	5.007	2:16.927	15	8.254	2:10.001	66	11.592	2:09.845	66	13.189	2:10.004	15	16.597	2:10.485
66	5.240	2:17.160	66	8.504	2:10.018	12	11.930	2:11.645	12	13.535	2:10.012	19	16.659	2:09.571
16	6.440	2:18.360	19	9.993	2:09.956	19	13.160	2:09.924	19	14.092	2:09.339	66	16.855	2:10.670
19	6.791	2:18.711	16	10.970	2:11.284	16	15.322	2:11.109	16	19.619	2:12.704	12	17.087	2:10.556
258	8.113	2:20.033	258	15.227	2:13.868	258	22.396	2:13.926	258	28.757	2:14.768	16	26.208	2:13.593
81	9.743	2:21.663	71	19.730	2:16.046	71	29.235	2:16.262	84	38.703	2:14.964	258	35.420	2:13.667
71	10.438	2:22.358	84	23.608	2:16.214	84	32.146	2:15.295	71	38.830	2:18.002	84	46.640	2:14.941
23	14.122	2:26.042	40	24.226	2:16.530	40	32.982	2:15.513	40	39.184	2:14.609	71	47.026	2:15.200
84	14.148	2:26.068	34	27.051	2:19.045	34	38.653	2:18.359	34	48.163	2:17.917	40	47.313	2:15.133
40	14.450	2:26.370	44	27.758	2:19.719	44	39.601	2:18.600	44	48.789	2:17.595	34	58.401	2:17.242
34	14.760	2:26.680	23	28.593	2:21.225	561	40.015	2:17.861	561	48.955	2:17.347	561	59.112	2:17.161
44	14.793	2:26.713	561	28.911	2:20.464	23	42.173	2:20.337	23	53.949	2:20.183	44	59.119	2:17.334
561	15.201	2:27.121	47	29.222	2:20.240	144	42.891	2:19.916	144	54.775	2:20.291	23	1:06.075	2:19.130
47	15.736	2:27.656	144	29.732	2:19.679	47	43.352	2:20.887	47	56.737	2:21.792	144	1:06.691	2:18.920
144	16.807	2:28.727	138	36.950	2:23.546	138	51.771	2:21.578	138	1:04.877	2:21.513	47	1:19.098	2:29.365
138	20.158	2:32.078	260	42.690	2:27.667	260	1:01.719	2:25.786	260	1:18.808	2:25.496	138	1:19.365	2:21.492
260	21.777	2:33.697	169	57.577	2:34.035	169	1:23.452	2:32.632	169	1:48.457	2:33.412	260	1:37.537	2:25.733
169	30.296	2:42.216	18	58.607	2:34.058	18	1:25.625	2:33.775	18	1:50.163	2:32.945	169	2:12.685	2:31.232
18	31.303	2:43.223	70	1:15.856	2:44.346	70	1:51.162	2:42.063				18	2:13.308	2:30.149
70	38.264	2:50.184												

Weather / Track : Cloudy / Dry

Results can be found at [www.tsl-timing.com](http://www.tsl-timing.com)

Snetterton 300  
Circuit Length = 2.9689 miles  
Start: 17:16 Flag 17:26 End: 17:29

Printed - 17:29 Saturday, 29 May 2021



# BMCRC - MRO Championships 2021 - Rnd 2 @ Snetterton 300

## MRO Minitwins

### RACE 15 - SECTOR ANALYSIS



SECTOR 1 = FL to I1, SECTOR 2 = I1 to FL, DIFF = Difference To Personal Best Lap, P = Crossed Finish Line in Pit Lane, D = Time Disallowed

P1 95		John REYNOLDS		Suzuki SV650 - Fins Motorcycles		
IDEAL LAP TIME : 2:06.471		BEST LAP TIME : 2:06.754		DIFFERENCE : 0.283		
LAP	SECTOR 1	SECTOR 2	LAP TIME	MPH	DIFF	TIME OF DAY
1 -		<b>41.706</b>	2:11.920	81.01	5.166	17:18:18.958
2 -	1:24.776	41.978	<b>2:06.754 (1)</b>	<b>84.32</b>		<b>17:20:25.712</b>
3 -	1:24.963	41.794	2:06.757 (2)	84.31	0.003	17:22:32.469
4 -	1:25.559	43.087	2:08.646	83.08	1.892	17:24:41.115
5 -	<b>1:24.765</b>	42.000	2:06.765 (3)	84.31	0.011	17:26:47.880

P2 661		Cameron HARRIS		Suzuki SV650 - HARRIS PERFORMANCE		
IDEAL LAP TIME : 2:05.581		BEST LAP TIME : 2:06.205		DIFFERENCE : 0.624		
LAP	SECTOR 1	SECTOR 2	LAP TIME	MPH	DIFF	TIME OF DAY
1 -		42.323	2:13.117	80.29	6.912	17:18:20.155
2 -	1:24.646	41.941	2:06.587 (2)	84.43	0.382	17:20:26.742
3 -	<b>1:24.181</b>	42.024	<b>2:06.205 (1)</b>	<b>84.68</b>		<b>17:22:32.947</b>
4 -	1:24.998	42.931	2:07.929	83.54	1.724	17:24:40.876
5 -	1:25.909	<b>41.400</b>	2:07.309 (3)	83.95	1.104	17:26:48.185

P3 96		Dan HARRIS		Suzuki SV650 - HP Racing		
IDEAL LAP TIME : 2:06.454		BEST LAP TIME : 2:06.669		DIFFERENCE : 0.215		
LAP	SECTOR 1	SECTOR 2	LAP TIME	MPH	DIFF	TIME OF DAY
1 -		<b>41.851</b>	2:12.695	80.54	6.026	17:18:19.733
2 -	<b>1:24.603</b>	42.066	<b>2:06.669 (1)</b>	<b>84.37</b>		<b>17:20:26.402</b>
3 -	1:24.617	42.391	2:07.008 (2)	84.15	0.339	17:22:33.410
4 -	1:24.791	43.260	2:08.051	83.46	1.382	17:24:41.461
5 -	1:25.445	42.024	2:07.469 (3)	83.84	0.800	17:26:48.930

P4 232		Matt WETHERELL		Suzuki SV650 - MSG Racing/Lamonde.com/FWR Tyres		
IDEAL LAP TIME : 2:05.752		BEST LAP TIME : 2:06.223		DIFFERENCE : 0.471		
LAP	SECTOR 1	SECTOR 2	LAP TIME	MPH	DIFF	TIME OF DAY
1 -		42.593	2:13.454	80.08	7.231	17:18:20.492
2 -	1:24.457	42.223	2:06.680 (2)	84.37	0.457	17:20:27.172
3 -	<b>1:23.941</b>	42.282	<b>2:06.223 (1)</b>	<b>84.67</b>		<b>17:22:33.395</b>
4 -	1:24.920	43.131	2:08.051	83.46	1.828	17:24:41.446
5 -	1:25.901	<b>41.811</b>	2:07.712 (3)	83.68	1.489	17:26:49.158

P5 26		Glynn DAVIES		Suzuki SV650 -		
IDEAL LAP TIME : 2:06.956		BEST LAP TIME : 2:06.956		DIFFERENCE : 0.000		
LAP	SECTOR 1	SECTOR 2	LAP TIME	MPH	DIFF	TIME OF DAY
1 -		42.393	2:13.863	79.84	6.907	17:18:20.901
2 -	1:24.990	42.193	2:07.183 (2)	84.03	0.227	17:20:28.084
3 -	<b>1:24.774</b>	<b>42.182</b>	<b>2:06.956 (1)</b>	<b>84.18</b>		<b>17:22:35.040</b>
4 -	1:25.526	42.197	2:07.723 (3)	83.68	0.767	17:24:42.763
5 -	1:25.543	43.007	2:08.550	83.14	1.594	17:26:51.313

P6 5		Barry MANTELL		Suzuki SV650 S - Swedish car connection		
IDEAL LAP TIME : 2:08.691		BEST LAP TIME : 2:09.125		DIFFERENCE : 0.434		
LAP	SECTOR 1	SECTOR 2	LAP TIME	MPH	DIFF	TIME OF DAY
1 -		43.467	2:16.909	78.06	7.784	17:18:23.947
2 -	1:26.770	<b>42.509</b>	2:09.279 (2)	82.67	0.154	17:20:33.226
3 -	<b>1:26.182</b>	42.943	<b>2:09.125 (1)</b>	<b>82.77</b>		<b>17:22:42.351</b>
4 -	1:26.816	42.564	2:09.380	82.60	0.255	17:24:51.731
5 -	1:26.294	43.076	2:09.370 (3)	82.61	0.245	17:27:01.101

Weather / Track : Cloudy / Dry

Snetterton 300  
Circuit Length = 2.9689 miles  
Start: 17:16 Flag 17:26 End: 17:29

# BMCRC - MRO Championships 2021 - Rnd 2 @ Snetterton 300

## MRO Minitwins

### RACE 15 - SECTOR ANALYSIS



SECTOR 1 = FL to I1, SECTOR 2 = I1 to FL, DIFF = Difference To Personal Best Lap, P = Crossed Finish Line in Pit Lane, D = Time Disallowed

P7 710		Craig HENSTOCK		Suzuki SV650 -		
IDEAL LAP TIME : 2:09.175		BEST LAP TIME : 2:09.522		DIFFERENCE : 0.347		
LAP	SECTOR 1	SECTOR 2	LAP TIME	MPH	DIFF	TIME OF DAY
1 -		43.037	2:16.280	78.42	6.758	17:18:23.318
2 -	1:26.862	<b>42.660</b>	<b>2:09.522 (1)</b>	<b>82.51</b>		<b>17:20:32.840</b>
3 -	1:26.807	43.066	2:09.873 (3)	82.29	0.351	17:22:42.713
4 -	<b>1:26.515</b>	43.116	2:09.631 (2)	82.45	0.109	17:24:52.344
5 -	1:26.593	43.302	2:09.895	82.28	0.373	17:27:02.239

P8 15		Harrison CROSBY		Suzuki SV650 -		
IDEAL LAP TIME : 2:09.385		BEST LAP TIME : 2:09.987		DIFFERENCE : 0.602		
LAP	SECTOR 1	SECTOR 2	LAP TIME	MPH	DIFF	TIME OF DAY
1 -		43.524	2:16.927	78.05	6.940	17:18:23.965
2 -	1:27.212	<b>42.789</b>	2:10.001 (2)	82.21	0.014	17:20:33.966
3 -	<b>1:26.596</b>	43.391	<b>2:09.987 (1)</b>	<b>82.22</b>		<b>17:22:43.953</b>
4 -	1:26.690	43.349	2:10.039 (3)	82.19	0.052	17:24:53.992
5 -	1:27.005	43.480	2:10.485	81.91	0.498	17:27:04.477

P9 19		Kevin LILLEY		Suzuki SV650 - Trafalgar Cleaning Eqpt. / Steve Jordan Motorcy		
IDEAL LAP TIME : 2:09.037		BEST LAP TIME : 2:09.339		DIFFERENCE : 0.302		
LAP	SECTOR 1	SECTOR 2	LAP TIME	MPH	DIFF	TIME OF DAY
1 -		43.477	2:18.711	77.05	9.372	17:18:25.749
2 -	1:26.428	43.528	2:09.956	82.24	0.617	17:20:35.705
3 -	1:26.714	43.210	2:09.924 (3)	82.26	0.585	17:22:45.629
4 -	1:26.452	<b>42.887</b>	<b>2:09.339 (1)</b>	<b>82.63</b>		<b>17:24:54.968</b>
5 -	<b>1:26.150</b>	43.421	2:09.571 (2)	82.48	0.232	17:27:04.539

P10 66		Mitch DUCRAN		Suzuki SV650 -		
IDEAL LAP TIME : 2:09.459		BEST LAP TIME : 2:09.845		DIFFERENCE : 0.386		
LAP	SECTOR 1	SECTOR 2	LAP TIME	MPH	DIFF	TIME OF DAY
1 -		43.538	2:17.160	77.92	7.315	17:18:24.198
2 -	1:27.033	<b>42.985</b>	2:10.018 (3)	82.20	0.173	17:20:34.216
3 -	<b>1:26.474</b>	43.371	<b>2:09.845 (1)</b>	<b>82.31</b>		<b>17:22:44.061</b>
4 -	1:26.745	43.259	2:10.004 (2)	82.21	0.159	17:24:54.065
5 -	1:26.871	43.799	2:10.670	81.79	0.825	17:27:04.735

P11 12		Russell TAYLOR		Suzuki SV650 -		
IDEAL LAP TIME : 2:09.332		BEST LAP TIME : 2:10.012		DIFFERENCE : 0.680		
LAP	SECTOR 1	SECTOR 2	LAP TIME	MPH	DIFF	TIME OF DAY
1 -		<b>42.672</b>	2:14.415	79.51	4.403	17:18:21.453
2 -	1:27.259	44.042	2:11.301 (3)	81.40	1.289	17:20:32.754
3 -	1:27.471	44.174	2:11.645	81.18	1.633	17:22:44.399
4 -	<b>1:26.660</b>	43.352	<b>2:10.012 (1)</b>	<b>82.20</b>		<b>17:24:54.411</b>
5 -	1:27.042	43.514	2:10.556 (2)	81.86	0.544	17:27:04.967

P12 16		Martin COOPER		Suzuki SV650 -		
IDEAL LAP TIME : 2:11.086		BEST LAP TIME : 2:11.109		DIFFERENCE : 0.023		
LAP	SECTOR 1	SECTOR 2	LAP TIME	MPH	DIFF	TIME OF DAY
1 -		43.801	2:18.360	77.24	7.251	17:18:25.398
2 -	1:27.531	<b>43.753</b>	2:11.284 (2)	81.41	0.175	17:20:36.682
3 -	<b>1:27.333</b>	43.776	<b>2:11.109 (1)</b>	<b>81.52</b>		<b>17:22:47.791</b>
4 -	1:28.125	44.579	2:12.704 (3)	80.54	1.595	17:25:00.495
5 -	1:28.545	45.048	2:13.593	80.00	2.484	17:27:14.088

Weather / Track : Cloudy / Dry

Snetterton 300  
Circuit Length = 2.9689 miles  
Start: 17:16 Flag 17:26 End: 17:29

# BMCRC - MRO Championships 2021 - Rnd 2 @ Snetterton 300

## MRO Minitwins

### RACE 15 - SECTOR ANALYSIS



SECTOR 1 = FL to I1, SECTOR 2 = I1 to FL, DIFF = Difference To Personal Best Lap, P = Crossed Finish Line in Pit Lane, D = Time Disallowed

P13 258		Ande FRIEND		Suzuki SV650 - Flying colours Motorcycle Training		
IDEAL LAP TIME :		BEST LAP TIME : 2:13.667		DIFFERENCE :		
LAP	SECTOR 1	SECTOR 2	LAP TIME	MPH	DIFF	TIME OF DAY
1 -			2:20.033	76.32	6.366	17:18:27.071
2 -			2:13.868 (2)	79.84	0.201	17:20:40.939
3 -			2:13.926 (3)	79.80	0.259	17:22:54.865
4 -			2:14.768	79.30	1.101	17:25:09.633
5 -			<b>2:13.667 (1)</b>	<b>79.96</b>		<b>17:27:23.300</b>

P14 84		Ricardo BRANCO		Suzuki SV650 - IMP Racing		
IDEAL LAP TIME : 2:14.820		BEST LAP TIME : 2:14.941		DIFFERENCE : 0.121		
LAP	SECTOR 1	SECTOR 2	LAP TIME	MPH	DIFF	TIME OF DAY
1 -		46.968	2:26.068	73.17	11.127	17:18:33.106
2 -	1:30.617	45.597	2:16.214	78.46	1.273	17:20:49.320
3 -	1:30.064	45.231	2:15.295 (3)	78.99	0.354	17:23:04.615
4 -	<b>1:29.785</b>	45.179	2:14.964 (2)	79.19	0.023	17:25:19.579
5 -	1:29.906	<b>45.035</b>	<b>2:14.941 (1)</b>	<b>79.20</b>		<b>17:27:34.520</b>

P15 71		Colin CLUNE		Suzuki SV650 -		
IDEAL LAP TIME : 2:15.200		BEST LAP TIME : 2:15.200		DIFFERENCE : 0.000		
LAP	SECTOR 1	SECTOR 2	LAP TIME	MPH	DIFF	TIME OF DAY
1 -		45.146	2:22.358	75.07	7.158	17:18:29.396
2 -	1:30.856	45.190	2:16.046 (2)	78.56	0.846	17:20:45.442
3 -	1:30.519	45.743	2:16.262 (3)	78.43	1.062	17:23:01.704
4 -	1:31.492	46.510	2:18.002	77.44	2.802	17:25:19.706
5 -	<b>1:30.119</b>	<b>45.081</b>	<b>2:15.200 (1)</b>	<b>79.05</b>		<b>17:27:34.906</b>

P16 40		Simon WILKINSON		Suzuki SV650 - S P Wilkinson Engineering Ltd		
IDEAL LAP TIME : 2:14.557		BEST LAP TIME : 2:14.609		DIFFERENCE : 0.052		
LAP	SECTOR 1	SECTOR 2	LAP TIME	MPH	DIFF	TIME OF DAY
1 -		47.256	2:26.370	73.02	11.761	17:18:33.408
2 -	1:30.472	46.058	2:16.530	78.28	1.921	17:20:49.938
3 -	1:30.269	<b>45.244</b>	2:15.513 (3)	78.87	0.904	17:23:05.451
4 -	<b>1:29.313</b>	45.296	<b>2:14.609 (1)</b>	<b>79.40</b>		<b>17:25:20.060</b>
5 -	1:29.710	45.423	2:15.133 (2)	79.09	0.524	17:27:35.193

P17 34		Andrew JOHNSON		Suzuki SV650 - Rose & Charlie Racing		
IDEAL LAP TIME : 2:17.155		BEST LAP TIME : 2:17.242		DIFFERENCE : 0.087		
LAP	SECTOR 1	SECTOR 2	LAP TIME	MPH	DIFF	TIME OF DAY
1 -		46.018	2:26.680	72.86	9.438	17:18:33.718
2 -	1:33.219	45.826	2:19.045	76.86	1.803	17:20:52.763
3 -	1:32.498	45.861	2:18.359 (3)	77.24	1.117	17:23:11.122
4 -	<b>1:31.612</b>	46.305	2:17.917 (2)	77.49	0.675	17:25:29.039
5 -	1:31.699	<b>45.543</b>	<b>2:17.242 (1)</b>	<b>77.87</b>		<b>17:27:46.281</b>

P18 561		David LESLIE		Suzuki SV650 -		
IDEAL LAP TIME : 2:17.079		BEST LAP TIME : 2:17.161		DIFFERENCE : 0.082		
LAP	SECTOR 1	SECTOR 2	LAP TIME	MPH	DIFF	TIME OF DAY
1 -		45.932	2:27.121	72.64	9.960	17:18:34.159
2 -	1:33.580	46.884	2:20.464	76.09	3.303	17:20:54.623
3 -	1:32.021	45.840	2:17.861 (3)	77.52	0.700	17:23:12.484
4 -	1:31.884	<b>45.463</b>	2:17.347 (2)	77.81	0.186	17:25:29.831
5 -	<b>1:31.616</b>	45.545	<b>2:17.161 (1)</b>	<b>77.92</b>		<b>17:27:46.992</b>

Weather / Track : Cloudy / Dry

Snetterton 300  
Circuit Length = 2.9689 miles  
Start: 17:16 Flag 17:26 End: 17:29

# BMCRC - MRO Championships 2021 - Rnd 2 @ Snetterton 300

## MRO Minitwins

### RACE 15 - SECTOR ANALYSIS



SECTOR 1 = FL to I1, SECTOR 2 = I1 to FL, DIFF = Difference To Personal Best Lap, P = Crossed Finish Line in Pit Lane, D = Time Disallowed

P19 44		Tony PARKER		Suzuki SV650 - Emerald Elevators/PriceLess Copiers		
IDEAL LAP TIME : 2:17.203		BEST LAP TIME : 2:17.334		DIFFERENCE : 0.131		
LAP	SECTOR 1	SECTOR 2	LAP TIME	MPH	DIFF	TIME OF DAY
1 -		46.919	2:26.713	72.85	9.379	17:18:33.751
2 -	1:33.297	46.422	2:19.719	76.49	2.385	17:20:53.470
3 -	1:32.208	46.392	2:18.600 (3)	77.11	1.266	17:23:12.070
4 -	<b>1:31.037</b>	46.558	2:17.595 (2)	77.67	0.261	17:25:29.665
5 -	1:31.168	<b>46.166</b>	<b>2:17.334 (1)</b>	<b>77.82</b>		<b>17:27:46.999</b>

P20 23		Claire BECKETT		Suzuki SV650 - P Sheils & Sons		
IDEAL LAP TIME : 2:19.130		BEST LAP TIME : 2:19.130		DIFFERENCE : 0.000		
LAP	SECTOR 1	SECTOR 2	LAP TIME	MPH	DIFF	TIME OF DAY
1 -		47.204	2:26.042	73.18	6.912	17:18:33.080
2 -	1:33.868	47.357	2:21.225	75.68	2.095	17:20:54.305
3 -	1:33.513	46.824	2:20.337 (3)	76.16	1.207	17:23:14.642
4 -	1:33.049	47.134	2:20.183 (2)	76.24	1.053	17:25:34.825
5 -	<b>1:32.328</b>	<b>46.802</b>	<b>2:19.130 (1)</b>	<b>76.82</b>		<b>17:27:53.955</b>

P21 144		Nick CRONIN		Suzuki SV650 -		
IDEAL LAP TIME : 2:18.920		BEST LAP TIME : 2:18.920		DIFFERENCE : 0.000		
LAP	SECTOR 1	SECTOR 2	LAP TIME	MPH	DIFF	TIME OF DAY
1 -		46.734	2:28.727	71.86	9.807	17:18:35.765
2 -	1:32.816	46.863	2:19.679 (2)	76.51	0.759	17:20:55.444
3 -	1:32.755	47.161	2:19.916 (3)	76.38	0.996	17:23:15.360
4 -	1:33.033	47.258	2:20.291	76.18	1.371	17:25:35.651
5 -	<b>1:32.305</b>	<b>46.615</b>	<b>2:18.920 (1)</b>	<b>76.93</b>		<b>17:27:54.571</b>

P22 47		Tristan BOHANAN		Suzuki SV650 - Myself		
IDEAL LAP TIME : 2:19.625		BEST LAP TIME : 2:20.240		DIFFERENCE : 0.615		
LAP	SECTOR 1	SECTOR 2	LAP TIME	MPH	DIFF	TIME OF DAY
1 -		<b>46.077</b>	2:27.656	72.38	7.416	17:18:34.694
2 -	<b>1:33.548</b>	46.692	<b>2:20.240 (1)</b>	<b>76.21</b>		<b>17:20:54.934</b>
3 -	1:33.674	47.213	2:20.887 (2)	75.86	0.647	17:23:15.821
4 -	1:34.248	47.544	2:21.792 (3)	75.37	1.552	17:25:37.613
5 -	1:39.172	50.193	2:29.365	71.55	9.125	17:28:06.978

P23 138		Craig JARMIN		Suzuki SV650 - BK Racing		
IDEAL LAP TIME : 2:20.941		BEST LAP TIME : 2:21.492		DIFFERENCE : 0.551		
LAP	SECTOR 1	SECTOR 2	LAP TIME	MPH	DIFF	TIME OF DAY
1 -		47.091	2:32.078	70.28	10.586	17:18:39.116
2 -	1:35.592	47.954	2:23.546	74.45	2.054	17:21:02.662
3 -	<b>1:34.688</b>	46.890	2:21.578 (3)	75.49	0.086	17:23:24.240
4 -	1:34.791	46.722	2:21.513 (2)	75.52	0.021	17:25:45.753
5 -	1:35.239	<b>46.253</b>	<b>2:21.492 (1)</b>	<b>75.53</b>		<b>17:28:07.245</b>

P24 260		Greg PYMM		Suzuki SV650 -		
IDEAL LAP TIME : 2:24.961		BEST LAP TIME : 2:25.496		DIFFERENCE : 0.535		
LAP	SECTOR 1	SECTOR 2	LAP TIME	MPH	DIFF	TIME OF DAY
1 -		<b>48.058</b>	2:33.697	69.53	8.201	17:18:40.735
2 -	1:39.284	48.383	2:27.667	72.37	2.171	17:21:08.402
3 -	1:37.692	48.094	2:25.786 (3)	73.31	0.290	17:23:34.188
4 -	1:37.152	48.344	<b>2:25.496 (1)</b>	<b>73.45</b>		<b>17:25:59.684</b>
5 -	<b>1:36.903</b>	48.830	2:25.733 (2)	73.34	0.237	17:28:25.417

Weather / Track : Cloudy / Dry

Snetterton 300  
Circuit Length = 2.9689 miles  
Start: 17:16 Flag 17:26 End: 17:29

# BMCRC - MRO Championships 2021 - Rnd 2 @ Snetterton 300

## MRO Minitwins

### RACE 15 - SECTOR ANALYSIS



SECTOR 1 = FL to I1, SECTOR 2 = I1 to FL, DIFF = Difference To Personal Best Lap, P = Crossed Finish Line in Pit Lane, D = Time Disallowed

P25 169		Robert MILES		Suzuki SV650 - The Bike Shop Long Eaton		
IDEAL LAP TIME : 2:31.232		BEST LAP TIME : 2:31.232		DIFFERENCE : 0.000		
LAP	SECTOR 1	SECTOR 2	LAP TIME	MPH	DIFF	TIME OF DAY
1 -		50.653	2:42.216	65.88	10.984	17:18:49.254
2 -	1:42.341	51.694	2:34.035	69.38	2.803	17:21:23.289
3 -	1:41.755	50.877	2:32.632 (2)	70.02	1.400	17:23:55.921
4 -	1:41.653	51.759	2:33.412 (3)	69.66	2.180	17:26:29.333
5 -	<b>1:40.810</b>	<b>50.422</b>	<b>2:31.232 (1)</b>	<b>70.67</b>		<b>17:29:00.565</b>

P26 18		Paul FIRTH		Suzuki SV650 -		
IDEAL LAP TIME : 2:30.149		BEST LAP TIME : 2:30.149		DIFFERENCE : 0.000		
LAP	SECTOR 1	SECTOR 2	LAP TIME	MPH	DIFF	TIME OF DAY
1 -		54.519	2:43.223	65.48	13.074	17:18:50.261
2 -	1:42.245	51.813	2:34.058	69.37	3.909	17:21:24.319
3 -	1:41.618	52.157	2:33.775 (3)	69.50	3.626	17:23:58.094
4 -	1:41.014	51.931	2:32.945 (2)	69.88	2.796	17:26:31.039
5 -	<b>1:40.004</b>	<b>50.145</b>	<b>2:30.149 (1)</b>	<b>71.18</b>		<b>17:29:01.188</b>

P27 70		Vanessa GILLAM		Suzuki SV650 - No More Straps Ltd		
IDEAL LAP TIME : 2:38.959		BEST LAP TIME : 2:38.959		DIFFERENCE : 0.000		
LAP	SECTOR 1	SECTOR 2	LAP TIME	MPH	DIFF	TIME OF DAY
1 -		54.829	2:50.184	62.80	11.225	17:18:57.222
2 -	1:48.227	56.119	2:44.346 (3)	65.03	5.387	17:21:41.568
3 -	1:47.847	54.216	2:42.063 (2)	65.95	3.104	17:24:23.631
4 -	<b>1:45.772</b>	<b>53.187</b>	<b>2:38.959 (1)</b>	<b>67.23</b>		<b>17:27:02.590</b>

P28 81		Malvern MAY		Suzuki SV650 -		
IDEAL LAP TIME : 2:37.260		BEST LAP TIME : 2:21.663		DIFFERENCE : -15.597		
LAP	SECTOR 1	SECTOR 2	LAP TIME	MPH	DIFF	TIME OF DAY
1 -		<b>44.374</b>	<b>2:21.663 (1)</b>	<b>75.44</b>		<b>17:18:28.701</b>

# BMCRC - MRO Championships 2021 - Rnd 2 @ Snetterton 300

## MRO Minitwins

### RACE 15 - BEST SECTORS

SECTOR 1			SECTOR 2			IDEAL / BEST COMPARISON						
POS	NO	NAME	TIME	NO	NAME	TIME	POS	NO	NAME	IDEAL	BEST	DIFF
									<b>PERFECT LAP</b>	<b>2:05.341</b>		
1	232	WETHERELL	1:23.941	661	HARRIS	41.400	1	661	HARRIS	2:05.581	2:06.205	0.624
2	661	HARRIS	1:24.181	95	REYNOLDS	41.706	2	232	WETHERELL	2:05.752	2:06.223	0.471
3	96	HARRIS	1:24.603	232	WETHERELL	41.811	3	96	HARRIS	2:06.454	2:06.669	0.215
4	95	REYNOLDS	1:24.765	96	HARRIS	41.851	4	95	REYNOLDS	2:06.471	2:06.754	0.283
5	26	DAVIES	1:24.774	26	DAVIES	42.182	5	26	DAVIES	2:06.956	2:06.956	0.000
6	19	LILLEY	1:26.150	5	MANTELL	42.509	6	5	MANTELL	2:08.691	2:09.125	0.434
7	5	MANTELL	1:26.182	710	HENSTOCK	42.660	7	19	LILLEY	2:09.037	2:09.339	0.302
8	66	DUCRAN	1:26.474	12	TAYLOR	42.672	8	710	HENSTOCK	2:09.175	2:09.522	0.347
9	710	HENSTOCK	1:26.515	15	CROSBY	42.789	9	12	TAYLOR	2:09.332	2:10.012	0.680
10	15	CROSBY	1:26.596	19	LILLEY	42.887	10	15	CROSBY	2:09.385	2:09.987	0.602
11	12	TAYLOR	1:26.660	66	DUCRAN	42.985	11	66	DUCRAN	2:09.459	2:09.845	0.386
12	16	COOPER	1:27.333	16	COOPER	43.753	12	16	COOPER	2:11.086	2:11.109	0.023
13	40	WILKINSON	1:29.313	81	MAY	44.374	13	40	WILKINSON	2:14.557	2:14.609	0.052
14	84	BRANCO	1:29.785	84	BRANCO	45.035	14	84	BRANCO	2:14.820	2:14.941	0.121
15	71	CLUNE	1:30.119	71	CLUNE	45.081	15	71	CLUNE	2:15.200	2:15.200	0.000
16	44	PARKER	1:31.037	40	WILKINSON	45.244	16	561	LESLIE	2:17.079	2:17.161	0.082
17	34	JOHNSON	1:31.612	561	LESLIE	45.463	17	34	JOHNSON	2:17.155	2:17.242	0.087
18	561	LESLIE	1:31.616	34	JOHNSON	45.543	18	44	PARKER	2:17.203	2:17.334	0.131
19	144	CRONIN	1:32.305	47	BOHANAN	46.077	19	144	CRONIN	2:18.920	2:18.920	0.000
20	23	BECKETT	1:32.328	44	PARKER	46.166	20	23	BECKETT	2:19.130	2:19.130	0.000
21	47	BOHANAN	1:33.548	138	JARMIN	46.253	21	47	BOHANAN	2:19.625	2:20.240	0.615
22	138	JARMIN	1:34.688	144	CRONIN	46.615	22	138	JARMIN	2:20.941	2:21.492	0.551
23	260	PYMM	1:36.903	23	BECKETT	46.802	23	260	PYMM	2:24.961	2:25.496	0.535
24	18	FIRTH	1:40.004	260	PYMM	48.058	24	18	FIRTH	2:30.149	2:30.149	0.000
25	169	MILES	1:40.810	18	FIRTH	50.145	25	169	MILES	2:31.232	2:31.232	0.000
26	70	GILLAM	1:45.772	169	MILES	50.422	26	81	MAY	2:37.260	2:21.663	-15.597
27	81	MAY	1:52.886	70	GILLAM	53.187	27	70	GILLAM	2:38.959	2:38.959	0.000
28							28	258	FRIEND		2:13.667	
29												
30												

Weather / Track : Cloudy / Dry

Results can be found at [www.tsl-timing.com](http://www.tsl-timing.com)

Snetterton 300

Circuit Length = 2.9689 miles

Start: 17:16 Flag 17:26 End: 17:29

Printed - 17:29 Saturday, 29 May 2021

# BMCRC - MRO Championships 2021 - Rnd 2 @ Snetterton 300

## MRO Minitwins

### RACE 15 - STATISTICS

<b>Competitors Started</b>	28
<b>Planned Start</b>	2021-05-29 @ 16:40:00.000
<b>Actual Start</b>	2021-05-29 @ 17:16:07.038
<b>Finish Time</b>	2021-05-29 @ 17:26:47.879
<b>Track Length</b>	2.9689mi.
<b>Total Laps</b>	135
<b>Total Distance Covered</b>	400.8030mi.

#### Session Fastest Lap History

NO	NAME	LAP TIME	TIME OF DAY	LAP	VEHICLE
95	John REYNOLDS	<b>2:11.920</b>	17:18:18.965	1	Suzuki SV650
95	John REYNOLDS	<b>2:06.754</b>	17:20:25.719	2	Suzuki SV650
96	Dan HARRIS	<b>2:06.669</b>	17:20:26.417	2	Suzuki SV650
661	Cameron HARRIS	<b>2:06.587</b>	17:20:26.755	2	Suzuki SV650
661	Cameron HARRIS	<b>2:06.205</b>	17:22:32.960	3	Suzuki SV650

#### Session Leader History

NO	NAME	FROM LAP	LAPS LED	DISTANCE	VEHICLE
95	John REYNOLDS	1	3	8.90 miles	Suzuki SV650
661	Cameron HARRIS	4	1	2.96 miles	Suzuki SV650
95	John REYNOLDS	5	1	2.96 miles	Suzuki SV650

#### Flag History

TYPE	TIME OF DAY
GREEN	17:16:07.038
FINISH	17:26:47.879

#### Flag Statistics

TYPE	COUNT	TOTAL LAPS	TOTAL TIME
Green	1	5	12:57.717
Red	0	0	0.000
Safety Car	0	0	0.000
FCY	0	0	0.000

Weather / Track : Cloudy / Dry

Results can be found at [www.tsl-timing.com](http://www.tsl-timing.com)

Snetterton 300  
Circuit Length = 2.9689 miles  
Start: 17:16 Flag 17:26 End: 17:29

Printed - 17:29 Saturday, 29 May 2021

# BMCRC - MRO Championships 2021 - Rnd 2 @ Snetterton 300



## MRO Minitwins

### RACE 5 - GRID (7 Laps)

ROW 10	30   51   Andrew DURANT	29   78   Keith POVAH	28   70   Vanessa GILLAM	2:38.959
ROW 9	27   169   Robert MILES	26   18   Paul FIRTH	25   260   Greg PYMM	2:31.232 2:30.149 2:25.496
ROW 8	24   81   Malvern MAY	23   138   Craig JARMIN	22   47   Tristan BOHANAN	2:21.663 2:21.492 2:20.240
ROW 7	21   23   Claire BECKETT	20   144   Nick CRONIN	19   44   Tony PARKER	2:19.130 2:18.920 2:17.334
ROW 6	18   34   Andrew JOHNSON	17   561   David LESLIE	16   71   Colin CLUNE	2:17.242 2:17.161 2:15.200
ROW 5	15   84   Ricardo BRANCO	14   40   Simon WILKINSON	13   258   Ande FRIEND	2:14.941 2:14.609 2:13.667
ROW 4	12   16   Martin COOPER	11   12   Russell TAYLOR	10   15   Harrison CROSBY	2:11.109 2:10.012 2:09.987
ROW 3	9   66   Mitch DUCRAN	8   710   Craig HENSTOCK	7   19   Kevin LILLEY	2:09.845 2:09.522 2:09.339
ROW 2	6   5   Barry MANTELL	5   26   Glynn DAVIES	4   95   John REYNOLDS	2:09.125 2:06.956 2:06.754
ROW 1	3   96   Dan HARRIS	2   232   Matt WETHERELL	1   661   Cameron HARRIS	2:06.669 2:06.223 2:06.205
	<b>Pole</b>			

Snetterton 300

Circuit Length = 2.9689 miles

These results are provisional until the conclusion of any judicial and technical matters.

Clerk Of Course :	Stewards :	Timekeeper : Craig Smith
-------------------	------------	--------------------------

Results can be found at [www.tsl-timing.com](http://www.tsl-timing.com)

Printed - 17:31 Saturday, 29 May 2021





# BMCRC - MRO Championships 2021 - Rnd 2 @ Snetterton 300



## MRO Minitwins

### RACE 5 - CLASSIFICATION

POS	NO	NAME	ENTRY	LAPS	TIME	GAP	DIFF	MPH	BEST	ON
1	26*	Glynn DAVIES	Suzuki SV650 -	7	14:54.796			83.61	2:05.974	2
2	96	Dan HARRIS	Suzuki SV650 - HP Racing	7	14:54.844	0.048	0.048	83.60	2:05.869	7
3	661	Cameron HARRIS	Suzuki SV650 - HARRIS PERFORMANCE	7	14:55.702	0.906	0.858	83.52	2:06.601	7
4	78	Keith POVAH	Suzuki SV650 - Instagram @crap.sack	7	14:57.932	3.136	2.230	83.32	2:05.803	7
5	95	John REYNOLDS	Suzuki SV650 - Fins Motorcycles	7	14:58.204	3.408	0.272	83.29	2:05.574	6
6	232	Matt WETHERELL	Suzuki SV650 - MSG Racing/Lamonde.com/FWR Ty	7	15:00.684	5.888	2.480	83.06	2:06.945	6
7	19	Kevin LILLEY	Suzuki SV650 - Trafalgar Cleaning Eqpt. / Steve Jorr	7	15:07.139	12.343	6.455	82.47	2:07.773	3
8	66	Mitch DUCRAN	Suzuki SV650 -	7	15:08.425	13.629	1.286	82.35	2:07.570	2
9	12	Russell TAYLOR	Suzuki SV650 -	7	15:12.853	18.057	4.428	81.95	2:08.624	4
10	15	Harrison CROSBY	Suzuki SV650 -	7	15:12.872	18.076	0.019	81.95	2:08.124	5
11	710	Craig HENSTOCK	Suzuki SV650 -	7	15:13.324	18.528	0.452	81.91	2:08.441	3
12	5	Barry MANTELL	Suzuki SV650 S - Swedish car connection	7	15:13.988	19.192	0.664	81.85	2:08.331	2
13	16	Martin COOPER	Suzuki SV650 -	7	15:24.038	29.242	10.050	80.96	2:09.808	6
14	81	Malvern MAY	Suzuki SV650 -	7	15:54.474	59.678	30.436	78.38	2:14.762	3
15	71	Colin CLUNE	Suzuki SV650 -	7	15:56.339	1:01.543	1.865	78.23	2:12.945	7
16	84	Ricardo BRANCO	Suzuki SV650 - IMP Racing	7	15:59.195	1:04.399	2.856	77.99	2:14.357	7
17	34	Andrew JOHNSON	Suzuki SV650 - Rose & Charlie Racing	7	15:59.294	1:04.498	0.099	77.99	2:14.756	6
18	44	Tony PARKER	Suzuki SV650 - Emerald Elevators/PriceLess Copier	7	15:59.971	1:05.175	0.677	77.93	2:14.533	7
19	40	Simon WILKINSON	Suzuki SV650 - S P Wilkinson Engineering Ltd	7	16:00.355	1:05.559	0.384	77.90	2:15.181	5
20	561	David LESLIE	Suzuki SV650 -	7	16:11.671	1:16.875	11.316	76.99	2:16.668	6
21	23	Claire BECKETT	Suzuki SV650 - P Sheils & Sons	7	16:15.278	1:20.482	3.607	76.71	2:17.108	3
22	144	Nick CRONIN	Suzuki SV650 -	7	16:15.962	1:21.166	0.684	76.65	2:17.468	6
23	260	Greg PYMM	Suzuki SV650 -	7	16:35.797	1:41.001	19.835	75.13	2:19.879	7
24	51	Andrew DURANT	Suzuki SV650 -	7	16:36.277	1:41.481	0.480	75.09	2:19.469	2
25	138	Craig JARMIN	Suzuki SV650 - BK Racing	7	16:43.147	1:48.351	6.870	74.58	2:19.770	2
26	18	Paul FIRTH	Suzuki SV650 -	6	15:13.825	1 Lap	1 Lap	70.17	2:28.987	3
27	70	Vanessa GILLAM	Suzuki SV650 - No More Straps Ltd	6	15:59.300	1 Lap	45.475	66.84	2:37.084	2

#### NOT CLASSIFIED

DNF	47	Tristan BOHANAN	Suzuki SV650 - Myself	2	4:48.086	5 Laps	4 Laps	74.20	2:20.371	2
DNF	169	Robert MILES	Suzuki SV650 - The Bike Shop Long Eaton	0						

#### FASTEST LAP

95	John REYNOLDS	Suzuki SV650 - Fins Motorcycles	6	2:05.574	85.11 mph	136.97 kph
----	---------------	---------------------------------	---	----------	-----------	------------

\* Bike 26 - No working transponder fitted  
92.5% of Race Speed = 77.33 mph

Weather / Track : Sunny / Dry

These results are provisional until the conclusion of any judicial and technical matters.

Snetterton 300: 2.9689 miles  
Race Distance: 7 Laps / 20.78 miles  
Start: 11:10 Flag 11:25 End: 11:27

Clerk Of Course :	Stewards :	Timekeeper : Craig Smith
-------------------	------------	--------------------------

Results can be found at [www.tsl-timing.com](http://www.tsl-timing.com)

Printed - 11:29 Sunday, 30 May 2021



# BMCRC - MRO Championships 2021 - Rnd 2 @ Snetterton 300

## MRO Minitwins

### RACE 5 - LAP CHART

LAP 1 @ 11:13:01.355			LAP 3 @ 11:17:15.306		
NO	BEHIND	LAP TIME	NO	BEHIND	LAP TIME
661		2:12.829	661		2:06.646
26	0.937	2:13.766	26	0.140	2:07.180
96	1.193	2:14.022	96	0.484	2:06.912
95	1.553	2:14.382	232	4.180	2:07.761
232	2.018	2:14.847	95	4.301	2:08.380
5	2.818	2:15.647	5	5.953	2:08.755
66	2.861	2:15.690	66	5.973	2:09.493
15	3.685	2:16.514	78	6.130	2:07.160
16	3.930	2:16.759	19	7.432	2:07.773
19	4.523	2:17.352	15	8.837	2:09.333
78	5.283	2:18.112	710	9.264	2:08.441
12	5.305	2:18.134	12	9.465	2:08.842
710	5.937	2:18.766	16	15.169	2:15.219
84	10.335	2:23.164	81	26.919	2:14.762
81	10.446	2:23.275	40	30.330	2:16.399
40	11.515	2:24.344	84	30.603	2:17.522
71	11.740	2:24.569	71	30.664	2:16.670
44	12.931	2:25.760	34	30.699	2:15.721
23	13.201	2:26.030	44	31.504	2:15.416
34	13.552	2:26.381	23	33.829	2:17.108
561	14.307	2:27.136	561	34.718	2:16.762
144	14.754	2:27.583	144	36.607	2:17.817
47	14.886	2:27.715	51	44.220	2:21.457
51	17.245	2:30.074	138	44.526	2:20.939
138	17.768	2:30.597	260	45.865	2:20.766
260	17.834	2:30.663	18	1:11.288	2:28.987
18	25.511	2:38.340	70	1:36.227	2:39.669
70	33.425	2:46.254			

LAP 2 @ 11:15:08.266			LAP 4 @ 11:19:22.670		
NO	BEHIND	LAP TIME	NO	BEHIND	LAP TIME
26		2:05.974	26		2:07.224
661	0.394	2:07.305	661	0.317	2:07.681
96	0.612	2:06.330	96	0.723	2:07.603
95	2.961	2:08.319	95	4.784	2:07.847
232	3.459	2:08.352	232	4.908	2:08.092
66	3.520	2:07.570	78	5.966	2:07.200
5	4.238	2:08.331	66	7.046	2:08.437
78	6.010	2:07.638	19	7.930	2:07.862
15	6.544	2:09.770	5	8.289	2:09.700
19	6.699	2:09.087	710	10.583	2:08.683
16	6.990	2:09.971	12	10.725	2:08.624
12	7.663	2:09.269	15	11.174	2:09.701
710	7.863	2:08.837	16	19.597	2:11.792
81	19.197	2:15.662	81	34.355	2:14.800
84	20.121	2:16.697	84	39.150	2:15.911
40	20.971	2:16.367	40	39.840	2:16.874
71	21.034	2:16.205	71	39.973	2:16.673
34	22.018	2:15.377	34	40.172	2:16.837
44	23.128	2:17.108	44	40.337	2:16.197
23	23.761	2:17.471	23	44.933	2:18.468
561	24.996	2:17.600	561	45.083	2:17.729
144	25.830	2:17.987	144	47.920	2:18.677
47	28.346	2:20.371	51	57.444	2:20.588
51	29.803	2:19.469	138	59.209	2:22.047
138	30.627	2:19.770	260	1:00.784	2:22.283
260	32.139	2:21.216	18	1:33.130	2:29.206
18	49.341	2:30.741			
70	1:03.598	2:37.084			

LAP 5 @ 11:21:30.347		
NO	BEHIND	LAP TIME
26		2:07.677
661	0.211	2:07.571

96	0.298	2:07.252
70	1 Lap	2:39.641
232	4.462	2:07.231
78	4.479	2:06.190
95	5.043	2:07.936
66	7.567	2:08.198
19	8.596	2:08.343
5	10.469	2:09.857
15	11.621	2:08.124
12	11.787	2:08.739
710	12.136	2:09.230
16	22.090	2:10.170
81	42.296	2:15.618
40	47.344	2:15.181
71	47.841	2:15.545
34	47.921	2:15.426
84	48.398	2:16.925
44	48.857	2:16.197
561	56.191	2:18.785
23	56.913	2:19.657
144	58.974	2:18.731
51	1:12.075	2:22.308
260	1:14.035	2:20.928
138	1:14.205	2:22.673
18	1:54.949	2:29.496

LAP 6 @ 11:23:37.278		
NO	BEHIND	LAP TIME

26		2:06.931
96	0.223	2:06.856
661	0.349	2:07.069
78	3.377	2:05.829
95	3.686	2:05.574
232	4.476	2:06.945
19	10.465	2:08.800
66	10.572	2:09.936
15	14.219	2:09.529
12	14.354	2:09.498
5	15.100	2:11.562
710	15.177	2:09.972
16	24.967	2:09.808
70	1 Lap	2:39.502
81	50.440	2:15.075
71	54.642	2:13.732
34	55.746	2:14.756
40	56.021	2:15.608
84	56.086	2:14.619
44	56.686	2:14.760
561	1:05.928	2:16.668
23	1:07.938	2:17.956
144	1:09.511	2:17.468
51	1:26.770	2:21.626
260	1:27.166	2:20.062
138	1:29.840	2:22.566

LAP 7 @ 11:25:43.322		
NO	BEHIND	LAP TIME

26		2:06.044
96	0.048	2:05.869
661	0.906	2:06.601
78	3.136	2:05.803
95	3.408	2:05.766
232	5.888	2:07.456
19	12.343	2:07.922

66	13.629	2:09.101
12	18.057	2:09.747
15	18.076	2:09.901
710	18.528	2:09.395
18	1 Lap	2:37.055
5	19.192	2:10.136
16	29.242	2:10.319
81	59.678	2:15.282
71	1:01.543	2:12.945
84	1:04.399	2:14.357
34	1:04.498	2:14.796
70	1 Lap	2:37.150
44	1:05.175	2:14.533
40	1:05.559	2:15.582
561	1:16.875	2:16.991
23	1:20.482	2:18.588
144	1:21.166	2:17.699
260	1:41.001	2:19.879
51	1:41.481	2:20.755
138	1:48.351	2:24.555

Weather / Track : Sunny / Dry

Snetterton 300

Circuit Length = 2.9689 miles

Start: 11:10 Flag 11:25 End: 11:27

# BMCRC - MRO Championships 2021 - Rnd 2 @ Snetterton 300

## MRO Minitwins

### RACE 5 - SECTOR ANALYSIS



SECTOR 1 = FL to I1, SECTOR 2 = I1 to FL, DIFF = Difference To Personal Best Lap, P = Crossed Finish Line in Pit Lane, D = Time Disallowed

P1 26		Glynn DAVIES		Suzuki SV650 -		
IDEAL LAP TIME :		BEST LAP TIME : 2:05.974		DIFFERENCE :		
LAP	SECTOR 1	SECTOR 2	LAP TIME	MPH	DIFF	TIME OF DAY
1 -			2:13.766	79.90	7.792	11:13:02.292
2 -			<b>2:05.974 (1)</b>	<b>84.84</b>		<b>11:15:08.266</b>
3 -			2:07.180	84.03	1.206	11:17:15.446
4 -			2:07.224	84.00	1.250	11:19:22.670
5 -			2:07.677	83.71	1.703	11:21:30.347
6 -			2:06.931 (3)	84.20	0.957	11:23:37.278
7 -			2:06.044 (2)	84.79	0.070	11:25:43.322

P2 96		Dan HARRIS		Suzuki SV650 - HP Racing		
IDEAL LAP TIME : 2:05.869		BEST LAP TIME : 2:05.869		DIFFERENCE : 0.000		
LAP	SECTOR 1	SECTOR 2	LAP TIME	MPH	DIFF	TIME OF DAY
1 -		42.001	2:14.022	79.74	8.153	11:13:02.548
2 -	1:24.463	41.867	2:06.330 (2)	84.60	0.461	11:15:08.878
3 -	1:24.404	42.508	2:06.912	84.21	1.043	11:17:15.790
4 -	1:24.930	42.673	2:07.603	83.76	1.734	11:19:23.393
5 -	1:24.737	42.515	2:07.252	83.99	1.383	11:21:30.645
6 -	1:24.729	42.127	2:06.856 (3)	84.25	0.987	11:23:37.501
7 -	<b>1:24.203</b>	<b>41.666</b>	<b>2:05.869 (1)</b>	<b>84.91</b>		<b>11:25:43.370</b>

P3 661		Cameron HARRIS		Suzuki SV650 - HARRIS PERFORMANCE		
IDEAL LAP TIME : 2:06.125		BEST LAP TIME : 2:06.601		DIFFERENCE : 0.476		
LAP	SECTOR 1	SECTOR 2	LAP TIME	MPH	DIFF	TIME OF DAY
1 -		<b>41.968</b>	2:12.829	80.46	6.228	11:13:01.355
2 -	1:25.280	42.025	2:07.305	83.95	0.704	11:15:08.660
3 -	1:24.524	42.122	2:06.646 (2)	84.39	0.045	11:17:15.306
4 -	1:25.342	42.339	2:07.681	83.70	1.080	11:19:22.987
5 -	1:25.064	42.507	2:07.571	83.78	0.970	11:21:30.558
6 -	1:25.095	41.974	2:07.069 (3)	84.11	0.468	11:23:37.627
7 -	<b>1:24.157</b>	42.444	<b>2:06.601 (1)</b>	<b>84.42</b>		<b>11:25:44.228</b>

P4 78		Keith POVAH		Suzuki SV650 - Instagram @crap.sack		
IDEAL LAP TIME : 2:05.760		BEST LAP TIME : 2:05.803		DIFFERENCE : 0.043		
LAP	SECTOR 1	SECTOR 2	LAP TIME	MPH	DIFF	TIME OF DAY
1 -		43.690	2:18.112	77.38	12.309	11:13:06.638
2 -	1:25.245	42.393	2:07.638	83.73	1.835	11:15:14.276
3 -	1:24.752	42.408	2:07.160	84.05	1.357	11:17:21.436
4 -	1:25.315	41.885	2:07.200	84.02	1.397	11:19:28.636
5 -	1:24.422	41.768	2:06.190 (3)	84.69	0.387	11:21:34.826
6 -	<b>1:24.257</b>	41.572	2:05.829 (2)	84.94	0.026	11:23:40.655
7 -	1:24.300	<b>41.503</b>	<b>2:05.803 (1)</b>	<b>84.95</b>		<b>11:25:46.458</b>

P5 95		John REYNOLDS		Suzuki SV650 - Fins Motorcycles		
IDEAL LAP TIME : 2:05.010		BEST LAP TIME : 2:05.574		DIFFERENCE : 0.564		
LAP	SECTOR 1	SECTOR 2	LAP TIME	MPH	DIFF	TIME OF DAY
1 -		42.252	2:14.382	79.53	8.808	11:13:02.908
2 -	1:25.917	42.402	2:08.319	83.29	2.745	11:15:11.227
3 -	1:25.830	42.550	2:08.380	83.25	2.806	11:17:19.607
4 -	1:25.871	41.976	2:07.847 (3)	83.60	2.273	11:19:27.454
5 -	1:25.175	42.761	2:07.936	83.54	2.362	11:21:35.390
6 -	1:24.596	<b>40.978</b>	<b>2:05.574 (1)</b>	<b>85.11</b>		<b>11:23:40.964</b>
7 -	<b>1:24.032</b>	41.734	2:05.766 (2)	84.98	0.192	11:25:46.730

Weather / Track : Sunny / Dry

Snetterton 300  
Circuit Length = 2.9689 miles  
Start: 11:10 Flag 11:25 End: 11:27

# BMCRC - MRO Championships 2021 - Rnd 2 @ Snetterton 300

## MRO Minitwins

### RACE 5 - SECTOR ANALYSIS



SECTOR 1 = FL to I1, SECTOR 2 = I1 to FL, DIFF = Difference To Personal Best Lap, P = Crossed Finish Line in Pit Lane, D = Time Disallowed

<b>P6 232</b>		<b>Matt WETHERELL</b>		Suzuki SV650 - MSG Racing/Lamonde.com/FWR Tyres		
IDEAL LAP TIME : 2:06.051		BEST LAP TIME : 2:06.945		DIFFERENCE : 0.894		
LAP	SECTOR 1	SECTOR 2	LAP TIME	MPH	DIFF	TIME OF DAY
1 -		42.665	2:14.847	79.26	7.902	11:13:03.373
2 -	1:25.603	42.749	2:08.352	83.27	1.407	11:15:11.725
3 -	1:25.326	42.435	2:07.761	83.65	0.816	11:17:19.486
4 -	1:25.977	42.115	2:08.092	83.44	1.147	11:19:27.578
5 -	1:25.065	42.166	2:07.231 (2)	84.00	0.286	11:21:34.809
6 -	1:25.306	<b>41.639</b>	<b>2:06.945 (1)</b>	<b>84.19</b>		<b>11:23:41.754</b>
7 -	<b>1:24.412</b>	43.044	2:07.456 (3)	83.85	0.511	11:25:49.210

<b>P7 19</b>		<b>Kevin LILLEY</b>		Suzuki SV650 - Trafalgar Cleaning Eqpt. / Steve Jordan Motorcy		
IDEAL LAP TIME : 2:07.405		BEST LAP TIME : 2:07.773		DIFFERENCE : 0.368		
LAP	SECTOR 1	SECTOR 2	LAP TIME	MPH	DIFF	TIME OF DAY
1 -		43.086	2:17.352	77.81	9.579	11:13:05.878
2 -	1:26.023	43.064	2:09.087	82.79	1.314	11:15:14.965
3 -	<b>1:24.978</b>	42.795	<b>2:07.773 (1)</b>	<b>83.64</b>		<b>11:17:22.738</b>
4 -	1:25.435	<b>42.427</b>	2:07.862 (2)	83.59	0.089	11:19:30.600
5 -	1:25.902	42.441	2:08.343	83.27	0.570	11:21:38.943
6 -	1:25.739	43.061	2:08.800	82.98	1.027	11:23:47.743
7 -	1:25.075	42.847	2:07.922 (3)	83.55	0.149	11:25:55.665

<b>P8 66</b>		<b>Mitch DUCRAN</b>		Suzuki SV650 -		
IDEAL LAP TIME : 2:07.570		BEST LAP TIME : 2:07.570		DIFFERENCE : 0.000		
LAP	SECTOR 1	SECTOR 2	LAP TIME	MPH	DIFF	TIME OF DAY
1 -		42.634	2:15.690	78.76	8.120	11:13:04.216
2 -	<b>1:25.432</b>	<b>42.138</b>	<b>2:07.570 (1)</b>	<b>83.78</b>		<b>11:15:11.786</b>
3 -	1:26.687	42.806	2:09.493	82.53	1.923	11:17:21.279
4 -	1:26.057	42.380	2:08.437 (3)	83.21	0.867	11:19:29.716
5 -	1:25.978	42.220	2:08.198 (2)	83.37	0.628	11:21:37.914
6 -	1:26.517	43.419	2:09.936	82.25	2.366	11:23:47.850
7 -	1:26.814	42.287	2:09.101	82.78	1.531	11:25:56.951

<b>P9 12</b>		<b>Russell TAYLOR</b>		Suzuki SV650 -		
IDEAL LAP TIME : 2:08.540		BEST LAP TIME : 2:08.624		DIFFERENCE : 0.084		
LAP	SECTOR 1	SECTOR 2	LAP TIME	MPH	DIFF	TIME OF DAY
1 -		43.831	2:18.134	77.37	9.510	11:13:06.660
2 -	1:26.612	42.657	2:09.269	82.68	0.645	11:15:15.929
3 -	1:26.342	42.500	2:08.842 (3)	82.95	0.218	11:17:24.771
4 -	1:26.153	<b>42.471</b>	<b>2:08.624 (1)</b>	<b>83.09</b>		<b>11:19:33.395</b>
5 -	<b>1:26.069</b>	42.670	2:08.739 (2)	83.02	0.115	11:21:42.134
6 -	1:26.810	42.688	2:09.498	82.53	0.874	11:23:51.632
7 -	1:26.955	42.792	2:09.747	82.37	1.123	11:26:01.379

<b>P10 15</b>		<b>Harrison CROSBY</b>		Suzuki SV650 -		
IDEAL LAP TIME : 2:08.124		BEST LAP TIME : 2:08.124		DIFFERENCE : 0.000		
LAP	SECTOR 1	SECTOR 2	LAP TIME	MPH	DIFF	TIME OF DAY
1 -		42.746	2:16.514	78.29	8.390	11:13:05.040
2 -	1:26.712	43.058	2:09.770	82.36	1.646	11:15:14.810
3 -	1:26.271	43.062	2:09.333 (2)	82.64	1.209	11:17:24.143
4 -	1:27.166	42.535	2:09.701	82.40	1.577	11:19:33.844
5 -	<b>1:25.632</b>	<b>42.492</b>	<b>2:08.124 (1)</b>	<b>83.41</b>		<b>11:21:41.968</b>
6 -	1:26.891	42.638	2:09.529 (3)	82.51	1.405	11:23:51.497
7 -	1:27.079	42.822	2:09.901	82.27	1.777	11:26:01.398

Weather / Track : Sunny / Dry

Snetterton 300  
Circuit Length = 2.9689 miles  
Start: 11:10 Flag 11:25 End: 11:27

# BMCRC - MRO Championships 2021 - Rnd 2 @ Snetterton 300

## MRO Minitwins

### RACE 5 - SECTOR ANALYSIS



SECTOR 1 = FL to I1, SECTOR 2 = I1 to FL, DIFF = Difference To Personal Best Lap, P = Crossed Finish Line in Pit Lane, D = Time Disallowed

P11 710		Craig HENSTOCK		Suzuki SV650 -		
IDEAL LAP TIME : 2:08.441		BEST LAP TIME : 2:08.441		DIFFERENCE : 0.000		
LAP	SECTOR 1	SECTOR 2	LAP TIME	MPH	DIFF	TIME OF DAY
1 -		43.161	2:18.766	77.02	10.325	11:13:07.292
2 -	1:26.214	42.623	2:08.837 (3)	82.95	0.396	11:15:16.129
3 -	<b>1:26.118</b>	<b>42.323</b>	<b>2:08.441 (1)</b>	<b>83.21</b>		<b>11:17:24.570</b>
4 -	1:26.329	42.354	2:08.683 (2)	83.05	0.242	11:19:33.253
5 -	1:26.360	42.870	2:09.230	82.70	0.789	11:21:42.483
6 -	1:26.808	43.164	2:09.972	82.23	1.531	11:23:52.455
7 -	1:26.319	43.076	2:09.395	82.60	0.954	11:26:01.850

P12 5		Barry MANTELL		Suzuki SV650 S - Swedish car connection		
IDEAL LAP TIME : 2:08.306		BEST LAP TIME : 2:08.331		DIFFERENCE : 0.025		
LAP	SECTOR 1	SECTOR 2	LAP TIME	MPH	DIFF	TIME OF DAY
1 -		42.839	2:15.647	78.79	7.316	11:13:04.173
2 -	1:26.066	<b>42.265</b>	<b>2:08.331 (1)</b>	<b>83.28</b>		<b>11:15:12.504</b>
3 -	<b>1:26.041</b>	42.714	2:08.755 (2)	83.01	0.424	11:17:21.259
4 -	1:26.959	42.741	2:09.700 (3)	82.40	1.369	11:19:30.959
5 -	1:26.805	43.052	2:09.857	82.30	1.526	11:21:40.816
6 -	1:28.099	43.463	2:11.562	81.23	3.231	11:23:52.378
7 -	1:26.911	43.225	2:10.136	82.13	1.805	11:26:02.514

P13 16		Martin COOPER		Suzuki SV650 -		
IDEAL LAP TIME : 2:08.401		BEST LAP TIME : 2:09.808		DIFFERENCE : 1.407		
LAP	SECTOR 1	SECTOR 2	LAP TIME	MPH	DIFF	TIME OF DAY
1 -		<b>42.581</b>	2:16.759	78.15	6.951	11:13:05.285
2 -	1:26.772	43.199	2:09.971 (2)	82.23	0.163	11:15:15.256
3 -	<b>1:25.820</b>	49.399	2:15.219	79.04	5.411	11:17:30.475
4 -	1:27.841	43.951	2:11.792	81.09	1.984	11:19:42.267
5 -	1:26.419	43.751	2:10.170 (3)	82.10	0.362	11:21:52.437
6 -	1:26.057	43.751	<b>2:09.808 (1)</b>	<b>82.33</b>		<b>11:24:02.245</b>
7 -	1:26.592	43.727	2:10.319	82.01	0.511	11:26:12.564

P14 81		Malvern MAY		Suzuki SV650 -		
IDEAL LAP TIME : 2:14.223		BEST LAP TIME : 2:14.762		DIFFERENCE : 0.539		
LAP	SECTOR 1	SECTOR 2	LAP TIME	MPH	DIFF	TIME OF DAY
1 -		44.932	2:23.275	74.59	8.513	11:13:11.801
2 -	1:30.925	44.737	2:15.662	78.78	0.900	11:15:27.463
3 -	1:30.213	44.549	<b>2:14.762 (1)</b>	<b>79.31</b>		<b>11:17:42.225</b>
4 -	1:30.135	44.665	2:14.800 (2)	79.28	0.038	11:19:57.025
5 -	1:31.145	<b>44.473</b>	2:15.618	78.81	0.856	11:22:12.643
6 -	1:30.570	44.505	2:15.075 (3)	79.12	0.313	11:24:27.718
7 -	<b>1:29.750</b>	45.532	2:15.282	79.00	0.520	11:26:43.000

P15 71		Colin CLUNE		Suzuki SV650 -		
IDEAL LAP TIME : 2:12.533		BEST LAP TIME : 2:12.945		DIFFERENCE : 0.412		
LAP	SECTOR 1	SECTOR 2	LAP TIME	MPH	DIFF	TIME OF DAY
1 -		45.512	2:24.569	73.93	11.624	11:13:13.095
2 -	1:30.923	45.282	2:16.205	78.47	3.260	11:15:29.300
3 -	1:30.847	45.823	2:16.670	78.20	3.725	11:17:45.970
4 -	1:31.153	45.520	2:16.673	78.20	3.728	11:20:02.643
5 -	1:30.306	45.239	2:15.545 (3)	78.85	2.600	11:22:18.188
6 -	1:29.636	<b>44.096</b>	2:13.732 (2)	79.92	0.787	11:24:31.920
7 -	<b>1:28.437</b>	44.508	<b>2:12.945 (1)</b>	<b>80.39</b>		<b>11:26:44.865</b>

Weather / Track : Sunny / Dry

Snetterton 300

Circuit Length = 2.9689 miles

Start: 11:10 Flag 11:25 End: 11:27

# BMCRC - MRO Championships 2021 - Rnd 2 @ Snetterton 300

## MRO Minitwins

### RACE 5 - SECTOR ANALYSIS



SECTOR 1 = FL to I1, SECTOR 2 = I1 to FL, DIFF = Difference To Personal Best Lap, P = Crossed Finish Line in Pit Lane, D = Time Disallowed

P16 84		Ricardo BRANCO		Suzuki SV650 - IMP Racing		
IDEAL LAP TIME : 2:13.984		BEST LAP TIME : 2:14.357		DIFFERENCE : 0.373		
LAP	SECTOR 1	SECTOR 2	LAP TIME	MPH	DIFF	TIME OF DAY
1 -		45.538	2:23.164	74.65	8.807	11:13:11.690
2 -	1:30.987	45.710	2:16.697	78.18	2.340	11:15:28.387
3 -	1:31.473	46.049	2:17.522	77.71	3.165	11:17:45.909
4 -	1:30.513	45.398	2:15.911 (3)	78.64	1.554	11:20:01.820
5 -	1:30.391	46.534	2:16.925	78.05	2.568	11:22:18.745
6 -	<b>1:29.405</b>	45.214	2:14.619 (2)	79.39	0.262	11:24:33.364
7 -	1:29.778	<b>44.579</b>	<b>2:14.357 (1)</b>	<b>79.54</b>		<b>11:26:47.721</b>

P17 34		Andrew JOHNSON		Suzuki SV650 - Rose & Charlie Racing		
IDEAL LAP TIME : 2:14.002		BEST LAP TIME : 2:14.756		DIFFERENCE : 0.754		
LAP	SECTOR 1	SECTOR 2	LAP TIME	MPH	DIFF	TIME OF DAY
1 -		45.926	2:26.381	73.01	11.625	11:13:14.907
2 -	1:30.622	44.755	2:15.377 (3)	78.95	0.621	11:15:30.284
3 -	1:30.423	45.298	2:15.721	78.75	0.965	11:17:46.005
4 -	1:31.514	45.323	2:16.837	78.10	2.081	11:20:02.842
5 -	<b>1:29.352</b>	46.074	2:15.426	78.92	0.670	11:22:18.268
6 -	1:30.106	<b>44.650</b>	<b>2:14.756 (1)</b>	<b>79.31</b>		<b>11:24:33.024</b>
7 -	1:29.898	44.898	2:14.796 (2)	79.29	0.040	11:26:47.820

P18 44		Tony PARKER		Suzuki SV650 - Emerald Elevators/PriceLess Copiers		
IDEAL LAP TIME : 2:14.533		BEST LAP TIME : 2:14.533		DIFFERENCE : 0.000		
LAP	SECTOR 1	SECTOR 2	LAP TIME	MPH	DIFF	TIME OF DAY
1 -		45.958	2:25.760	73.32	11.227	11:13:14.286
2 -	1:31.236	45.872	2:17.108	77.95	2.575	11:15:31.394
3 -	1:29.730	45.686	2:15.416 (3)	78.92	0.883	11:17:46.810
4 -	1:30.414	45.783	2:16.197	78.47	1.664	11:20:03.007
5 -	1:30.279	45.918	2:16.197	78.47	1.664	11:22:19.204
6 -	1:29.531	45.229	2:14.760 (2)	79.31	0.227	11:24:33.964
7 -	<b>1:29.529</b>	<b>45.004</b>	<b>2:14.533 (1)</b>	<b>79.44</b>		<b>11:26:48.497</b>

P19 40		Simon WILKINSON		Suzuki SV650 - S P Wilkinson Engineering Ltd		
IDEAL LAP TIME : 2:15.019		BEST LAP TIME : 2:15.181		DIFFERENCE : 0.162		
LAP	SECTOR 1	SECTOR 2	LAP TIME	MPH	DIFF	TIME OF DAY
1 -		45.781	2:24.344	74.04	9.163	11:13:12.870
2 -	1:30.553	45.814	2:16.367	78.37	1.186	11:15:29.237
3 -	1:30.546	45.853	2:16.399	78.35	1.218	11:17:45.636
4 -	1:30.940	45.934	2:16.874	78.08	1.693	11:20:02.510
5 -	<b>1:29.553</b>	45.628	<b>2:15.181 (1)</b>	<b>79.06</b>		<b>11:22:17.691</b>
6 -	1:29.997	45.611	2:15.608 (3)	78.81	0.427	11:24:33.299
7 -	1:30.116	<b>45.466</b>	2:15.582 (2)	78.83	0.401	11:26:48.881

P20 561		David LESLIE		Suzuki SV650 -		
IDEAL LAP TIME : 2:16.434		BEST LAP TIME : 2:16.668		DIFFERENCE : 0.234		
LAP	SECTOR 1	SECTOR 2	LAP TIME	MPH	DIFF	TIME OF DAY
1 -		46.518	2:27.136	72.64	10.468	11:13:15.662
2 -	1:32.068	45.532	2:17.600	77.67	0.932	11:15:33.262
3 -	1:31.457	<b>45.305</b>	2:16.762 (2)	78.15	0.094	11:17:50.024
4 -	1:31.143	46.586	2:17.729	77.60	1.061	11:20:07.753
5 -	1:32.495	46.290	2:18.785	77.01	2.117	11:22:26.538
6 -	<b>1:31.129</b>	45.539	<b>2:16.668 (1)</b>	<b>78.20</b>		<b>11:24:43.206</b>
7 -	1:31.655	45.336	2:16.991 (3)	78.02	0.323	11:27:00.197

Weather / Track : Sunny / Dry

Snetterton 300  
Circuit Length = 2.9689 miles  
Start: 11:10 Flag 11:25 End: 11:27

# BMCRC - MRO Championships 2021 - Rnd 2 @ Snetterton 300

## MRO Minitwins

### RACE 5 - SECTOR ANALYSIS



SECTOR 1 = FL to I1, SECTOR 2 = I1 to FL, DIFF = Difference To Personal Best Lap, P = Crossed Finish Line in Pit Lane, D = Time Disallowed

P21 23		Claire BECKETT		Suzuki SV650 - P Sheils & Sons		
IDEAL LAP TIME : 2:16.466		BEST LAP TIME : 2:17.108		DIFFERENCE : 0.642		
LAP	SECTOR 1	SECTOR 2	LAP TIME	MPH	DIFF	TIME OF DAY
1 -		45.968	2:26.030	73.19	8.922	11:13:14.556
2 -	1:31.602	<b>45.869</b>	2:17.471 (2)	77.74	0.363	11:15:32.027
3 -	<b>1:30.597</b>	46.511	<b>2:17.108 (1)</b>	<b>77.95</b>		<b>11:17:49.135</b>
4 -	1:31.587	46.881	2:18.468	77.18	1.360	11:20:07.603
5 -	1:32.383	47.274	2:19.657	76.53	2.549	11:22:27.260
6 -	1:31.529	46.427	2:17.956 (3)	77.47	0.848	11:24:45.216
7 -	1:31.648	46.940	2:18.588	77.12	1.480	11:27:03.804

P22 144		Nick CRONIN		Suzuki SV650 -		
IDEAL LAP TIME : 2:17.386		BEST LAP TIME : 2:17.468		DIFFERENCE : 0.082		
LAP	SECTOR 1	SECTOR 2	LAP TIME	MPH	DIFF	TIME OF DAY
1 -		46.220	2:27.583	72.42	10.115	11:13:16.109
2 -	1:32.099	45.888	2:17.987	77.45	0.519	11:15:34.096
3 -	<b>1:31.502</b>	46.315	2:17.817 (3)	77.55	0.349	11:17:51.913
4 -	1:32.234	46.443	2:18.677	77.07	1.209	11:20:10.590
5 -	1:31.968	46.763	2:18.731	77.04	1.263	11:22:29.321
6 -	1:31.584	<b>45.884</b>	<b>2:17.468 (1)</b>	<b>77.74</b>		<b>11:24:46.789</b>
7 -	1:31.568	46.131	2:17.699 (2)	77.61	0.231	11:27:04.488

P23 260		Greg PYMM		Suzuki SV650 -		
IDEAL LAP TIME : 2:19.736		BEST LAP TIME : 2:19.879		DIFFERENCE : 0.143		
LAP	SECTOR 1	SECTOR 2	LAP TIME	MPH	DIFF	TIME OF DAY
1 -		47.009	2:30.663	70.93	10.784	11:13:19.189
2 -	1:34.059	47.157	2:21.216	75.68	1.337	11:15:40.405
3 -	1:33.612	47.154	2:20.766 (3)	75.92	0.887	11:18:01.171
4 -	1:35.110	47.173	2:22.283	75.11	2.404	11:20:23.454
5 -	1:34.498	46.430	2:20.928	75.84	1.049	11:22:44.382
6 -	1:33.874	<b>46.188</b>	2:20.062 (2)	76.30	0.183	11:25:04.444
7 -	<b>1:33.548</b>	46.331	<b>2:19.879 (1)</b>	<b>76.40</b>		<b>11:27:24.323</b>

P24 51		Andrew DURANT		Suzuki SV650 -		
IDEAL LAP TIME : 2:19.469		BEST LAP TIME : 2:19.469		DIFFERENCE : 0.000		
LAP	SECTOR 1	SECTOR 2	LAP TIME	MPH	DIFF	TIME OF DAY
1 -		46.701	2:30.074	71.21	10.605	11:13:18.600
2 -	<b>1:32.871</b>	<b>46.598</b>	<b>2:19.469 (1)</b>	<b>76.63</b>		<b>11:15:38.069</b>
3 -	1:34.106	47.351	2:21.457	75.55	1.988	11:17:59.526
4 -	1:33.661	46.927	2:20.588 (2)	76.02	1.119	11:20:20.114
5 -	1:34.574	47.734	2:22.308	75.10	2.839	11:22:42.422
6 -	1:34.462	47.164	2:21.626	75.46	2.157	11:25:04.048
7 -	1:34.142	46.613	2:20.755 (3)	75.93	1.286	11:27:24.803

P25 138		Craig JARMIN		Suzuki SV650 - BK Racing		
IDEAL LAP TIME : 2:19.770		BEST LAP TIME : 2:19.770		DIFFERENCE : 0.000		
LAP	SECTOR 1	SECTOR 2	LAP TIME	MPH	DIFF	TIME OF DAY
1 -		46.822	2:30.597	70.97	10.827	11:13:19.123
2 -	<b>1:33.682</b>	<b>46.088</b>	<b>2:19.770 (1)</b>	<b>76.46</b>		<b>11:15:38.893</b>
3 -	1:33.969	46.970	2:20.939 (2)	75.83	1.169	11:17:59.832
4 -	1:35.142	46.905	2:22.047 (3)	75.24	2.277	11:20:21.879
5 -	1:35.666	47.007	2:22.673	74.91	2.903	11:22:44.552
6 -	1:36.047	46.519	2:22.566	74.96	2.796	11:25:07.118
7 -	1:36.385	48.170	2:24.555	73.93	4.785	11:27:31.673

Weather / Track : Sunny / Dry

Snetterton 300  
Circuit Length = 2.9689 miles  
Start: 11:10 Flag 11:25 End: 11:27

# BMCRC - MRO Championships 2021 - Rnd 2 @ Snetterton 300

## MRO Minitwins

### RACE 5 - SECTOR ANALYSIS



SECTOR 1 = FL to I1, SECTOR 2 = I1 to FL, DIFF = Difference To Personal Best Lap, P = Crossed Finish Line in Pit Lane, D = Time Disallowed

P26 18		Paul FIRTH		Suzuki SV650 -			
IDEAL LAP TIME : 2:27.135		BEST LAP TIME : 2:28.987		DIFFERENCE : 1.852			
LAP	SECTOR 1	SECTOR 2	LAP TIME	MPH	DIFF	TIME OF DAY	
1 -		51.372	2:38.340	67.50	9.353	11:13:26.866	
2 -	1:39.969	50.772	2:30.741	70.90	1.754	11:15:57.607	
3 -	1:38.905	50.082	<b>2:28.987 (1)</b>	<b>71.73</b>		<b>11:18:26.594</b>	
4 -	1:39.124	50.082	2:29.206 (2)	71.63	0.219	11:20:55.800	
5 -	1:39.563	<b>49.933</b>	2:29.496 (3)	71.49	0.509	11:23:25.296	
6 -	<b>1:37.202</b>	59.853	2:37.055	68.05	8.068	11:26:02.351	

P27 70		Vanessa GILLAM		Suzuki SV650 - No More Straps Ltd			
IDEAL LAP TIME : 2:36.737		BEST LAP TIME : 2:37.084		DIFFERENCE : 0.347			
LAP	SECTOR 1	SECTOR 2	LAP TIME	MPH	DIFF	TIME OF DAY	
1 -		<b>52.696</b>	2:46.254	64.28	9.170	11:13:34.780	
2 -	<b>1:44.041</b>	53.043	<b>2:37.084 (1)</b>	<b>68.04</b>		<b>11:16:11.864</b>	
3 -	1:45.806	53.863	2:39.669	66.93	2.585	11:18:51.533	
4 -	1:45.858	53.783	2:39.641	66.95	2.557	11:21:31.174	
5 -	1:46.415	53.087	2:39.502 (3)	67.00	2.418	11:24:10.676	
6 -	1:44.179	52.971	2:37.150 (2)	68.01	0.066	11:26:47.826	

P28 47		Tristan BOHANAN		Suzuki SV650 - Myself			
IDEAL LAP TIME : 2:18.203		BEST LAP TIME : 2:20.371		DIFFERENCE : 2.168			
LAP	SECTOR 1	SECTOR 2	LAP TIME	MPH	DIFF	TIME OF DAY	
1 -		<b>46.062</b>	2:27.715 (2)	72.35	7.344	11:13:16.241	
2 -	<b>1:32.141</b>	48.230	<b>2:20.371 (1)</b>	<b>76.14</b>		<b>11:15:36.612</b>	



# BMCRC - MRO Championships 2021 - Rnd 2 @ Snetterton 300

## MRO Minitwins

### RACE 5 - BEST SECTORS

SECTOR 1			SECTOR 2			IDEAL / BEST COMPARISON						
POS	NO	NAME	TIME	NO	NAME	TIME	POS	NO	NAME	IDEAL	BEST	DIFF
									<b>PERFECT LAP</b>	<b>2:05.010</b>		
1	95	REYNOLDS	1:24.032	95	REYNOLDS	40.978	1	95	REYNOLDS	2:05.010	2:05.574	0.564
2	661	HARRIS	1:24.157	78	POVAH	41.503	2	78	POVAH	2:05.760	2:05.803	0.043
3	96	HARRIS	1:24.203	232	WETHERELL	41.639	3	96	HARRIS	2:05.869	2:05.869	0.000
4	78	POVAH	1:24.257	96	HARRIS	41.666	4	232	WETHERELL	2:06.051	2:06.945	0.894
5	232	WETHERELL	1:24.412	661	HARRIS	41.968	5	661	HARRIS	2:06.125	2:06.601	0.476
6	19	LILLEY	1:24.978	66	DUCRAN	42.138	6	19	LILLEY	2:07.405	2:07.773	0.368
7	66	DUCRAN	1:25.432	5	MANTELL	42.265	7	66	DUCRAN	2:07.570	2:07.570	0.000
8	15	CROSBY	1:25.632	710	HENSTOCK	42.323	8	15	CROSBY	2:08.124	2:08.124	0.000
9	16	COOPER	1:25.820	19	LILLEY	42.427	9	5	MANTELL	2:08.306	2:08.331	0.025
10	5	MANTELL	1:26.041	12	TAYLOR	42.471	10	16	COOPER	2:08.401	2:09.808	1.407
11	12	TAYLOR	1:26.069	15	CROSBY	42.492	11	710	HENSTOCK	2:08.441	2:08.441	0.000
12	710	HENSTOCK	1:26.118	16	COOPER	42.581	12	12	TAYLOR	2:08.540	2:08.624	0.084
13	71	CLUNE	1:28.437	71	CLUNE	44.096	13	71	CLUNE	2:12.533	2:12.945	0.412
14	34	JOHNSON	1:29.352	81	MAY	44.473	14	84	BRANCO	2:13.984	2:14.357	0.373
15	84	BRANCO	1:29.405	84	BRANCO	44.579	15	34	JOHNSON	2:14.002	2:14.756	0.754
16	44	PARKER	1:29.529	34	JOHNSON	44.650	16	81	MAY	2:14.223	2:14.762	0.539
17	40	WILKINSON	1:29.553	44	PARKER	45.004	17	44	PARKER	2:14.533	2:14.533	0.000
18	81	MAY	1:29.750	561	LESLIE	45.305	18	40	WILKINSON	2:15.019	2:15.181	0.162
19	23	BECKETT	1:30.597	40	WILKINSON	45.466	19	561	LESLIE	2:16.434	2:16.668	0.234
20	561	LESLIE	1:31.129	23	BECKETT	45.869	20	23	BECKETT	2:16.466	2:17.108	0.642
21	144	CRONIN	1:31.502	144	CRONIN	45.884	21	144	CRONIN	2:17.386	2:17.468	0.082
22	47	BOHANAN	1:32.141	47	BOHANAN	46.062	22	47	BOHANAN	2:18.203	2:20.371	2.168
23	51	DURANT	1:32.871	138	JARMIN	46.088	23	51	DURANT	2:19.469	2:19.469	0.000
24	260	PYMM	1:33.548	260	PYMM	46.188	24	260	PYMM	2:19.736	2:19.879	0.143
25	138	JARMIN	1:33.682	51	DURANT	46.598	25	138	JARMIN	2:19.770	2:19.770	0.000
26	18	FIRTH	1:37.202	18	FIRTH	49.933	26	18	FIRTH	2:27.135	2:28.987	1.852
27	70	GILLAM	1:44.041	70	GILLAM	52.696	27	70	GILLAM	2:36.737	2:37.084	0.347
28							28	26	DAVIES		2:05.974	
29												

Weather / Track : Sunny / Dry

Results can be found at [www.tsl-timing.com](http://www.tsl-timing.com)

Snetterton 300

Circuit Length = 2.9689 miles

Start: 11:10 Flag 11:25 End: 11:27

Printed - 11:28 Sunday, 30 May 2021

# BMCRC - MRO Championships 2021 - Rnd 2 @ Snetterton 300

## MRO Minitwins

### RACE 5 - STATISTICS

**Competitors Started** 28  
**Planned Start** 2021-05-30 @ 10:55:00.000  
**Actual Start** 2021-05-30 @ 11:10:48.525  
**Finish Time** 2021-05-30 @ 11:25:43.310  
**Track Length** 2.9689mi.  
**Total Laps** 189  
**Total Distance Covered** 561.1242mi.

#### Session Fastest Lap History

NO	NAME	LAP TIME	TIME OF DAY	LAP	VEHICLE
661	Cameron HARRIS	<b>2:12.829</b>	11:13:01.368	1	Suzuki SV650
26	Glynn DAVIES	<b>2:05.974</b>	11:15:08.266	2	Suzuki SV650
78	Keith POVAH	<b>2:05.829</b>	11:23:40.672	6	Suzuki SV650
95	John REYNOLDS	<b>2:05.574</b>	11:23:40.971	6	Suzuki SV650

#### Session Leader History

NO	NAME	FROM LAP	LAPS LED	DISTANCE	VEHICLE
661	Cameron HARRIS	1	1	2.96 miles	Suzuki SV650
26	Glynn DAVIES	2	1	2.96 miles	Suzuki SV650
661	Cameron HARRIS	3	1	2.96 miles	Suzuki SV650
26	Glynn DAVIES	4	4	11.87 miles	Suzuki SV650

#### Flag History

TYPE	TIME OF DAY
GREEN	11:10:48.525
FINISH	11:25:43.310

#### Flag Statistics

TYPE	COUNT	TOTAL LAPS	TOTAL TIME
Green	1	7	16:47.904
Red	0	0	0.000
Safety Car	0	0	0.000
FCY	0	0	0.000

Weather / Track : Sunny / Dry

Results can be found at [www.tsl-timing.com](http://www.tsl-timing.com)

Snetterton 300  
Circuit Length = 2.9689 miles  
Start: 11:10 Flag 11:25 End: 11:27

Printed - 11:29 Sunday, 30 May 2021

# BMCRC - MRO Championships 2021 - Rnd 2 @ Snetterton 300



## MRO Minitwins

### RACE 15 - GRID (7 Laps)

ROW 10	30   258   Ande FRIEND   2:37.084	29   169   Robert MILES	28   70   Vanessa GILLAM
ROW 9	27   18   Paul FIRTH   2:28.987	26   47   Tristan BOHANAN   2:20.371	25   260   Greg PYMM   2:19.879
ROW 8	24   138   Craig JARMIN   2:19.770	23   51   Andrew DURANT   2:19.469	22   144   Nick CRONIN   2:17.468
ROW 7	21   23   Claire BECKETT   2:17.108	20   561   David LESLIE   2:16.668	19   40   Simon WILKINSON   2:15.181
ROW 6	18   81   Malvern MAY   2:14.762	17   34   Andrew JOHNSON   2:14.756	16   44   Tony PARKER   2:14.533
ROW 5	15   84   Ricardo BRANCO   2:14.357	14   71   Colin CLUNE   2:12.945	13   16   Martin COOPER   2:09.808
ROW 4	12   12   Russell TAYLOR   2:08.624	11   710   Craig HENSTOCK   2:08.441	10   5   Barry MANTELL   2:08.331
ROW 3	9   15   Harrison CROSBY   2:08.124	8   19   Kevin LILLEY   2:07.773	7   66   Mitch DUCRAN   2:07.570
ROW 2	6   232   Matt WETHERELL   2:06.945	5   661   Cameron HARRIS   2:06.601	4   26   Glynn DAVIES   2:05.974
ROW 1	3   96   Dan HARRIS   2:05.869	2   78   Keith POVAH   2:05.803	1   95   John REYNOLDS   2:05.574
<b>Pole</b>			

Snetterton 300

Circuit Length = 2.9689 miles

These results are provisional until the conclusion of any judicial and technical matters.

Clerk Of Course :	Stewards :	Timekeeper : Craig Smith
-------------------	------------	--------------------------

Results can be found at [www.tsl-timing.com](http://www.tsl-timing.com)

Printed - 11:30 Sunday, 30 May 2021



# BMCRC - MRO Championships 2021 - Rnd 2 @ Snetterton 300



## MRO Minitwins

### RACE 15 - CLASSIFICATION

POS	NO	NAME	ENTRY	LAPS	TIME	GAP	DIFF	MPH	BEST	ON
1	26	Glynn DAVIES	Suzuki SV650 -	7	14:46.121			84.43	2:05.560	3
2	95	John REYNOLDS	Suzuki SV650 - Fins Motorcycles	7	14:47.747	1.626	1.626	84.27	2:05.285	7
3	78	Keith POVAH	Suzuki SV650 - Instagram @crap.sack	7	14:49.220	3.099	1.473	84.13	2:05.394	7
4	96	Dan HARRIS	Suzuki SV650 - HP Racing	7	14:55.064	8.943	5.844	83.58	2:06.336	3
5	661 *	Cameron HARRIS	Suzuki SV650 - HARRIS PERFORMANCE	7	14:59.298	13.177	4.234	83.19	2:05.565	7
6	66	Mitch DUCRAN	Suzuki SV650 -	7	15:06.179	20.058	6.881	82.56	2:08.041	3
7	19	Kevin LILLEY	Suzuki SV650 - Trafalgar Cleaning Eqpt. / Steve Jorr	7	15:08.440	22.319	2.261	82.35	2:07.686	6
8	5	Barry MANTELL	Suzuki SV650 S - Swedish car connection	7	15:11.783	25.662	3.343	82.05	2:07.950	6
9	15	Harrison CROSBY	Suzuki SV650 -	7	15:12.820	26.699	1.037	81.96	2:07.804	6
10	710	Craig HENSTOCK	Suzuki SV650 -	7	15:21.509	35.388	8.689	81.18	2:09.938	2
11	16	Martin COOPER	Suzuki SV650 -	7	15:24.310	38.189	2.801	80.94	2:09.317	7
12	81	Malvern MAY	Suzuki SV650 -	7	15:47.958	1:01.837	23.648	78.92	2:13.828	7
13	84	Ricardo BRANCO	Suzuki SV650 - IMP Racing	7	15:52.061	1:05.940	4.103	78.58	2:13.718	6
14	40	Simon WILKINSON	Suzuki SV650 - S P Wilkinson Engineering Ltd	7	15:52.073	1:05.952	0.012	78.58	2:12.975	7
15	71	Colin CLUNE	Suzuki SV650 -	7	15:52.206	1:06.085	0.133	78.57	2:13.035	7
16	23	Claire BECKETT	Suzuki SV650 - P Sheils & Sons	7	16:10.618	1:24.497	18.412	77.08	2:15.651	6
17	561	David LESLIE	Suzuki SV650 -	7	16:11.500	1:25.379	0.882	77.01	2:15.680	6
18	44	Tony PARKER	Suzuki SV650 - Emerald Elevators/PriceLess Copier	7	16:11.630	1:25.509	0.130	77.00	2:16.262	6
19	34	Andrew JOHNSON	Suzuki SV650 - Rose & Charlie Racing	7	16:13.787	1:27.666	2.157	76.83	2:16.796	6
20	47	Tristan BOHANAN	Suzuki SV650 - Myself	7	16:22.499	1:36.378	8.712	76.14	2:17.527	6
21	138	Craig JARMIN	Suzuki SV650 - BK Racing	7	16:25.975	1:39.854	3.476	75.88	2:17.907	6
22	260	Greg PYMM	Suzuki SV650 -	7	16:29.687	1:43.566	3.712	75.59	2:18.236	4
23	51	Andrew DURANT	Suzuki SV650 -	7	16:30.577	1:44.456	0.890	75.52	2:18.835	2
24	144	Nick CRONIN	Suzuki SV650 -	7	16:31.304	1:45.183	0.727	75.47	2:19.103	4
25	70	Vanessa GILLAM	Suzuki SV650 - No More Straps Ltd	6	16:25.099	1 Lap	1 Lap	65.09	2:40.070	5

#### NOT CLASSIFIED

DNF	12	Russell TAYLOR	Suzuki SV650 -	6	13:00.898	1 Lap		82.12	2:07.774	6
DNF	169	Robert MILES	Suzuki SV650 - The Bike Shop Long Eaton	3	7:57.145	4 Laps	3 Laps	67.20	2:30.529	2
DNF	232	Matt WETHERELL	Suzuki SV650 - MSG Racing/Lamonde.com/FWR Ty	0						
DNF	18	Paul FIRTH	Suzuki SV650 -	0						

#### FASTEST LAP

95	John REYNOLDS	Suzuki SV650 - Fins Motorcycles	7	2:05.285	85.31 mph	137.29 kph
----	---------------	---------------------------------	---	----------	-----------	------------

\* Bike 661 - 10 second penalty - jump start  
92.5% of Race Speed = 78.09 mph

Weather / Track : Sunny / Dry

These results are provisional until the conclusion of any judicial and technical matters.

Snetterton 300: 2.9689 miles  
Race Distance: 7 Laps / 20.78 miles  
Start: 15:39 Flag 15:53 End: 15:55

Clerk Of Course :	Stewards :	Timekeeper : Craig Smith
-------------------	------------	--------------------------

Results can be found at [www.tsl-timing.com](http://www.tsl-timing.com)

Printed - 15:56 Sunday, 30 May 2021



# BMCRC - MRO Championships 2021 - Rnd 2 @ Snetterton 300

## MRO Minitwins

### RACE 15 - LAP CHART

#### LAP 1 @ 15:41:10.935

NO	BEHIND	LAP TIME
26		2:10.665
95	1.072	2:11.737
78	1.088	2:11.753
96	1.626	2:12.291
661	1.809	2:12.474
15	4.855	2:15.520
66	4.876	2:15.541
19	5.333	2:15.998
5	5.897	2:16.562
710	6.216	2:16.881
12	6.736	2:17.401
81	10.928	2:21.593
16	12.377	2:23.042
23	12.916	2:23.581
84	13.058	2:23.723
71	13.280	2:23.945
40	14.720	2:25.385
44	15.477	2:26.142
34	15.544	2:26.209
561	15.744	2:26.409
51	17.630	2:28.295
260	19.851	2:30.516
47	20.373	2:31.038
144	20.733	2:31.398
138	21.562	2:32.227
169	27.647	2:38.312
70	42.758	2:53.423

#### LAP 2 @ 15:43:16.632

NO	BEHIND	LAP TIME
26		2:05.697
95	1.629	2:06.254
78	2.280	2:06.889
661	2.589	2:06.477
96	3.149	2:07.220
66	8.243	2:09.064
15	9.847	2:10.689
19	9.871	2:10.235
5	9.975	2:09.775
12	10.431	2:09.392
710	10.457	2:09.938
16	17.251	2:10.571
81	19.794	2:14.563
71	23.689	2:16.106
84	23.743	2:16.382
40	25.372	2:16.349
23	26.431	2:19.212
34	27.044	2:17.197
44	27.840	2:18.060
561	28.004	2:17.957
51	30.768	2:18.835
47	33.402	2:18.726
260	34.121	2:19.967
144	34.930	2:19.894
138	35.711	2:19.846
169	52.479	2:30.529
70	1:22.684	2:45.623

#### LAP 3 @ 15:45:22.192

NO	BEHIND	LAP TIME
26		2:05.560

78	2.792	2:06.072
95	2.830	2:06.761
661	3.233	2:06.204
96	3.925	2:06.336
66	10.724	2:08.041
19	12.825	2:08.514
15	12.916	2:08.629
5	13.108	2:08.693
12	13.530	2:08.659
710	14.961	2:10.064
16	21.972	2:10.281
81	28.593	2:14.359
71	33.252	2:15.123
84	33.739	2:15.556
40	35.039	2:15.227
23	38.717	2:17.846
44	39.587	2:17.307
34	39.863	2:18.379
561	40.176	2:17.732
51	44.874	2:19.666
47	46.391	2:18.549
260	47.460	2:18.899
138	49.221	2:19.070
144	49.850	2:20.480
169	1:35.223	2:48.304
70	1:59.029	2:41.905

#### LAP 4 @ 15:47:27.866

NO	BEHIND	LAP TIME
26		2:05.674
78	3.605	2:06.487
95	4.004	2:06.848
661	4.390	2:06.831
96	4.681	2:06.430
66	13.215	2:08.165
19	16.028	2:08.877
15	16.224	2:08.982
5	16.509	2:09.075
12	16.607	2:08.751
710	19.580	2:10.293
16	26.359	2:10.061
81	37.478	2:14.559
71	42.116	2:14.538
84	42.304	2:14.239
40	43.319	2:13.954
44	50.535	2:16.622
23	50.633	2:17.590
34	52.063	2:17.874
561	52.256	2:17.754
51	59.419	2:20.219
47	59.531	2:18.814
260	1:00.022	2:18.236
138	1:02.038	2:18.491
144	1:03.279	2:19.103

#### LAP 5 @ 15:49:33.943

NO	BEHIND	LAP TIME
26		2:06.077
78	3.217	2:05.689
95	3.265	2:05.338
661	4.391	2:06.078
96	5.176	2:06.572
66	15.211	2:08.073
19	19.289	2:09.338

15	19.331	2:09.184
12	19.451	2:08.921
5	20.903	2:10.471
710	24.829	2:11.326
70	1 Lap	2:42.357
16	30.719	2:10.437
81	46.591	2:15.190
71	49.968	2:13.929
84	50.690	2:14.463
40	51.074	2:13.832
44	1:03.612	2:19.154
23	1:03.694	2:19.138
561	1:04.352	2:18.173
34	1:04.607	2:18.621
47	1:11.177	2:17.723
138	1:16.172	2:20.211
260	1:16.717	2:22.772
51	1:17.473	2:24.131
144	1:17.702	2:20.500

#### LAP 6 @ 15:51:40.486

NO	BEHIND	LAP TIME
26		2:06.543
95	2.246	2:05.524
661	3.517	2:05.669
78	3.610	2:06.936
96	5.911	2:07.278
66	17.267	2:08.599
19	20.432	2:07.686
15	20.592	2:07.804
12	20.682	2:07.774
5	22.310	2:07.950
710	29.525	2:11.239
16	34.777	2:10.601
81	53.914	2:13.866
84	57.865	2:13.718
40	58.882	2:14.351
71	58.955	2:15.530
70	1 Lap	2:40.070
23	1:12.802	2:15.651
44	1:13.331	2:16.262
561	1:13.489	2:15.680
34	1:14.860	2:16.796
47	1:22.161	2:17.527
138	1:27.536	2:17.907
260	1:29.695	2:19.521
51	1:30.461	2:19.531
144	1:31.075	2:19.916

#### LAP 7 @ 15:53:46.391

NO	BEHIND	LAP TIME
26		2:05.905
95	1.626	2:05.285
78	3.099	2:05.394
661	3.177	2:05.565
96	8.943	2:08.937
66	20.058	2:08.696
19	22.319	2:07.792
5	25.662	2:09.257
15	26.699	2:12.012
710	35.388	2:11.768
16	38.189	2:09.317
81	1:01.837	2:13.828
84	1:05.940	2:13.980

Snetterton 300

Circuit Length = 2.9689 miles

Start: 15:39 Flag 15:53 End: 15:55

Weather / Track : Sunny / Dry

Results can be found at [www.tsl-timing.com](http://www.tsl-timing.com)

Printed - 15:56 Sunday, 30 May 2021

# BMCRC - MRO Championships 2021 - Rnd 2 @ Snetterton 300

## MRO Minitwins

### RACE 15 - SECTOR ANALYSIS



SECTOR 1 = FL to I1, SECTOR 2 = I1 to FL, DIFF = Difference To Personal Best Lap, P = Crossed Finish Line in Pit Lane, D = Time Disallowed

P1 26		Glynn DAVIES		Suzuki SV650 -		
IDEAL LAP TIME : 2:05.347		BEST LAP TIME : 2:05.560		DIFFERENCE : 0.213		
LAP	SECTOR 1	SECTOR 2	LAP TIME	MPH	DIFF	TIME OF DAY
1 -		41.766	2:10.665	81.79	5.105	15:41:10.935
2 -	1:24.242	41.455	2:05.697 (3)	85.03	0.137	15:43:16.632
3 -	1:24.181	<b>41.379</b>	<b>2:05.560 (1)</b>	<b>85.12</b>		<b>15:45:22.192</b>
4 -	<b>1:23.968</b>	41.706	2:05.674 (2)	85.04	0.114	15:47:27.866
5 -	1:24.439	41.638	2:06.077	84.77	0.517	15:49:33.943
6 -	1:24.640	41.903	2:06.543	84.46	0.983	15:51:40.486
7 -	1:24.447	41.458	2:05.905	84.89	0.345	15:53:46.391

P2 95		John REYNOLDS		Suzuki SV650 - Fins Motorcycles		
IDEAL LAP TIME : 2:04.785		BEST LAP TIME : 2:05.285		DIFFERENCE : 0.500		
LAP	SECTOR 1	SECTOR 2	LAP TIME	MPH	DIFF	TIME OF DAY
1 -		41.905	2:11.737	81.13	6.452	15:41:12.007
2 -	1:25.317	40.937	2:06.254	84.65	0.969	15:43:18.261
3 -	1:24.959	41.802	2:06.761	84.31	1.476	15:45:25.022
4 -	1:25.030	41.818	2:06.848	84.25	1.563	15:47:31.870
5 -	1:24.426	<b>40.912</b>	2:05.338 (2)	85.27	0.053	15:49:37.208
6 -	1:24.158	41.366	2:05.524 (3)	85.14	0.239	15:51:42.732
7 -	<b>1:23.873</b>	41.412	<b>2:05.285 (1)</b>	<b>85.31</b>		<b>15:53:48.017</b>

P3 78		Keith POVAH		Suzuki SV650 - Instagram @crap.sack		
IDEAL LAP TIME : 2:05.243		BEST LAP TIME : 2:05.394		DIFFERENCE : 0.151		
LAP	SECTOR 1	SECTOR 2	LAP TIME	MPH	DIFF	TIME OF DAY
1 -		41.850	2:11.753	81.12	6.359	15:41:12.023
2 -	1:25.383	41.506	2:06.889	84.23	1.495	15:43:18.912
3 -	1:24.248	41.824	2:06.072 (3)	84.77	0.678	15:45:24.984
4 -	1:24.884	41.603	2:06.487	84.49	1.093	15:47:31.471
5 -	1:24.191	<b>41.498</b>	2:05.689 (2)	85.03	0.295	15:49:37.160
6 -	1:24.102	42.834	2:06.936	84.20	1.542	15:51:44.096
7 -	<b>1:23.745</b>	41.649	<b>2:05.394 (1)</b>	<b>85.23</b>		<b>15:53:49.490</b>

P4 96		Dan HARRIS		Suzuki SV650 - HP Racing		
IDEAL LAP TIME : 2:05.829		BEST LAP TIME : 2:06.336		DIFFERENCE : 0.507		
LAP	SECTOR 1	SECTOR 2	LAP TIME	MPH	DIFF	TIME OF DAY
1 -		42.292	2:12.291	80.79	5.955	15:41:12.561
2 -	1:25.157	42.063	2:07.220	84.01	0.884	15:43:19.781
3 -	1:24.308	42.028	<b>2:06.336 (1)</b>	<b>84.60</b>		<b>15:45:26.117</b>
4 -	<b>1:24.108</b>	42.322	2:06.430 (2)	84.53	0.094	15:47:32.547
5 -	1:24.851	<b>41.721</b>	2:06.572 (3)	84.44	0.236	15:49:37.119
6 -	1:25.138	42.140	2:07.278	83.97	0.942	15:51:46.397
7 -	1:25.812	43.125	2:08.937	82.89	2.601	15:53:55.334

P5 661		Cameron HARRIS		Suzuki SV650 - HARRIS PERFORMANCE		
IDEAL LAP TIME : 2:05.157		BEST LAP TIME : 2:05.565		DIFFERENCE : 0.408		
LAP	SECTOR 1	SECTOR 2	LAP TIME	MPH	DIFF	TIME OF DAY
1 -		42.127	2:12.474	80.68	6.909	15:41:12.744
2 -	1:24.857	41.620	2:06.477	84.50	0.912	15:43:19.221
3 -	1:24.828	41.376	2:06.204	84.68	0.639	15:45:25.425
4 -	1:24.752	42.079	2:06.831	84.27	1.266	15:47:32.256
5 -	1:24.336	41.742	2:06.078 (3)	84.77	0.513	15:49:38.334
6 -	1:24.315	<b>41.354</b>	2:05.669 (2)	85.04	0.104	15:51:44.003
7 -	<b>1:23.803</b>	41.762	<b>2:05.565 (1)</b>	<b>85.11</b>		<b>15:53:49.568</b>

Weather / Track : Sunny / Dry

Snetterton 300  
 Circuit Length = 2.9689 miles  
 Start: 15:39 Flag 15:53 End: 15:55

# BMCRC - MRO Championships 2021 - Rnd 2 @ Snetterton 300

## MRO Minitwins

### RACE 15 - SECTOR ANALYSIS



SECTOR 1 = FL to I1, SECTOR 2 = I1 to FL, DIFF = Difference To Personal Best Lap, P = Crossed Finish Line in Pit Lane, D = Time Disallowed

P6 66 Mitch DUCRAN		Suzuki SV650 -				
IDEAL LAP TIME : 2:07.652		BEST LAP TIME : 2:08.041				
		DIFFERENCE : 0.389				
LAP	SECTOR 1	SECTOR 2	LAP TIME	MPH	DIFF	TIME OF DAY
1 -		42.815	2:15.541	78.85	7.500	15:41:15.811
2 -	1:26.883	42.181	2:09.064	82.81	1.023	15:43:24.875
3 -	1:25.705	42.336	<b>2:08.041 (1)</b>	<b>83.47</b>		<b>15:45:32.916</b>
4 -	<b>1:25.649</b>	42.516	2:08.165 (3)	83.39	0.124	15:47:41.081
5 -	1:26.070	<b>42.003</b>	2:08.073 (2)	83.45	0.032	15:49:49.154
6 -	1:26.159	42.440	2:08.599	83.11	0.558	15:51:57.753
7 -	1:26.232	42.464	2:08.696	83.04	0.655	15:54:06.449

P7 19 Kevin LILLEY		Suzuki SV650 - Trafalgar Cleaning Eqpt. / Steve Jordan Motorcy				
IDEAL LAP TIME : 2:07.686		BEST LAP TIME : 2:07.686				
		DIFFERENCE : 0.000				
LAP	SECTOR 1	SECTOR 2	LAP TIME	MPH	DIFF	TIME OF DAY
1 -		43.123	2:15.998	78.58	8.312	15:41:16.268
2 -	1:26.565	43.670	2:10.235	82.06	2.549	15:43:26.503
3 -	1:25.318	43.196	2:08.514 (3)	83.16	0.828	15:45:35.017
4 -	1:25.826	43.051	2:08.877	82.93	1.191	15:47:43.894
5 -	1:26.389	42.949	2:09.338	82.63	1.652	15:49:53.232
6 -	<b>1:25.258</b>	<b>42.428</b>	<b>2:07.686 (1)</b>	<b>83.70</b>		<b>15:52:00.918</b>
7 -	1:25.362	42.430	2:07.792 (2)	83.63	0.106	15:54:08.710

P8 5 Barry MANTELL		Suzuki SV650 S - Swedish car connection				
IDEAL LAP TIME : 2:07.950		BEST LAP TIME : 2:07.950				
		DIFFERENCE : 0.000				
LAP	SECTOR 1	SECTOR 2	LAP TIME	MPH	DIFF	TIME OF DAY
1 -		42.984	2:16.562	78.26	8.612	15:41:16.832
2 -	1:26.180	43.595	2:09.775	82.35	1.825	15:43:26.607
3 -	1:26.082	42.611	2:08.693 (2)	83.05	0.743	15:45:35.300
4 -	1:25.863	43.212	2:09.075 (3)	82.80	1.125	15:47:44.375
5 -	1:26.208	44.263	2:10.471	81.91	2.521	15:49:54.846
6 -	<b>1:25.471</b>	<b>42.479</b>	<b>2:07.950 (1)</b>	<b>83.53</b>		<b>15:52:02.796</b>
7 -	1:26.210	43.047	2:09.257	82.68	1.307	15:54:12.053

P9 15 Harrison CROSBY		Suzuki SV650 -				
IDEAL LAP TIME : 2:07.804		BEST LAP TIME : 2:07.804				
		DIFFERENCE : 0.000				
LAP	SECTOR 1	SECTOR 2	LAP TIME	MPH	DIFF	TIME OF DAY
1 -		42.841	2:15.520	78.86	7.716	15:41:15.790
2 -	1:26.965	43.724	2:10.689	81.78	2.885	15:43:26.479
3 -	1:26.015	42.614	2:08.629 (2)	83.09	0.825	15:45:35.108
4 -	1:25.934	43.048	2:08.982 (3)	82.86	1.178	15:47:44.090
5 -	1:26.215	42.969	2:09.184	82.73	1.380	15:49:53.274
6 -	<b>1:25.576</b>	<b>42.228</b>	<b>2:07.804 (1)</b>	<b>83.62</b>		<b>15:52:01.078</b>
7 -	1:29.533	42.479	2:12.012	80.96	4.208	15:54:13.090

P10 710 Craig HENSTOCK		Suzuki SV650 -				
IDEAL LAP TIME : 2:09.563		BEST LAP TIME : 2:09.938				
		DIFFERENCE : 0.375				
LAP	SECTOR 1	SECTOR 2	LAP TIME	MPH	DIFF	TIME OF DAY
1 -		42.915	2:16.881	78.08	6.943	15:41:17.151
2 -	<b>1:26.794</b>	43.144	<b>2:09.938 (1)</b>	<b>82.25</b>		<b>15:43:27.089</b>
3 -	1:27.208	42.856	2:10.064 (2)	82.17	0.126	15:45:37.153
4 -	1:27.524	<b>42.769</b>	2:10.293 (3)	82.03	0.355	15:47:47.446
5 -	1:27.883	43.443	2:11.326	81.38	1.388	15:49:58.772
6 -	1:27.904	43.335	2:11.239	81.43	1.301	15:52:10.011
7 -	1:28.045	43.723	2:11.768	81.11	1.830	15:54:21.779

Weather / Track : Sunny / Dry

Snetterton 300  
Circuit Length = 2.9689 miles  
Start: 15:39 Flag 15:53 End: 15:55

# BMCRC - MRO Championships 2021 - Rnd 2 @ Snetterton 300

## MRO Minitwins

### RACE 15 - SECTOR ANALYSIS



SECTOR 1 = FL to I1, SECTOR 2 = I1 to FL, DIFF = Difference To Personal Best Lap, P = Crossed Finish Line in Pit Lane, D = Time Disallowed

P11 16		Martin COOPER		Suzuki SV650 -		
IDEAL LAP TIME : 2:09.317		BEST LAP TIME : 2:09.317		DIFFERENCE : 0.000		
LAP	SECTOR 1	SECTOR 2	LAP TIME	MPH	DIFF	TIME OF DAY
1 -		44.046	2:23.042	74.71	13.725	15:41:23.312
2 -	1:26.732	43.839	2:10.571	81.85	1.254	15:43:33.883
3 -	1:26.521	43.760	2:10.281 (3)	82.03	0.964	15:45:44.164
4 -	1:26.465	43.596	2:10.061 (2)	82.17	0.744	15:47:54.225
5 -	1:26.935	43.502	2:10.437	81.94	1.120	15:50:04.662
6 -	1:27.120	43.481	2:10.601	81.83	1.284	15:52:15.263
7 -	<b>1:26.298</b>	<b>43.019</b>	<b>2:09.317 (1)</b>	<b>82.65</b>		<b>15:54:24.580</b>

P12 81		Malvern MAY		Suzuki SV650 -		
IDEAL LAP TIME : 2:13.536		BEST LAP TIME : 2:13.828		DIFFERENCE : 0.292		
LAP	SECTOR 1	SECTOR 2	LAP TIME	MPH	DIFF	TIME OF DAY
1 -		44.058	2:21.593	75.48	7.765	15:41:21.863
2 -	1:30.106	44.457	2:14.563	79.42	0.735	15:43:36.426
3 -	1:29.716	44.643	2:14.359 (3)	79.54	0.531	15:45:50.785
4 -	1:30.056	44.503	2:14.559	79.43	0.731	15:48:05.344
5 -	1:30.910	44.280	2:15.190	79.05	1.362	15:50:20.534
6 -	<b>1:29.490</b>	44.376	2:13.866 (2)	79.84	0.038	15:52:34.400
7 -	1:29.782	<b>44.046</b>	<b>2:13.828 (1)</b>	<b>79.86</b>		<b>15:54:48.228</b>

P13 84		Ricardo BRANCO		Suzuki SV650 - IMP Racing		
IDEAL LAP TIME : 2:13.550		BEST LAP TIME : 2:13.718		DIFFERENCE : 0.168		
LAP	SECTOR 1	SECTOR 2	LAP TIME	MPH	DIFF	TIME OF DAY
1 -		45.576	2:23.723	74.36	10.005	15:41:23.993
2 -	1:30.602	45.780	2:16.382	78.36	2.664	15:43:40.375
3 -	1:30.317	45.239	2:15.556	78.84	1.838	15:45:55.931
4 -	1:29.524	44.715	2:14.239 (3)	79.61	0.521	15:48:10.170
5 -	<b>1:29.067</b>	45.396	2:14.463	79.48	0.745	15:50:24.633
6 -	1:29.235	<b>44.483</b>	<b>2:13.718 (1)</b>	<b>79.93</b>		<b>15:52:38.351</b>
7 -	1:29.220	44.760	2:13.980 (2)	79.77	0.262	15:54:52.331

P14 40		Simon WILKINSON		Suzuki SV650 - S P Wilkinson Engineering Ltd		
IDEAL LAP TIME : 2:12.975		BEST LAP TIME : 2:12.975		DIFFERENCE : 0.000		
LAP	SECTOR 1	SECTOR 2	LAP TIME	MPH	DIFF	TIME OF DAY
1 -		46.017	2:25.385	73.51	12.410	15:41:25.655
2 -	1:30.472	45.877	2:16.349	78.38	3.374	15:43:42.004
3 -	1:29.733	45.494	2:15.227	79.03	2.252	15:45:57.231
4 -	1:29.061	44.893	2:13.954 (3)	79.78	0.979	15:48:11.185
5 -	1:28.814	45.018	2:13.832 (2)	79.86	0.857	15:50:25.017
6 -	1:28.968	45.383	2:14.351	79.55	1.376	15:52:39.368
7 -	<b>1:28.113</b>	<b>44.862</b>	<b>2:12.975 (1)</b>	<b>80.37</b>		<b>15:54:52.343</b>

P15 71		Colin CLUNE		Suzuki SV650 -		
IDEAL LAP TIME : 2:12.985		BEST LAP TIME : 2:13.035		DIFFERENCE : 0.050		
LAP	SECTOR 1	SECTOR 2	LAP TIME	MPH	DIFF	TIME OF DAY
1 -		44.562	2:23.945	74.25	10.910	15:41:24.215
2 -	1:30.506	45.600	2:16.106	78.52	3.071	15:43:40.321
3 -	1:30.446	44.677	2:15.123	79.09	2.088	15:45:55.444
4 -	1:30.036	44.502	2:14.538 (3)	79.44	1.503	15:48:09.982
5 -	<b>1:29.430</b>	44.499	2:13.929 (2)	79.80	0.894	15:50:23.911
6 -	1:30.042	45.488	2:15.530	78.86	2.495	15:52:39.441
7 -	1:29.480	<b>43.555</b>	<b>2:13.035 (1)</b>	<b>80.34</b>		<b>15:54:52.476</b>

Weather / Track : Sunny / Dry

Snetterton 300  
Circuit Length = 2.9689 miles  
Start: 15:39 Flag 15:53 End: 15:55



# BMCRC - MRO Championships 2021 - Rnd 2 @ Snetterton 300

## MRO Minitwins

### RACE 15 - SECTOR ANALYSIS



SECTOR 1 = FL to I1, SECTOR 2 = I1 to FL, DIFF = Difference To Personal Best Lap, P = Crossed Finish Line in Pit Lane, D = Time Disallowed

<b>P16 23</b>		<b>Claire BECKETT</b>		Suzuki SV650 - P Sheils & Sons		
IDEAL LAP TIME : 2:15.267		BEST LAP TIME : 2:15.651		DIFFERENCE : 0.384		
LAP	SECTOR 1	SECTOR 2	LAP TIME	MPH	DIFF	TIME OF DAY
1 -		46.098	2:23.581	74.43	7.930	15:41:23.851
2 -	1:32.293	46.919	2:19.212	76.77	3.561	15:43:43.063
3 -	1:31.172	46.674	2:17.846	77.53	2.195	15:46:00.909
4 -	1:30.929	46.661	2:17.590 (2)	77.68	1.939	15:48:18.499
5 -	1:33.107	46.031	2:19.138	76.81	3.487	15:50:37.637
6 -	<b>1:29.840</b>	45.811	<b>2:15.651 (1)</b>	<b>78.79</b>		<b>15:52:53.288</b>
7 -	1:32.173	<b>45.427</b>	2:17.600 (3)	77.67	1.949	15:55:10.888

<b>P17 561</b>		<b>David LESLIE</b>		Suzuki SV650 -		
IDEAL LAP TIME : 2:15.414		BEST LAP TIME : 2:15.680		DIFFERENCE : 0.266		
LAP	SECTOR 1	SECTOR 2	LAP TIME	MPH	DIFF	TIME OF DAY
1 -		<b>45.220</b>	2:26.409	73.00	10.729	15:41:26.679
2 -	1:31.936	46.021	2:17.957	77.47	2.277	15:43:44.636
3 -	1:31.891	45.841	2:17.732 (2)	77.60	2.052	15:46:02.368
4 -	1:32.219	45.535	2:17.754 (3)	77.58	2.074	15:48:20.122
5 -	1:31.634	46.539	2:18.173	77.35	2.493	15:50:38.295
6 -	<b>1:30.194</b>	45.486	<b>2:15.680 (1)</b>	<b>78.77</b>		<b>15:52:53.975</b>
7 -	1:32.353	45.442	2:17.795	77.56	2.115	15:55:11.770

<b>P18 44</b>		<b>Tony PARKER</b>		Suzuki SV650 - Emerald Elevators/PriceLess Copiers		
IDEAL LAP TIME : 2:16.034		BEST LAP TIME : 2:16.262		DIFFERENCE : 0.228		
LAP	SECTOR 1	SECTOR 2	LAP TIME	MPH	DIFF	TIME OF DAY
1 -		46.746	2:26.142	73.13	9.880	15:41:26.412
2 -	1:31.774	46.286	2:18.060	77.41	1.798	15:43:44.472
3 -	1:31.284	46.023	2:17.307 (3)	77.84	1.045	15:46:01.779
4 -	<b>1:30.508</b>	46.114	2:16.622 (2)	78.23	0.360	15:48:18.401
5 -	1:33.005	46.149	2:19.154	76.80	2.892	15:50:37.555
6 -	1:30.736	<b>45.526</b>	<b>2:16.262 (1)</b>	<b>78.43</b>		<b>15:52:53.817</b>
7 -	1:32.126	45.957	2:18.083	77.40	1.821	15:55:11.900

<b>P19 34</b>		<b>Andrew JOHNSON</b>		Suzuki SV650 - Rose & Charlie Racing		
IDEAL LAP TIME : 2:16.176		BEST LAP TIME : 2:16.796		DIFFERENCE : 0.620		
LAP	SECTOR 1	SECTOR 2	LAP TIME	MPH	DIFF	TIME OF DAY
1 -		45.849	2:26.209	73.10	9.413	15:41:26.479
2 -	1:31.783	45.414	2:17.197 (2)	77.90	0.401	15:43:43.676
3 -	1:32.629	45.750	2:18.379	77.23	1.583	15:46:02.055
4 -	1:32.382	45.492	2:17.874 (3)	77.52	1.078	15:48:19.929
5 -	1:33.707	<b>44.914</b>	2:18.621	77.10	1.825	15:50:38.550
6 -	<b>1:31.262</b>	45.534	<b>2:16.796 (1)</b>	<b>78.13</b>		<b>15:52:55.346</b>
7 -	1:33.369	45.342	2:18.711	77.05	1.915	15:55:14.057

<b>P20 47</b>		<b>Tristan BOHANAN</b>		Suzuki SV650 - Myself		
IDEAL LAP TIME : 2:17.276		BEST LAP TIME : 2:17.527		DIFFERENCE : 0.251		
LAP	SECTOR 1	SECTOR 2	LAP TIME	MPH	DIFF	TIME OF DAY
1 -		47.023	2:31.038	70.76	13.511	15:41:31.308
2 -	1:32.210	46.516	2:18.726	77.04	1.199	15:43:50.034
3 -	1:32.006	46.543	2:18.549 (3)	77.14	1.022	15:46:08.583
4 -	1:32.556	46.258	2:18.814	76.99	1.287	15:48:27.397
5 -	1:31.803	<b>45.920</b>	2:17.723 (2)	77.60	0.196	15:50:45.120
6 -	<b>1:31.356</b>	46.171	<b>2:17.527 (1)</b>	<b>77.71</b>		<b>15:53:02.647</b>
7 -	1:32.030	48.092	2:20.122	76.27	2.595	15:55:22.769

Weather / Track : Sunny / Dry

Snetterton 300  
Circuit Length = 2.9689 miles  
Start: 15:39 Flag 15:53 End: 15:55

# BMCRC - MRO Championships 2021 - Rnd 2 @ Snetterton 300

## MRO Minitwins

### RACE 15 - SECTOR ANALYSIS



SECTOR 1 = FL to I1, SECTOR 2 = I1 to FL, DIFF = Difference To Personal Best Lap, P = Crossed Finish Line in Pit Lane, D = Time Disallowed

P21 138		Craig JARMIN		Suzuki SV650 - BK Racing		
IDEAL LAP TIME : 2:17.807		BEST LAP TIME : 2:17.907		DIFFERENCE : 0.100		
LAP	SECTOR 1	SECTOR 2	LAP TIME	MPH	DIFF	TIME OF DAY
1 -		47.162	2:32.227	70.21	14.320	15:41:32.497
2 -	1:33.708	46.138	2:19.846	76.42	1.939	15:43:52.343
3 -	1:33.189	45.881	2:19.070	76.85	1.163	15:46:11.413
4 -	1:32.798	45.693	2:18.491 (3)	77.17	0.584	15:48:29.904
5 -	1:34.203	46.008	2:20.211	76.22	2.304	15:50:50.115
6 -	<b>1:32.228</b>	45.679	<b>2:17.907 (1)</b>	<b>77.50</b>		<b>15:53:08.022</b>
7 -	1:32.644	<b>45.579</b>	2:18.223 (2)	77.32	0.316	15:55:26.245

P22 260		Greg PYMM		Suzuki SV650 -		
IDEAL LAP TIME : 2:17.956		BEST LAP TIME : 2:18.236		DIFFERENCE : 0.280		
LAP	SECTOR 1	SECTOR 2	LAP TIME	MPH	DIFF	TIME OF DAY
1 -		46.709	2:30.516	71.00	12.280	15:41:30.786
2 -	1:33.839	46.128	2:19.967	76.36	1.731	15:43:50.753
3 -	1:32.800	46.099	2:18.899 (2)	76.94	0.663	15:46:09.652
4 -	<b>1:32.228</b>	46.008	<b>2:18.236 (1)</b>	<b>77.31</b>		<b>15:48:27.888</b>
5 -	1:35.688	47.084	2:22.772	74.86	4.536	15:50:50.660
6 -	1:33.487	46.034	2:19.521 (3)	76.60	1.285	15:53:10.181
7 -	1:34.048	<b>45.728</b>	2:19.776	76.46	1.540	15:55:29.957

P23 51		Andrew DURANT		Suzuki SV650 -		
IDEAL LAP TIME : 2:18.556		BEST LAP TIME : 2:18.835		DIFFERENCE : 0.279		
LAP	SECTOR 1	SECTOR 2	LAP TIME	MPH	DIFF	TIME OF DAY
1 -		<b>45.949</b>	2:28.295	72.07	9.460	15:41:28.565
2 -	<b>1:32.607</b>	46.228	<b>2:18.835 (1)</b>	<b>76.98</b>		<b>15:43:47.400</b>
3 -	1:33.537	46.129	2:19.666 (3)	76.52	0.831	15:46:07.066
4 -	1:32.897	47.322	2:20.219	76.22	1.384	15:48:27.285
5 -	1:36.743	47.388	2:24.131	74.15	5.296	15:50:51.416
6 -	1:33.148	46.383	2:19.531 (2)	76.60	0.696	15:53:10.947
7 -	1:33.356	46.544	2:19.900	76.39	1.065	15:55:30.847

P24 144		Nick CRONIN		Suzuki SV650 -		
IDEAL LAP TIME : 2:19.103		BEST LAP TIME : 2:19.103		DIFFERENCE : 0.000		
LAP	SECTOR 1	SECTOR 2	LAP TIME	MPH	DIFF	TIME OF DAY
1 -		46.986	2:31.398	70.59	12.295	15:41:31.668
2 -	1:33.164	46.730	2:19.894 (2)	76.40	0.791	15:43:51.562
3 -	1:32.803	47.677	2:20.480	76.08	1.377	15:46:12.042
4 -	<b>1:32.726</b>	<b>46.377</b>	<b>2:19.103 (1)</b>	<b>76.83</b>		<b>15:48:31.145</b>
5 -	1:33.354	47.146	2:20.500	76.07	1.397	15:50:51.645
6 -	1:33.206	46.710	2:19.916 (3)	76.38	0.813	15:53:11.561
7 -	1:33.344	46.669	2:20.013	76.33	0.910	15:55:31.574

P25 70		Vanessa GILLAM		Suzuki SV650 - No More Straps Ltd		
IDEAL LAP TIME : 2:40.070		BEST LAP TIME : 2:40.070		DIFFERENCE : 0.000		
LAP	SECTOR 1	SECTOR 2	LAP TIME	MPH	DIFF	TIME OF DAY
1 -		55.502	2:53.423	61.63	13.353	15:41:53.693
2 -	1:50.746	54.877	2:45.623	64.53	5.553	15:44:39.316
3 -	1:47.229	54.676	2:41.905 (3)	66.01	1.835	15:47:21.221
4 -	1:47.594	54.763	2:42.357	65.83	2.287	15:50:03.578
5 -	<b>1:46.136</b>	<b>53.934</b>	<b>2:40.070 (1)</b>	<b>66.77</b>		<b>15:52:43.648</b>
6 -	1:47.440	54.281	2:41.721 (2)	66.08	1.651	15:55:25.369

Weather / Track : Sunny / Dry

Snetterton 300  
Circuit Length = 2.9689 miles  
Start: 15:39 Flag 15:53 End: 15:55

# BMCRC - MRO Championships 2021 - Rnd 2 @ Snetterton 300

## MRO Minitwins

### RACE 15 - SECTOR ANALYSIS



SECTOR 1 = FL to I1, SECTOR 2 = I1 to FL, DIFF = Difference To Personal Best Lap, P = Crossed Finish Line in Pit Lane, D = Time Disallowed

<b>P26 12</b>		<b>Russell TAYLOR</b>		Suzuki SV650 -		
IDEAL LAP TIME : 2:07.774		BEST LAP TIME : 2:07.774		DIFFERENCE : 0.000		
LAP	SECTOR 1	SECTOR 2	LAP TIME	MPH	DIFF	TIME OF DAY
1 -		43.438	2:17.401	77.78	9.627	15:41:17.671
2 -	1:26.671	42.721	2:09.392	82.60	1.618	15:43:27.063
3 -	1:26.127	42.532	2:08.659 (2)	83.07	0.885	15:45:35.722
4 -	1:26.084	42.667	2:08.751 (3)	83.01	0.977	15:47:44.473
5 -	1:26.198	42.723	2:08.921	82.90	1.147	15:49:53.394
6 -	<b>1:25.632</b>	<b>42.142</b>	<b>2:07.774 (1)</b>	<b>83.64</b>		<b>15:52:01.168</b>

<b>P27 169</b>		<b>Robert MILES</b>		Suzuki SV650 - The Bike Shop Long Eaton		
IDEAL LAP TIME : 2:29.385		BEST LAP TIME : 2:30.529		DIFFERENCE : 1.144		
LAP	SECTOR 1	SECTOR 2	LAP TIME	MPH	DIFF	TIME OF DAY
1 -		<b>49.775</b>	2:38.312 (2)	67.51	7.783	15:41:38.582
2 -	<b>1:39.610</b>	50.919	<b>2:30.529 (1)</b>	<b>71.00</b>		<b>15:44:09.111</b>
3 -	1:57.038	51.266	2:48.304 (3)	63.50	17.775	15:46:57.415

# BMCRC - MRO Championships 2021 - Rnd 2 @ Snetterton 300

## MRO Minitwins

### RACE 15 - BEST SECTORS

SECTOR 1			SECTOR 2			IDEAL / BEST COMPARISON						
POS	NO	NAME	TIME	NO	NAME	TIME	POS	NO	NAME	IDEAL	BEST	DIFF
									<b>PERFECT LAP</b>	<b>2:04.657</b>		
1	78	POVAH	1:23.745	95	REYNOLDS	40.912	1	95	REYNOLDS	2:04.785	2:05.285	0.500
2	661	HARRIS	1:23.803	661	HARRIS	41.354	2	661	HARRIS	2:05.157	2:05.565	0.408
3	95	REYNOLDS	1:23.873	26	DAVIES	41.379	3	78	POVAH	2:05.243	2:05.394	0.151
4	26	DAVIES	1:23.968	78	POVAH	41.498	4	26	DAVIES	2:05.347	2:05.560	0.213
5	96	HARRIS	1:24.108	96	HARRIS	41.721	5	96	HARRIS	2:05.829	2:06.336	0.507
6	19	LILLEY	1:25.258	66	DUCRAN	42.003	6	66	DUCRAN	2:07.652	2:08.041	0.389
7	5	MANTELL	1:25.471	12	TAYLOR	42.142	7	19	LILLEY	2:07.686	2:07.686	0.000
8	15	CROSBY	1:25.576	15	CROSBY	42.228	8	12	TAYLOR	2:07.774	2:07.774	0.000
9	12	TAYLOR	1:25.632	19	LILLEY	42.428	9	15	CROSBY	2:07.804	2:07.804	0.000
10	66	DUCRAN	1:25.649	5	MANTELL	42.479	10	5	MANTELL	2:07.950	2:07.950	0.000
11	16	COOPER	1:26.298	710	HENSTOCK	42.769	11	16	COOPER	2:09.317	2:09.317	0.000
12	710	HENSTOCK	1:26.794	16	COOPER	43.019	12	710	HENSTOCK	2:09.563	2:09.938	0.375
13	40	WILKINSON	1:28.113	71	CLUNE	43.555	13	40	WILKINSON	2:12.975	2:12.975	0.000
14	84	BRANCO	1:29.067	81	MAY	44.046	14	71	CLUNE	2:12.985	2:13.035	0.050
15	71	CLUNE	1:29.430	84	BRANCO	44.483	15	81	MAY	2:13.536	2:13.828	0.292
16	81	MAY	1:29.490	40	WILKINSON	44.862	16	84	BRANCO	2:13.550	2:13.718	0.168
17	23	BECKETT	1:29.840	34	JOHNSON	44.914	17	23	BECKETT	2:15.267	2:15.651	0.384
18	561	LESLIE	1:30.194	561	LESLIE	45.220	18	561	LESLIE	2:15.414	2:15.680	0.266
19	44	PARKER	1:30.508	23	BECKETT	45.427	19	44	PARKER	2:16.034	2:16.262	0.228
20	34	JOHNSON	1:31.262	44	PARKER	45.526	20	34	JOHNSON	2:16.176	2:16.796	0.620
21	47	BOHANAN	1:31.356	138	JARMIN	45.579	21	47	BOHANAN	2:17.276	2:17.527	0.251
22	138	JARMIN	1:32.228	260	PYMM	45.728	22	138	JARMIN	2:17.807	2:17.907	0.100
23	260	PYMM	1:32.228	47	BOHANAN	45.920	23	260	PYMM	2:17.956	2:18.236	0.280
24	51	DURANT	1:32.607	51	DURANT	45.949	24	51	DURANT	2:18.556	2:18.835	0.279
25	144	CRONIN	1:32.726	144	CRONIN	46.377	25	144	CRONIN	2:19.103	2:19.103	0.000
26	169	MILES	1:39.610	169	MILES	49.775	26	169	MILES	2:29.385	2:30.529	1.144
27	70	GILLAM	1:46.136	70	GILLAM	53.934	27	70	GILLAM	2:40.070	2:40.070	0.000
28												
29												

Weather / Track : Sunny / Dry

Results can be found at [www.tsl-timing.com](http://www.tsl-timing.com)

Snetterton 300

Circuit Length = 2.9689 miles

Start: 15:39 Flag 15:53 End: 15:55

Printed - 15:56 Sunday, 30 May 2021

# BMCRC - MRO Championships 2021 - Rnd 2 @ Snetterton 300

## MRO Minitwins

### RACE 15 - STATISTICS

<b>Competitors Started</b>	28
<b>Planned Start</b>	2021-05-30 @ 15:40:00.000
<b>Actual Start</b>	2021-05-30 @ 15:39:00.269
<b>Finish Time</b>	2021-05-30 @ 15:53:46.390
<b>Track Length</b>	2.9689mi.
<b>Total Laps</b>	183
<b>Total Distance Covered</b>	543.3108mi.

#### Session Fastest Lap History

NO	NAME	LAP TIME	TIME OF DAY	LAP	VEHICLE
26	Glynn DAVIES	<b>2:10.665</b>	15:41:10.957	1	Suzuki SV650
26	Glynn DAVIES	<b>2:05.697</b>	15:43:16.654	2	Suzuki SV650
26	Glynn DAVIES	<b>2:05.560</b>	15:45:22.214	3	Suzuki SV650
95	John REYNOLDS	<b>2:05.338</b>	15:49:37.208	5	Suzuki SV650
95	John REYNOLDS	<b>2:05.285</b>	15:53:48.024	7	Suzuki SV650

#### Session Leader History

NO	NAME	FROM LAP	LAPS LED	DISTANCE	VEHICLE
26	Glynn DAVIES	1	7	20.78 miles	Suzuki SV650

#### Flag History

TYPE	TIME OF DAY
GREEN	15:39:00.269
FINISH	15:53:46.390

#### Flag Statistics

TYPE	COUNT	TOTAL LAPS	TOTAL TIME
Green	1	7	16:44.135
Red	0	0	0.000
Safety Car	0	0	0.000
FCY	0	0	0.000

Weather / Track : Sunny / Dry

Results can be found at [www.tsl-timing.com](http://www.tsl-timing.com)

Snetterton 300  
Circuit Length = 2.9689 miles  
Start: 15:39 Flag 15:53 End: 15:55

Printed - 15:56 Sunday, 30 May 2021

BMCRC-MRO Championships 2021



# Kawasaki



## ACU TEAM GREEN JUNIOR CUP & SENIOR 300

Snetterton 300

29<sup>th</sup> / 30<sup>th</sup> May 2021



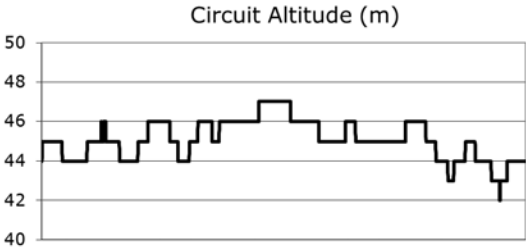
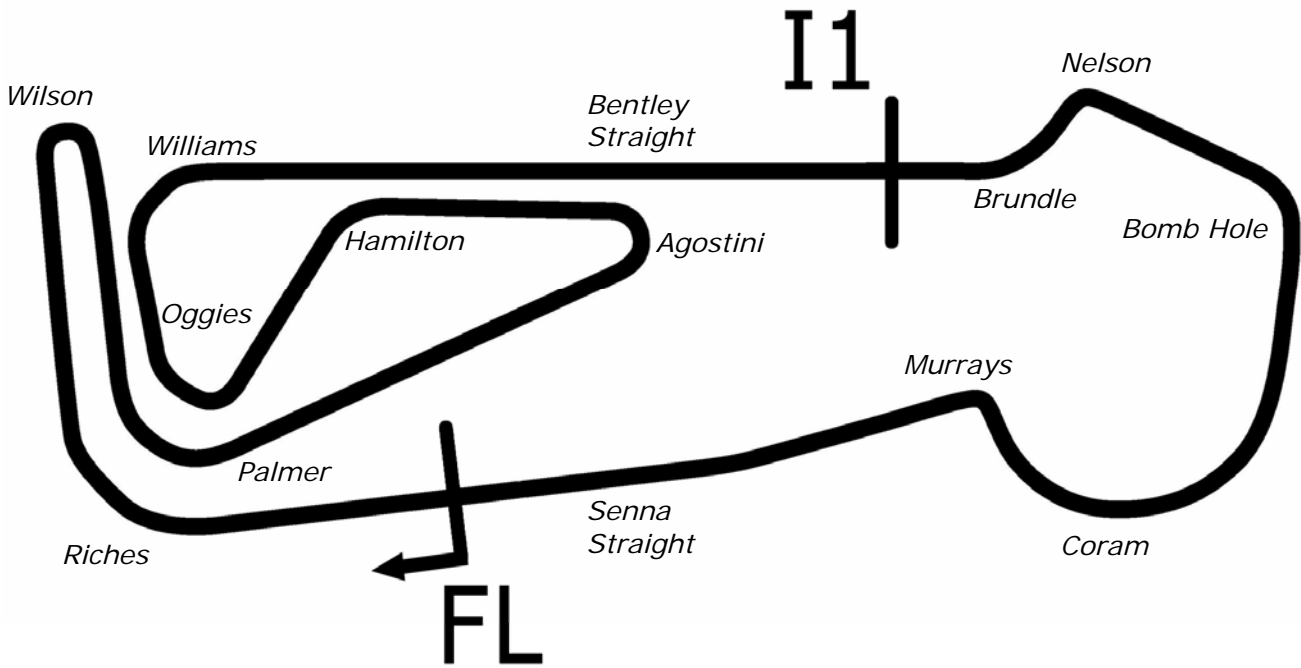
Results Provided by Timing Solutions Ltd  
[www.tsl-timing.com](http://www.tsl-timing.com)

# Snetterton 300



SPORTS TIMING

TIMING SOLUTIONS LTD



Length	2.9689 miles	4778.0 m	
FL		52.46340 N	0.94476 E
I1	3198m	52.46617 N	0.94964 E
Pit Entry	4572m	52.46364 N	0.94774 E
Pit Exit	40m after FL	52.46338 N	0.94420 E
Pit Entry–Pit Exit 246m, 14.7s @60kph, 11.0s @80kph			

All results available at [www.tsl-timing.com](http://www.tsl-timing.com)

# BMCRC - MRO Championships 2021 - Rnd 2 @ Snetterton 300



## ACU Team Green Junior Cup & Senior 300

### QUALIFYING - CLASSIFICATION

# Kawasaki

POS	NO	CL	PIC NAME	ENTRY	TIME	ON	LAPS	GAP	DIFF	MPH
1	113	J	1 Mikey HARDIE	Kawasaki NINJA 400 - 113 Events Ltd	2:15.950	4	6			78.61
2	130	J	2 Owen MELLOR	Kawasaki NINJA 300 - Team Mellor Racing	2:16.005	5	6	0.055	0.055	78.58
3	14	J	3 Finn SMART-WEEDEN	Kawasaki NINJA 400 - Mum and Dad	2:16.212	4	6	0.262	0.207	78.46
4	196	J	4 Jack KIRSCH	Kawasaki NINJA 400 - Core Formwork	2:18.064	5	5	2.114	1.852	77.41
5	50	J	5 Fred McMULLAN	Kawasaki NINJA 300 - Orwell motorcycles Ipswich	2:19.199	3	5	3.249	1.135	76.78
6	8	S	1 Phil ATKINSON	Kawasaki NINJA 300 - Rose mot centre	2:19.278	5	5	3.328	0.079	76.73
7	131	J	6 Dylan MELLOR	Kawasaki NINJA 300 - Team Mellor Racing	2:20.240	5	5	4.290	0.962	76.21
8	69	S	2 Danny HUSKINSON	Kawasaki NINJA 300 - art of racing	2:21.173	5	5	5.223	0.933	75.70
9	77	J	7 Joe WHITE	Kawasaki NINJA 300 - Just In Graphics /MZ CONTRAC	2:21.476	4	5	5.526	0.303	75.54
10	0	S	3 Graeme HARDIE	Kawasaki NINJA 400 - 113 Events Ltd	2:22.789	3	5	6.839	1.313	74.85
11	61	S	4 Kathryn WALKER	Kawasaki NINJA - Think Bike Gear & AutoSmart Presto	2:23.108	4	5	7.158	0.319	74.68
12	60	J	8 Lennon DOCHERTY	Kawasaki NINJA 300 - Doc Fit Training	2:23.725	4	5	7.775	0.617	74.36
13	777	J	9 Maximus HARDY	Kawasaki NINJA 400 - DAD	2:23.837	5	5	7.887	0.112	74.30
14	81	J	10 Keo WALKER	Kawasaki NINJA 300 - Martin Wight Electrical	2:23.861	5	5	7.911	0.024	74.29
15	34	J	11 Oliver ARBON	Kawasaki NINJA 400 - tt plumbing and heating	2:24.434	5	5	8.484	0.573	73.99
16	65	S	5 Konrad BREESE	Kawasaki NINJA 300 - STIHL Racing	2:24.558	5	5	8.608	0.124	73.93
17	70	S	6 Justin WHITE	Kawasaki NINJA 300 - Just In Graphics	2:26.268	5	5	10.318	1.710	73.07
18	32	S	7 Conor MURRAY	Kawasaki NINJA 300 -	2:26.592	5	5	10.642	0.324	72.91
19	19	J	12 James O'MARA	Kawasaki NINJA 300 - BRP Machining Ltd	2:27.683	5	5	11.733	1.091	72.37
20	24	S	8 Darren STOLTON	Kawasaki NINJA 300 -	2:29.024	5	5	13.074	1.341	71.72
21	45	J	13 Jake MARSH	Kawasaki NINJA 300 - Zipped Up Racing	2:29.497	5	5	13.547	0.473	71.49
22	26	S	9 Nicholas BETTRIDGE	Kawasaki NINJA - Weald builders	2:30.023	5	5	14.073	0.526	71.24
23	400	S	10 Stuart THURTL	Kawasaki NINJA 400 - TeamTortoise Racing	2:30.301	3	5	14.351	0.278	71.11
24	48	S	11 Kevin SABBARTON	Kawasaki NINJA 300 -	2:30.388	4	5	14.438	0.087	71.07
25	66	S	12 Mark SMITH	Kawasaki NINJA 300 - MHP EXHAUST'S	2:30.790	4	5	14.840	0.402	70.88
26	97	J	14 Ben PLATT	Kawasaki NINJA 400 - adss ltd	2:31.232	3	5	15.282	0.442	70.67
27	333	S	13 Mark STUBBERFIELD	Kawasaki NINJA 300 -	2:32.118	3	5	16.168	0.886	70.26
28	39	S	14 Peter PARAPANOS	Kawasaki NINJA 300 - AMR Glasgow Kawasaki	2:32.606	5	5	16.656	0.488	70.03
29	10	S	15 Mike BRUNSDON	Kawasaki NINJA 300 - CF Fairford	2:32.940	4	5	16.990	0.334	69.88
30	83	S	16 Simon CHAPPELL	Kawasaki NINJA 300 -	2:32.973	4	5	17.023	0.033	69.86
31	87	J	15 James CLEARY	Kawasaki NINJA 300 -	2:33.664	5	5	17.714	0.691	69.55
32	55	J	16 Ben JOLLIFFE	Kawasaki NINJA 300 -	2:34.489	5	5	18.539	0.825	69.18
33	118	J	17 Max HALL	Kawasaki NINJA 300 - Racecraft rider development	2:35.263	3	5	19.313	0.774	68.83
34	96	S	17 Giovanni BELIOSSI	Kawasaki NINJA 300 - ASR Accident Storage Recovery	2:36.060	5	5	20.110	0.797	68.48
35	311	12s	1 Nathan-Ellis WARD	Kawasaki NINJA 300 - Zipped up racing	2:37.130	4	5	21.180	1.070	68.02
36	75	S	18 Jonathan ADEDOTUN	Kawasaki NINJA 300 -	2:37.167	4	5	21.217	0.037	68.00
37	57	S	19 Richard BUCKHAM	Kawasaki NINJA 300 -	2:39.781	2	5	23.831	2.614	66.89
38	18	J	18 George HIGGINS	Kawasaki NINJA 300 - Aztec Racing	2:39.871	4	5	23.921	0.090	66.85
39	64	J	19 Jamie MALIN	Kawasaki NINJA 300 -	2:53.035	3	3	37.085	13.164	61.76

Snetterton 300

Circuit Length = 2.9689 miles

Start: 09:54 Flag 10:05 End: 10:08

Weather / Track : Cloudy / Dry

These results are provisional until the conclusion of any judicial and technical matters.

Clerk Of Course :	Stewards :	Timekeeper : Craig Smith
-------------------	------------	--------------------------

Results can be found at [www.tsl-timing.com](http://www.tsl-timing.com)

Printed - 10:08 Saturday, 29 May 2021





# BMCRC - MRO Championships 2021 - Rnd 2 @ Snetterton 300

## ACU Team Green Junior Cup & Senior 300

### QUALIFYING - SECTOR ANALYSIS



SECTOR 1 = FL to I1, SECTOR 2 = I1 to FL, DIFF = Difference To Personal Best Lap, P = Crossed Finish Line in Pit Lane, D = Time Disallowed

P1 113 J		Mikey HARDIE		Kawasaki NINJA 400 - 113 Events Ltd		
IDEAL LAP TIME : 2:15.688		BEST LAP TIME : 2:15.950		DIFFERENCE : 0.262		
LAP	SECTOR 1	SECTOR 2	LAP TIME	MPH	DIFF	TIME OF DAY
1 -	1:38.192	45.771	2:23.963	74.24	8.013	09:56:40.005
2 -	1:32.617	45.631	2:18.248	77.31	2.298	09:58:58.253
3 -	1:31.713	44.996	2:16.709	78.18	0.759	10:01:14.962
4 -	1:31.252	<b>44.698</b>	<b>2:15.950 (1)</b>	<b>78.61</b>		<b>10:03:30.912</b>
5 -	<b>1:30.990</b>	45.511	2:16.501 (2)	78.30	0.551	10:05:47.413
6 -	1:31.165	45.540	2:16.705 (3)	78.18	0.755	10:08:04.118

P2 130 J		Owen MELLOR		Kawasaki NINJA 300 - Team Mellor Racing		
IDEAL LAP TIME : 2:16.005		BEST LAP TIME : 2:16.005		DIFFERENCE : 0.000		
LAP	SECTOR 1	SECTOR 2	LAP TIME	MPH	DIFF	TIME OF DAY
1 -	1:37.390	45.937	2:23.327	74.57	7.322	09:56:40.631
2 -	1:32.101	45.257	2:17.358	77.81	1.353	09:58:57.989
3 -	1:32.318	44.992	2:17.310 (3)	77.83	1.305	10:01:15.299
4 -	1:31.182	45.139	2:16.321 (2)	78.40	0.316	10:03:31.620
5 -	<b>1:31.064</b>	<b>44.941</b>	<b>2:16.005 (1)</b>	<b>78.58</b>		<b>10:05:47.625</b>
6 -	1:32.733	45.107	2:17.840	77.53	1.835	10:08:05.465

P3 14 J		Finn SMART-WEEDEN		Kawasaki NINJA 400 - Mum and Dad		
IDEAL LAP TIME : 2:15.495		BEST LAP TIME : 2:16.212		DIFFERENCE : 0.717		
LAP	SECTOR 1	SECTOR 2	LAP TIME	MPH	DIFF	TIME OF DAY
1 -	1:37.409	46.074	2:23.483	74.49	7.271	09:56:40.472
2 -	1:32.273	45.587	2:17.860	77.52	1.648	09:58:58.332
3 -	1:31.880	44.906	2:16.786 (3)	78.13	0.574	10:01:15.118
4 -	1:31.356	<b>44.856</b>	<b>2:16.212 (1)</b>	<b>78.46</b>		<b>10:03:31.330</b>
5 -	<b>1:30.639</b>	45.584	2:16.223 (2)	78.46	0.011	10:05:47.553
6 -	1:31.146	46.127	2:17.273	77.86	1.061	10:08:04.826

P4 196 J		Jack KIRSCH		Kawasaki NINJA 400 - Core Formwork		
IDEAL LAP TIME : 2:18.064		BEST LAP TIME : 2:18.064		DIFFERENCE : 0.000		
LAP	SECTOR 1	SECTOR 2	LAP TIME	MPH	DIFF	TIME OF DAY
1 -	1:39.741	46.488	2:26.229	73.09	8.165	09:56:46.198
2 -	1:34.115	46.191	2:20.306	76.17	2.242	09:59:06.504
3 -	1:32.758	45.657	2:18.415 (3)	77.21	0.351	10:01:24.919
4 -	1:32.458	45.703	2:18.161 (2)	77.35	0.097	10:03:43.080
5 -	<b>1:32.422</b>	<b>45.642</b>	<b>2:18.064 (1)</b>	<b>77.41</b>		<b>10:06:01.144</b>

P5 50 J		Fred McMULLAN		Kawasaki NINJA 300 - Orwell motorcycles Ipswich		
IDEAL LAP TIME : 2:18.169		BEST LAP TIME : 2:19.199		DIFFERENCE : 1.030		
LAP	SECTOR 1	SECTOR 2	LAP TIME	MPH	DIFF	TIME OF DAY
1 -	1:43.168	48.995	2:32.163	70.24	12.964	09:57:08.922
2 -	1:34.442	47.091	2:21.533	75.51	2.334	09:59:30.455
3 -	1:32.869	<b>46.330</b>	<b>2:19.199 (1)</b>	<b>76.78</b>		<b>10:01:49.654</b>
4 -	1:32.039	47.306	2:19.345 (2)	76.70	0.146	10:04:08.999
5 -	<b>1:31.839</b>	47.792	2:19.631 (3)	76.54	0.432	10:06:28.630

P6 8 S		Phil ATKINSON		Kawasaki NINJA 300 - Rose mot centre		
IDEAL LAP TIME : 2:19.278		BEST LAP TIME : 2:19.278		DIFFERENCE : 0.000		
LAP	SECTOR 1	SECTOR 2	LAP TIME	MPH	DIFF	TIME OF DAY
1 -	1:38.018	47.056	2:25.074	73.67	5.796	09:56:41.719
2 -	1:33.649	46.119	2:19.768 (2)	76.47	0.490	09:59:01.487
3 -	1:33.933	46.256	2:20.189 (3)	76.24	0.911	10:01:21.676
4 -	1:34.221	47.245	2:21.466	75.55	2.188	10:03:43.142
5 -	<b>1:33.500</b>	<b>45.778</b>	<b>2:19.278 (1)</b>	<b>76.73</b>		<b>10:06:02.420</b>

Weather / Track : Cloudy / Dry

Snetterton 300  
Circuit Length = 2.9689 miles  
Start: 09:54 Flag 10:05 End: 10:08

# BMCRC - MRO Championships 2021 - Rnd 2 @ Snetterton 300

## ACU Team Green Junior Cup & Senior 300

### QUALIFYING - SECTOR ANALYSIS



SECTOR 1 = FL to I1, SECTOR 2 = I1 to FL, DIFF = Difference To Personal Best Lap, P = Crossed Finish Line in Pit Lane, D = Time Disallowed

P7 131 J		Dylan MELLOR		Kawasaki NINJA 300 - Team Mellor Racing			
IDEAL LAP TIME : 2:19.636		BEST LAP TIME : 2:20.240		DIFFERENCE : 0.604			
LAP	SECTOR 1	SECTOR 2	LAP TIME	MPH	DIFF	TIME OF DAY	
1 -	1:39.467	47.250	2:26.717	72.84	6.477	09:56:48.675	
2 -	1:34.181	46.941	2:21.122	75.73	0.882	09:59:09.797	
3 -	1:34.473	46.424	2:20.897 (3)	75.85	0.657	10:01:30.694	
4 -	1:33.946	<b>46.360</b>	2:20.306 (2)	76.17	0.066	10:03:51.000	
5 -	<b>1:33.276</b>	46.964	<b>2:20.240 (1)</b>	<b>76.21</b>		<b>10:06:11.240</b>	

P8 69 S		Danny HUSKINSON		Kawasaki NINJA 300 - art of racing			
IDEAL LAP TIME : 2:20.343		BEST LAP TIME : 2:21.173		DIFFERENCE : 0.830			
LAP	SECTOR 1	SECTOR 2	LAP TIME	MPH	DIFF	TIME OF DAY	
1 -	1:40.566	48.853	2:29.419	71.53	8.246	09:56:46.007	
2 -	1:36.192	46.827	2:23.019	74.73	1.846	09:59:09.026	
3 -	1:35.086	<b>46.447</b>	2:21.533 (3)	75.51	0.360	10:01:30.559	
4 -	1:34.513	46.725	2:21.238 (2)	75.67	0.065	10:03:51.797	
5 -	<b>1:33.896</b>	47.277	<b>2:21.173 (1)</b>	<b>75.70</b>		<b>10:06:12.970</b>	

P9 77 J		Joe WHITE		Kawasaki NINJA 300 - Just In Graphics /MZ CONTRACTS/ Silver			
IDEAL LAP TIME : 2:20.987		BEST LAP TIME : 2:21.476		DIFFERENCE : 0.489			
LAP	SECTOR 1	SECTOR 2	LAP TIME	MPH	DIFF	TIME OF DAY	
1 -	1:39.245	48.774	2:28.019	72.20	6.543	09:56:46.028	
2 -	1:35.043	46.735	2:21.778 (3)	75.38	0.302	09:59:07.806	
3 -	1:35.055	46.590	2:21.645 (2)	75.45	0.169	10:01:29.451	
4 -	1:35.074	<b>46.402</b>	<b>2:21.476 (1)</b>	<b>75.54</b>		<b>10:03:50.927</b>	
5 -	<b>1:34.585</b>	48.903	2:23.488	74.48	2.012	10:06:14.415	

P10 0 S		Graeme HARDIE		Kawasaki NINJA 400 - 113 Events Ltd			
IDEAL LAP TIME : 2:22.789		BEST LAP TIME : 2:22.789		DIFFERENCE : 0.000			
LAP	SECTOR 1	SECTOR 2	LAP TIME	MPH	DIFF	TIME OF DAY	
1 -	1:39.975	47.868	2:27.843	72.29	5.054	09:56:46.139	
2 -	1:36.655	47.050	2:23.705 (2)	74.37	0.916	09:59:09.844	
3 -	<b>1:35.812</b>	<b>46.977</b>	<b>2:22.789 (1)</b>	<b>74.85</b>		<b>10:01:32.633</b>	
4 -	1:36.625	47.143	2:23.768 (3)	74.34	0.979	10:03:56.401	
5 -	1:36.362	48.025	2:24.387	74.02	1.598	10:06:20.788	

P11 61 S		Kathryn WALKER		Kawasaki NINJA - Think Bike Gear & AutoSmart Preston			
IDEAL LAP TIME : 2:22.800		BEST LAP TIME : 2:23.108		DIFFERENCE : 0.308			
LAP	SECTOR 1	SECTOR 2	LAP TIME	MPH	DIFF	TIME OF DAY	
1 -	1:44.539	48.893	2:33.432	69.66	10.324	09:57:09.529	
2 -	1:37.296	48.092	2:25.388	73.51	2.280	09:59:34.917	
3 -	1:37.410	47.222	2:24.632 (3)	73.89	1.524	10:01:59.549	
4 -	1:36.006	<b>47.102</b>	<b>2:23.108 (1)</b>	<b>74.68</b>		<b>10:04:22.657</b>	
5 -	<b>1:35.698</b>	48.140	2:23.838 (2)	74.30	0.730	10:06:46.495	

P12 60 J		Lennon DOCHERTY		Kawasaki NINJA 300 - Doc Fit Training			
IDEAL LAP TIME : 2:23.154		BEST LAP TIME : 2:23.725		DIFFERENCE : 0.571			
LAP	SECTOR 1	SECTOR 2	LAP TIME	MPH	DIFF	TIME OF DAY	
1 -	1:52.711	51.576	2:44.287	65.05	20.562	09:57:24.000	
2 -	1:43.794	49.369	2:33.163	69.78	9.438	09:59:57.163	
3 -	1:36.901	<b>47.875</b>	2:24.776 (2)	73.82	1.051	10:02:21.939	
4 -	<b>1:35.279</b>	48.446	<b>2:23.725 (1)</b>	<b>74.36</b>		<b>10:04:45.664</b>	
5 -	1:35.326	50.296	2:25.622 (3)	73.39	1.897	10:07:11.286	

Weather / Track : Cloudy / Dry

Snetterton 300  
Circuit Length = 2.9689 miles  
Start: 09:54 Flag 10:05 End: 10:08

# BMCRC - MRO Championships 2021 - Rnd 2 @ Snetterton 300

## ACU Team Green Junior Cup & Senior 300

### QUALIFYING - SECTOR ANALYSIS



SECTOR 1 = FL to I1, SECTOR 2 = I1 to FL, DIFF = Difference To Personal Best Lap, P = Crossed Finish Line in Pit Lane, D = Time Disallowed

P13 777 J		Maximus HARDY		Kawasaki NINJA 400 - DAD		
IDEAL LAP TIME : 2:23.837		BEST LAP TIME : 2:23.837		DIFFERENCE : 0.000		
LAP	SECTOR 1	SECTOR 2	LAP TIME	MPH	DIFF	TIME OF DAY
1 -	1:44.098	48.936	2:33.034	69.84	9.197	09:56:52.784
2 -	1:37.187	48.909	2:26.096	73.15	2.259	09:59:18.880
3 -	1:36.890	49.188	2:26.078 (3)	73.16	2.241	10:01:44.958
4 -	1:36.254	48.140	2:24.394 (2)	74.02	0.557	10:04:09.352
5 -	<b>1:36.066</b>	<b>47.771</b>	<b>2:23.837 (1)</b>	<b>74.30</b>		<b>10:06:33.189</b>

P14 81 J		Keo WALKER		Kawasaki NINJA 300 - Martin Wight Electrical		
IDEAL LAP TIME : 2:23.861		BEST LAP TIME : 2:23.861		DIFFERENCE : 0.000		
LAP	SECTOR 1	SECTOR 2	LAP TIME	MPH	DIFF	TIME OF DAY
1 -	1:44.973	48.724	2:33.697	69.53	9.836	09:56:52.911
2 -	1:36.846	48.873	2:25.719	73.34	1.858	09:59:18.630
3 -	1:36.641	48.999	2:25.640 (3)	73.38	1.779	10:01:44.270
4 -	1:36.444	48.583	2:25.027 (2)	73.69	1.166	10:04:09.297
5 -	<b>1:35.987</b>	<b>47.874</b>	<b>2:23.861 (1)</b>	<b>74.29</b>		<b>10:06:33.158</b>

P15 34 J		Oliver ARBON		Kawasaki NINJA 400 - tt plumbing and heating		
IDEAL LAP TIME : 2:24.098		BEST LAP TIME : 2:24.434		DIFFERENCE : 0.336		
LAP	SECTOR 1	SECTOR 2	LAP TIME	MPH	DIFF	TIME OF DAY
1 -	1:41.802	48.478	2:30.280	71.12	5.846	09:56:49.874
2 -	1:36.815	48.295	2:25.110	73.65	0.676	09:59:14.984
3 -	1:36.750	<b>48.071</b>	2:24.821 (3)	73.80	0.387	10:01:39.805
4 -	<b>1:36.027</b>	48.509	2:24.536 (2)	73.94	0.102	10:04:04.341
5 -	1:36.158	48.276	<b>2:24.434 (1)</b>	<b>73.99</b>		<b>10:06:28.775</b>

P16 65 S		Konrad BREESE		Kawasaki NINJA 300 - STIHL Racing		
IDEAL LAP TIME : 2:24.558		BEST LAP TIME : 2:24.558		DIFFERENCE : 0.000		
LAP	SECTOR 1	SECTOR 2	LAP TIME	MPH	DIFF	TIME OF DAY
1 -	1:46.419	49.451	2:35.870	68.57	11.312	09:57:11.297
2 -	1:37.810	48.073	2:25.883 (3)	73.26	1.325	09:59:37.180
3 -	1:36.947	49.685	2:26.632	72.89	2.074	10:02:03.812
4 -	1:37.611	47.956	2:25.567 (2)	73.42	1.009	10:04:29.379
5 -	<b>1:36.818</b>	<b>47.740</b>	<b>2:24.558 (1)</b>	<b>73.93</b>		<b>10:06:53.937</b>

P17 70 S		Justin WHITE		Kawasaki NINJA 300 - Just In Graphics		
IDEAL LAP TIME : 2:25.451		BEST LAP TIME : 2:26.268		DIFFERENCE : 0.817		
LAP	SECTOR 1	SECTOR 2	LAP TIME	MPH	DIFF	TIME OF DAY
1 -	1:44.656	49.489	2:34.145	69.33	7.877	09:57:10.430
2 -	1:38.337	48.477	2:26.814	72.80	0.546	09:59:37.244
3 -	1:37.491	49.059	2:26.550 (3)	72.93	0.282	10:02:03.794
4 -	1:38.186	<b>48.170</b>	2:26.356 (2)	73.02	0.088	10:04:30.150
5 -	<b>1:37.281</b>	48.987	<b>2:26.268 (1)</b>	<b>73.07</b>		<b>10:06:56.418</b>

P18 32 S		Conor MURRAY		Kawasaki NINJA 300 -		
IDEAL LAP TIME : 2:26.592		BEST LAP TIME : 2:26.592		DIFFERENCE : 0.000		
LAP	SECTOR 1	SECTOR 2	LAP TIME	MPH	DIFF	TIME OF DAY
1 -	1:49.744	53.263	2:43.007	65.56	16.415	09:57:23.827
2 -	1:41.656	49.804	2:31.460	70.56	4.868	09:59:55.287
3 -	1:40.476	49.450	2:29.926 (3)	71.28	3.334	10:02:25.213
4 -	1:39.248	48.783	2:28.031 (2)	72.20	1.439	10:04:53.244
5 -	<b>1:37.893</b>	<b>48.699</b>	<b>2:26.592 (1)</b>	<b>72.91</b>		<b>10:07:19.836</b>

Weather / Track : Cloudy / Dry

Snetterton 300  
Circuit Length = 2.9689 miles  
Start: 09:54 Flag 10:05 End: 10:08

# BMCRC - MRO Championships 2021 - Rnd 2 @ Snetterton 300

## ACU Team Green Junior Cup & Senior 300

### QUALIFYING - SECTOR ANALYSIS



SECTOR 1 = FL to I1, SECTOR 2 = I1 to FL, DIFF = Difference To Personal Best Lap, P = Crossed Finish Line in Pit Lane, D = Time Disallowed

P19 19 J James O'MARA		Kawasaki NINJA 300 - BRP Machining Ltd				
IDEAL LAP TIME : 2:27.365		BEST LAP TIME : 2:27.683		DIFFERENCE : 0.318		
LAP	SECTOR 1	SECTOR 2	LAP TIME	MPH	DIFF	TIME OF DAY
1 -	1:46.666	49.751	2:36.417 (3)	68.33	8.734	09:57:14.600
2 -	1:39.269	<b>48.956</b>	2:28.225 (2)	72.10	0.542	09:59:42.825
3 -	1:49.935	49.033	2:38.968	67.23	11.285	10:02:21.793
4 -	1:58.734	52.348	2:51.082	62.47	23.399	10:05:12.875
5 -	<b>1:38.409</b>	49.274	<b>2:27.683 (1)</b>	<b>72.37</b>		<b>10:07:40.558</b>

P20 24 S Darren STOLTON		Kawasaki NINJA 300 -				
IDEAL LAP TIME : 2:28.138		BEST LAP TIME : 2:29.024		DIFFERENCE : 0.886		
LAP	SECTOR 1	SECTOR 2	LAP TIME	MPH	DIFF	TIME OF DAY
1 -	1:59.819	54.878	2:54.697	61.18	25.673	09:57:38.592
2 -	1:39.747	50.011	2:29.758 (2)	71.36	0.734	10:00:08.350
3 -	1:40.677	<b>49.595</b>	2:30.272	71.12	1.248	10:02:38.622
4 -	1:39.932	49.980	2:29.912 (3)	71.29	0.888	10:05:08.534
5 -	<b>1:38.543</b>	50.481	<b>2:29.024 (1)</b>	<b>71.72</b>		<b>10:07:37.558</b>

P21 45 J Jake MARSH		Kawasaki NINJA 300 - Zipped Up Racing				
IDEAL LAP TIME : 2:29.147		BEST LAP TIME : 2:29.497		DIFFERENCE : 0.350		
LAP	SECTOR 1	SECTOR 2	LAP TIME	MPH	DIFF	TIME OF DAY
1 -	1:51.081	52.257	2:43.338	65.43	13.841	09:57:24.032
2 -	1:44.531	50.609	2:35.140	68.89	5.643	09:59:59.172
3 -	1:41.742	49.308	2:31.050 (3)	70.75	1.553	10:02:30.222
4 -	1:41.171	<b>49.087</b>	2:30.258 (2)	71.13	0.761	10:05:00.480
5 -	<b>1:40.060</b>	49.437	<b>2:29.497 (1)</b>	<b>71.49</b>		<b>10:07:29.977</b>

P22 26 S Nicholas BETTRIDGE		Kawasaki NINJA - Weald builders				
IDEAL LAP TIME : 2:29.346		BEST LAP TIME : 2:30.023		DIFFERENCE : 0.677		
LAP	SECTOR 1	SECTOR 2	LAP TIME	MPH	DIFF	TIME OF DAY
1 -	1:46.454	50.197	2:36.651	68.22	6.628	09:57:12.267
2 -	1:41.557	<b>50.048</b>	2:31.605 (2)	70.49	1.582	09:59:43.872
3 -	1:41.942	50.223	2:32.165	70.24	2.142	10:02:16.037
4 -	1:41.373	50.248	2:31.621 (3)	70.49	1.598	10:04:47.658
5 -	<b>1:39.298</b>	50.725	<b>2:30.023 (1)</b>	<b>71.24</b>		<b>10:07:17.681</b>

P23 400 S Stuart THURTLE		Kawasaki NINJA 400 - TeamTortoise Racing				
IDEAL LAP TIME : 2:29.793		BEST LAP TIME : 2:30.301		DIFFERENCE : 0.508		
LAP	SECTOR 1	SECTOR 2	LAP TIME	MPH	DIFF	TIME OF DAY
1 -	1:46.979	50.803	2:37.782	67.73	7.481	09:57:15.744
2 -	1:40.184	<b>50.270</b>	2:30.454 (3)	71.03	0.153	09:59:46.198
3 -	1:39.950	50.351	<b>2:30.301 (1)</b>	<b>71.11</b>		<b>10:02:16.499</b>
4 -	1:39.991	51.102	2:31.093	70.73	0.792	10:04:47.592
5 -	<b>1:39.523</b>	50.856	2:30.379 (2)	71.07	0.078	10:07:17.971

P24 48 S Kevin SABBARTON		Kawasaki NINJA 300 -				
IDEAL LAP TIME : 2:29.945		BEST LAP TIME : 2:30.388		DIFFERENCE : 0.443		
LAP	SECTOR 1	SECTOR 2	LAP TIME	MPH	DIFF	TIME OF DAY
1 -	1:52.933	53.444	2:46.377	64.24	15.989	09:57:30.351
2 -	1:42.523	51.268	2:33.791	69.49	3.403	10:00:04.142
3 -	1:40.516	49.905	2:30.421 (2)	71.05	0.033	10:02:34.563
4 -	1:40.574	<b>49.814</b>	<b>2:30.388 (1)</b>	<b>71.07</b>		<b>10:05:04.951</b>
5 -	<b>1:40.131</b>	51.344	2:31.475 (3)	70.56	1.087	10:07:36.426

Weather / Track : Cloudy / Dry

Snetterton 300  
 Circuit Length = 2.9689 miles  
 Start: 09:54 Flag 10:05 End: 10:08

# BMCRC - MRO Championships 2021 - Rnd 2 @ Snetterton 300

## ACU Team Green Junior Cup & Senior 300

### QUALIFYING - SECTOR ANALYSIS



SECTOR 1 = FL to I1, SECTOR 2 = I1 to FL, DIFF = Difference To Personal Best Lap, P = Crossed Finish Line in Pit Lane, D = Time Disallowed

P25 66 S		Mark SMITH		Kawasaki NINJA 300 - MHP EXHAUST'S			
IDEAL LAP TIME : 2:30.271		BEST LAP TIME : 2:30.790		DIFFERENCE : 0.519			
LAP	SECTOR 1	SECTOR 2	LAP TIME	MPH	DIFF	TIME OF DAY	
1 -	1:48.729	51.942	2:40.671	66.52	9.881	09:56:59.329	
2 -	1:42.047	<b>50.717</b>	2:32.764	69.96	1.974	09:59:32.093	
3 -	1:40.991	51.188	2:32.179 (2)	70.23	1.389	10:02:04.272	
4 -	<b>1:39.554</b>	51.236	<b>2:30.790 (1)</b>	<b>70.88</b>		<b>10:04:35.062</b>	
5 -	1:41.190	51.453	2:32.643 (3)	70.02	1.853	10:07:07.705	

P26 97 J		Ben PLATT		Kawasaki NINJA 400 - adsss ltd			
IDEAL LAP TIME : 2:31.004		BEST LAP TIME : 2:31.232		DIFFERENCE : 0.228			
LAP	SECTOR 1	SECTOR 2	LAP TIME	MPH	DIFF	TIME OF DAY	
1 -	1:48.778	51.275	2:40.053	66.77	8.821	09:57:17.964	
2 -	1:42.303	52.624	2:34.927	68.98	3.695	09:59:52.891	
3 -	1:41.391	<b>49.841</b>	<b>2:31.232 (1)</b>	<b>70.67</b>		<b>10:02:24.123</b>	
4 -	<b>1:41.163</b>	50.617	2:31.780 (2)	70.41	0.548	10:04:55.903	
5 -	1:41.262	51.501	2:32.763 (3)	69.96	1.531	10:07:28.666	

P27 333 S		Mark STUBBERFIELD		Kawasaki NINJA 300 -			
IDEAL LAP TIME : 2:31.833		BEST LAP TIME : 2:32.118		DIFFERENCE : 0.285			
LAP	SECTOR 1	SECTOR 2	LAP TIME	MPH	DIFF	TIME OF DAY	
1 -	1:50.890	53.560	2:44.450	64.99	12.332	09:57:23.364	
2 -	1:42.862	51.493	2:34.355 (3)	69.24	2.237	09:59:57.719	
3 -	<b>1:40.569</b>	51.549	<b>2:32.118 (1)</b>	<b>70.26</b>		<b>10:02:29.837</b>	
4 -	1:42.599	51.472	2:34.071 (2)	69.37	1.953	10:05:03.908	
5 -	1:43.190	<b>51.264</b>	2:34.454	69.19	2.336	10:07:38.362	

P28 39 S		Peter PARAPANOS		Kawasaki NINJA 300 - AMR Glasgow Kawasaki			
IDEAL LAP TIME : 2:31.213		BEST LAP TIME : 2:32.606		DIFFERENCE : 1.393			
LAP	SECTOR 1	SECTOR 2	LAP TIME	MPH	DIFF	TIME OF DAY	
1 -	1:51.799	53.126	2:44.925	64.80	12.319	09:57:23.032	
2 -	1:44.613	50.603	2:35.216	68.85	2.610	09:59:58.248	
3 -	1:42.957	50.318	2:33.275 (3)	69.73	0.669	10:02:31.523	
4 -	1:42.583	<b>50.050</b>	2:32.633 (2)	70.02	0.027	10:05:04.156	
5 -	<b>1:41.163</b>	51.443	<b>2:32.606 (1)</b>	<b>70.03</b>		<b>10:07:36.762</b>	

P29 10 S		Mike BRUNSDON		Kawasaki NINJA 300 - CF Fairford			
IDEAL LAP TIME : 2:31.581		BEST LAP TIME : 2:32.940		DIFFERENCE : 1.359			
LAP	SECTOR 1	SECTOR 2	LAP TIME	MPH	DIFF	TIME OF DAY	
1 -	1:51.844	53.401	2:45.245	64.68	12.305	09:57:22.871	
2 -	1:45.922	51.510	2:37.432	67.89	4.492	10:00:00.303	
3 -	1:42.788	50.652	2:33.440 (3)	69.65	0.500	10:02:33.743	
4 -	1:42.391	<b>50.549</b>	<b>2:32.940 (1)</b>	<b>69.88</b>		<b>10:05:06.683</b>	
5 -	<b>1:41.032</b>	52.193	2:33.225 (2)	69.75	0.285	10:07:39.908	

P30 83 S		Simon CHAPPELL		Kawasaki NINJA 300 -			
IDEAL LAP TIME : 2:32.973		BEST LAP TIME : 2:32.973		DIFFERENCE : 0.000			
LAP	SECTOR 1	SECTOR 2	LAP TIME	MPH	DIFF	TIME OF DAY	
1 -	1:53.138	53.706	2:46.844	64.06	13.871	09:57:28.851	
2 -	1:45.506	52.716	2:38.222	67.55	5.249	10:00:07.073	
3 -	1:43.193	52.278	2:35.471 (2)	68.74	2.498	10:02:42.544	
4 -	<b>1:41.206</b>	<b>51.767</b>	<b>2:32.973 (1)</b>	<b>69.86</b>		<b>10:05:15.517</b>	
5 -	1:43.106	52.803	2:35.909 (3)	68.55	2.936	10:07:51.426	

Weather / Track : Cloudy / Dry

Snetterton 300  
 Circuit Length = 2.9689 miles  
 Start: 09:54 Flag 10:05 End: 10:08

# BMCRC - MRO Championships 2021 - Rnd 2 @ Snetterton 300

## ACU Team Green Junior Cup & Senior 300

### QUALIFYING - SECTOR ANALYSIS



SECTOR 1 = FL to I1, SECTOR 2 = I1 to FL, DIFF = Difference To Personal Best Lap, P = Crossed Finish Line in Pit Lane, D = Time Disallowed

P31 87 J James CLEARY		Kawasaki NINJA 300 -				
IDEAL LAP TIME : 2:33.102		BEST LAP TIME : 2:33.664		DIFFERENCE : 0.562		
LAP	SECTOR 1	SECTOR 2	LAP TIME	MPH	DIFF	TIME OF DAY
1 -	1:54.299	54.380	2:48.679	63.36	15.015	09:57:31.089
2 -	1:45.899	52.274	2:38.173	67.57	4.509	10:00:09.262
3 -	1:43.279	<b>51.429</b>	2:34.708 (3)	69.08	1.044	10:02:43.970
4 -	1:41.961	51.901	2:33.862 (2)	69.46	0.198	10:05:17.832
5 -	<b>1:41.673</b>	51.991	<b>2:33.664 (1)</b>	<b>69.55</b>		<b>10:07:51.496</b>

P32 55 J Ben JOLLIFFE		Kawasaki NINJA 300 -				
IDEAL LAP TIME : 2:34.489		BEST LAP TIME : 2:34.489		DIFFERENCE : 0.000		
LAP	SECTOR 1	SECTOR 2	LAP TIME	MPH	DIFF	TIME OF DAY
1 -	1:57.964	56.204	2:54.168	61.36	19.679	09:57:39.490
2 -	1:43.757	53.434	2:37.191	67.99	2.702	10:00:16.681
3 -	1:43.178	53.822	2:37.000 (3)	68.07	2.511	10:02:53.681
4 -	1:42.781	53.676	2:36.457 (2)	68.31	1.968	10:05:30.138
5 -	<b>1:41.525</b>	<b>52.964</b>	<b>2:34.489 (1)</b>	<b>69.18</b>		<b>10:08:04.627</b>

P33 118 J Max HALL		Kawasaki NINJA 300 - Racecraft rider development				
IDEAL LAP TIME : 2:35.263		BEST LAP TIME : 2:35.263		DIFFERENCE : 0.000		
LAP	SECTOR 1	SECTOR 2	LAP TIME	MPH	DIFF	TIME OF DAY
1 -	1:56.203	55.598	2:51.801	62.21	16.538	09:57:33.658
2 -	1:44.643	52.158	2:36.801 (2)	68.16	1.538	10:00:10.459
3 -	<b>1:43.906</b>	<b>51.357</b>	<b>2:35.263 (1)</b>	<b>68.83</b>		<b>10:02:45.722</b>
4 -	1:47.137	53.806	2:40.943	66.40	5.680	10:05:26.665
5 -	1:45.947	53.691	2:39.638 (3)	66.95	4.375	10:08:06.303

P34 96 S Giovanni BELIOSSI		Kawasaki NINJA 300 - ASR Accident Storage Recovery				
IDEAL LAP TIME : 2:36.060		BEST LAP TIME : 2:36.060		DIFFERENCE : 0.000		
LAP	SECTOR 1	SECTOR 2	LAP TIME	MPH	DIFF	TIME OF DAY
1 -	1:53.190	IN PIT	3:03.215 P	58.33	27.155	09:57:46.863
2 -	OUTLAP	53.546	2:44.413	65.00	8.353	10:00:31.276
3 -	1:45.429	53.080	2:38.509 (2)	67.42	2.449	10:03:09.785
4 -	1:46.074	53.241	2:39.315 (3)	67.08	3.255	10:05:49.100
5 -	<b>1:44.061</b>	<b>51.999</b>	<b>2:36.060 (1)</b>	<b>68.48</b>		<b>10:08:25.160</b>

P35 311 12s Nathan-Ellis WARD		Kawasaki NINJA 300 - Zipped up racing				
IDEAL LAP TIME : 2:37.130		BEST LAP TIME : 2:37.130		DIFFERENCE : 0.000		
LAP	SECTOR 1	SECTOR 2	LAP TIME	MPH	DIFF	TIME OF DAY
1 -	1:52.638	53.844	2:46.482	64.19	9.352	09:57:27.146
2 -	1:48.450	53.523	2:41.973	65.98	4.843	10:00:09.119
3 -	1:45.339	52.884	2:38.223 (2)	67.55	1.093	10:02:47.342
4 -	<b>1:44.828</b>	<b>52.302</b>	<b>2:37.130 (1)</b>	<b>68.02</b>		<b>10:05:24.472</b>
5 -	1:44.982	53.663	2:38.645 (3)	67.37	1.515	10:08:03.117

P36 75 S Jonathan ADEDOTUN		Kawasaki NINJA 300 -				
IDEAL LAP TIME : 2:37.167		BEST LAP TIME : 2:37.167		DIFFERENCE : 0.000		
LAP	SECTOR 1	SECTOR 2	LAP TIME	MPH	DIFF	TIME OF DAY
1 -	1:51.601	53.756	2:45.357	64.63	8.190	09:57:27.398
2 -	1:46.919	53.143	2:40.062	66.77	2.895	10:00:07.460
3 -	1:44.897	52.955	2:37.852 (2)	67.70	0.685	10:02:45.312
4 -	<b>1:44.321</b>	<b>52.846</b>	<b>2:37.167 (1)</b>	<b>68.00</b>		<b>10:05:22.479</b>
5 -	1:45.534	54.001	2:39.535 (3)	66.99	2.368	10:08:02.014

Weather / Track : Cloudy / Dry

Snetterton 300  
Circuit Length = 2.9689 miles  
Start: 09:54 Flag 10:05 End: 10:08

# BMCRC - MRO Championships 2021 - Rnd 2 @ Snetterton 300

## ACU Team Green Junior Cup & Senior 300

### QUALIFYING - SECTOR ANALYSIS



SECTOR 1 = FL to I1, SECTOR 2 = I1 to FL, DIFF = Difference To Personal Best Lap, P = Crossed Finish Line in Pit Lane, D = Time Disallowed

<b>P37 57 S</b>		<b>Richard BUCKHAM</b>		Kawasaki NINJA 300 -		
IDEAL LAP TIME : 2:38.910		BEST LAP TIME : 2:39.781		DIFFERENCE : 0.871		
LAP	SECTOR 1	SECTOR 2	LAP TIME	MPH	DIFF	TIME OF DAY
1 -	1:52.961	54.739	2:47.700	63.73	7.919	09:57:33.456
2 -	1:46.271	<b>53.510</b>	<b>2:39.781 (1)</b>	<b>66.89</b>		<b>10:00:13.237</b>
3 -	1:46.409	55.571	2:41.980	65.98	2.199	10:02:55.217
4 -	<b>1:45.400</b>	54.451	2:39.851 (2)	66.86	0.070	10:05:35.068
5 -	1:46.280	54.212	2:40.492 (3)	66.59	0.711	10:08:15.560

<b>P38 18 J</b>		<b>George HIGGINS</b>		Kawasaki NINJA 300 - Aztec Racing		
IDEAL LAP TIME : 2:39.482		BEST LAP TIME : 2:39.871		DIFFERENCE : 0.389		
LAP	SECTOR 1	SECTOR 2	LAP TIME	MPH	DIFF	TIME OF DAY
1 -	1:53.528	55.110	2:48.638	63.37	8.767	09:57:10.471
2 -	1:49.584	53.638	2:43.222 (3)	65.48	3.351	09:59:53.693
3 -	1:51.154	53.277	2:44.431	65.00	4.560	10:02:38.124
4 -	1:46.901	<b>52.970</b>	<b>2:39.871 (1)</b>	<b>66.85</b>		<b>10:05:17.995</b>
5 -	<b>1:46.512</b>	54.481	2:40.993 (2)	66.38	1.122	10:07:58.988

<b>P39 64 J</b>		<b>Jamie MALIN</b>		Kawasaki NINJA 300 -		
IDEAL LAP TIME : 2:49.114		BEST LAP TIME : 2:53.035		DIFFERENCE : 3.921		
LAP	SECTOR 1	SECTOR 2	LAP TIME	MPH	DIFF	TIME OF DAY
1 -	2:01.743	59.837	3:01.580 (3)	58.86	8.545	09:57:44.939
2 -	1:56.386	59.348	2:55.734 (2)	60.81	2.699	10:00:40.673
3 -	1:54.503	<b>58.532</b>	<b>2:53.035 (1)</b>	<b>61.76</b>		<b>10:03:33.708</b>

# BMCRC - MRO Championships 2021 - Rnd 2 @ Snetterton 300

## ACU Team Green Junior Cup & Senior 300

### QUALIFYING - BEST SECTORS

SECTOR 1				SECTOR 2				IDEAL / BEST COMPARISON				
POS	NO	NAME	TIME	NO	NAME	TIME	POS	NO	NAME	IDEAL	BEST	DIFF
									<b>PERFECT LAP</b>	<b>2:15.337</b>		
1	14	SMART-WEEDEN	1:30.639	113	HARDIE	44.698	1	14	SMART-WEEDEN	2:15.495	2:16.212	0.717
2	113	HARDIE	1:30.990	14	SMART-WEEDEN	44.856	2	113	HARDIE	2:15.688	2:15.950	0.262
3	130	MELLOR	1:31.064	130	MELLOR	44.941	3	130	MELLOR	2:16.005	2:16.005	0.000
4	50	McMULLAN	1:31.839	196	KIRSCH	45.642	4	196	KIRSCH	2:18.064	2:18.064	0.000
5	196	KIRSCH	1:32.422	8	ATKINSON	45.778	5	50	McMULLAN	2:18.169	2:19.199	1.030
6	131	MELLOR	1:33.276	50	McMULLAN	46.330	6	8	ATKINSON	2:19.278	2:19.278	0.000
7	8	ATKINSON	1:33.500	131	MELLOR	46.360	7	131	MELLOR	2:19.636	2:20.240	0.604
8	69	HUSKINSON	1:33.896	77	WHITE	46.402	8	69	HUSKINSON	2:20.343	2:21.173	0.830
9	77	WHITE	1:34.585	69	HUSKINSON	46.447	9	77	WHITE	2:20.987	2:21.476	0.489
10	60	DOCHERTY	1:35.279	0	HARDIE	46.977	10	0	HARDIE	2:22.789	2:22.789	0.000
11	61	WALKER	1:35.698	61	WALKER	47.102	11	61	WALKER	2:22.800	2:23.108	0.308
12	0	HARDIE	1:35.812	65	BREESE	47.740	12	60	DOCHERTY	2:23.154	2:23.725	0.571
13	81	WALKER	1:35.987	777	HARDY	47.771	13	777	HARDY	2:23.837	2:23.837	0.000
14	34	ARBON	1:36.027	81	WALKER	47.874	14	81	WALKER	2:23.861	2:23.861	0.000
15	777	HARDY	1:36.066	60	DOCHERTY	47.875	15	34	ARBON	2:24.098	2:24.434	0.336
16	65	BREESE	1:36.818	34	ARBON	48.071	16	65	BREESE	2:24.558	2:24.558	0.000
17	70	WHITE	1:37.281	70	WHITE	48.170	17	70	WHITE	2:25.451	2:26.268	0.817
18	32	MURRAY	1:37.893	32	MURRAY	48.699	18	32	MURRAY	2:26.592	2:26.592	0.000
19	19	O'MARA	1:38.409	19	O'MARA	48.956	19	19	O'MARA	2:27.365	2:27.683	0.318
20	24	STOLTON	1:38.543	45	MARSH	49.087	20	24	STOLTON	2:28.138	2:29.024	0.886
21	26	BETTRIDGE	1:39.298	24	STOLTON	49.595	21	45	MARSH	2:29.147	2:29.497	0.350
22	400	THURTL	1:39.523	48	SABBARTON	49.814	22	26	BETTRIDGE	2:29.346	2:30.023	0.677
23	66	SMITH	1:39.554	97	PLATT	49.841	23	400	THURTL	2:29.793	2:30.301	0.508
24	45	MARSH	1:40.060	26	BETTRIDGE	50.048	24	48	SABBARTON	2:29.945	2:30.388	0.443
25	48	SABBARTON	1:40.131	39	PARAPANOS	50.050	25	66	SMITH	2:30.271	2:30.790	0.519
26	333	STUBBERFIELD	1:40.569	400	THURTL	50.270	26	97	PLATT	2:31.004	2:31.232	0.228
27	10	BRUNSDON	1:41.032	10	BRUNSDON	50.549	27	39	PARAPANOS	2:31.213	2:32.606	1.393
28	97	PLATT	1:41.163	66	SMITH	50.717	28	10	BRUNSDON	2:31.581	2:32.940	1.359
29	39	PARAPANOS	1:41.163	333	STUBBERFIELD	51.264	29	333	STUBBERFIELD	2:31.833	2:32.118	0.285
30	83	CHAPPELL	1:41.206	118	HALL	51.357	30	83	CHAPPELL	2:32.973	2:32.973	0.000
31	55	JOLLIFFE	1:41.525	87	CLEARY	51.429	31	87	CLEARY	2:33.102	2:33.664	0.562
32	87	CLEARY	1:41.673	83	CHAPPELL	51.767	32	55	JOLLIFFE	2:34.489	2:34.489	0.000
33	118	HALL	1:43.906	96	BELIOSSI	51.999	33	118	HALL	2:35.263	2:35.263	0.000
34	96	BELIOSSI	1:44.061	311	WARD	52.302	34	96	BELIOSSI	2:36.060	2:36.060	0.000
35	75	ADEDOTUN	1:44.321	75	ADEDOTUN	52.846	35	311	WARD	2:37.130	2:37.130	0.000
36	311	WARD	1:44.828	55	JOLLIFFE	52.964	36	75	ADEDOTUN	2:37.167	2:37.167	0.000
37	57	BUCKHAM	1:45.400	18	HIGGINS	52.970	37	57	BUCKHAM	2:38.910	2:39.781	0.871
38	18	HIGGINS	1:46.512	57	BUCKHAM	53.510	38	18	HIGGINS	2:39.482	2:39.871	0.389
39	64	MALIN	1:50.582	64	MALIN	58.532	39	64	MALIN	2:49.114	2:53.035	3.921

Weather / Track : Cloudy / Dry

Snetterton 300

Circuit Length = 2.9689 miles

Start: 09:54 Flag 10:05 End: 10:08

Results can be found at [www.tsl-timing.com](http://www.tsl-timing.com)

Printed - 10:08 Saturday, 29 May 2021



# BMCRC - MRO Championships 2021 - Rnd 2 @ Snetterton 300

## ACU Team Green Junior Cup & Senior 300

### QUALIFYING - STATISTICS

**Competitors Started** 39  
**Planned Start** 2021-05-29 @ 09:53:00.000  
**Actual Start** 2021-05-29 @ 09:54:05.632  
**Finish Time** 2021-05-29 @ 10:05:53.627  
**Track Length** 2.9689mi.  
**Total Laps** 196  
**Total Distance Covered** 581.9066mi.

### Session Fastest Lap History

NO	CL	NAME	LAP TIME	TIME OF DAY	LAP	VEHICLE
113	J	Mikey HARDIE	<b>2:23.963</b>	09:56:40.031	1	Kawasaki NINJA 400
14	J	Finn SMART-WEEDEN	<b>2:23.483</b>	09:56:40.491	1	Kawasaki NINJA 400
130	J	Owen MELLOR	<b>2:23.327</b>	09:56:40.660	1	Kawasaki NINJA 300
130	J	Owen MELLOR	<b>2:17.358</b>	09:58:58.018	2	Kawasaki NINJA 300
113	J	Mikey HARDIE	<b>2:16.709</b>	10:01:14.989	3	Kawasaki NINJA 400
113	J	Mikey HARDIE	<b>2:15.950</b>	10:03:30.938	4	Kawasaki NINJA 400

### Flag History

TYPE	TIME OF DAY
GREEN	09:54:05.632
FINISH	10:05:53.627

### Flag Statistics

TYPE	COUNT	TOTAL LAPS	TOTAL TIME
Green	1	6	14:25.635
Red	0	0	0.000
Safety Car	0	0	0.000
FCY	0	0	0.000

# BMCRC - MRO Championships 2021 - Rnd 2 @ Snetterton 300

## ACU Team Green Junior Cup & Senior 300

### QUALIFYING - STATISTICS

CLASS : J

19 Starters

#### Fastest Lap History

NO	NAME	LAP TIME	TIME OF DAY	LAP	VEHICLE
113	Mikey HARDIE	2:23.963	09:56:40.031	1	Kawasaki NINJA 400
14	Finn SMART-WEEDEN	2:23.483	09:56:40.491	1	Kawasaki NINJA 400
130	Owen MELLOR	2:23.327	09:56:40.660	1	Kawasaki NINJA 300
130	Owen MELLOR	2:17.358	09:58:58.018	2	Kawasaki NINJA 300
113	Mikey HARDIE	2:16.709	10:01:14.989	3	Kawasaki NINJA 400
113	Mikey HARDIE	2:15.950	10:03:30.938	4	Kawasaki NINJA 400

Weather / Track : Cloudy / Dry

Results can be found at [www.tsl-timing.com](http://www.tsl-timing.com)

Page 2 of 4

Snetterton 300  
Circuit Length = 2.9689 miles  
Start: 09:54 Flag 10:05 End: 10:08

Printed - 10:08 Saturday, 29 May 2021

# BMCRC - MRO Championships 2021 - Rnd 2 @ Snetterton 300

## ACU Team Green Junior Cup & Senior 300

### QUALIFYING - STATISTICS

CLASS : S

19 Starters

#### Fastest Lap History

NO	NAME	LAP TIME	TIME OF DAY	LAP	VEHICLE
8	Phil ATKINSON	<b>2:25.074</b>	09:56:41.725	1	Kawasaki NINJA 300
8	Phil ATKINSON	<b>2:19.768</b>	09:59:01.492	2	Kawasaki NINJA 300
8	Phil ATKINSON	<b>2:19.278</b>	10:06:02.424	5	Kawasaki NINJA 300

Weather / Track : Cloudy / Dry

Results can be found at [www.tsl-timing.com](http://www.tsl-timing.com)

Page 3 of 4

Snetterton 300  
Circuit Length = 2.9689 miles  
Start: 09:54 Flag 10:05 End: 10:08

Printed - 10:08 Saturday, 29 May 2021

# BMCRC - MRO Championships 2021 - Rnd 2 @ Snetterton 300

## ACU Team Green Junior Cup & Senior 300

### QUALIFYING - STATISTICS

CLASS : 12s

1 Starters

#### Fastest Lap History

NO	NAME	LAP TIME	TIME OF DAY	LAP	VEHICLE
311	Nathan-Ellis WARD	<b>2:46.482</b>	09:57:27.151	1	Kawasaki NINJA 300
311	Nathan-Ellis WARD	<b>2:41.973</b>	10:00:09.124	2	Kawasaki NINJA 300
311	Nathan-Ellis WARD	<b>2:38.223</b>	10:02:47.347	3	Kawasaki NINJA 300
311	Nathan-Ellis WARD	<b>2:37.130</b>	10:05:24.477	4	Kawasaki NINJA 300

# BMCRC - MRO Championships 2021 - Rnd 2 @ Snetterton 300



## ACU Team Green Junior Cup & Senior 300

### RACE 3 - GRID (5 Laps)



ROW 14	42		41		40	88	David COURT		
		2:53.035		2:39.871		2:39.781			
ROW 13	39	64	Jamie MALIN	38	18	George HIGGINS	37	57	Richard BUCKHAM
	2:37.167		2:37.130		2:36.060				
ROW 12	36	75	Jonathan ADEDOTUN	35	311	Nathan-Ellis WARD	34	96	Giovanni BELIOSSI
	2:35.263		2:34.489		2:33.664				
ROW 11	33	118	Max HALL	32	55	Ben JOLLIFFE	31	87	James CLEARY
	2:32.973		2:32.940		2:32.606				
ROW 10	30	83	Simon CHAPPELL	29	10	Mike BRUNSDON	28	39	Peter PARAPANOS
	2:32.118		2:31.232		2:30.790				
ROW 9	27	333	Mark STUBBERFIELD	26	97	Ben PLATT	25	66	Mark SMITH
	2:30.388		2:30.301		2:30.023				
ROW 8	24	48	Kevin SABBARTON	23	400	Stuart THURTL	22	26	Nicholas BETTRIDGE
	2:29.497		2:29.024		2:27.683				
ROW 7	21	45	Jake MARSH	20	24	Darren STOLTON	19	19	James O'MARA
	2:26.592		2:26.268		2:24.558				
ROW 6	18	32	Conor MURRAY	17	70	Justin WHITE	16	65	Konrad BREESE
	2:24.434		2:23.861		2:23.837				
ROW 5	15	34	Oliver ARBON	14	81	Keo WALKER	13	777	Maximus HARDY
	2:23.725		2:23.108		2:22.789				
ROW 4	12	60	Lennon DOCHERTY	11	61	Kathryn WALKER	10	0	Graeme HARDIE
	2:21.476		2:21.173		2:20.240				
ROW 3	9	77	Joe WHITE	8	69	Danny HUSKINSON	7	131	Dylan MELLOR
	2:19.278		2:18.064						
ROW 2	6	8	Phil ATKINSON	5	50	Fred McMULLAN	4	196	Jack KIRSCH
	2:16.212		2:16.005		2:15.950				
ROW 1	3	14	Finn SMART-WEEDEN	2	130	Owen MELLOR	1	113	Mikey HARDIE
								<b>Pole</b>	

Snetterton 300

Circuit Length = 2.9689 miles

These results are provisional until the conclusion of any judicial and technical matters.

Clerk Of Course :	Stewards :	Timekeeper : Craig Smith
-------------------	------------	--------------------------

Results can be found at [www.tsl-timing.com](http://www.tsl-timing.com)

Printed - 10:09 Saturday, 29 May 2021



# BMCRC - MRO Championships 2021 - Rnd 2 @ Snetterton 300



## ACU Team Green Junior Cup & Senior 300

### RACE 3 - CLASSIFICATION - AMENDED

# Kawasaki

POS	NO	CL	PIC NAME	ENTRY	LAPS	TIME	GAP	DIFF	MPH	BEST	ON
1	14	J	1 Finn SMART-WEEDEN	Kawasaki NINJA 400 - Mum and Dad	4	9:15.283			76.99	2:16.707	3
2	196	J	2 Jack KIRSCH	Kawasaki NINJA 400 - Core Formwork	4	9:15.374	0.091	0.091	76.97	2:16.781	3
3	50	J	3 Fred McMULLAN	Kawasaki NINJA 300 - Orwell motorcycles Ipswich	4	9:22.126	6.843	6.752	76.05	2:18.493	2
4	69	S	1 Danny HUSKINSON	Kawasaki NINJA 300 - art of racing	4	9:23.636	8.353	1.510	75.85	2:18.503	3
5	8	S	2 Phil ATKINSON	Kawasaki NINJA 300 - Rose mot centre	4	9:23.921	8.638	0.285	75.81	2:19.081	3
6	60	J	4 Lennon DOCHERTY	Kawasaki NINJA 300 - Doc Fit Training	4	9:27.490	12.207	3.569	75.33	2:19.956	4
7	61	S	3 Kathryn WALKER	Kawasaki NINJA - Think Bike Gear & AutoSmart Prt	4	9:27.862	12.579	0.372	75.28	2:19.077	4
8	77	J	5 Joe WHITE	Kawasaki NINJA 300 - Just In Graphics /MZ CONTF	4	9:28.103	12.820	0.241	75.25	2:19.539	4
9	777	J	6 Maximus HARDY	Kawasaki NINJA 400 - DAD	4	9:34.070	18.787	5.967	74.47	2:21.035	4
10	81	J	7 Keo WALKER	Kawasaki NINJA 300 - Martin Wight Electrical	4	9:34.303	19.020	0.233	74.44	2:21.141	4
11	65	S	4 Konrad BREESE	Kawasaki NINJA 300 - STIHL Racing	4	9:38.171	22.888	3.868	73.94	2:22.613	4
12	34	J	8 Oliver ARBON	Kawasaki NINJA 400 - It plumbing and heating	4	9:44.712	29.429	6.541	73.11	2:24.119	4
13	19	J	9 James O'MARA	Kawasaki NINJA 300 - BRP Machining Ltd	4	9:45.331	30.048	0.619	73.03	2:23.260	3
14	70	S	5 Justin WHITE	Kawasaki NINJA 300 - Just In Graphics	4	9:45.722	30.439	0.391	72.99	2:24.004	4
15	32	S	6 Conor MURRAY	Kawasaki NINJA 300 -	4	9:48.796	33.513	3.074	72.60	2:25.075	3
16	66	S	7 Mark SMITH	Kawasaki NINJA 300 - MHP EXHAUST S	4	10:05.524	50.241	16.728	70.60	2:27.867	4
17	400	S	8 Stuart THURTL	Kawasaki NINJA 400 - TeamTortoise Racing	4	10:07.239	51.956	1.715	70.40	2:27.828	4
18	55	J	10 Ben JOLLIFFE	Kawasaki NINJA 300 -	4	10:08.261	52.978	1.022	70.28	2:27.744	4
19	26	S	9 Nicholas BETTRIDGE	Kawasaki NINJA - Weald builders	4	10:08.336	53.053	0.075	70.27	2:29.269	4
20	48	S	10 Kevin SABBARTON	Kawasaki NINJA 300 -	4	10:09.257	53.974	0.921	70.17	2:29.494	3
21	88	S	11 David COURT	Kawasaki NINJA 300 -	4	10:09.522	54.239	0.265	70.14	2:29.664	4
22	87	J	11 James CLEARY	Kawasaki NINJA 300 -	4	10:11.788	56.505	2.266	69.88	2:29.239	3
23	39	S	12 Peter PARAPANOS	Kawasaki NINJA 300 - AMR Glasgow Kawasaki	4	10:18.747	1:03.464	6.959	69.09	2:29.627	4
24	83	S	13 Simon CHAPPELL	Kawasaki NINJA 300 -	4	10:19.234	1:03.951	0.487	69.04	2:29.993	3
25	10	S	14 Mike BRUNSDON	Kawasaki NINJA 300 - CF Fairford	4	10:19.901	1:04.618	0.667	68.96	2:30.310	3
26	333	S	15 Mark STUBBERFIELD	Kawasaki NINJA 300 -	4	10:21.558	1:06.275	1.657	68.78	2:30.937	3
27	96	S	16 Giovanni BELIOSSI	Kawasaki NINJA 300 - ASR Accident Storage Reco	4	10:27.086	1:11.803	5.528	68.17	2:32.847	4
28	97*	J	12 Ben PLATT	Kawasaki NINJA 400 - adss ltd	4	10:27.338	1:12.055	0.252	68.14	2:31.607	3
29	75	S	17 Jonathan ADEDOTUN	Kawasaki NINJA 300 -	4	10:29.839	1:14.556	2.501	67.87	2:34.626	3
30	311	12s	1 Nathan-ELLIS WARD	Kawasaki NINJA 300 - Zipped up racing	4	10:56.028	1:40.745	26.189	65.16	2:38.128	2
31	18	J	13 George HIGGINS	Kawasaki NINJA 300 - Aztec Racing	4	11:00.236	1:44.953	4.208	64.75	2:39.858	4
32	118	J	14 Max HALL	Kawasaki NINJA 300 - Racecraft rider development	4	11:01.937	1:46.654	1.701	64.58	2:42.794	4
33	64	J	15 Jamie MALIN	Kawasaki NINJA 300 -	4	11:05.018	1:49.735	3.081	64.28	2:40.937	3

#### NOT CLASSIFIED

DNF	45*	J	Jake MARSH	Kawasaki NINJA 300 - Zipped Up Racing	3	7:50.780	1 Lap	1 Lap	68.10	2:29.798	2
DQ	24	S	Darren STOLTON	Kawasaki NINJA 300 -							

#### FASTEST LAP

14	J	Finn SMART-WEEDEN	Kawasaki NINJA 400 - Mum and Dad	3	2:16.707	78.18 mph	125.82 kph
69	S	Danny HUSKINSON	Kawasaki NINJA 300 - art of racing	3	2:18.503	77.16 mph	124.19 kph
311	12s	Nathan-ELLIS WARD	Kawasaki NINJA 300 - Zipped up racing	2	2:38.128	67.59 mph	108.77 kph

Bike 14 - Re-instated to results

Bike 24 - Disqualified - failing post race technical inspection

\* Bikes 45 & 97 - 10 second penalty - jump start

Class J - 92.5% of Race Speed = 71.21 mph

Class S - 92.5% of Race Speed = 70.16 mph

Class 12s - 92.5% of Race Speed = 60.27 mph

Snetterton 300: 2.9689 miles

Race Distance: 4 Laps / 11.87 miles

Start: 12:30 Flag 12:39 End: 12:41

Weather / Track : Cloudy / Dry

These results are provisional until the conclusion of any judicial and technical matters.

Clerk Of Course :	Stewards :	Timekeeper : Craig Smith
-------------------	------------	--------------------------

Results can be found at [www.tsl-timing.com](http://www.tsl-timing.com)

Printed - 14:09 Saturday, 29 May 2021



# BMCRC - MRO Championships 2021 - Rnd 2 @ Snetterton 300

## ACU Team Green Junior Cup & Senior 300

### RACE 3 - LAP CHART

LAP 1 @ 12:32:55.118			LAP 2 @ 12:35:12.973			LAP 3 @ 12:37:29.680			LAP 4 @ 12:39:47.049		
NO	BEHIND	LAP TIME	NO	BEHIND	LAP TIME	NO	BEHIND	LAP TIME	NO	BEHIND	LAP TIME
14		2:23.352	14		2:17.855	14		2:16.707	14		2:17.369
196	0.792	2:24.144	196	0.137	2:17.200	196	0.211	2:16.781	196	0.091	2:17.249
8	1.495	2:24.847	50	3.057	2:18.493	50	4.964	2:18.614	50	6.843	2:19.248
69	1.647	2:24.999	8	3.411	2:19.771	69	5.476	2:18.503	69	8.353	2:20.246
50	2.419	2:25.771	69	3.680	2:19.888	8	5.785	2:19.081	8	8.638	2:20.222
77	3.575	2:26.927	60	5.923	2:20.114	60	9.620	2:20.404	60	12.207	2:19.956
60	3.664	2:27.016	77	6.482	2:20.762	77	10.650	2:20.875	61	12.579	2:19.077
61	4.129	2:27.481	61	7.128	2:20.854	61	10.871	2:20.450	77	12.820	2:19.539
777	5.337	2:28.689	777	9.190	2:21.708	777	15.121	2:22.638	777	18.787	2:21.035
81	5.846	2:29.198	81	9.333	2:21.342	81	15.248	2:22.622	81	19.020	2:21.141
65	6.258	2:29.610	65	11.540	2:23.137	65	17.644	2:22.811	65	22.888	2:22.613
34	7.062	2:30.414	34	14.598	2:25.391	34	22.679	2:24.788	34	29.429	2:24.119
70	7.931	2:31.283	70	15.253	2:25.177	19	23.745	2:23.260	19	30.048	2:23.672
32	9.576	2:32.928	32	16.844	2:25.123	70	23.804	2:25.258	70	30.439	2:24.004
19	9.831	2:33.183	19	17.192	2:25.216	32	25.212	2:25.075	24	32.397	2:24.341
24	10.498	2:33.850	24	17.646	2:25.003	24	25.425	2:24.486	32	33.513	2:25.670
26	14.031	2:37.383	26	27.127	2:30.951	66	39.743	2:29.149	66	50.241	2:27.867
400	14.163	2:37.515	66	27.301	2:30.617	26	41.153	2:30.733	400	51.956	2:27.828
66	14.539	2:37.891	88	27.454	2:30.500	400	41.497	2:30.226	55	52.978	2:27.744
88	14.809	2:38.161	400	27.978	2:31.670	48	41.558	2:29.494	26	53.053	2:29.269
97	15.762	2:39.114	45	28.733	2:29.798	88	41.944	2:31.197	48	53.974	2:29.785
48	16.664	2:40.016	48	28.771	2:29.962	55	42.603	2:29.312	88	54.239	2:29.664
45	16.790	2:40.142	55	29.998	2:29.262	45	42.866	2:30.840	87	56.505	2:29.413
55	18.591	2:41.943	97	30.817	2:32.910	87	44.461	2:29.239	97	1:02.055	2:33.707
83	18.918	2:42.270	87	31.929	2:30.382	97	45.717	2:31.607	39	1:03.464	2:29.627
87	19.402	2:42.754	10	33.138	2:30.874	83	46.614	2:29.993	83	1:03.951	2:34.706
10	20.119	2:43.471	83	33.328	2:32.265	10	46.741	2:30.310	10	1:04.618	2:35.246
96	21.650	2:45.002	39	38.096	2:33.771	39	51.206	2:29.817	333	1:06.275	2:31.142
39	22.180	2:45.532	96	38.167	2:34.372	333	52.502	2:30.937	96	1:11.803	2:32.847
75	22.419	2:45.771	333	38.272	2:33.575	96	56.325	2:34.865	75	1:14.556	2:34.674
333	22.552	2:45.904	75	39.332	2:34.768	75	57.251	2:34.626	311	1:40.745	2:38.254
118	28.232	2:51.584	311	50.411	2:38.128	311	1:19.860	2:46.156	18	1:44.953	2:39.858
311	30.138	2:53.490	118	53.870	2:43.493	118	1:21.229	2:44.066	118	1:46.654	2:42.794
64	30.787	2:54.139	18	57.292	2:44.321	18	1:22.464	2:41.879	64	1:49.735	2:44.486
18	30.826	2:54.178	64	58.388	2:45.456	64	1:22.618	2:40.937			

Weather / Track : Cloudy / Dry

Snetterton 300

Circuit Length = 2.9689 miles

Start: 12:30 Flag 12:39 End: 12:41

Results can be found at [www.tsl-timing.com](http://www.tsl-timing.com)

Printed - 12:42 Saturday, 29 May 2021

# BMCRC - MRO Championships 2021 - Rnd 2 @ Snetterton 300

## ACU Team Green Junior Cup & Senior 300

### RACE 3 - SECTOR ANALYSIS



SECTOR 1 = FL to I1, SECTOR 2 = I1 to FL, DIFF = Difference To Personal Best Lap, P = Crossed Finish Line in Pit Lane, D = Time Disallowed

P1 14 J		Finn SMART-WEEDEN		Kawasaki NINJA 400 - Mum and Dad		
IDEAL LAP TIME : 2:16.707		BEST LAP TIME : 2:16.707		DIFFERENCE : 0.000		
LAP	SECTOR 1	SECTOR 2	LAP TIME	MPH	DIFF	TIME OF DAY
1 -		45.705	2:23.352	74.55	6.645	12:32:55.118
2 -	1:31.991	45.864	2:17.855 (3)	77.53	1.148	12:35:12.973
3 -	<b>1:31.164</b>	<b>45.543</b>	<b>2:16.707 (1)</b>	<b>78.18</b>		<b>12:37:29.680</b>
4 -	1:31.456	45.913	2:17.369 (2)	77.80	0.662	12:39:47.049

P2 196 J		Jack KIRSCH		Kawasaki NINJA 400 - Core Formwork		
IDEAL LAP TIME : 2:16.230		BEST LAP TIME : 2:16.781		DIFFERENCE : 0.551		
LAP	SECTOR 1	SECTOR 2	LAP TIME	MPH	DIFF	TIME OF DAY
1 -		45.373	2:24.144	74.14	7.363	12:32:55.910
2 -	1:31.323	45.877	2:17.200 (2)	77.90	0.419	12:35:13.110
3 -	1:31.834	<b>44.947</b>	<b>2:16.781 (1)</b>	<b>78.14</b>		<b>12:37:29.891</b>
4 -	<b>1:31.283</b>	45.966	2:17.249 (3)	77.87	0.468	12:39:47.140

P3 50 J		Fred McMULLAN		Kawasaki NINJA 300 - Orwell motorcycles Ipswich		
IDEAL LAP TIME : 2:18.173		BEST LAP TIME : 2:18.493		DIFFERENCE : 0.320		
LAP	SECTOR 1	SECTOR 2	LAP TIME	MPH	DIFF	TIME OF DAY
1 -		<b>46.024</b>	2:25.771	73.32	7.278	12:32:57.537
2 -	1:32.421	46.072	<b>2:18.493 (1)</b>	<b>77.17</b>		<b>12:35:16.030</b>
3 -	<b>1:32.149</b>	46.465	2:18.614 (2)	77.10	0.121	12:37:34.644
4 -	1:32.623	46.625	2:19.248 (3)	76.75	0.755	12:39:53.892

P4 69 S		Danny HUSKINSON		Kawasaki NINJA 300 - art of racing		
IDEAL LAP TIME : 2:18.304		BEST LAP TIME : 2:18.503		DIFFERENCE : 0.199		
LAP	SECTOR 1	SECTOR 2	LAP TIME	MPH	DIFF	TIME OF DAY
1 -		<b>45.994</b>	2:24.999	73.71	6.496	12:32:56.765
2 -	1:33.736	46.152	2:19.888 (2)	76.40	1.385	12:35:16.653
3 -	1:32.402	46.101	<b>2:18.503 (1)</b>	<b>77.16</b>		<b>12:37:35.156</b>
4 -	<b>1:32.310</b>	47.936	2:20.246 (3)	76.20	1.743	12:39:55.402

P5 8 S		Phil ATKINSON		Kawasaki NINJA 300 - Rose mot centre		
IDEAL LAP TIME : 2:18.081		BEST LAP TIME : 2:19.081		DIFFERENCE : 1.000		
LAP	SECTOR 1	SECTOR 2	LAP TIME	MPH	DIFF	TIME OF DAY
1 -		<b>45.852</b>	2:24.847	73.78	5.766	12:32:56.613
2 -	1:33.857	45.914	2:19.771 (2)	76.46	0.690	12:35:16.384
3 -	1:32.672	46.409	<b>2:19.081 (1)</b>	<b>76.84</b>		<b>12:37:35.465</b>
4 -	<b>1:32.229</b>	47.993	2:20.222 (3)	76.22	1.141	12:39:55.687

P6 60 J		Lennon DOCHERTY		Kawasaki NINJA 300 - Doc Fit Training		
IDEAL LAP TIME : 2:19.543		BEST LAP TIME : 2:19.956		DIFFERENCE : 0.413		
LAP	SECTOR 1	SECTOR 2	LAP TIME	MPH	DIFF	TIME OF DAY
1 -		<b>46.353</b>	2:27.016	72.69	7.060	12:32:58.782
2 -	1:33.573	46.541	2:20.114 (2)	76.28	0.158	12:35:18.896
3 -	1:33.814	46.590	2:20.404 (3)	76.12	0.448	12:37:39.300
4 -	<b>1:33.190</b>	46.766	<b>2:19.956 (1)</b>	<b>76.36</b>		<b>12:39:59.256</b>

P7 61 S		Kathryn WALKER		Kawasaki NINJA - Think Bike Gear & AutoSmart Preston		
IDEAL LAP TIME : 2:19.077		BEST LAP TIME : 2:19.077		DIFFERENCE : 0.000		
LAP	SECTOR 1	SECTOR 2	LAP TIME	MPH	DIFF	TIME OF DAY
1 -		46.423	2:27.481	72.47	8.404	12:32:59.247
2 -	1:34.718	46.136	2:20.854 (3)	75.88	1.777	12:35:20.101
3 -	1:33.979	46.471	2:20.450 (2)	76.09	1.373	12:37:40.551
4 -	<b>1:33.127</b>	<b>45.950</b>	<b>2:19.077 (1)</b>	<b>76.85</b>		<b>12:39:59.628</b>

Weather / Track : Cloudy / Dry

Snetterton 300  
 Circuit Length = 2.9689 miles  
 Start: 12:30 Flag 12:39 End: 12:41



# BMCRC - MRO Championships 2021 - Rnd 2 @ Snetterton 300

## ACU Team Green Junior Cup & Senior 300

### RACE 3 - SECTOR ANALYSIS



SECTOR 1 = FL to I1, SECTOR 2 = I1 to FL, DIFF = Difference To Personal Best Lap, P = Crossed Finish Line in Pit Lane, D = Time Disallowed

P8 77 J		Joe WHITE		Kawasaki NINJA 300 - Just In Graphics /MZ CONTRACTS/ Silver		
IDEAL LAP TIME : 2:19.539		BEST LAP TIME : 2:19.539		DIFFERENCE : 0.000		
LAP	SECTOR 1	SECTOR 2	LAP TIME	MPH	DIFF	TIME OF DAY
1 -		47.039	2:26.927	72.74	7.388	12:32:58.693
2 -	1:34.472	46.290	2:20.762 (2)	75.93	1.223	12:35:19.455
3 -	1:34.688	46.187	2:20.875 (3)	75.86	1.336	12:37:40.330
4 -	<b>1:33.396</b>	<b>46.143</b>	<b>2:19.539 (1)</b>	<b>76.59</b>		<b>12:39:59.869</b>

P9 777 J		Maximus HARDY		Kawasaki NINJA 400 - DAD		
IDEAL LAP TIME : 2:21.035		BEST LAP TIME : 2:21.035		DIFFERENCE : 0.000		
LAP	SECTOR 1	SECTOR 2	LAP TIME	MPH	DIFF	TIME OF DAY
1 -		46.704	2:28.689	71.88	7.654	12:33:00.455
2 -	1:35.177	46.531	2:21.708 (2)	75.42	0.673	12:35:22.163
3 -	1:35.919	46.719	2:22.638 (3)	74.93	1.603	12:37:44.801
4 -	<b>1:34.625</b>	<b>46.410</b>	<b>2:21.035 (1)</b>	<b>75.78</b>		<b>12:40:05.836</b>

P10 81 J		Keo WALKER		Kawasaki NINJA 300 - Martin Wight Electrical		
IDEAL LAP TIME : 2:21.111		BEST LAP TIME : 2:21.141		DIFFERENCE : 0.030		
LAP	SECTOR 1	SECTOR 2	LAP TIME	MPH	DIFF	TIME OF DAY
1 -		46.946	2:29.198	71.63	8.057	12:33:00.964
2 -	<b>1:34.598</b>	46.744	2:21.342 (2)	75.61	0.201	12:35:22.306
3 -	1:35.730	46.892	2:22.622 (3)	74.93	1.481	12:37:44.928
4 -	1:34.628	<b>46.513</b>	<b>2:21.141 (1)</b>	<b>75.72</b>		<b>12:40:06.069</b>

P11 65 S		Konrad BREESE		Kawasaki NINJA 300 - STIHL Racing		
IDEAL LAP TIME : 2:22.433		BEST LAP TIME : 2:22.613		DIFFERENCE : 0.180		
LAP	SECTOR 1	SECTOR 2	LAP TIME	MPH	DIFF	TIME OF DAY
1 -		47.364	2:29.610	71.43	6.997	12:33:01.376
2 -	1:35.996	47.141	2:23.137 (3)	74.67	0.524	12:35:24.513
3 -	1:35.777	<b>47.034</b>	2:22.811 (2)	74.84	0.198	12:37:47.324
4 -	<b>1:35.399</b>	47.214	<b>2:22.613 (1)</b>	<b>74.94</b>		<b>12:40:09.937</b>

P12 34 J		Oliver ARBON		Kawasaki NINJA 400 - tt plumbing and heating		
IDEAL LAP TIME : 2:24.119		BEST LAP TIME : 2:24.119		DIFFERENCE : 0.000		
LAP	SECTOR 1	SECTOR 2	LAP TIME	MPH	DIFF	TIME OF DAY
1 -		47.808	2:30.414	71.05	6.295	12:33:02.180
2 -	1:37.293	48.098	2:25.391 (3)	73.51	1.272	12:35:27.571
3 -	1:36.735	48.053	2:24.788 (2)	73.81	0.669	12:37:52.359
4 -	<b>1:36.409</b>	<b>47.710</b>	<b>2:24.119 (1)</b>	<b>74.16</b>		<b>12:40:16.478</b>

P13 19 J		James O'MARA		Kawasaki NINJA 300 - BRP Machining Ltd		
IDEAL LAP TIME : 2:23.174		BEST LAP TIME : 2:23.260		DIFFERENCE : 0.086		
LAP	SECTOR 1	SECTOR 2	LAP TIME	MPH	DIFF	TIME OF DAY
1 -		48.012	2:33.183	69.77	9.923	12:33:04.949
2 -	1:37.218	47.998	2:25.216 (3)	73.60	1.956	12:35:30.165
3 -	1:35.581	<b>47.679</b>	<b>2:23.260 (1)</b>	<b>74.60</b>		<b>12:37:53.425</b>
4 -	<b>1:35.495</b>	48.177	2:23.672 (2)	74.39	0.412	12:40:17.097

P14 70 S		Justin WHITE		Kawasaki NINJA 300 - Just In Graphics		
IDEAL LAP TIME : 2:23.897		BEST LAP TIME : 2:24.004		DIFFERENCE : 0.107		
LAP	SECTOR 1	SECTOR 2	LAP TIME	MPH	DIFF	TIME OF DAY
1 -		<b>47.735</b>	2:31.283	70.64	7.279	12:33:03.049
2 -	1:37.041	48.136	2:25.177 (2)	73.62	1.173	12:35:28.226
3 -	1:36.824	48.434	2:25.258 (3)	73.57	1.254	12:37:53.484
4 -	<b>1:36.162</b>	47.842	<b>2:24.004 (1)</b>	<b>74.22</b>		<b>12:40:17.488</b>

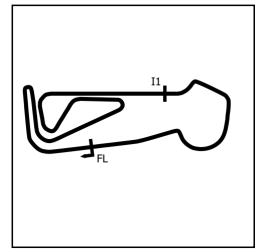
Weather / Track : Cloudy / Dry

Snetterton 300  
Circuit Length = 2.9689 miles  
Start: 12:30 Flag 12:39 End: 12:41

# BMCRC - MRO Championships 2021 - Rnd 2 @ Snetterton 300

## ACU Team Green Junior Cup & Senior 300

### RACE 3 - SECTOR ANALYSIS



SECTOR 1 = FL to I1, SECTOR 2 = I1 to FL, DIFF = Difference To Personal Best Lap, P = Crossed Finish Line in Pit Lane, D = Time Disallowed

P15 24 S		Darren STOLTON		Kawasaki NINJA 300 -		
IDEAL LAP TIME : 2:24.215		BEST LAP TIME : 2:24.341		DIFFERENCE : 0.126		
LAP	SECTOR 1	SECTOR 2	LAP TIME	MPH	DIFF	TIME OF DAY
1 -		48.675	2:33.850	69.47	9.509	12:33:05.616
2 -	1:36.662	48.341	2:25.003 (3)	73.70	0.662	12:35:30.619
3 -	1:36.282	<b>48.204</b>	2:24.486 (2)	73.97	0.145	12:37:55.105
4 -	<b>1:36.011</b>	48.330	<b>2:24.341 (1)</b>	<b>74.04</b>		<b>12:40:19.446</b>

P16 32 S		Conor MURRAY		Kawasaki NINJA 300 -		
IDEAL LAP TIME : 2:24.386		BEST LAP TIME : 2:25.075		DIFFERENCE : 0.689		
LAP	SECTOR 1	SECTOR 2	LAP TIME	MPH	DIFF	TIME OF DAY
1 -		48.363	2:32.928	69.88	7.853	12:33:04.694
2 -	1:37.166	<b>47.957</b>	2:25.123 (2)	73.64	0.048	12:35:29.817
3 -	1:36.829	48.246	<b>2:25.075 (1)</b>	<b>73.67</b>		<b>12:37:54.892</b>
4 -	<b>1:36.429</b>	49.241	2:25.670 (3)	73.37	0.595	12:40:20.562

P17 66 S		Mark SMITH		Kawasaki NINJA 300 - MHP EXHAUST'S		
IDEAL LAP TIME : 2:27.867		BEST LAP TIME : 2:27.867		DIFFERENCE : 0.000		
LAP	SECTOR 1	SECTOR 2	LAP TIME	MPH	DIFF	TIME OF DAY
1 -		49.895	2:37.891	67.69	10.024	12:33:09.657
2 -	1:40.182	50.435	2:30.617 (3)	70.96	2.750	12:35:40.274
3 -	1:39.814	49.335	2:29.149 (2)	71.66	1.282	12:38:09.423
4 -	<b>1:38.891</b>	<b>48.976</b>	<b>2:27.867 (1)</b>	<b>72.28</b>		<b>12:40:37.290</b>

P18 400 S		Stuart THURTLE		Kawasaki NINJA 400 - TeamTortoise Racing		
IDEAL LAP TIME : 2:27.828		BEST LAP TIME : 2:27.828		DIFFERENCE : 0.000		
LAP	SECTOR 1	SECTOR 2	LAP TIME	MPH	DIFF	TIME OF DAY
1 -		49.671	2:37.515	67.85	9.687	12:33:09.281
2 -	1:40.708	50.962	2:31.670 (3)	70.46	3.842	12:35:40.951
3 -	1:39.920	50.306	2:30.226 (2)	71.14	2.398	12:38:11.177
4 -	<b>1:38.717</b>	<b>49.111</b>	<b>2:27.828 (1)</b>	<b>72.30</b>		<b>12:40:39.005</b>

P19 55 J		Ben JOLLIFFE		Kawasaki NINJA 300 -		
IDEAL LAP TIME : 2:27.543		BEST LAP TIME : 2:27.744		DIFFERENCE : 0.201		
LAP	SECTOR 1	SECTOR 2	LAP TIME	MPH	DIFF	TIME OF DAY
1 -		50.398	2:41.943	65.99	14.199	12:33:13.709
2 -	1:38.909	50.353	2:29.262 (2)	71.60	1.518	12:35:42.971
3 -	<b>1:38.412</b>	50.900	2:29.312 (3)	71.58	1.568	12:38:12.283
4 -	1:38.613	<b>49.131</b>	<b>2:27.744 (1)</b>	<b>72.34</b>		<b>12:40:40.027</b>

P20 26 S		Nicholas BETTRIDGE		Kawasaki NINJA - Weald builders		
IDEAL LAP TIME : 2:29.269		BEST LAP TIME : 2:29.269		DIFFERENCE : 0.000		
LAP	SECTOR 1	SECTOR 2	LAP TIME	MPH	DIFF	TIME OF DAY
1 -		49.719	2:37.383	67.91	8.114	12:33:09.149
2 -	1:40.547	50.404	2:30.951 (3)	70.80	1.682	12:35:40.100
3 -	1:40.585	50.148	2:30.733 (2)	70.90	1.464	12:38:10.833
4 -	<b>1:39.879</b>	<b>49.390</b>	<b>2:29.269 (1)</b>	<b>71.60</b>		<b>12:40:40.102</b>

P21 48 S		Kevin SABBARTON		Kawasaki NINJA 300 -		
IDEAL LAP TIME : 2:29.307		BEST LAP TIME : 2:29.494		DIFFERENCE : 0.187		
LAP	SECTOR 1	SECTOR 2	LAP TIME	MPH	DIFF	TIME OF DAY
1 -		50.073	2:40.016	66.79	10.522	12:33:11.782
2 -	1:39.842	50.120	2:29.962 (3)	71.27	0.468	12:35:41.744
3 -	<b>1:39.256</b>	50.238	<b>2:29.494 (1)</b>	<b>71.49</b>		<b>12:38:11.238</b>
4 -	1:39.734	<b>50.051</b>	2:29.785 (2)	71.35	0.291	12:40:41.023

Weather / Track : Cloudy / Dry

Snetterton 300  
Circuit Length = 2.9689 miles  
Start: 12:30 Flag 12:39 End: 12:41

# BMCRC - MRO Championships 2021 - Rnd 2 @ Snetterton 300

## ACU Team Green Junior Cup & Senior 300

### RACE 3 - SECTOR ANALYSIS



SECTOR 1 = FL to I1, SECTOR 2 = I1 to FL, DIFF = Difference To Personal Best Lap, P = Crossed Finish Line in Pit Lane, D = Time Disallowed

P22 88 S		David COURT		Kawasaki NINJA 300 -		
IDEAL LAP TIME : 2:27.838		BEST LAP TIME : 2:29.664		DIFFERENCE : 1.826		
LAP	SECTOR 1	SECTOR 2	LAP TIME	MPH	DIFF	TIME OF DAY
1 -		<b>48.269</b>	2:38.161	67.57	8.497	12:33:09.927
2 -	1:40.066	50.434	2:30.500 (2)	71.01	0.836	12:35:40.427
3 -	1:40.573	50.624	2:31.197 (3)	70.68	1.533	12:38:11.624
4 -	<b>1:39.569</b>	50.095	<b>2:29.664 (1)</b>	<b>71.41</b>		<b>12:40:41.288</b>

P23 87 J		James CLEARY		Kawasaki NINJA 300 -		
IDEAL LAP TIME : 2:29.239		BEST LAP TIME : 2:29.239		DIFFERENCE : 0.000		
LAP	SECTOR 1	SECTOR 2	LAP TIME	MPH	DIFF	TIME OF DAY
1 -		50.082	2:42.754	65.66	13.515	12:33:14.520
2 -	1:40.039	50.343	2:30.382 (3)	71.07	1.143	12:35:44.902
3 -	<b>1:39.750</b>	<b>49.489</b>	<b>2:29.239 (1)</b>	<b>71.61</b>		<b>12:38:14.141</b>
4 -	1:39.764	49.649	2:29.413 (2)	71.53	0.174	12:40:43.554

P24 39 S		Peter PARAPANOS		Kawasaki NINJA 300 - AMR Glasgow Kawasaki		
IDEAL LAP TIME : 2:28.932		BEST LAP TIME : 2:29.627		DIFFERENCE : 0.695		
LAP	SECTOR 1	SECTOR 2	LAP TIME	MPH	DIFF	TIME OF DAY
1 -		50.454	2:45.532	64.56	15.905	12:33:17.298
2 -	1:42.338	51.433	2:33.771 (3)	69.50	4.144	12:35:51.069
3 -	<b>1:39.710</b>	50.107	2:29.817 (2)	71.34	0.190	12:38:20.886
4 -	1:40.405	<b>49.222</b>	<b>2:29.627 (1)</b>	<b>71.43</b>		<b>12:40:50.513</b>

P25 83 S		Simon CHAPPELL		Kawasaki NINJA 300 -		
IDEAL LAP TIME : 2:29.993		BEST LAP TIME : 2:29.993		DIFFERENCE : 0.000		
LAP	SECTOR 1	SECTOR 2	LAP TIME	MPH	DIFF	TIME OF DAY
1 -		50.539	2:42.270	65.86	12.277	12:33:14.036
2 -	1:40.641	51.624	2:32.265 (2)	70.19	2.272	12:35:46.301
3 -	<b>1:39.538</b>	<b>50.455</b>	<b>2:29.993 (1)</b>	<b>71.25</b>		<b>12:38:16.294</b>
4 -	1:40.418	54.288	2:34.706 (3)	69.08	4.713	12:40:51.000

P26 10 S		Mike BRUNSDON		Kawasaki NINJA 300 - CF Fairford		
IDEAL LAP TIME : 2:30.310		BEST LAP TIME : 2:30.310		DIFFERENCE : 0.000		
LAP	SECTOR 1	SECTOR 2	LAP TIME	MPH	DIFF	TIME OF DAY
1 -		50.582	2:43.471	65.38	13.161	12:33:15.237
2 -	1:40.283	50.591	2:30.874 (2)	70.84	0.564	12:35:46.111
3 -	<b>1:40.227</b>	<b>50.083</b>	<b>2:30.310 (1)</b>	<b>71.10</b>		<b>12:38:16.421</b>
4 -	1:40.237	55.009	2:35.246 (3)	68.84	4.936	12:40:51.667

P27 333 S		Mark STUBBERFIELD		Kawasaki NINJA 300 -		
IDEAL LAP TIME : 2:30.295		BEST LAP TIME : 2:30.937		DIFFERENCE : 0.642		
LAP	SECTOR 1	SECTOR 2	LAP TIME	MPH	DIFF	TIME OF DAY
1 -		<b>50.292</b>	2:45.904	64.42	14.967	12:33:17.670
2 -	1:41.695	51.880	2:33.575 (3)	69.59	2.638	12:35:51.245
3 -	<b>1:40.003</b>	50.934	<b>2:30.937 (1)</b>	<b>70.81</b>		<b>12:38:22.182</b>
4 -	1:40.462	50.680	2:31.142 (2)	70.71	0.205	12:40:53.324

P28 96 S		Giovanni BELIOSSI		Kawasaki NINJA 300 - ASR Accident Storage Recovery		
IDEAL LAP TIME : 2:32.847		BEST LAP TIME : 2:32.847		DIFFERENCE : 0.000		
LAP	SECTOR 1	SECTOR 2	LAP TIME	MPH	DIFF	TIME OF DAY
1 -		51.817	2:45.002	64.77	12.155	12:33:16.768
2 -	1:42.345	52.027	2:34.372 (2)	69.23	1.525	12:35:51.140
3 -	1:43.211	51.654	2:34.865 (3)	69.01	2.018	12:38:26.005
4 -	<b>1:42.217</b>	<b>50.630</b>	<b>2:32.847 (1)</b>	<b>69.92</b>		<b>12:40:58.852</b>

Weather / Track : Cloudy / Dry

Snetterton 300  
Circuit Length = 2.9689 miles  
Start: 12:30 Flag 12:39 End: 12:41

# BMCRC - MRO Championships 2021 - Rnd 2 @ Snetterton 300

## ACU Team Green Junior Cup & Senior 300

### RACE 3 - SECTOR ANALYSIS



SECTOR 1 = FL to I1, SECTOR 2 = I1 to FL, DIFF = Difference To Personal Best Lap, P = Crossed Finish Line in Pit Lane, D = Time Disallowed

P29 97 J Ben PLATT		Kawasaki NINJA 400 - adss ltd				
IDEAL LAP TIME : 2:31.396		BEST LAP TIME : 2:31.607		DIFFERENCE : 0.211		
LAP	SECTOR 1	SECTOR 2	LAP TIME	MPH	DIFF	TIME OF DAY
1 -		<b>50.076</b>	2:39.114	67.17	7.507	12:33:10.880
2 -	1:42.067	50.843	2:32.910 (2)	69.89	1.303	12:35:43.790
3 -	<b>1:41.320</b>	50.287	<b>2:31.607 (1)</b>	<b>70.49</b>		<b>12:38:15.397</b>
4 -	1:42.882	50.825	2:33.707 (3)	69.53	2.100	12:40:49.104

P30 75 S Jonathan ADEDOTUN		Kawasaki NINJA 300 -				
IDEAL LAP TIME : 2:32.825		BEST LAP TIME : 2:34.626		DIFFERENCE : 1.801		
LAP	SECTOR 1	SECTOR 2	LAP TIME	MPH	DIFF	TIME OF DAY
1 -		51.463	2:45.771	64.47	11.145	12:33:17.537
2 -	1:43.363	<b>51.405</b>	2:34.768 (3)	69.05	0.142	12:35:52.305
3 -	<b>1:41.420</b>	53.206	<b>2:34.626 (1)</b>	<b>69.12</b>		<b>12:38:26.931</b>
4 -	1:42.721	51.953	2:34.674 (2)	69.10	0.048	12:41:01.605

P31 311 12s Nathan-Ellis WARD		Kawasaki NINJA 300 - Zipped up racing				
IDEAL LAP TIME : 2:37.895		BEST LAP TIME : 2:38.128		DIFFERENCE : 0.233		
LAP	SECTOR 1	SECTOR 2	LAP TIME	MPH	DIFF	TIME OF DAY
1 -		52.494	2:53.490	61.60	15.362	12:33:25.256
2 -	<b>1:45.644</b>	52.484	<b>2:38.128 (1)</b>	<b>67.59</b>		<b>12:36:03.384</b>
3 -	1:53.664	52.492	2:46.156 (3)	64.32	8.028	12:38:49.540
4 -	1:46.003	<b>52.251</b>	2:38.254 (2)	67.53	0.126	12:41:27.794

P32 18 J George HIGGINS		Kawasaki NINJA 300 - Aztec Racing				
IDEAL LAP TIME : 2:39.858		BEST LAP TIME : 2:39.858		DIFFERENCE : 0.000		
LAP	SECTOR 1	SECTOR 2	LAP TIME	MPH	DIFF	TIME OF DAY
1 -		54.482	2:54.178	61.36	14.320	12:33:25.944
2 -	1:49.314	55.007	2:44.321 (3)	65.04	4.463	12:36:10.265
3 -	1:47.093	54.786	2:41.879 (2)	66.02	2.021	12:38:52.144
4 -	<b>1:46.237</b>	<b>53.621</b>	<b>2:39.858 (1)</b>	<b>66.85</b>		<b>12:41:32.002</b>

P33 118 J Max HALL		Kawasaki NINJA 300 - Racecraft rider development				
IDEAL LAP TIME : 2:41.780		BEST LAP TIME : 2:42.794		DIFFERENCE : 1.014		
LAP	SECTOR 1	SECTOR 2	LAP TIME	MPH	DIFF	TIME OF DAY
1 -		<b>52.755</b>	2:51.584	62.29	8.790	12:33:23.350
2 -	<b>1:49.025</b>	54.468	2:43.493 (2)	65.37	0.699	12:36:06.843
3 -	1:50.361	53.705	2:44.066 (3)	65.14	1.272	12:38:50.909
4 -	1:49.251	53.543	<b>2:42.794 (1)</b>	<b>65.65</b>		<b>12:41:33.703</b>

P34 64 J Jamie MALIN		Kawasaki NINJA 300 -				
IDEAL LAP TIME : 2:40.670		BEST LAP TIME : 2:40.937		DIFFERENCE : 0.267		
LAP	SECTOR 1	SECTOR 2	LAP TIME	MPH	DIFF	TIME OF DAY
1 -		<b>54.464</b>	2:54.139	61.37	13.202	12:33:25.905
2 -	1:49.425	56.031	2:45.456 (3)	64.59	4.519	12:36:11.361
3 -	<b>1:46.206</b>	54.731	<b>2:40.937 (1)</b>	<b>66.41</b>		<b>12:38:52.298</b>
4 -	1:48.288	56.198	2:44.486 (2)	64.97	3.549	12:41:36.784

P35 45 J Jake MARSH		Kawasaki NINJA 300 - Zipped Up Racing				
IDEAL LAP TIME : 2:29.376		BEST LAP TIME : 2:29.798		DIFFERENCE : 0.422		
LAP	SECTOR 1	SECTOR 2	LAP TIME	MPH	DIFF	TIME OF DAY
1 -		<b>49.792</b>	2:40.142 (3)	66.74	10.344	12:33:11.908
2 -	<b>1:39.584</b>	50.214	<b>2:29.798 (1)</b>	<b>71.34</b>		<b>12:35:41.706</b>
3 -	1:40.067	50.773	2:30.840 (2)	70.85	1.042	12:38:12.546

Weather / Track : Cloudy / Dry

Snetterton 300  
Circuit Length = 2.9689 miles  
Start: 12:30 Flag 12:39 End: 12:41

# BMCRC - MRO Championships 2021 - Rnd 2 @ Snetterton 300

## ACU Team Green Junior Cup & Senior 300

### RACE 3 - BEST SECTORS

SECTOR 1				SECTOR 2				IDEAL / BEST COMPARISON				
POS	NO	NAME	TIME	NO	NAME	TIME	POS	NO	NAME	IDEAL	BEST	DIFF
1	14	SMART-WEEDEN	1:31.164	196	KIRSCH	44.947	1	196	KIRSCH	2:16.230	2:16.781	0.551
2	196	KIRSCH	1:31.283	14	SMART-WEEDEN	45.543	2	14	SMART-WEEDEN	2:16.707	2:16.707	0.000
3	50	McMULLAN	1:32.149	8	ATKINSON	45.852	3	8	ATKINSON	2:18.081	2:19.081	1.000
4	8	ATKINSON	1:32.229	61	WALKER	45.950	4	50	McMULLAN	2:18.173	2:18.493	0.320
5	69	HUSKINSON	1:32.310	69	HUSKINSON	45.994	5	69	HUSKINSON	2:18.304	2:18.503	0.199
6	61	WALKER	1:33.127	50	McMULLAN	46.024	6	61	WALKER	2:19.077	2:19.077	0.000
7	60	DOCHERTY	1:33.190	77	WHITE	46.143	7	77	WHITE	2:19.539	2:19.539	0.000
8	77	WHITE	1:33.396	60	DOCHERTY	46.353	8	60	DOCHERTY	2:19.543	2:19.956	0.413
9	81	WALKER	1:34.598	777	HARDY	46.410	9	777	HARDY	2:21.035	2:21.035	0.000
10	777	HARDY	1:34.625	81	WALKER	46.513	10	81	WALKER	2:21.111	2:21.141	0.030
11	65	BREESE	1:35.399	65	BREESE	47.034	11	65	BREESE	2:22.433	2:22.613	0.180
12	19	O'MARA	1:35.495	19	O'MARA	47.679	12	19	O'MARA	2:23.174	2:23.260	0.086
13	24	STOLTON	1:36.011	34	ARBON	47.710	13	70	WHITE	2:23.897	2:24.004	0.107
14	70	WHITE	1:36.162	70	WHITE	47.735	14	34	ARBON	2:24.119	2:24.119	0.000
15	34	ARBON	1:36.409	32	MURRAY	47.957	15	24	STOLTON	2:24.215	2:24.341	0.126
16	32	MURRAY	1:36.429	24	STOLTON	48.204	16	32	MURRAY	2:24.386	2:25.075	0.689
17	55	JOLLIFFE	1:38.412	88	COURT	48.269	17	55	JOLLIFFE	2:27.543	2:27.744	0.201
18	400	THURTLÉ	1:38.717	66	SMITH	48.976	18	400	THURTLÉ	2:27.828	2:27.828	0.000
19	66	SMITH	1:38.891	400	THURTLÉ	49.111	19	88	COURT	2:27.838	2:29.664	1.826
20	48	SABBARTON	1:39.256	55	JOLLIFFE	49.131	20	66	SMITH	2:27.867	2:27.867	0.000
21	83	CHAPPELL	1:39.538	39	PARAPANOS	49.222	21	39	PARAPANOS	2:28.932	2:29.627	0.695
22	88	COURT	1:39.569	26	BETTRIDGE	49.390	22	87	CLEARY	2:29.239	2:29.239	0.000
23	45	MARSH	1:39.584	87	CLEARY	49.489	23	26	BETTRIDGE	2:29.269	2:29.269	0.000
24	39	PARAPANOS	1:39.710	45	MARSH	49.792	24	48	SABBARTON	2:29.307	2:29.494	0.187
25	87	CLEARY	1:39.750	48	SABBARTON	50.051	25	45	MARSH	2:29.376	2:29.798	0.422
26	26	BETTRIDGE	1:39.879	97	PLATT	50.076	26	83	CHAPPELL	2:29.993	2:29.993	0.000
27	333	STUBBERFIELD	1:40.003	10	BRUNSDON	50.083	27	333	STUBBERFIELD	2:30.295	2:30.937	0.642
28	10	BRUNSDON	1:40.227	333	STUBBERFIELD	50.292	28	10	BRUNSDON	2:30.310	2:30.310	0.000
29	97	PLATT	1:41.320	83	CHAPPELL	50.455	29	97	PLATT	2:31.396	2:31.607	0.211
30	75	ADEDOTUN	1:41.420	96	BELIOSSI	50.630	30	75	ADEDOTUN	2:32.825	2:34.626	1.801
31	96	BELIOSSI	1:42.217	75	ADEDOTUN	51.405	31	96	BELIOSSI	2:32.847	2:32.847	0.000
32	311	WARD	1:45.644	311	WARD	52.251	32	311	WARD	2:37.895	2:38.128	0.233
33	64	MALIN	1:46.206	118	HALL	52.755	33	18	HIGGINS	2:39.858	2:39.858	0.000
34	18	HIGGINS	1:46.237	18	HIGGINS	53.621	34	64	MALIN	2:40.670	2:40.937	0.267
35	118	HALL	1:49.025	64	MALIN	54.464	35	118	HALL	2:41.780	2:42.794	1.014

Weather / Track : Cloudy / Dry

Snetterton 300

Circuit Length = 2.9689 miles

Start: 12:30 Flag 12:39 End: 12:41

Results can be found at [www.tsl-timing.com](http://www.tsl-timing.com)

Printed - 12:42 Saturday, 29 May 2021

# BMCRC - MRO Championships 2021 - Rnd 2 @ Snetterton 300

## ACU Team Green Junior Cup & Senior 300

### RACE 3 - STATISTICS

**Competitors Started** 35  
**Planned Start** 2021-05-29 @ 12:16:00.000  
**Actual Start** 2021-05-29 @ 12:30:31.765  
**Finish Time** 2021-05-29 @ 12:39:47.048  
**Track Length** 2.9689mi.  
**Total Laps** 139  
**Total Distance Covered** 412.6787mi.

#### Session Fastest Lap History

NO	CL	NAME	LAP TIME	TIME OF DAY	LAP	VEHICLE
14	J	Finn SMART-WEEDEN	<b>2:23.352</b>	12:32:55.137	1	Kawasaki NINJA 400
14	J	Finn SMART-WEEDEN	<b>2:17.855</b>	12:35:12.992	2	Kawasaki NINJA 400
196	J	Jack KIRSCH	<b>2:17.200</b>	12:35:13.096	2	Kawasaki NINJA 400
14	J	Finn SMART-WEEDEN	<b>2:16.707</b>	12:37:29.699	3	Kawasaki NINJA 400

#### Session Leader History

NO	CL	NAME	FROM LAP	LAPS LED	DISTANCE	VEHICLE
14	J	Finn SMART-WEEDEN	1	4	11.87 miles	Kawasaki NINJA 400

#### Flag History

TYPE	TIME OF DAY
GREEN	12:30:31.765
FINISH	12:39:47.048

#### Flag Statistics

TYPE	COUNT	TOTAL LAPS	TOTAL TIME
Green	1	4	11:15.873
Red	0	0	0.000
Safety Car	0	0	0.000
FCY	0	0	0.000

# BMCRC - MRO Championships 2021 - Rnd 2 @ Snetterton 300

## ACU Team Green Junior Cup & Senior 300

### RACE 3 - STATISTICS

CLASS : J

16 Starters

#### Fastest Lap History

NO	NAME	LAP TIME	TIME OF DAY	LAP	VEHICLE
14	Finn SMART-WEEDEN	<b>2:23.352</b>	12:32:55.137	1	Kawasaki NINJA 400
14	Finn SMART-WEEDEN	<b>2:17.855</b>	12:35:12.992	2	Kawasaki NINJA 400
196	Jack KIRSCH	<b>2:17.200</b>	12:35:13.096	2	Kawasaki NINJA 400
14	Finn SMART-WEEDEN	<b>2:16.707</b>	12:37:29.699	3	Kawasaki NINJA 400

#### Leader History

NO	NAME	FROM LAP	LAPS LED	DISTANCE	VEHICLE
14	Finn SMART-WEEDEN	1	4	11.87 miles	Kawasaki NINJA 400

# BMCRC - MRO Championships 2021 - Rnd 2 @ Snetterton 300

## ACU Team Green Junior Cup & Senior 300

### RACE 3 - STATISTICS

**CLASS : S**

18 Starters

#### Fastest Lap History

NO	NAME	LAP TIME	TIME OF DAY	LAP	VEHICLE
8	Phil ATKINSON	<b>2:24.847</b>	12:32:56.617	1	Kawasaki NINJA 300
8	Phil ATKINSON	<b>2:19.771</b>	12:35:16.389	2	Kawasaki NINJA 300
69	Danny HUSKINSON	<b>2:18.503</b>	12:37:35.169	3	Kawasaki NINJA 300

#### Leader History

NO	NAME	FROM LAP	LAPS LED	DISTANCE	VEHICLE
8	Phil ATKINSON	1	2	5.93 miles	Kawasaki NINJA 300
69	Danny HUSKINSON	3	2	5.93 miles	Kawasaki NINJA 300



# BMCRC - MRO Championships 2021 - Rnd 2 @ Snetterton 300

## ACU Team Green Junior Cup & Senior 300

### RACE 3 - STATISTICS

CLASS : 12s

1 Starters

#### Fastest Lap History

NO	NAME	LAP TIME	TIME OF DAY	LAP	VEHICLE
311	Nathan-Ellis WARD	2:53.490	12:33:25.261	1	Kawasaki NINJA 300
311	Nathan-Ellis WARD	2:38.128	12:36:03.389	2	Kawasaki NINJA 300

#### Leader History

NO	NAME	FROM LAP	LAPS LED	DISTANCE	VEHICLE
311	Nathan-Ellis WARD	1	4	11.87 miles	Kawasaki NINJA 300

**BMCRC - MRO Championships 2021 - Rnd 2 @ Snetterton 300**



**ACU Team Green Junior Cup & Senior 300**

**RACE 13 - GRID - AMENDED (5 Laps)**



ROW 14	42		41		40	24	Darren STOLTON					
ROW 13		39	57	Richard BUCKHAM	38	0	Graeme HARDIE	37	131	Dylan MELLOR		
ROW 12	36	130	Owen MELLOR	35	113	Mikey HARDIE	34	118	Max HALL	2:42.794		
ROW 11			33	64	Jamie MALIN	32	18	George HIGGINS	31	311	Nathan-Ellis WARD	
ROW 10			30	75	Jonathan ADEDOTUN	29	96	Giovanni BELIOSSI	28	97	Ben PLATT	
ROW 9				27	333	Mark STUBBERFIELD	26	10	Mike BRUNSDON	25	83	Simon CHAPPELL
ROW 8			24	45	Jake MARSH	23	88	David COURT	22	39	Peter PARAPANOS	
ROW 7				21	48	Kevin SABBARTON	20	26	Nicholas BETTRIDGE	19	87	James CLEARY
ROW 6			18	66	Mark SMITH	17	400	Stuart THURTLÉ	16	55	Ben JOLLIFFE	
ROW 5				15	32	Conor MURRAY	14	34	Oliver ARBON	13	70	Justin WHITE
ROW 4			12	19	James O'MARA	11	65	Konrad BREESE	10	81	Keo WALKER	
ROW 3				9	777	Maximus HARDY	8	60	Lennon DOCHERTY	7	77	Joe WHITE
ROW 2			6	8	Phil ATKINSON	5	61	Kathryn WALKER	4	69	Danny HUSKINSON	
ROW 1				3	50	Fred McMULLAN	2	196	Jack KIRSCH	1	14	Finn SMART-WEEDEN

**Pole**



These results are provisional until the conclusion of any judicial and technical matters.

Snetterton 300  
Circuit Length = 2.9689 miles

Clerk Of Course :	Stewards :	Timekeeper : Craig Smith
-------------------	------------	--------------------------

Results can be found at [www.tsl-timing.com](http://www.tsl-timing.com)

Printed - 14:10 Saturday, 29 May 2021



# BMCRC - MRO Championships 2021 - Rnd 2 @ Snetterton 300



## ACU Team Green Junior Cup & Senior 300

### RACE 13 - CLASSIFICATION

# Kawasaki

POS	NO	CL	PIC NAME	ENTRY	LAPS	TIME	GAP	DIFF	MPH	BEST	ON
1	14	J	1 Finn SMART-WEEDEN	Kawasaki NINJA 400 - Mum and Dad	5	11:31.829			77.24	2:16.234	4
2	50	J	2 Fred McMULLAN	Kawasaki NINJA 300 - Orwell motorcycles Ipswich	5	11:37.361	5.532	5.532	76.63	2:17.840	3
3	196	J	3 Jack KIRSCH	Kawasaki NINJA 400 - Core Formwork	5	11:37.710	5.881	0.349	76.59	2:18.058	5
4	8	S	1 Phil ATKINSON	Kawasaki NINJA 300 - Rose mot centre	5	11:49.406	17.577	11.696	75.33	2:19.365	3
5	131	J	4 Dylan MELLOR	Kawasaki NINJA 300 - Team Mellor Racing	5	11:55.141	23.312	5.735	74.72	2:20.515	5
6	61	S	2 Kathryn WALKER	Kawasaki NINJA - Think Bike Gear & AutoSmart Pre	5	11:55.281	23.452	0.140	74.71	2:20.607	3
7	81	J	5 Keo WALKER	Kawasaki NINJA 300 - Martin Wight Electrical	5	11:55.710	23.881	0.429	74.66	2:21.526	3
8	77	J	6 Joe WHITE	Kawasaki NINJA 300 - Just In Graphics /MZ CONTR	5	11:55.935	24.106	0.225	74.64	2:21.526	4
9	777	J	7 Maximus HARDY	Kawasaki NINJA 400 - DAD	5	11:59.784	27.955	3.849	74.24	2:20.662	4
10	19	J	8 James O'MARA	Kawasaki NINJA 300 - BRP Machining Ltd	5	11:59.895	28.066	0.111	74.23	2:20.852	5
11	60	J	9 Lennon DOCHERTY	Kawasaki NINJA 300 - Doc Fit Training	5	12:00.078	28.249	0.183	74.21	2:21.417	5
12	34	J	10 Oliver ARBON	Kawasaki NINJA 400 - tt plumbing and heating	5	12:14.516	42.687	14.438	72.75	2:23.955	5
13	32	S	3 Conor MURRAY	Kawasaki NINJA 300 -	5	12:16.496	44.667	1.980	72.56	2:24.523	5
14	70	S	4 Justin WHITE	Kawasaki NINJA 300 - Just In Graphics	5	12:24.712	52.883	8.216	71.75	2:27.170	2
15	24	S	5 Darren STOLTON	Kawasaki NINJA 300 -	5	12:27.423	55.594	2.711	71.49	2:26.161	4
16	55	J	11 Ben JOLLIFFE	Kawasaki NINJA 300 -	5	12:27.556	55.727	0.133	71.48	2:27.601	2
17	0	S	6 Graeme HARDIE	Kawasaki NINJA 400 - 113 Events Ltd	5	12:37.606	1:05.777	10.050	70.53	2:26.445	5
18	26	S	7 Nicholas BETTRIDGE	Kawasaki NINJA - Weald builders	5	12:39.720	1:07.891	2.114	70.34	2:28.635	5
19	400	S	8 Stuart THURTL	Kawasaki NINJA 400 - TeamTortoise Racing	5	12:40.506	1:08.677	0.786	70.26	2:29.079	3
20	48	S	9 Kevin SABBARTON	Kawasaki NINJA 300 -	5	12:41.347	1:09.518	0.841	70.19	2:28.171	5
21	88	S	10 David COURT	Kawasaki NINJA 300 -	5	12:42.570	1:10.741	1.223	70.07	2:29.856	3
22	87	J	12 James CLEARY	Kawasaki NINJA 300 -	5	12:42.587	1:10.758	0.017	70.07	2:29.819	4
23	97	J	13 Ben PLATT	Kawasaki NINJA 400 - adss ltd	5	12:46.347	1:14.518	3.760	69.73	2:30.357	4
24	333	S	11 Mark STUBBERFIELD	Kawasaki NINJA 300 -	5	12:48.527	1:16.698	2.180	69.53	2:29.227	4
25	66	S	12 Mark SMITH	Kawasaki NINJA 300 - MHP EXHAUST'S	5	12:49.195	1:17.366	0.668	69.47	2:31.958	4
26	39	S	13 Peter PARAPANOS	Kawasaki NINJA 300 - AMR Glasgow Kawasaki	5	12:50.298	1:18.469	1.103	69.37	2:30.159	5
27	10	S	14 Mike BRUNSDON	Kawasaki NINJA 300 - CF Fairford	5	12:51.493	1:19.664	1.195	69.26	2:31.502	5
28	83	S	15 Simon CHAPPELL	Kawasaki NINJA 300 -	5	12:51.750	1:19.921	0.257	69.24	2:31.061	4
29	75	S	16 Jonathan ADEDOTUN	Kawasaki NINJA 300 -	5	12:53.647	1:21.818	1.897	69.07	2:32.661	4
30	96*	S	17 Giovanni BELIOSSI	Kawasaki NINJA 300 - ASR Accident Storage Recov	5	13:08.664	1:36.835	15.017	67.76	2:34.505	3
31	64	J	14 Jamie MALIN	Kawasaki NINJA 300 -	5	13:20.619	1:48.790	11.955	66.74	2:35.373	5
32	311	12s	1 Nathan-ELLIS WARD	Kawasaki NINJA 300 - Zipped up racing	5	13:29.258	1:57.429	8.639	66.03	2:37.817	4
33	18	J	15 George HIGGINS	Kawasaki NINJA 300 - Aztec Racing	5	13:32.886	2:01.057	3.628	65.74	2:37.421	3
34	118	J	16 Max HALL	Kawasaki NINJA 300 - Racecraft rider development	5	13:35.225	2:03.396	2.339	65.55	2:39.711	3

#### NOT CLASSIFIED

DNF	130	J	Owen MELLOR	Kawasaki NINJA 300 - Team Mellor Racing	2	4:52.230	3 Laps	3 Laps	73.14	2:20.469	2
DNF	69	S	Danny HUSKINSON	Kawasaki NINJA 300 - art of racing	1	2:27.105	4 Laps	1 Lap	72.65	2:27.105	1
DNF	65	S	Konrad BREESE	Kawasaki NINJA 300 - STIHL Racing	1	2:31.121	4 Laps	4.016	70.72	2:31.121	1

#### FASTEST LAP

14	J	Finn SMART-WEEDEN	Kawasaki NINJA 400 - Mum and Dad	4	2:16.234	78.45 mph	126.25 kph
8	S	Phil ATKINSON	Kawasaki NINJA 300 - Rose mot centre	3	2:19.365	76.69 mph	123.42 kph
311	12s	Nathan-ELLIS WARD	Kawasaki NINJA 300 - Zipped up racing	4	2:37.817	67.72 mph	108.99 kph

\* Bike 96 - Please charge transponder - low battery

Class J - 92.5% of Race Speed = 71.44 mph

Class S - 92.5% of Race Speed = 69.68 mph

Class 12s - 92.5% of Race Speed = 61.07 mph

Snetterton 300: 2.9689 miles

Race Distance: 5 Laps / 14.84 miles

Start: 16:39 Flag 16:51 End: 16:53

Weather / Track : Cloudy / Dry

These results are provisional until the conclusion of any judicial and technical matters.

Clerk Of Course :	Stewards :	Timekeeper : Craig Smith
-------------------	------------	--------------------------

Results can be found at [www.tsl-timing.com](http://www.tsl-timing.com)

Printed - 16:54 Saturday, 29 May 2021



# BMCRC - MRO Championships 2021 - Rnd 2 @ Snetterton 300

## ACU Team Green Junior Cup & Senior 300

### RACE 13 - LAP CHART

LAP 1 @ 16:42:18.337			LAP 2 @ 16:44:36.250			LAP 3 @ 16:46:52.961			LAP 4 @ 16:49:09.195			LAP 5 @ 16:51:25.909		
NO	BEHIND	LAP TIME	NO	BEHIND	LAP TIME	NO	BEHIND	LAP TIME	NO	BEHIND	LAP TIME	NO	BEHIND	LAP TIME
14		2:24.257	14		2:17.913	14		2:16.711	14		2:16.234	14		2:16.714
196	0.095	2:24.352	196	0.702	2:18.520	50	2.212	2:17.840	50	4.220	2:18.242	50	5.532	2:18.026
50	0.630	2:24.887	50	1.083	2:18.366	196	2.524	2:18.533	196	4.537	2:18.247	196	5.881	2:18.058
69	2.848	2:27.105	8	5.534	2:20.561	8	8.188	2:19.365	8	11.921	2:19.967	8	17.577	2:22.370
8	2.886	2:27.143	81	7.192	2:21.898	61	11.329	2:20.607	61	18.030	2:22.935	131	23.312	2:20.515
77	2.950	2:27.207	77	7.317	2:22.280	81	12.007	2:21.526	77	18.318	2:21.526	61	23.452	2:22.136
60	2.953	2:27.210	60	7.326	2:22.286	77	13.026	2:22.420	81	18.723	2:22.950	81	23.881	2:21.872
81	3.207	2:27.464	61	7.433	2:21.777	131	14.845	2:21.362	131	19.511	2:20.900	77	24.106	2:22.502
61	3.569	2:27.826	130	10.060	2:20.469	60	17.418	2:26.803	60	23.546	2:22.362	777	27.955	2:20.997
65	6.864	2:31.121	131	10.194	2:20.866	19	19.206	2:23.639	777	23.672	2:20.662	19	28.066	2:20.852
34	7.109	2:31.366	19	12.278	2:21.948	777	19.244	2:22.648	19	23.928	2:20.956	60	28.249	2:21.417
131	7.241	2:31.498	777	13.307	2:23.748	34	25.940	2:25.686	34	35.446	2:25.740	34	42.687	2:23.955
777	7.472	2:31.729	34	16.965	2:27.769	32	26.668	2:25.734	32	36.858	2:26.424	32	44.667	2:24.523
130	7.504	2:31.761	32	17.645	2:25.542	70	30.144	2:27.493	70	41.660	2:27.750	70	52.883	2:27.937
19	8.243	2:32.500	70	19.362	2:27.170	55	31.980	2:27.642	55	44.508	2:28.762	24	55.594	2:26.337
32	10.016	2:34.273	55	21.049	2:27.601	24	36.044	2:27.075	24	45.971	2:26.161	55	55.727	2:27.933
70	10.105	2:34.362	24	25.680	2:27.435	26	42.008	2:31.127	26	55.970	2:30.196	0	1:05.777	2:26.445
55	11.361	2:35.618	26	27.592	2:31.607	400	42.088	2:29.079	0	56.046	2:27.004	26	1:07.891	2:28.635
66	13.791	2:38.048	48	28.567	2:31.914	48	42.894	2:31.038	400	56.301	2:30.447	400	1:08.677	2:29.090
26	13.898	2:38.155	87	28.786	2:30.879	88	43.110	2:29.856	88	57.175	2:30.299	48	1:09.518	2:28.171
48	14.566	2:38.823	400	29.720	2:31.822	87	44.004	2:31.929	87	57.589	2:29.819	88	1:10.741	2:30.280
88	14.810	2:39.067	66	29.832	2:33.954	66	45.247	2:32.126	48	58.061	2:31.401	87	1:10.758	2:29.883
400	15.811	2:40.068	88	29.965	2:33.068	0	45.276	2:29.064	97	1:00.493	2:30.357	97	1:14.518	2:30.739
87	15.820	2:40.077	97	32.402	2:32.559	97	46.370	2:30.679	66	1:00.971	2:31.958	333	1:16.698	2:31.582
24	16.158	2:40.415	75	32.724	2:33.532	83	48.223	2:31.259	333	1:01.830	2:29.227	66	1:17.366	2:33.109
75	17.105	2:41.362	0	32.923	2:32.846	75	48.705	2:32.692	83	1:03.050	2:31.061	39	1:18.469	2:30.159
39	17.387	2:41.644	10	33.563	2:32.711	333	48.837	2:31.128	10	1:04.876	2:32.045	10	1:19.664	2:31.502
97	17.756	2:42.013	83	33.675	2:31.592	10	49.065	2:32.213	39	1:05.024	2:31.717	83	1:19.921	2:33.585
0	17.990	2:42.247	333	34.420	2:31.974	39	49.541	2:31.176	75	1:05.132	2:32.661	75	1:21.818	2:33.400
10	18.765	2:43.022	39	35.076	2:35.602	96	55.839	2:34.505	96	1:16.793	2:37.188	96	1:36.835	2:36.756
83	19.996	2:44.253	96	38.045	2:34.727	64	1:10.859	2:38.162	64	1:30.131	2:35.506	64	1:48.790	2:35.373
333	20.359	2:44.616	64	49.408	2:38.964	18	1:12.025	2:37.421	18	1:34.374	2:38.583	311	1:57.429	2:38.404
96	21.231	2:45.488	118	51.192	2:41.414	311	1:14.156	2:38.304	311	1:35.739	2:37.817	18	2:01.057	2:43.397
118	27.691	2:51.948	18	51.315	2:39.941	118	1:14.192	2:39.711	118	1:38.151	2:40.193	118	2:03.396	2:41.959
64	28.357	2:52.614	311	52.563	2:41.066									
18	29.287	2:53.544												
311	29.410	2:53.667												

Weather / Track : Cloudy / Dry

Snetterton 300

Circuit Length = 2.9689 miles

Start: 16:39 Flag 16:51 End: 16:53

Results can be found at [www.tsl-timing.com](http://www.tsl-timing.com)

Printed - 16:54 Saturday, 29 May 2021

# BMCRC - MRO Championships 2021 - Rnd 2 @ Snetterton 300

## ACU Team Green Junior Cup & Senior 300

### RACE 13 - SECTOR ANALYSIS



SECTOR 1 = FL to I1, SECTOR 2 = I1 to FL, DIFF = Difference To Personal Best Lap, P = Crossed Finish Line in Pit Lane, D = Time Disallowed

P1 14 J Finn SMART-WEEDEN		Kawasaki NINJA 400 - Mum and Dad				
IDEAL LAP TIME : 2:16.187		BEST LAP TIME : 2:16.234		DIFFERENCE : 0.047		
LAP	SECTOR 1	SECTOR 2	LAP TIME	MPH	DIFF	TIME OF DAY
1 -		46.328	2:24.257	74.09	8.023	16:42:18.337
2 -	1:32.572	45.341	2:17.913	77.49	1.679	16:44:36.250
3 -	1:31.698	<b>45.013</b>	2:16.711 (2)	78.18	0.477	16:46:52.961
4 -	<b>1:31.174</b>	45.060	<b>2:16.234 (1)</b>	<b>78.45</b>		<b>16:49:09.195</b>
5 -	1:31.549	45.165	2:16.714 (3)	78.17	0.480	16:51:25.909

P2 50 J Fred McMULLAN		Kawasaki NINJA 300 - Orwell motorcycles Ipswich				
IDEAL LAP TIME : 2:17.359		BEST LAP TIME : 2:17.840		DIFFERENCE : 0.481		
LAP	SECTOR 1	SECTOR 2	LAP TIME	MPH	DIFF	TIME OF DAY
1 -		46.676	2:24.887	73.76	7.047	16:42:18.967
2 -	1:32.751	<b>45.615</b>	2:18.366	77.24	0.526	16:44:37.333
3 -	<b>1:31.744</b>	46.096	<b>2:17.840 (1)</b>	<b>77.53</b>		<b>16:46:55.173</b>
4 -	1:32.414	45.828	2:18.242 (3)	77.31	0.402	16:49:13.415
5 -	1:32.358	45.668	2:18.026 (2)	77.43	0.186	16:51:31.441

P3 196 J Jack KIRSCH		Kawasaki NINJA 400 - Core Formwork				
IDEAL LAP TIME : 2:17.662		BEST LAP TIME : 2:18.058		DIFFERENCE : 0.396		
LAP	SECTOR 1	SECTOR 2	LAP TIME	MPH	DIFF	TIME OF DAY
1 -		46.366	2:24.352	74.04	6.294	16:42:18.432
2 -	1:33.036	<b>45.484</b>	2:18.520 (3)	77.15	0.462	16:44:36.952
3 -	<b>1:32.178</b>	46.355	2:18.533	77.15	0.475	16:46:55.485
4 -	1:32.216	46.031	2:18.247 (2)	77.31	0.189	16:49:13.732
5 -	1:32.308	45.750	<b>2:18.058 (1)</b>	<b>77.41</b>		<b>16:51:31.790</b>

P4 8 S Phil ATKINSON		Kawasaki NINJA 300 - Rose mot centre				
IDEAL LAP TIME : 2:19.365		BEST LAP TIME : 2:19.365		DIFFERENCE : 0.000		
LAP	SECTOR 1	SECTOR 2	LAP TIME	MPH	DIFF	TIME OF DAY
1 -		46.817	2:27.143	72.63	7.778	16:42:21.223
2 -	1:34.817	45.744	2:20.561 (3)	76.03	1.196	16:44:41.784
3 -	<b>1:33.650</b>	<b>45.715</b>	<b>2:19.365 (1)</b>	<b>76.69</b>		<b>16:47:01.149</b>
4 -	1:33.701	46.266	2:19.967 (2)	76.36	0.602	16:49:21.116
5 -	1:35.592	46.778	2:22.370	75.07	3.005	16:51:43.486

P5 131 J Dylan MELLOR		Kawasaki NINJA 300 - Team Mellor Racing				
IDEAL LAP TIME : 2:19.709		BEST LAP TIME : 2:20.515		DIFFERENCE : 0.806		
LAP	SECTOR 1	SECTOR 2	LAP TIME	MPH	DIFF	TIME OF DAY
1 -		47.814	2:31.498	70.54	10.983	16:42:25.578
2 -	1:34.667	46.199	2:20.866 (2)	75.87	0.351	16:44:46.444
3 -	<b>1:33.630</b>	47.732	2:21.362	75.60	0.847	16:47:07.806
4 -	1:34.821	<b>46.079</b>	2:20.900 (3)	75.85	0.385	16:49:28.706
5 -	1:34.021	46.494	<b>2:20.515 (1)</b>	<b>76.06</b>		<b>16:51:49.221</b>

P6 61 S Kathryn WALKER		Kawasaki NINJA - Think Bike Gear & AutoSmart Preston				
IDEAL LAP TIME : 2:20.607		BEST LAP TIME : 2:20.607		DIFFERENCE : 0.000		
LAP	SECTOR 1	SECTOR 2	LAP TIME	MPH	DIFF	TIME OF DAY
1 -		46.743	2:27.826	72.30	7.219	16:42:21.906
2 -	1:34.385	47.392	2:21.777 (2)	75.38	1.170	16:44:43.683
3 -	<b>1:34.305</b>	<b>46.302</b>	<b>2:20.607 (1)</b>	<b>76.01</b>		<b>16:47:04.290</b>
4 -	1:35.593	47.342	2:22.935	74.77	2.328	16:49:27.225
5 -	1:35.369	46.767	2:22.136 (3)	75.19	1.529	16:51:49.361

Weather / Track : Cloudy / Dry

Snetterton 300  
Circuit Length = 2.9689 miles  
Start: 16:39 Flag 16:51 End: 16:53

# BMCRC - MRO Championships 2021 - Rnd 2 @ Snetterton 300

## ACU Team Green Junior Cup & Senior 300

### RACE 13 - SECTOR ANALYSIS



SECTOR 1 = FL to I1, SECTOR 2 = I1 to FL, DIFF = Difference To Personal Best Lap, P = Crossed Finish Line in Pit Lane, D = Time Disallowed

P7 81 J		Keo WALKER		Kawasaki NINJA 300 - Martin Wight Elecrical		
IDEAL LAP TIME : 2:21.154		BEST LAP TIME : 2:21.526		DIFFERENCE : 0.372		
LAP	SECTOR 1	SECTOR 2	LAP TIME	MPH	DIFF	TIME OF DAY
1 -		<b>46.677</b>	2:27.464	72.47	5.938	16:42:21.544
2 -	1:34.487	47.411	2:21.898 (3)	75.32	0.372	16:44:43.442
3 -	<b>1:34.477</b>	47.049	<b>2:21.526 (1)</b>	<b>75.52</b>		<b>16:47:04.968</b>
4 -	1:35.109	47.841	2:22.950	74.76	1.424	16:49:27.918
5 -	1:34.904	46.968	2:21.872 (2)	75.33	0.346	16:51:49.790

P8 77 J		Joe WHITE		Kawasaki NINJA 300 - Just In Graphics /MZ CONTRACTS/ Silve		
IDEAL LAP TIME : 2:20.959		BEST LAP TIME : 2:21.526		DIFFERENCE : 0.567		
LAP	SECTOR 1	SECTOR 2	LAP TIME	MPH	DIFF	TIME OF DAY
1 -		<b>46.776</b>	2:27.207	72.60	5.681	16:42:21.287
2 -	1:34.938	47.342	2:22.280 (2)	75.12	0.754	16:44:43.567
3 -	1:34.579	47.841	2:22.420 (3)	75.04	0.894	16:47:05.987
4 -	<b>1:34.183</b>	47.343	<b>2:21.526 (1)</b>	<b>75.52</b>		<b>16:49:27.513</b>
5 -	1:35.227	47.275	2:22.502	75.00	0.976	16:51:50.015

P9 777 J		Maximus HARDY		Kawasaki NINJA 400 - DAD		
IDEAL LAP TIME : 2:20.662		BEST LAP TIME : 2:20.662		DIFFERENCE : 0.000		
LAP	SECTOR 1	SECTOR 2	LAP TIME	MPH	DIFF	TIME OF DAY
1 -		47.846	2:31.729	70.44	11.067	16:42:25.809
2 -	1:36.828	46.920	2:23.748	74.35	3.086	16:44:49.557
3 -	1:35.325	47.323	2:22.648 (3)	74.92	1.986	16:47:12.205
4 -	<b>1:34.391</b>	<b>46.271</b>	<b>2:20.662 (1)</b>	<b>75.98</b>		<b>16:49:32.867</b>
5 -	1:34.459	46.538	2:20.997 (2)	75.80	0.335	16:51:53.864

P10 19 J		James O'MARA		Kawasaki NINJA 300 - BRP Machining Ltd		
IDEAL LAP TIME : 2:20.727		BEST LAP TIME : 2:20.852		DIFFERENCE : 0.125		
LAP	SECTOR 1	SECTOR 2	LAP TIME	MPH	DIFF	TIME OF DAY
1 -		48.473	2:32.500	70.08	11.648	16:42:26.580
2 -	1:34.660	47.288	2:21.948 (3)	75.29	1.096	16:44:48.528
3 -	1:35.647	47.992	2:23.639	74.40	2.787	16:47:12.167
4 -	1:34.501	<b>46.455</b>	2:20.956 (2)	75.82	0.104	16:49:33.123
5 -	<b>1:34.272</b>	46.580	<b>2:20.852 (1)</b>	<b>75.88</b>		<b>16:51:53.975</b>

P11 60 J		Lennon DOCHERTY		Kawasaki NINJA 300 - Doc Fit Training		
IDEAL LAP TIME : 2:20.979		BEST LAP TIME : 2:21.417		DIFFERENCE : 0.438		
LAP	SECTOR 1	SECTOR 2	LAP TIME	MPH	DIFF	TIME OF DAY
1 -		46.775	2:27.210	72.60	5.793	16:42:21.290
2 -	1:34.670	47.616	2:22.286 (2)	75.11	0.869	16:44:43.576
3 -	<b>1:34.359</b>	52.444	2:26.803	72.80	5.386	16:47:10.379
4 -	1:35.591	46.771	2:22.362 (3)	75.07	0.945	16:49:32.741
5 -	1:34.797	<b>46.620</b>	<b>2:21.417 (1)</b>	<b>75.57</b>		<b>16:51:54.158</b>

P12 34 J		Oliver ARBON		Kawasaki NINJA 400 - tt plumbing and heating		
IDEAL LAP TIME : 2:23.688		BEST LAP TIME : 2:23.955		DIFFERENCE : 0.267		
LAP	SECTOR 1	SECTOR 2	LAP TIME	MPH	DIFF	TIME OF DAY
1 -		48.238	2:31.366	70.61	7.411	16:42:25.446
2 -	1:40.227	<b>47.542</b>	2:27.769	72.32	3.814	16:44:53.215
3 -	1:37.231	48.455	2:25.686 (2)	73.36	1.731	16:47:18.901
4 -	1:37.128	48.612	2:25.740 (3)	73.33	1.785	16:49:44.641
5 -	<b>1:36.146</b>	47.809	<b>2:23.955 (1)</b>	<b>74.24</b>		<b>16:52:08.596</b>

Weather / Track : Cloudy / Dry

Snetterton 300  
Circuit Length = 2.9689 miles  
Start: 16:39 Flag 16:51 End: 16:53

# BMCRC - MRO Championships 2021 - Rnd 2 @ Snetterton 300

## ACU Team Green Junior Cup & Senior 300

### RACE 13 - SECTOR ANALYSIS



SECTOR 1 = FL to I1, SECTOR 2 = I1 to FL, DIFF = Difference To Personal Best Lap, P = Crossed Finish Line in Pit Lane, D = Time Disallowed

P13 32 S		Conor MURRAY		Kawasaki NINJA 300 -		
IDEAL LAP TIME : 2:23.994		BEST LAP TIME : 2:24.523		DIFFERENCE : 0.529		
LAP	SECTOR 1	SECTOR 2	LAP TIME	MPH	DIFF	TIME OF DAY
1 -		48.609	2:34.273	69.28	9.750	16:42:28.353
2 -	1:38.021	<b>47.521</b>	2:25.542 (2)	73.43	1.019	16:44:53.895
3 -	1:37.485	48.249	2:25.734 (3)	73.33	1.211	16:47:19.629
4 -	<b>1:36.473</b>	49.951	2:26.424	72.99	1.901	16:49:46.053
5 -	1:36.572	47.951	<b>2:24.523 (1)</b>	<b>73.95</b>		<b>16:52:10.576</b>

P14 70 S		Justin WHITE		Kawasaki NINJA 300 - Just In Graphics		
IDEAL LAP TIME : 2:26.891		BEST LAP TIME : 2:27.170		DIFFERENCE : 0.279		
LAP	SECTOR 1	SECTOR 2	LAP TIME	MPH	DIFF	TIME OF DAY
1 -		48.979	2:34.362	69.24	7.192	16:42:28.442
2 -	1:38.614	<b>48.556</b>	<b>2:27.170 (1)</b>	<b>72.62</b>		<b>16:44:55.612</b>
3 -	<b>1:38.335</b>	49.158	2:27.493 (2)	72.46	0.323	16:47:23.105
4 -	1:38.888	48.862	2:27.750 (3)	72.33	0.580	16:49:50.855
5 -	1:38.774	49.163	2:27.937	72.24	0.767	16:52:18.792

P15 24 S		Darren STOLTON		Kawasaki NINJA 300 -		
IDEAL LAP TIME : 2:25.939		BEST LAP TIME : 2:26.161		DIFFERENCE : 0.222		
LAP	SECTOR 1	SECTOR 2	LAP TIME	MPH	DIFF	TIME OF DAY
1 -		50.316	2:40.415	66.62	14.254	16:42:34.495
2 -	1:38.272	49.163	2:27.435	72.49	1.274	16:45:01.930
3 -	1:37.666	49.409	2:27.075 (3)	72.67	0.914	16:47:29.005
4 -	1:37.541	<b>48.620</b>	<b>2:26.161 (1)</b>	<b>73.12</b>		<b>16:49:55.166</b>
5 -	<b>1:37.319</b>	49.018	2:26.337 (2)	73.03	0.176	16:52:21.503

P16 55 J		Ben JOLLIFFE		Kawasaki NINJA 300 -		
IDEAL LAP TIME : 2:26.463		BEST LAP TIME : 2:27.601		DIFFERENCE : 1.138		
LAP	SECTOR 1	SECTOR 2	LAP TIME	MPH	DIFF	TIME OF DAY
1 -		49.775	2:35.618	68.68	8.017	16:42:29.698
2 -	1:38.139	49.462	<b>2:27.601 (1)</b>	<b>72.41</b>		<b>16:44:57.299</b>
3 -	<b>1:37.649</b>	49.993	2:27.642 (2)	72.39	0.041	16:47:24.941
4 -	1:38.198	50.564	2:28.762	71.84	1.161	16:49:53.703
5 -	1:39.119	<b>48.814</b>	2:27.933 (3)	72.24	0.332	16:52:21.636

P17 0 S		Graeme HARDIE		Kawasaki NINJA 400 - 113 Events Ltd		
IDEAL LAP TIME : 2:26.030		BEST LAP TIME : 2:26.445		DIFFERENCE : 0.415		
LAP	SECTOR 1	SECTOR 2	LAP TIME	MPH	DIFF	TIME OF DAY
1 -		49.922	2:42.247	65.87	15.802	16:42:36.327
2 -	1:41.350	51.496	2:32.846	69.92	6.401	16:45:09.173
3 -	1:40.593	<b>48.471</b>	2:29.064 (3)	71.70	2.619	16:47:38.237
4 -	<b>1:37.559</b>	49.445	2:27.004 (2)	72.70	0.559	16:50:05.241
5 -	1:37.802	48.643	<b>2:26.445 (1)</b>	<b>72.98</b>		<b>16:52:31.686</b>

P18 26 S		Nicholas BETTRIDGE		Kawasaki NINJA - Weald builders		
IDEAL LAP TIME : 2:28.635		BEST LAP TIME : 2:28.635		DIFFERENCE : 0.000		
LAP	SECTOR 1	SECTOR 2	LAP TIME	MPH	DIFF	TIME OF DAY
1 -		49.627	2:38.155	67.57	9.520	16:42:32.235
2 -	1:41.355	50.252	2:31.607	70.49	2.972	16:45:03.842
3 -	1:41.047	50.080	2:31.127 (3)	70.72	2.492	16:47:34.969
4 -	1:40.179	50.017	2:30.196 (2)	71.16	1.561	16:50:05.165
5 -	<b>1:39.292</b>	<b>49.343</b>	<b>2:28.635 (1)</b>	<b>71.90</b>		<b>16:52:33.800</b>

Weather / Track : Cloudy / Dry

Snetterton 300  
Circuit Length = 2.9689 miles  
Start: 16:39 Flag 16:51 End: 16:53

# BMCRC - MRO Championships 2021 - Rnd 2 @ Snetterton 300

## ACU Team Green Junior Cup & Senior 300

### RACE 13 - SECTOR ANALYSIS



SECTOR 1 = FL to I1, SECTOR 2 = I1 to FL, DIFF = Difference To Personal Best Lap, P = Crossed Finish Line in Pit Lane, D = Time Disallowed

P19 400 S		Stuart THURTLE		Kawasaki NINJA 400 - TeamTortoise Racing		
IDEAL LAP TIME : 2:28.243		BEST LAP TIME : 2:29.079		DIFFERENCE : 0.836		
LAP	SECTOR 1	SECTOR 2	LAP TIME	MPH	DIFF	TIME OF DAY
1 -		50.086	2:40.068	66.77	10.989	16:42:34.148
2 -	1:40.815	51.007	2:31.822	70.39	2.743	16:45:05.970
3 -	1:39.905	<b>49.174</b>	<b>2:29.079 (1)</b>	<b>71.69</b>		<b>16:47:35.049</b>
4 -	1:40.364	50.083	2:30.447 (3)	71.04	1.368	16:50:05.496
5 -	<b>1:39.069</b>	50.021	2:29.090 (2)	71.68	0.011	16:52:34.586

P20 48 S		Kevin SABBARTON		Kawasaki NINJA 300 -		
IDEAL LAP TIME : 2:28.171		BEST LAP TIME : 2:28.171		DIFFERENCE : 0.000		
LAP	SECTOR 1	SECTOR 2	LAP TIME	MPH	DIFF	TIME OF DAY
1 -		49.818	2:38.823	67.29	10.652	16:42:32.903
2 -	1:40.885	51.029	2:31.914	70.35	3.743	16:45:04.817
3 -	1:41.168	49.870	2:31.038 (2)	70.76	2.867	16:47:35.855
4 -	1:39.430	51.971	2:31.401 (3)	70.59	3.230	16:50:07.256
5 -	<b>1:38.879</b>	<b>49.292</b>	<b>2:28.171 (1)</b>	<b>72.13</b>		<b>16:52:35.427</b>

P21 88 S		David COURT		Kawasaki NINJA 300 -		
IDEAL LAP TIME : 2:28.595		BEST LAP TIME : 2:29.856		DIFFERENCE : 1.261		
LAP	SECTOR 1	SECTOR 2	LAP TIME	MPH	DIFF	TIME OF DAY
1 -		49.889	2:39.067	67.19	9.211	16:42:33.147
2 -	1:41.038	52.030	2:33.068	69.82	3.212	16:45:06.215
3 -	1:40.594	<b>49.262</b>	<b>2:29.856 (1)</b>	<b>71.32</b>		<b>16:47:36.071</b>
4 -	<b>1:39.333</b>	50.966	2:30.299 (3)	71.11	0.443	16:50:06.370
5 -	1:40.720	49.560	2:30.280 (2)	71.12	0.424	16:52:36.650

P22 87 J		James CLEARY		Kawasaki NINJA 300 -		
IDEAL LAP TIME : 2:28.776		BEST LAP TIME : 2:29.819		DIFFERENCE : 1.043		
LAP	SECTOR 1	SECTOR 2	LAP TIME	MPH	DIFF	TIME OF DAY
1 -		50.223	2:40.077	66.76	10.258	16:42:34.157
2 -	1:40.181	50.698	2:30.879 (3)	70.83	1.060	16:45:05.036
3 -	1:41.870	50.059	2:31.929	70.34	2.110	16:47:36.965
4 -	<b>1:39.185</b>	50.634	<b>2:29.819 (1)</b>	<b>71.33</b>		<b>16:50:06.784</b>
5 -	1:40.292	<b>49.591</b>	2:29.883 (2)	71.30	0.064	16:52:36.667

P23 97 J		Ben PLATT		Kawasaki NINJA 400 - adss ltd		
IDEAL LAP TIME : 2:29.593		BEST LAP TIME : 2:30.357		DIFFERENCE : 0.764		
LAP	SECTOR 1	SECTOR 2	LAP TIME	MPH	DIFF	TIME OF DAY
1 -		50.544	2:42.013	65.97	11.656	16:42:36.093
2 -	1:41.330	51.229	2:32.559	70.05	2.202	16:45:08.652
3 -	1:40.819	49.860	2:30.679 (2)	70.93	0.322	16:47:39.331
4 -	<b>1:40.215</b>	50.142	<b>2:30.357 (1)</b>	<b>71.08</b>		<b>16:50:09.688</b>
5 -	1:41.361	<b>49.378</b>	2:30.739 (3)	70.90	0.382	16:52:40.427

P24 333 S		Mark STUBBERFIELD		Kawasaki NINJA 300 -		
IDEAL LAP TIME : 2:29.227		BEST LAP TIME : 2:29.227		DIFFERENCE : 0.000		
LAP	SECTOR 1	SECTOR 2	LAP TIME	MPH	DIFF	TIME OF DAY
1 -		51.760	2:44.616	64.92	15.389	16:42:38.696
2 -	1:40.480	51.494	2:31.974	70.32	2.747	16:45:10.670
3 -	1:40.172	50.956	2:31.128 (2)	70.72	1.901	16:47:41.798
4 -	<b>1:38.984</b>	<b>50.243</b>	<b>2:29.227 (1)</b>	<b>71.62</b>		<b>16:50:11.025</b>
5 -	1:40.094	51.488	2:31.582 (3)	70.51	2.355	16:52:42.607

Weather / Track : Cloudy / Dry

Snetterton 300  
Circuit Length = 2.9689 miles  
Start: 16:39 Flag 16:51 End: 16:53



# BMCRC - MRO Championships 2021 - Rnd 2 @ Snetterton 300

## ACU Team Green Junior Cup & Senior 300

### RACE 13 - SECTOR ANALYSIS



SECTOR 1 = FL to I1, SECTOR 2 = I1 to FL, DIFF = Difference To Personal Best Lap, P = Crossed Finish Line in Pit Lane, D = Time Disallowed

P25 66 S		Mark SMITH		Kawasaki NINJA 300 - MHP EXHAUST'S		
IDEAL LAP TIME : 2:31.106		BEST LAP TIME : 2:31.958		DIFFERENCE : 0.852		
LAP	SECTOR 1	SECTOR 2	LAP TIME	MPH	DIFF	TIME OF DAY
1 -		<b>50.258</b>	2:38.048	67.62	6.090	16:42:32.128
2 -	1:42.974	50.980	2:33.954	69.42	1.996	16:45:06.082
3 -	1:40.929	51.197	2:32.126 (2)	70.25	0.168	16:47:38.208
4 -	<b>1:40.848</b>	51.110	<b>2:31.958 (1)</b>	<b>70.33</b>		<b>16:50:10.166</b>
5 -	1:42.239	50.870	2:33.109 (3)	69.80	1.151	16:52:43.275

P26 39 S		Peter PARAPANOS		Kawasaki NINJA 300 - AMR Glasgow Kawasaki		
IDEAL LAP TIME : 2:30.159		BEST LAP TIME : 2:30.159		DIFFERENCE : 0.000		
LAP	SECTOR 1	SECTOR 2	LAP TIME	MPH	DIFF	TIME OF DAY
1 -		50.931	2:41.644	66.12	11.485	16:42:35.724
2 -	1:45.003	50.599	2:35.602	68.68	5.443	16:45:11.326
3 -	1:41.169	50.007	2:31.176 (2)	70.69	1.017	16:47:42.502
4 -	1:41.257	50.460	2:31.717 (3)	70.44	1.558	16:50:14.219
5 -	<b>1:40.901</b>	<b>49.258</b>	<b>2:30.159 (1)</b>	<b>71.17</b>		<b>16:52:44.378</b>

P27 10 S		Mike BRUNSDON		Kawasaki NINJA 300 - CF Fairford		
IDEAL LAP TIME : 2:31.224		BEST LAP TIME : 2:31.502		DIFFERENCE : 0.278		
LAP	SECTOR 1	SECTOR 2	LAP TIME	MPH	DIFF	TIME OF DAY
1 -		51.039	2:43.022	65.56	11.520	16:42:37.102
2 -	1:41.520	51.191	2:32.711	69.98	1.209	16:45:09.813
3 -	1:42.002	50.211	2:32.213 (3)	70.21	0.711	16:47:42.026
4 -	<b>1:41.363</b>	50.682	2:32.045 (2)	70.29	0.543	16:50:14.071
5 -	1:41.641	<b>49.861</b>	<b>2:31.502 (1)</b>	<b>70.54</b>		<b>16:52:45.573</b>

P28 83 S		Simon CHAPPELL		Kawasaki NINJA 300 -		
IDEAL LAP TIME : 2:30.315		BEST LAP TIME : 2:31.061		DIFFERENCE : 0.746		
LAP	SECTOR 1	SECTOR 2	LAP TIME	MPH	DIFF	TIME OF DAY
1 -		51.261	2:44.253	65.07	13.192	16:42:38.333
2 -	1:40.410	51.182	2:31.592 (3)	70.50	0.531	16:45:09.925
3 -	1:40.666	50.593	2:31.259 (2)	70.66	0.198	16:47:41.184
4 -	<b>1:40.286</b>	50.775	<b>2:31.061 (1)</b>	<b>70.75</b>		<b>16:50:12.245</b>
5 -	1:43.556	<b>50.029</b>	2:33.585	69.59	2.524	16:52:45.830

P29 75 S		Jonathan ADEDOTUN		Kawasaki NINJA 300 -		
IDEAL LAP TIME : 2:32.458		BEST LAP TIME : 2:32.661		DIFFERENCE : 0.203		
LAP	SECTOR 1	SECTOR 2	LAP TIME	MPH	DIFF	TIME OF DAY
1 -		50.966	2:41.362	66.23	8.701	16:42:35.442
2 -	<b>1:41.673</b>	51.859	2:33.532	69.61	0.871	16:45:08.974
3 -	1:41.851	50.841	2:32.692 (2)	69.99	0.031	16:47:41.666
4 -	1:41.876	<b>50.785</b>	<b>2:32.661 (1)</b>	<b>70.01</b>		<b>16:50:14.327</b>
5 -	1:41.881	51.519	2:33.400 (3)	69.67	0.739	16:52:47.727

P30 96 S		Giovanni BELIOSSI		Kawasaki NINJA 300 - ASR Accident Storage Recovery		
IDEAL LAP TIME : 2:33.760		BEST LAP TIME : 2:34.505		DIFFERENCE : 0.745		
LAP	SECTOR 1	SECTOR 2	LAP TIME	MPH	DIFF	TIME OF DAY
1 -		<b>50.924</b>	2:45.488	64.58	10.983	16:42:39.568
2 -	1:43.115	51.612	2:34.727 (2)	69.07	0.222	16:45:14.295
3 -	<b>1:42.836</b>	51.669	<b>2:34.505 (1)</b>	<b>69.17</b>		<b>16:47:48.800</b>
4 -	1:44.873	52.315	2:37.188	67.99	2.683	16:50:25.988
5 -	1:44.376	52.380	2:36.756 (3)	68.18	2.251	16:53:02.744

Weather / Track : Cloudy / Dry

Snetterton 300  
Circuit Length = 2.9689 miles  
Start: 16:39 Flag 16:51 End: 16:53

# BMCRC - MRO Championships 2021 - Rnd 2 @ Snetterton 300

## ACU Team Green Junior Cup & Senior 300

### RACE 13 - SECTOR ANALYSIS



SECTOR 1 = FL to I1, SECTOR 2 = I1 to FL, DIFF = Difference To Personal Best Lap, P = Crossed Finish Line in Pit Lane, D = Time Disallowed

P31 64 J		Jamie MALIN		Kawasaki NINJA 300 -		
IDEAL LAP TIME : 2:35.196		BEST LAP TIME : 2:35.373		DIFFERENCE : 0.177		
LAP	SECTOR 1	SECTOR 2	LAP TIME	MPH	DIFF	TIME OF DAY
1 -		55.417	2:52.614	61.91	17.241	16:42:46.694
2 -	1:45.439	53.525	2:38.964	67.23	3.591	16:45:25.658
3 -	1:44.990	53.172	2:38.162 (3)	67.57	2.789	16:48:03.820
4 -	<b>1:42.687</b>	52.819	2:35.506 (2)	68.73	0.133	16:50:39.326
5 -	1:42.864	<b>52.509</b>	<b>2:35.373 (1)</b>	<b>68.78</b>		<b>16:53:14.699</b>

P32 311 12s		Nathan-Ellis WARD		Kawasaki NINJA 300 - Zipped up racing		
IDEAL LAP TIME : 2:37.610		BEST LAP TIME : 2:37.817		DIFFERENCE : 0.207		
LAP	SECTOR 1	SECTOR 2	LAP TIME	MPH	DIFF	TIME OF DAY
1 -		53.807	2:53.667	61.54	15.850	16:42:47.747
2 -	1:46.622	54.444	2:41.066	66.35	3.249	16:45:28.813
3 -	<b>1:45.956</b>	52.348	2:38.304 (2)	67.51	0.487	16:48:07.117
4 -	1:46.163	<b>51.654</b>	<b>2:37.817 (1)</b>	<b>67.72</b>		<b>16:50:44.934</b>
5 -	1:46.059	52.345	2:38.404 (3)	67.47	0.587	16:53:23.338

P33 18 J		George HIGGINS		Kawasaki NINJA 300 - Aztec Racing		
IDEAL LAP TIME : 2:37.421		BEST LAP TIME : 2:37.421		DIFFERENCE : 0.000		
LAP	SECTOR 1	SECTOR 2	LAP TIME	MPH	DIFF	TIME OF DAY
1 -		54.949	2:53.544	61.58	16.123	16:42:47.624
2 -	1:45.293	54.648	2:39.941 (3)	66.82	2.520	16:45:27.565
3 -	<b>1:44.319</b>	<b>53.102</b>	<b>2:37.421 (1)</b>	<b>67.89</b>		<b>16:48:04.986</b>
4 -	1:44.781	53.802	2:38.583 (2)	67.39	1.162	16:50:43.569
5 -	1:46.101	57.296	2:43.397	65.41	5.976	16:53:26.966

P34 118 J		Max HALL		Kawasaki NINJA 300 - Racecraft rider development		
IDEAL LAP TIME : 2:39.373		BEST LAP TIME : 2:39.711		DIFFERENCE : 0.338		
LAP	SECTOR 1	SECTOR 2	LAP TIME	MPH	DIFF	TIME OF DAY
1 -		54.133	2:51.948	62.15	12.237	16:42:46.028
2 -	<b>1:46.607</b>	54.807	2:41.414 (3)	66.21	1.703	16:45:27.442
3 -	1:46.945	<b>52.766</b>	<b>2:39.711 (1)</b>	<b>66.92</b>		<b>16:48:07.153</b>
4 -	1:47.399	52.794	2:40.193 (2)	66.72	0.482	16:50:47.346
5 -	1:47.890	54.069	2:41.959	65.99	2.248	16:53:29.305

P35 130 J		Owen MELLOR		Kawasaki NINJA 300 - Team Mellor Racing		
IDEAL LAP TIME : 2:18.280		BEST LAP TIME : 2:20.469		DIFFERENCE : 2.189		
LAP	SECTOR 1	SECTOR 2	LAP TIME	MPH	DIFF	TIME OF DAY
1 -		<b>46.290</b>	2:31.761 (2)	70.42	11.292	16:42:25.841
2 -	1:34.018	46.451	<b>2:20.469 (1)</b>	<b>76.08</b>		<b>16:44:46.310</b>

P36 69 S		Danny HUSKINSON		Kawasaki NINJA 300 - art of racing		
IDEAL LAP TIME : 2:21.818		BEST LAP TIME : 2:27.105		DIFFERENCE : 5.287		
LAP	SECTOR 1	SECTOR 2	LAP TIME	MPH	DIFF	TIME OF DAY
1 -		<b>46.860</b>	<b>2:27.105 (1)</b>	<b>72.65</b>		<b>16:42:21.185</b>

P37 65 S		Konrad BREESE		Kawasaki NINJA 300 - STIHL Racing		
IDEAL LAP TIME :		BEST LAP TIME : 2:31.121		DIFFERENCE :		
LAP	SECTOR 1	SECTOR 2	LAP TIME	MPH	DIFF	TIME OF DAY
1 -		<b>47.508</b>	<b>2:31.121 (1)</b>	<b>70.72</b>		<b>16:42:25.201</b>

Weather / Track : Cloudy / Dry

Snetterton 300  
Circuit Length = 2.9689 miles  
Start: 16:39 Flag 16:51 End: 16:53

# BMCRC - MRO Championships 2021 - Rnd 2 @ Snetterton 300

## ACU Team Green Junior Cup & Senior 300

### RACE 13 - BEST SECTORS

SECTOR 1				SECTOR 2				IDEAL / BEST COMPARISON				
POS	NO	NAME	TIME	NO	NAME	TIME	POS	NO	NAME	IDEAL	BEST	DIFF
									<b>PERFECT LAP</b>	<b>2:16.187</b>		
1	14	SMART-WEEDEN	1:31.174	14	SMART-WEEDEN	45.013	1	14	SMART-WEEDEN	2:16.187	2:16.234	0.047
2	50	McMULLAN	1:31.744	196	KIRSCH	45.484	2	50	McMULLAN	2:17.359	2:17.840	0.481
3	130	MELLOR	1:31.990	50	McMULLAN	45.615	3	196	KIRSCH	2:17.662	2:18.058	0.396
4	196	KIRSCH	1:32.178	8	ATKINSON	45.715	4	130	MELLOR	2:18.280	2:20.469	2.189
5	131	MELLOR	1:33.630	131	MELLOR	46.079	5	8	ATKINSON	2:19.365	2:19.365	0.000
6	8	ATKINSON	1:33.650	777	HARDY	46.271	6	131	MELLOR	2:19.709	2:20.515	0.806
7	77	WHITE	1:34.183	130	MELLOR	46.290	7	61	WALKER	2:20.607	2:20.607	0.000
8	19	O'MARA	1:34.272	61	WALKER	46.302	8	777	HARDY	2:20.662	2:20.662	0.000
9	61	WALKER	1:34.305	19	O'MARA	46.455	9	19	O'MARA	2:20.727	2:20.852	0.125
10	60	DOCHERTY	1:34.359	60	DOCHERTY	46.620	10	77	WHITE	2:20.959	2:21.526	0.567
11	777	HARDY	1:34.391	81	WALKER	46.677	11	60	DOCHERTY	2:20.979	2:21.417	0.438
12	81	WALKER	1:34.477	77	WHITE	46.776	12	81	WALKER	2:21.154	2:21.526	0.372
13	69	HUSKINSON	1:34.958	69	HUSKINSON	46.860	13	69	HUSKINSON	2:21.818	2:27.105	5.287
14	34	ARBON	1:36.146	65	BREESE	47.508	14	34	ARBON	2:23.688	2:23.955	0.267
15	32	MURRAY	1:36.473	32	MURRAY	47.521	15	32	MURRAY	2:23.994	2:24.523	0.529
16	24	STOLTON	1:37.319	34	ARBON	47.542	16	24	STOLTON	2:25.939	2:26.161	0.222
17	0	HARDIE	1:37.559	0	HARDIE	48.471	17	0	HARDIE	2:26.030	2:26.445	0.415
18	55	JOLLIFFE	1:37.649	70	WHITE	48.556	18	55	JOLLIFFE	2:26.463	2:27.601	1.138
19	70	WHITE	1:38.335	24	STOLTON	48.620	19	70	WHITE	2:26.891	2:27.170	0.279
20	48	SABBARTON	1:38.879	55	JOLLIFFE	48.814	20	48	SABBARTON	2:28.171	2:28.171	0.000
21	333	STUBBERFIELD	1:38.984	400	THURTL	49.174	21	400	THURTL	2:28.243	2:29.079	0.836
22	400	THURTL	1:39.069	39	PARAPANOS	49.258	22	88	COURT	2:28.595	2:29.856	1.261
23	87	CLEARY	1:39.185	88	COURT	49.262	23	26	BETTRIDGE	2:28.635	2:28.635	0.000
24	26	BETTRIDGE	1:39.292	48	SABBARTON	49.292	24	87	CLEARY	2:28.776	2:29.819	1.043
25	88	COURT	1:39.333	26	BETTRIDGE	49.343	25	333	STUBBERFIELD	2:29.227	2:29.227	0.000
26	97	PLATT	1:40.215	97	PLATT	49.378	26	97	PLATT	2:29.593	2:30.357	0.764
27	83	CHAPPELL	1:40.286	87	CLEARY	49.591	27	39	PARAPANOS	2:30.159	2:30.159	0.000
28	66	SMITH	1:40.848	10	BRUNSDON	49.861	28	83	CHAPPELL	2:30.315	2:31.061	0.746
29	39	PARAPANOS	1:40.901	83	CHAPPELL	50.029	29	66	SMITH	2:31.106	2:31.958	0.852
30	10	BRUNSDON	1:41.363	333	STUBBERFIELD	50.243	30	10	BRUNSDON	2:31.224	2:31.502	0.278
31	75	ADEDOTUN	1:41.673	66	SMITH	50.258	31	75	ADEDOTUN	2:32.458	2:32.661	0.203
32	64	MALIN	1:42.687	75	ADEDOTUN	50.785	32	96	BELIOSSI	2:33.760	2:34.505	0.745
33	96	BELIOSSI	1:42.836	96	BELIOSSI	50.924	33	64	MALIN	2:35.196	2:35.373	0.177
34	18	HIGGINS	1:44.319	311	WARD	51.654	34	18	HIGGINS	2:37.421	2:37.421	0.000
35	311	WARD	1:45.956	64	MALIN	52.509	35	311	WARD	2:37.610	2:37.817	0.207
36	118	HALL	1:46.607	118	HALL	52.766	36	118	HALL	2:39.373	2:39.711	0.338
37				18	HIGGINS	53.102	37	65	BREESE		2:31.121	

Weather / Track : Cloudy / Dry

Snetterton 300

Circuit Length = 2.9689 miles

Start: 16:39 Flag 16:51 End: 16:53

Results can be found at [www.tsl-timing.com](http://www.tsl-timing.com)

Printed - 16:54 Saturday, 29 May 2021

# BMCRC - MRO Championships 2021 - Rnd 2 @ Snetterton 300

## ACU Team Green Junior Cup & Senior 300

### RACE 13 - STATISTICS

**Competitors Started** 37  
**Planned Start** 2021-05-29 @ 16:00:00.000  
**Actual Start** 2021-05-29 @ 16:39:54.080  
**Finish Time** 2021-05-29 @ 16:51:25.908  
**Track Length** 2.9689mi.  
**Total Laps** 174  
**Total Distance Covered** 516.5906mi.

#### Session Fastest Lap History

NO	CL	NAME	LAP TIME	TIME OF DAY	LAP	VEHICLE
14	J	Finn SMART-WEEDEN	<b>2:24.257</b>	16:42:18.356	1	Kawasaki NINJA 400
14	J	Finn SMART-WEEDEN	<b>2:17.913</b>	16:44:36.270	2	Kawasaki NINJA 400
14	J	Finn SMART-WEEDEN	<b>2:16.711</b>	16:46:52.980	3	Kawasaki NINJA 400
14	J	Finn SMART-WEEDEN	<b>2:16.234</b>	16:49:09.214	4	Kawasaki NINJA 400

#### Session Leader History

NO	CL	NAME	FROM LAP	LAPS LED	DISTANCE	VEHICLE
14	J	Finn SMART-WEEDEN	1	5	14.84 miles	Kawasaki NINJA 400

#### Flag History

TYPE	TIME OF DAY
GREEN	16:39:54.080
FINISH	16:51:25.908

#### Flag Statistics

TYPE	COUNT	TOTAL LAPS	TOTAL TIME
Green	1	5	13:40.248
Red	0	0	0.000
Safety Car	0	0	0.000
FCY	0	0	0.000

# BMCRC - MRO Championships 2021 - Rnd 2 @ Snetterton 300

## ACU Team Green Junior Cup & Senior 300

### RACE 13 - STATISTICS

CLASS : J

17 Starters

#### Fastest Lap History

NO	NAME	LAP TIME	TIME OF DAY	LAP	VEHICLE
14	Finn SMART-WEEDEN	<b>2:24.257</b>	16:42:18.356	1	Kawasaki NINJA 400
14	Finn SMART-WEEDEN	<b>2:17.913</b>	16:44:36.270	2	Kawasaki NINJA 400
14	Finn SMART-WEEDEN	<b>2:16.711</b>	16:46:52.980	3	Kawasaki NINJA 400
14	Finn SMART-WEEDEN	<b>2:16.234</b>	16:49:09.214	4	Kawasaki NINJA 400

#### Leader History

NO	NAME	FROM LAP	LAPS LED	DISTANCE	VEHICLE
14	Finn SMART-WEEDEN	1	5	14.84 miles	Kawasaki NINJA 400

# BMCRC - MRO Championships 2021 - Rnd 2 @ Snetterton 300

## ACU Team Green Junior Cup & Senior 300

### RACE 13 - STATISTICS

**CLASS : S**

19 Starters

#### Fastest Lap History

NO	NAME	LAP TIME	TIME OF DAY	LAP	VEHICLE
69	Danny HUSKINSON	<b>2:27.105</b>	16:42:21.196	1	Kawasaki NINJA 300
8	Phil ATKINSON	<b>2:20.561</b>	16:44:41.789	2	Kawasaki NINJA 300
8	Phil ATKINSON	<b>2:19.365</b>	16:47:01.154	3	Kawasaki NINJA 300

#### Leader History

NO	NAME	FROM LAP	LAPS LED	DISTANCE	VEHICLE
69	Danny HUSKINSON	1	1	2.96 miles	Kawasaki NINJA 300
8	Phil ATKINSON	2	4	11.87 miles	Kawasaki NINJA 300

# BMCRC - MRO Championships 2021 - Rnd 2 @ Snetterton 300

## ACU Team Green Junior Cup & Senior 300

### RACE 13 - STATISTICS

CLASS : 12s

1 Starters

#### Fastest Lap History

NO	NAME	LAP TIME	TIME OF DAY	LAP	VEHICLE
311	Nathan-Ellis WARD	<b>2:53.667</b>	16:42:47.752	1	Kawasaki NINJA 300
311	Nathan-Ellis WARD	<b>2:41.066</b>	16:45:28.818	2	Kawasaki NINJA 300
311	Nathan-Ellis WARD	<b>2:38.304</b>	16:48:07.121	3	Kawasaki NINJA 300
311	Nathan-Ellis WARD	<b>2:37.817</b>	16:50:44.939	4	Kawasaki NINJA 300

#### Leader History

NO	NAME	FROM LAP	LAPS LED	DISTANCE	VEHICLE
311	Nathan-Ellis WARD	1	5	14.84 miles	Kawasaki NINJA 300

# BMCRC - MRO Championships 2021 - Rnd 2 @ Snetterton 300



## ACU Team Green Junior Cup & Senior 300

### RACE 3 - GRID (7 Laps)



ROW 14	42		41		40	57	Richard BUCKHAM							
ROW 13		39	113	Mikey HARDIE	38	45	Jake MARSH	37	118	Max HALL	2:39.711			
ROW 12		36	311	Nathan-Ellis WARD	35	18	George HIGGINS	34	64	Jamie MALIN	2:37.817	2:37.421	2:35.373	
ROW 11			33	96	Giovanni BELIOSSI	32	75	Jonathan ADEDOTUN	31	66	Mark SMITH	2:34.505	2:32.661	2:31.958
ROW 10		30	10	Mike BRUNSDON	29	65	Konrad BREESE	28	83	Simon CHAPPELL	2:31.502	2:31.121	2:31.061	
ROW 9			27	97	Ben PLATT	26	39	Peter PARAPANOS	25	88	David COURT	2:30.357	2:30.159	2:29.856
ROW 8		24	87	James CLEARY	23	333	Mark STUBBERFIELD	22	400	Stuart THURTLÉ	2:29.819	2:29.227	2:29.079	
ROW 7			21	26	Nicholas BETTRIDGE	20	48	Kevin SABBARTON	19	55	Ben JOLLIFFE	2:28.635	2:28.171	2:27.601
ROW 6		18	70	Justin WHITE	17	69	Danny HUSKINSON	16	0	Graeme HARDIE	2:27.170	2:27.105	2:26.445	
ROW 5			15	24	Darren STOLTON	14	32	Conor MURRAY	13	34	Oliver ARBON	2:26.161	2:24.523	2:23.955
ROW 4		12	77	Joe WHITE	11	81	Keo WALKER	10	60	Lennon DOCHERTY	2:21.526	2:21.526	2:21.417	
ROW 3			9	19	James O'MARA	8	777	Maximus HARDY	7	61	Kathryn WALKER	2:20.852	2:20.662	2:20.607
ROW 2		6	131	Dylan MELLOR	5	130	Owen MELLOR	4	8	Phil ATKINSON	2:20.515	2:20.469	2:19.365	
ROW 1			3	196	Jack KIRSCH	2	50	Fred McMULLAN	1	14	Finn SMART-WEEDEN	2:18.058	2:17.840	2:16.234
<b>Pole</b>														



These results are provisional until the conclusion of any judicial and technical matters. Snetterton 300  
Circuit Length = 2.9689 miles

Clerk Of Course :	Stewards :	Timekeeper : Craig Smith
-------------------	------------	--------------------------

Results can be found at [www.tsl-timing.com](http://www.tsl-timing.com)

Printed - 16:56 Saturday, 29 May 2021





# BMCRC - MRO Championships 2021 - Rnd 2 @ Snetterton 300



## ACU Team Green Junior Cup & Senior 300

### RACE 3 - CLASSIFICATION

# Kawasaki

POS	NO	CL	PIC NAME	ENTRY	LAPS	TIME	GAP	DIFF	MPH	BEST	ON
1	14	J	1 Finn SMART-WEEDEN	Kawasaki NINJA 400 - Mum and Dad	7	16:01.853			77.78	2:15.039	6
2	196	J	2 Jack KIRSCH	Kawasaki NINJA 400 - Core Formwork	7	16:06.155	4.302	4.302	77.43	2:16.247	6
3	50	J	3 Fred McMULLAN	Kawasaki NINJA 300 - Orwell motorcycles Ipswich	7	16:11.013	9.160	4.858	77.04	2:16.767	6
4	130	J	4 Owen MELLOR	Kawasaki NINJA 300 - Team Mellor Racing	7	16:11.174	9.321	0.161	77.03	2:16.527	6
5	8	S	1 Phil ATKINSON	Kawasaki NINJA 300 - Rose mot centre	7	16:13.010	11.157	1.836	76.89	2:16.996	6
6	131	J	5 Dylan MELLOR	Kawasaki NINJA 300 - Team Mellor Racing	7	16:14.015	12.162	1.005	76.81	2:17.123	6
7	60	J	6 Lennon DOCHERTY	Kawasaki NINJA 300 - Doc Fit Training	7	16:24.819	22.966	10.804	75.96	2:18.118	5
8	61	S	2 Kathryn WALKER	Kawasaki NINJA - Think Bike Gear & AutoSmart Pre	7	16:27.074	25.221	2.255	75.79	2:18.594	6
9	77	J	7 Joe WHITE	Kawasaki NINJA 300 - Just In Graphics /MZ CONTR	7	16:27.375	25.522	0.301	75.77	2:18.719	7
10	777	J	8 Maximus HARDY	Kawasaki NINJA 400 - DAD	7	16:27.385	25.532	0.010	75.77	2:18.760	7
11	34	J	9 Oliver ARBON	Kawasaki NINJA 400 - tt plumbing and heating	7	16:30.318	28.465	2.933	75.54	2:19.060	7
12	69	S	3 Danny HUSKINSON	Kawasaki NINJA 300 - art of racing	7	16:36.784	34.931	6.466	75.05	2:20.171	4
13	81	J	10 Keo WALKER	Kawasaki NINJA 300 - Martin Wight Elecrical	7	16:36.851	34.998	0.067	75.05	2:20.092	4
14	19	J	11 James O'MARA	Kawasaki NINJA 300 - BRP Machining Ltd	7	16:51.882	50.029	15.031	73.93	2:17.780	5
15	65	S	4 Konrad BREESE	Kawasaki NINJA 300 - STIHL Racing	7	16:56.131	54.278	4.249	73.62	2:21.836	7
16	24	S	5 Darren STOLTON	Kawasaki NINJA 300 -	7	16:56.760	54.907	0.629	73.58	2:22.097	7
17	70	S	6 Justin WHITE	Kawasaki NINJA 300 - Just In Graphics	7	16:59.425	57.572	2.665	73.39	2:23.386	6
18	55	J	12 Ben JOLLIFFE	Kawasaki NINJA 300 -	7	17:05.047	1:03.194	5.622	72.98	2:23.827	7
19	32	S	7 Conor MURRAY	Kawasaki NINJA 300 -	7	17:18.953	1:17.100	13.906	72.01	2:25.931	7
20	400	S	8 Stuart THURTL	Kawasaki NINJA 400 - TeamTortoise Racing	7	17:25.465	1:23.612	6.512	71.56	2:25.466	7
21	97	J	13 Ben PLATT	Kawasaki NINJA 400 - adss ltd	7	17:28.040	1:26.187	2.575	71.38	2:27.244	7
22	26	S	9 Nicholas BETTRIDGE	Kawasaki NINJA - Weald builders	7	17:28.594	1:26.741	0.554	71.34	2:27.002	6
23	87	J	14 James CLEARY	Kawasaki NINJA 300 -	7	17:28.849	1:26.996	0.255	71.33	2:26.172	6
24	0	S	10 Graeme HARDIE	Kawasaki NINJA 400 - 113 Events Ltd	7	17:33.411	1:31.558	4.562	71.02	2:23.131	2
25	88	S	11 David COURT	Kawasaki NINJA 300 -	7	17:37.283	1:35.430	3.872	70.76	2:26.585	7
26	66	S	12 Mark SMITH	Kawasaki NINJA 300 - MHP EXHAUST'S	7	17:37.555	1:35.702	0.272	70.74	2:26.685	7
27	39	S	13 Peter PARAPANOS	Kawasaki NINJA 300 - AMR Glasgow Kawasaki	7	17:38.623	1:36.770	1.068	70.67	2:28.663	7
28	10	S	14 Mike BRUNSDON	Kawasaki NINJA 300 - CF Fairford	7	17:39.193	1:37.340	0.570	70.63	2:27.877	7
29	48	S	15 Kevin SABBARTON	Kawasaki NINJA 300 -	7	17:39.849	1:37.996	0.656	70.59	2:27.301	7
30	75	S	16 Jonathan ADEDOTUN	Kawasaki NINJA 300 -	7	17:40.292	1:38.439	0.443	70.56	2:28.138	7
31	64	J	15 Jamie MALIN	Kawasaki NINJA 300 -	7	18:11.621	2:09.768	31.329	68.53	2:32.095	7
32	83	S	17 Simon CHAPPELL	Kawasaki NINJA 300 -	6	16:06.497	1 Lap	1 Lap	66.35	2:37.125	6
33	118	J	16 Max HALL	Kawasaki NINJA 300 - Racecraft rider development	6	16:08.621	1 Lap	2.124	66.20	2:37.818	2
34	311	12s	1 Nathan-Ellis WARD	Kawasaki NINJA 300 - Zipped up racing	6	16:08.977	1 Lap	0.356	66.18	2:38.521	5
35	18	J	17 George HIGGINS	Kawasaki NINJA 300 - Aztec Racing	6	16:09.789	1 Lap	0.812	66.12	2:38.229	5

#### NOT CLASSIFIED

DNF	333	S	Mark STUBBERFIELD	Kawasaki NINJA 300 -	4	10:23.033	3 Laps	2 Laps	68.61	2:31.327	2
-----	-----	---	-------------------	----------------------	---	-----------	--------	--------	-------	----------	---

#### FASTEST LAP

14	J	Finn SMART-WEEDEN	Kawasaki NINJA 400 - Mum and Dad	6	2:15.039	79.14 mph	127.37 kph
8	S	Phil ATKINSON	Kawasaki NINJA 300 - Rose mot centre	6	2:16.996	78.01 mph	125.55 kph
311	12s	Nathan-Ellis WARD	Kawasaki NINJA 300 - Zipped up racing	5	2:38.521	67.42 mph	108.50 kph

Class J - 92.5% of Race Speed = 71.94 mph  
 Class S - 92.5% of Race Speed = 71.12 mph  
 Class 12s - 92.5% of Race Speed = 61.21 mph

Snetterton 300: 2.9689 miles

Race Distance: 7 Laps / 20.78 miles

Start: 10:21 Flag 10:37 End: 10:39

Weather / Track : Sunny / Dry

These results are provisional until the conclusion of any judicial and technical matters.

Clerk Of Course :	Stewards :	Timekeeper : Craig Smith
-------------------	------------	--------------------------

Results can be found at [www.tsl-timing.com](http://www.tsl-timing.com)

Printed - 10:40 Sunday, 30 May 2021



# BMCRC - MRO Championships 2021 - Rnd 2 @ Snetterton 300

## ACU Team Green Junior Cup & Senior 300

### RACE 3 - LAP CHART

LAP 1 @ 10:23:37.612		
NO	BEHIND	LAP TIME

14		2:23.157
196	0.408	2:23.565
50	3.014	2:26.171
130	3.348	2:26.505
131	3.466	2:26.623
8	3.660	2:26.817
777	4.408	2:27.565
81	5.415	2:28.572
61	5.698	2:28.855
34	6.287	2:29.444
19	6.675	2:29.832
77	6.837	2:29.994
60	7.287	2:30.444
69	7.680	2:30.837
24	8.982	2:32.139
0	9.599	2:32.756
70	9.689	2:32.846
55	11.772	2:34.929
65	12.043	2:35.200
32	12.386	2:35.543
26	14.321	2:37.478
400	14.861	2:38.018
87	16.751	2:39.908
39	17.149	2:40.306
97	17.340	2:40.497
48	18.751	2:41.908
66	18.868	2:42.025
75	19.362	2:42.519
88	19.822	2:42.979
10	20.633	2:43.790
333	21.464	2:44.621
83	24.115	2:47.272
118	24.644	2:47.801
311	26.057	2:49.214
64	26.219	2:49.376
18	31.150	2:54.307

LAP 2 @ 10:25:55.104		
NO	BEHIND	LAP TIME

14		2:17.492
196	0.252	2:17.336
130	4.400	2:18.544
50	4.494	2:18.972
131	4.630	2:18.656
8	4.739	2:18.571
777	6.807	2:19.891
61	9.111	2:20.905
81	10.247	2:22.324
60	10.817	2:21.022
19	10.855	2:21.672
77	11.202	2:21.857
34	11.647	2:22.852
69	11.804	2:21.616
0	15.238	2:23.131
24	15.534	2:24.044
70	16.056	2:23.859
65	19.007	2:24.456
55	19.760	2:25.480
32	21.396	2:26.502
26	27.496	2:30.667
400	27.917	2:30.548
97	28.030	2:28.182

87	29.144	2:29.885
39	30.284	2:30.627
66	30.861	2:29.485
75	31.404	2:29.534
88	31.932	2:29.602
10	32.581	2:29.440
48	32.613	2:31.354
333	35.299	2:31.327
64	43.624	2:34.897
118	44.970	2:37.818
83	47.003	2:40.380
311	47.516	2:38.951
18	52.856	2:39.198

LAP 3 @ 10:28:11.559		
NO	BEHIND	LAP TIME

14		2:16.455
196	0.219	2:16.422
50	5.907	2:17.868
130	6.206	2:18.261
8	6.423	2:18.139
131	6.501	2:18.326
777	10.890	2:20.538
61	12.903	2:20.247
60	13.308	2:18.946
77	13.955	2:19.208
81	15.005	2:21.213
19	15.560	2:21.160
34	15.667	2:20.475
69	16.203	2:20.854
0	23.794	2:25.011
70	24.137	2:24.536
24	24.164	2:25.085
65	26.191	2:23.639
55	29.036	2:25.731
32	33.841	2:28.900
26	40.403	2:29.362
97	40.993	2:29.418
400	41.171	2:29.709
87	41.794	2:29.105
39	44.600	2:30.771
75	45.715	2:30.766
88	45.941	2:30.464
66	45.952	2:31.546
10	46.544	2:30.418
48	47.121	2:30.963
333	52.237	2:33.393
64	1:01.224	2:34.055
118	1:06.338	2:37.823
83	1:13.439	2:42.891
311	1:14.723	2:43.662
18	1:15.972	2:39.571

LAP 4 @ 10:30:28.532		
NO	BEHIND	LAP TIME

14		2:16.973
196	0.090	2:16.844
50	6.302	2:17.368
130	6.667	2:17.434
8	6.870	2:17.420
131	7.186	2:17.658
777	13.729	2:19.812
60	15.417	2:19.082
61	15.754	2:19.824

77	16.130	2:19.148
19	17.683	2:19.096
81	18.124	2:20.092
34	18.169	2:19.475
69	19.401	2:20.171
70	31.972	2:24.808
0	32.080	2:25.259
24	32.613	2:25.422
65	32.951	2:23.733
55	36.840	2:24.777
32	44.837	2:27.969
97	51.447	2:27.427
26	52.200	2:28.770
400	52.692	2:28.494
87	53.873	2:29.052
39	57.067	2:29.440
88	57.801	2:28.833
66	59.145	2:30.166
75	59.157	2:30.415
10	59.681	2:30.110
48	1:00.665	2:30.517
333	1:08.956	2:33.692
64	1:17.460	2:33.209
118	1:30.117	2:40.752
83	1:37.028	2:40.562
311	1:37.582	2:39.832
18	1:38.067	2:39.068

LAP 5 @ 10:32:44.907		
NO	BEHIND	LAP TIME

14		2:16.375
196	0.650	2:16.935
50	6.952	2:17.025
130	7.417	2:17.125
8	7.914	2:17.419
131	8.272	2:17.461
60	17.160	2:18.118
777	17.644	2:20.290
61	18.360	2:18.981
77	18.653	2:18.898
19	19.088	2:17.780
34	21.106	2:19.312
69	23.674	2:20.648
81	24.278	2:22.529
65	40.970	2:24.394
24	41.126	2:24.888
70	41.591	2:25.994
55	45.274	2:24.809
32	56.258	2:27.796
97	1:02.807	2:27.735
400	1:02.846	2:26.529
26	1:04.106	2:28.281
87	1:05.083	2:27.585
39	1:10.010	2:29.318
88	1:10.786	2:29.360
66	1:10.951	2:28.181
10	1:12.119	2:28.813
0	1:13.066	2:57.361
75	1:13.138	2:30.356
48	1:13.724	2:29.434
64	1:34.774	2:33.689
118	1:55.950	2:42.208
83	1:58.920	2:38.267
311	1:59.728	2:38.521
18	1:59.921	2:38.229

LAP 6 @ 10:34:59.946		
NO	BEHIND	LAP TIME

14		2:15.039
196	1.858	2:16.247
50	8.680	2:16.767
130	8.905	2:16.527
8	9.871	2:16.996
131	10.356	2:17.123
60	20.794	2:18.673
61	21.915	2:18.594
777	23.134	2:20.529
77	23.165	2:19.551
34	25.767	2:19.700
81	30.027	2:20.788
69	30.468	2:21.833
19	44.711	2:40.662
65	48.804	2:22.873
24	49.172	2:23.085
70	49.938	2:23.386
55	55.729	2:25.494
32	1:07.531	2:26.312
400	1:14.508	2:26.701
97	1:15.305	2:27.537
26	1:16.069	2:27.002
87	1:16.216	2:26.172
0	1:23.600	2:25.573
39	1:24.469	2:29.498
88	1:25.207	2:29.460
66	1:25.379	2:29.467
10	1:25.825	2:28.745
75	1:26.663	2:28.564
48	1:27.057	2:28.372
64	1:54.035	2:34.300

LAP 7 @ 10:37:16.308		
NO	BEHIND	LAP TIME

14		2:16.362
196	4.302	2:18.806
83	1 Lap	2:37.125
118	1 Lap	2:42.219
311	1 Lap	2:38.797
18	1 Lap	2:39.416
50	9.160	2:16.842
130	9.321	2:16.778
8	11.157	2:17.648
131	12.162	2:18.168
60	22.966	2:18.534
61	25.221	2:19.668
77	25.522	2:18.719
777	25.532	2:18.760
34	28.465	2:19.060
69	34.931	2:20.825
81	34.998	2:21.333
19	50.029	2:21.680
65	54.278	2:21.836
24	54.907	2:22.097
70	57.572	2:23.996
55	1:03.194	2:23.827
32	1:17.100	2:25.931
400	1:23.612	2:25.466
97	1:26.187	2:27.244
26	1:26.741	2:27.034
87	1:26.996	2:27.142
0	1:31.558	2:24.320

88	1:35.430	2:26.585
66	1:35.702	2:26.685
39	1:36.770	2:28.663
10	1:37.340	2:27.877
48	1:37.996	2:27.301
75	1:38.439	2:28.138
64	2:09.768	2:32.095

Weather / Track : Sunny / Dry

Snetterton 300  
Circuit Length = 2.9689 miles  
Start: 10:21 Flag 10:37 End: 10:39

Results can be found at [www.tsl-timing.com](http://www.tsl-timing.com)

Printed - 10:40 Sunday, 30 May 2021

# BMCRC - MRO Championships 2021 - Rnd 2 @ Snetterton 300

## ACU Team Green Junior Cup & Senior 300

### RACE 3 - SECTOR ANALYSIS



SECTOR 1 = FL to I1, SECTOR 2 = I1 to FL, DIFF = Difference To Personal Best Lap, P = Crossed Finish Line in Pit Lane, D = Time Disallowed

P1 14 J Finn SMART-WEEDEN		Kawasaki NINJA 400 - Mum and Dad				
IDEAL LAP TIME : 2:14.884		BEST LAP TIME : 2:15.039		DIFFERENCE : 0.155		
LAP	SECTOR 1	SECTOR 2	LAP TIME	MPH	DIFF	TIME OF DAY
1 -		45.445	2:23.157	74.65	8.118	10:23:37.612
2 -	1:31.937	45.555	2:17.492	77.73	2.453	10:25:55.104
3 -	1:31.569	44.886	2:16.455	78.32	1.416	10:28:11.559
4 -	1:31.923	45.050	2:16.973	78.03	1.934	10:30:28.532
5 -	1:31.836	44.539	2:16.375 (3)	78.37	1.336	10:32:44.907
6 -	1:30.658	<b>44.381</b>	<b>2:15.039 (1)</b>	<b>79.14</b>		<b>10:34:59.946</b>
7 -	<b>1:30.503</b>	45.859	2:16.362 (2)	78.38	1.323	10:37:16.308

P2 196 J Jack KIRSCH		Kawasaki NINJA 400 - Core Formwork				
IDEAL LAP TIME : 2:16.128		BEST LAP TIME : 2:16.247		DIFFERENCE : 0.119		
LAP	SECTOR 1	SECTOR 2	LAP TIME	MPH	DIFF	TIME OF DAY
1 -		45.122	2:23.565	74.44	7.318	10:23:38.020
2 -	<b>1:31.437</b>	45.899	2:17.336	77.82	1.089	10:25:55.356
3 -	1:31.452	44.970	2:16.422 (2)	78.34	0.175	10:28:11.778
4 -	1:31.776	45.068	2:16.844 (3)	78.10	0.597	10:30:28.622
5 -	1:31.932	45.003	2:16.935	78.05	0.688	10:32:45.557
6 -	1:31.556	<b>44.691</b>	<b>2:16.247 (1)</b>	<b>78.44</b>		<b>10:35:01.804</b>
7 -	1:32.053	46.753	2:18.806	77.00	2.559	10:37:20.610

P3 50 J Fred McMULLAN		Kawasaki NINJA 300 - Orwell motorcycles Ipswich				
IDEAL LAP TIME : 2:16.685		BEST LAP TIME : 2:16.767		DIFFERENCE : 0.082		
LAP	SECTOR 1	SECTOR 2	LAP TIME	MPH	DIFF	TIME OF DAY
1 -		46.260	2:26.171	73.12	9.404	10:23:40.626
2 -	1:32.311	46.661	2:18.972	76.90	2.205	10:25:59.598
3 -	1:32.007	45.861	2:17.868	77.52	1.101	10:28:17.466
4 -	1:31.722	45.646	2:17.368	77.80	0.601	10:30:34.834
5 -	1:31.605	45.420	2:17.025 (3)	78.00	0.258	10:32:51.859
6 -	1:31.438	<b>45.329</b>	<b>2:16.767 (1)</b>	<b>78.14</b>		<b>10:35:08.626</b>
7 -	<b>1:31.356</b>	45.486	2:16.842 (2)	78.10	0.075	10:37:25.468

P4 130 J Owen MELLOR		Kawasaki NINJA 300 - Team Mellor Racing				
IDEAL LAP TIME : 2:16.438		BEST LAP TIME : 2:16.527		DIFFERENCE : 0.089		
LAP	SECTOR 1	SECTOR 2	LAP TIME	MPH	DIFF	TIME OF DAY
1 -		45.727	2:26.505	72.95	9.978	10:23:40.960
2 -	1:32.109	46.435	2:18.544	77.14	2.017	10:25:59.504
3 -	1:32.236	46.025	2:18.261	77.30	1.734	10:28:17.765
4 -	1:32.070	<b>45.364</b>	2:17.434	77.76	0.907	10:30:35.199
5 -	1:31.555	45.570	2:17.125 (3)	77.94	0.598	10:32:52.324
6 -	<b>1:31.074</b>	45.453	<b>2:16.527 (1)</b>	<b>78.28</b>		<b>10:35:08.851</b>
7 -	1:31.319	45.459	2:16.778 (2)	78.14	0.251	10:37:25.629

P5 8 S Phil ATKINSON		Kawasaki NINJA 300 - Rose mot centre				
IDEAL LAP TIME : 2:16.471		BEST LAP TIME : 2:16.996		DIFFERENCE : 0.525		
LAP	SECTOR 1	SECTOR 2	LAP TIME	MPH	DIFF	TIME OF DAY
1 -		46.296	2:26.817	72.79	9.821	10:23:41.272
2 -	1:32.510	46.061	2:18.571	77.13	1.575	10:25:59.843
3 -	1:32.385	45.754	2:18.139	77.37	1.143	10:28:17.982
4 -	1:31.972	45.448	2:17.420 (3)	77.77	0.424	10:30:35.402
5 -	<b>1:31.440</b>	45.979	2:17.419 (2)	77.77	0.423	10:32:52.821
6 -	1:31.965	<b>45.031</b>	<b>2:16.996 (1)</b>	<b>78.01</b>		<b>10:35:09.817</b>
7 -	1:31.775	45.873	2:17.648	77.64	0.652	10:37:27.465

Weather / Track : Sunny / Dry

Snetterton 300  
Circuit Length = 2.9689 miles  
Start: 10:21 Flag 10:37 End: 10:39

# BMCRC - MRO Championships 2021 - Rnd 2 @ Snetterton 300

## ACU Team Green Junior Cup & Senior 300

### RACE 3 - SECTOR ANALYSIS



SECTOR 1 = FL to I1, SECTOR 2 = I1 to FL, DIFF = Difference To Personal Best Lap, P = Crossed Finish Line in Pit Lane, D = Time Disallowed

P6 131 J Dylan MELLOR		Kawasaki NINJA 300 - Team Mellor Racing				
IDEAL LAP TIME : 2:17.110		BEST LAP TIME : 2:17.123		DIFFERENCE : 0.013		
LAP	SECTOR 1	SECTOR 2	LAP TIME	MPH	DIFF	TIME OF DAY
1 -		46.542	2:26.623	72.89	9.500	10:23:41.078
2 -	1:32.690	45.966	2:18.656	77.08	1.533	10:25:59.734
3 -	1:32.403	45.923	2:18.326	77.26	1.203	10:28:18.060
4 -	1:32.027	45.631	2:17.658 (3)	77.64	0.535	10:30:35.718
5 -	1:32.099	<b>45.362</b>	2:17.461 (2)	77.75	0.338	10:32:53.179
6 -	<b>1:31.748</b>	45.375	<b>2:17.123 (1)</b>	<b>77.94</b>		<b>10:35:10.302</b>
7 -	1:32.562	45.606	2:18.168	77.35	1.045	10:37:28.470

P7 60 J Lennon DOCHERTY		Kawasaki NINJA 300 - Doc Fit Training				
IDEAL LAP TIME : 2:18.118		BEST LAP TIME : 2:18.118		DIFFERENCE : 0.000		
LAP	SECTOR 1	SECTOR 2	LAP TIME	MPH	DIFF	TIME OF DAY
1 -		47.419	2:30.444	71.04	12.326	10:23:44.899
2 -	1:33.906	47.116	2:21.022	75.79	2.904	10:26:05.921
3 -	1:33.190	45.756	2:18.946	76.92	0.828	10:28:24.867
4 -	1:33.216	45.866	2:19.082	76.84	0.964	10:30:43.949
5 -	<b>1:32.370</b>	<b>45.748</b>	<b>2:18.118 (1)</b>	<b>77.38</b>		<b>10:33:02.067</b>
6 -	1:32.538	46.135	2:18.673 (3)	77.07	0.555	10:35:20.740
7 -	1:32.467	46.067	2:18.534 (2)	77.15	0.416	10:37:39.274

P8 61 S Kathryn WALKER		Kawasaki NINJA - Think Bike Gear & AutoSmart Preston				
IDEAL LAP TIME : 2:18.364		BEST LAP TIME : 2:18.594		DIFFERENCE : 0.230		
LAP	SECTOR 1	SECTOR 2	LAP TIME	MPH	DIFF	TIME OF DAY
1 -		46.491	2:28.855	71.80	10.261	10:23:43.310
2 -	1:34.447	46.458	2:20.905	75.85	2.311	10:26:04.215
3 -	1:34.413	45.834	2:20.247	76.20	1.653	10:28:24.462
4 -	1:34.266	45.558	2:19.824	76.43	1.230	10:30:44.286
5 -	<b>1:32.839</b>	46.142	2:18.981 (2)	76.90	0.387	10:33:03.267
6 -	1:33.069	<b>45.525</b>	<b>2:18.594 (1)</b>	<b>77.11</b>		<b>10:35:21.861</b>
7 -	1:33.702	45.966	2:19.668 (3)	76.52	1.074	10:37:41.529

P9 77 J Joe WHITE		Kawasaki NINJA 300 - Just In Graphics /MZ CONTRACTS/ Silver				
IDEAL LAP TIME : 2:18.719		BEST LAP TIME : 2:18.719		DIFFERENCE : 0.000		
LAP	SECTOR 1	SECTOR 2	LAP TIME	MPH	DIFF	TIME OF DAY
1 -		47.082	2:29.994	71.25	11.275	10:23:44.449
2 -	1:34.746	47.111	2:21.857	75.34	3.138	10:26:06.306
3 -	1:33.550	45.658	2:19.208	76.77	0.489	10:28:25.514
4 -	1:33.449	45.699	2:19.148 (3)	76.81	0.429	10:30:44.662
5 -	1:33.183	45.715	2:18.898 (2)	76.94	0.179	10:33:03.560
6 -	1:33.902	45.649	2:19.551	76.58	0.832	10:35:23.111
7 -	<b>1:33.146</b>	<b>45.573</b>	<b>2:18.719 (1)</b>	<b>77.04</b>		<b>10:37:41.830</b>

P10 777 J Maximus HARDY		Kawasaki NINJA 400 - DAD				
IDEAL LAP TIME : 2:18.760		BEST LAP TIME : 2:18.760		DIFFERENCE : 0.000		
LAP	SECTOR 1	SECTOR 2	LAP TIME	MPH	DIFF	TIME OF DAY
1 -		46.176	2:27.565	72.42	8.805	10:23:42.020
2 -	1:33.740	46.151	2:19.891 (3)	76.40	1.131	10:26:01.911
3 -	1:34.407	46.131	2:20.538	76.05	1.778	10:28:22.449
4 -	1:33.759	46.053	2:19.812 (2)	76.44	1.052	10:30:42.261
5 -	1:34.115	46.175	2:20.290	76.18	1.530	10:33:02.551
6 -	1:34.915	45.614	2:20.529	76.05	1.769	10:35:23.080
7 -	<b>1:33.205</b>	<b>45.555</b>	<b>2:18.760 (1)</b>	<b>77.02</b>		<b>10:37:41.840</b>

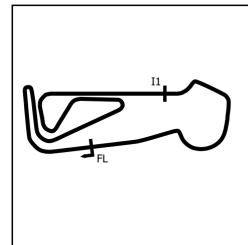
Weather / Track : Sunny / Dry

Snetterton 300  
Circuit Length = 2.9689 miles  
Start: 10:21 Flag 10:37 End: 10:39

# BMCRC - MRO Championships 2021 - Rnd 2 @ Snetterton 300

## ACU Team Green Junior Cup & Senior 300

### RACE 3 - SECTOR ANALYSIS



SECTOR 1 = FL to I1, SECTOR 2 = I1 to FL, DIFF = Difference To Personal Best Lap, P = Crossed Finish Line in Pit Lane, D = Time Disallowed

P11 34 J		Oliver ARBON		Kawasaki NINJA 400 - tt plumbing and heating		
IDEAL LAP TIME : 2:18.838		BEST LAP TIME : 2:19.060		DIFFERENCE : 0.222		
LAP	SECTOR 1	SECTOR 2	LAP TIME	MPH	DIFF	TIME OF DAY
1 -		47.163	2:29.444	71.51	10.384	10:23:43.899
2 -	1:35.204	47.648	2:22.852	74.81	3.792	10:26:06.751
3 -	1:33.603	46.872	2:20.475	76.08	1.415	10:28:27.226
4 -	<b>1:33.107</b>	46.368	2:19.475 (3)	76.63	0.415	10:30:46.701
5 -	1:33.380	45.932	2:19.312 (2)	76.72	0.252	10:33:06.013
6 -	1:33.769	45.931	2:19.700	76.50	0.640	10:35:25.713
7 -	1:33.329	<b>45.731</b>	<b>2:19.060 (1)</b>	<b>76.85</b>		<b>10:37:44.773</b>

P12 69 S		Danny HUSKINSON		Kawasaki NINJA 300 - art of racing		
IDEAL LAP TIME : 2:20.040		BEST LAP TIME : 2:20.171		DIFFERENCE : 0.131		
LAP	SECTOR 1	SECTOR 2	LAP TIME	MPH	DIFF	TIME OF DAY
1 -		47.572	2:30.837	70.85	10.666	10:23:45.292
2 -	1:34.259	47.357	2:21.616	75.47	1.445	10:26:06.908
3 -	<b>1:33.710</b>	47.144	2:20.854	75.88	0.683	10:28:27.762
4 -	1:33.841	<b>46.330</b>	<b>2:20.171 (1)</b>	<b>76.25</b>		<b>10:30:47.933</b>
5 -	1:34.159	46.489	2:20.648 (2)	75.99	0.477	10:33:08.581
6 -	1:34.751	47.082	2:21.833	75.35	1.662	10:35:30.414
7 -	1:34.336	46.489	2:20.825 (3)	75.89	0.654	10:37:51.239

P13 81 J		Keo WALKER		Kawasaki NINJA 300 - Martin Wight Electrical		
IDEAL LAP TIME : 2:20.092		BEST LAP TIME : 2:20.092		DIFFERENCE : 0.000		
LAP	SECTOR 1	SECTOR 2	LAP TIME	MPH	DIFF	TIME OF DAY
1 -		46.726	2:28.572	71.93	8.480	10:23:43.027
2 -	1:35.436	46.888	2:22.324	75.09	2.232	10:26:05.351
3 -	1:34.512	46.701	2:21.213 (3)	75.68	1.121	10:28:26.564
4 -	<b>1:33.716</b>	<b>46.376</b>	<b>2:20.092 (1)</b>	<b>76.29</b>		<b>10:30:46.656</b>
5 -	1:35.343	47.186	2:22.529	74.98	2.437	10:33:09.185
6 -	1:33.950	46.838	2:20.788 (2)	75.91	0.696	10:35:29.973
7 -	1:34.700	46.633	2:21.333	75.62	1.241	10:37:51.306

P14 19 J		James O'MARA		Kawasaki NINJA 300 - BRP Machining Ltd		
IDEAL LAP TIME : 2:17.780		BEST LAP TIME : 2:17.780		DIFFERENCE : 0.000		
LAP	SECTOR 1	SECTOR 2	LAP TIME	MPH	DIFF	TIME OF DAY
1 -		47.043	2:29.832	71.33	12.052	10:23:44.287
2 -	1:34.274	47.398	2:21.672	75.44	3.892	10:26:05.959
3 -	1:34.015	47.145	2:21.160 (3)	75.71	3.380	10:28:27.119
4 -	1:33.106	45.990	2:19.096 (2)	76.83	1.316	10:30:46.215
5 -	<b>1:32.180</b>	<b>45.600</b>	<b>2:17.780 (1)</b>	<b>77.57</b>		<b>10:33:03.995</b>
6 -	1:53.029	47.633	2:40.662	66.52	22.882	10:35:44.657
7 -	1:35.006	46.674	2:21.680	75.43	3.900	10:38:06.337

P15 65 S		Konrad BREESE		Kawasaki NINJA 300 - STIHL Racing		
IDEAL LAP TIME : 2:21.836		BEST LAP TIME : 2:21.836		DIFFERENCE : 0.000		
LAP	SECTOR 1	SECTOR 2	LAP TIME	MPH	DIFF	TIME OF DAY
1 -		49.221	2:35.200	68.86	13.364	10:23:49.655
2 -	1:36.711	47.745	2:24.456	73.98	2.620	10:26:14.111
3 -	1:36.365	47.274	2:23.639 (3)	74.40	1.803	10:28:37.750
4 -	1:36.306	47.427	2:23.733	74.36	1.897	10:31:01.483
5 -	1:36.982	47.412	2:24.394	74.02	2.558	10:33:25.877
6 -	1:35.992	46.881	2:22.873 (2)	74.80	1.037	10:35:48.750
7 -	<b>1:35.275</b>	<b>46.561</b>	<b>2:21.836 (1)</b>	<b>75.35</b>		<b>10:38:10.586</b>

Weather / Track : Sunny / Dry

Snetterton 300  
Circuit Length = 2.9689 miles  
Start: 10:21 Flag 10:37 End: 10:39

# BMCRC - MRO Championships 2021 - Rnd 2 @ Snetterton 300

## ACU Team Green Junior Cup & Senior 300

### RACE 3 - SECTOR ANALYSIS



SECTOR 1 = FL to I1, SECTOR 2 = I1 to FL, DIFF = Difference To Personal Best Lap, P = Crossed Finish Line in Pit Lane, D = Time Disallowed

P16 24 S		Darren STOLTON		Kawasaki NINJA 300 -		
IDEAL LAP TIME : 2:22.026		BEST LAP TIME : 2:22.097		DIFFERENCE : 0.071		
LAP	SECTOR 1	SECTOR 2	LAP TIME	MPH	DIFF	TIME OF DAY
1 -		47.700	2:32.139	70.25	10.042	10:23:46.594
2 -	1:35.575	48.469	2:24.044 (3)	74.20	1.947	10:26:10.638
3 -	1:37.027	48.058	2:25.085	73.66	2.988	10:28:35.723
4 -	1:37.048	48.374	2:25.422	73.49	3.325	10:31:01.145
5 -	1:37.349	47.539	2:24.888	73.76	2.791	10:33:26.033
6 -	1:35.953	<b>47.132</b>	2:23.085 (2)	74.69	0.988	10:35:49.118
7 -	<b>1:34.894</b>	47.203	<b>2:22.097 (1)</b>	<b>75.21</b>		<b>10:38:11.215</b>

P17 70 S		Justin WHITE		Kawasaki NINJA 300 - Just In Graphics		
IDEAL LAP TIME : 2:23.011		BEST LAP TIME : 2:23.386		DIFFERENCE : 0.375		
LAP	SECTOR 1	SECTOR 2	LAP TIME	MPH	DIFF	TIME OF DAY
1 -		48.228	2:32.846	69.92	9.460	10:23:47.301
2 -	<b>1:35.690</b>	48.169	2:23.859 (2)	74.29	0.473	10:26:11.160
3 -	1:36.549	47.987	2:24.536	73.94	1.150	10:28:35.696
4 -	1:36.993	47.815	2:24.808	73.80	1.422	10:31:00.504
5 -	1:38.087	47.907	2:25.994	73.20	2.608	10:33:26.498
6 -	1:36.065	<b>47.321</b>	<b>2:23.386 (1)</b>	<b>74.54</b>		<b>10:35:49.884</b>
7 -	1:36.322	47.674	2:23.996 (3)	74.22	0.610	10:38:13.880

P18 55 J		Ben JOLLIFFE		Kawasaki NINJA 300 -		
IDEAL LAP TIME : 2:23.827		BEST LAP TIME : 2:23.827		DIFFERENCE : 0.000		
LAP	SECTOR 1	SECTOR 2	LAP TIME	MPH	DIFF	TIME OF DAY
1 -		50.026	2:34.929	68.98	11.102	10:23:49.384
2 -	1:37.188	48.292	2:25.480	73.46	1.653	10:26:14.864
3 -	1:37.138	48.593	2:25.731	73.34	1.904	10:28:40.595
4 -	1:36.167	48.610	2:24.777 (2)	73.82	0.950	10:31:05.372
5 -	1:36.296	48.513	2:24.809 (3)	73.80	0.982	10:33:30.181
6 -	1:36.430	49.064	2:25.494	73.46	1.667	10:35:55.675
7 -	<b>1:35.738</b>	<b>48.089</b>	<b>2:23.827 (1)</b>	<b>74.31</b>		<b>10:38:19.502</b>

P19 32 S		Conor MURRAY		Kawasaki NINJA 300 -		
IDEAL LAP TIME : 2:25.351		BEST LAP TIME : 2:25.931		DIFFERENCE : 0.580		
LAP	SECTOR 1	SECTOR 2	LAP TIME	MPH	DIFF	TIME OF DAY
1 -		48.748	2:35.543	68.71	9.612	10:23:49.998
2 -	1:37.806	48.696	2:26.502 (3)	72.95	0.571	10:26:16.500
3 -	1:39.454	49.446	2:28.900	71.78	2.969	10:28:45.400
4 -	1:39.073	48.896	2:27.969	72.23	2.038	10:31:13.369
5 -	1:38.879	48.917	2:27.796	72.31	1.865	10:33:41.165
6 -	1:38.423	<b>47.889</b>	2:26.312 (2)	73.04	0.381	10:36:07.477
7 -	<b>1:37.462</b>	48.469	<b>2:25.931 (1)</b>	<b>73.24</b>		<b>10:38:33.408</b>

P20 400 S		Stuart THURTLÉ		Kawasaki NINJA 400 - TeamTortoise Racing		
IDEAL LAP TIME : 2:25.466		BEST LAP TIME : 2:25.466		DIFFERENCE : 0.000		
LAP	SECTOR 1	SECTOR 2	LAP TIME	MPH	DIFF	TIME OF DAY
1 -		48.643	2:38.018	67.63	12.552	10:23:52.473
2 -	1:40.102	50.446	2:30.548	70.99	5.082	10:26:23.021
3 -	1:39.603	50.106	2:29.709	71.39	4.243	10:28:52.730
4 -	1:39.011	49.483	2:28.494	71.97	3.028	10:31:21.224
5 -	1:37.975	48.554	2:26.529 (2)	72.94	1.063	10:33:47.753
6 -	1:38.058	48.643	2:26.701 (3)	72.85	1.235	10:36:14.454
7 -	<b>1:36.986</b>	<b>48.480</b>	<b>2:25.466 (1)</b>	<b>73.47</b>		<b>10:38:39.920</b>

Weather / Track : Sunny / Dry

Snetterton 300  
Circuit Length = 2.9689 miles  
Start: 10:21 Flag 10:37 End: 10:39

# BMCRC - MRO Championships 2021 - Rnd 2 @ Snetterton 300

## ACU Team Green Junior Cup & Senior 300

### RACE 3 - SECTOR ANALYSIS



SECTOR 1 = FL to I1, SECTOR 2 = I1 to FL, DIFF = Difference To Personal Best Lap, P = Crossed Finish Line in Pit Lane, D = Time Disallowed

P21 97 J Ben PLATT		Kawasaki NINJA 400 - adss ltd				
IDEAL LAP TIME : 2:26.681		BEST LAP TIME : 2:27.244		DIFFERENCE : 0.563		
LAP	SECTOR 1	SECTOR 2	LAP TIME	MPH	DIFF	TIME OF DAY
1 -		49.067	2:40.497	66.59	13.253	10:23:54.952
2 -	1:38.345	49.837	2:28.182	72.12	0.938	10:26:23.134
3 -	1:39.886	49.532	2:29.418	71.53	2.174	10:28:52.552
4 -	1:39.054	<b>48.373</b>	2:27.427 (2)	72.49	0.183	10:31:19.979
5 -	1:38.950	48.785	2:27.735	72.34	0.491	10:33:47.714
6 -	1:39.047	48.490	2:27.537 (3)	72.44	0.293	10:36:15.251
7 -	<b>1:38.308</b>	48.936	<b>2:27.244 (1)</b>	<b>72.58</b>		<b>10:38:42.495</b>

P22 26 S Nicholas BETTRIDGE		Kawasaki NINJA - Weald builders				
IDEAL LAP TIME : 2:26.633		BEST LAP TIME : 2:27.002		DIFFERENCE : 0.369		
LAP	SECTOR 1	SECTOR 2	LAP TIME	MPH	DIFF	TIME OF DAY
1 -		49.383	2:37.478	67.87	10.476	10:23:51.933
2 -	1:40.457	50.210	2:30.667	70.93	3.665	10:26:22.600
3 -	1:39.841	49.521	2:29.362	71.55	2.360	10:28:51.962
4 -	1:39.774	48.996	2:28.770	71.84	1.768	10:31:20.732
5 -	1:39.643	<b>48.638</b>	2:28.281 (3)	72.07	1.279	10:33:49.013
6 -	<b>1:37.995</b>	49.007	<b>2:27.002 (1)</b>	<b>72.70</b>		<b>10:36:16.015</b>
7 -	1:38.121	48.913	2:27.034 (2)	72.69	0.032	10:38:43.049

P23 87 J James CLEARY		Kawasaki NINJA 300 -				
IDEAL LAP TIME : 2:26.172		BEST LAP TIME : 2:26.172		DIFFERENCE : 0.000		
LAP	SECTOR 1	SECTOR 2	LAP TIME	MPH	DIFF	TIME OF DAY
1 -		50.616	2:39.908	66.83	13.736	10:23:54.363
2 -	1:39.338	50.547	2:29.885	71.30	3.713	10:26:24.248
3 -	1:39.467	49.638	2:29.105	71.68	2.933	10:28:53.353
4 -	1:39.794	49.258	2:29.052	71.70	2.880	10:31:22.405
5 -	1:38.631	48.954	2:27.585 (3)	72.41	1.413	10:33:49.990
6 -	<b>1:37.891</b>	<b>48.281</b>	<b>2:26.172 (1)</b>	<b>73.11</b>		<b>10:36:16.162</b>
7 -	1:38.394	48.748	2:27.142 (2)	72.63	0.970	10:38:43.304

P24 0 S Graeme HARDIE		Kawasaki NINJA 400 - 113 Events Ltd				
IDEAL LAP TIME : 2:22.966		BEST LAP TIME : 2:23.131		DIFFERENCE : 0.165		
LAP	SECTOR 1	SECTOR 2	LAP TIME	MPH	DIFF	TIME OF DAY
1 -		<b>47.259</b>	2:32.756	69.96	9.625	10:23:47.211
2 -	<b>1:35.707</b>	47.424	<b>2:23.131 (1)</b>	<b>74.67</b>		<b>10:26:10.342</b>
3 -	1:37.114	47.897	2:25.011 (3)	73.70	1.880	10:28:35.353
4 -	1:37.280	47.979	2:25.259	73.57	2.128	10:31:00.612
5 -	2:08.395	48.966	2:57.361	60.26	34.230	10:33:57.973
6 -	1:37.891	47.682	2:25.573	73.42	2.442	10:36:23.546
7 -	1:36.588	47.732	2:24.320 (2)	74.05	1.189	10:38:47.866

P25 88 S David COURT		Kawasaki NINJA 300 -				
IDEAL LAP TIME : 2:26.585		BEST LAP TIME : 2:26.585		DIFFERENCE : 0.000		
LAP	SECTOR 1	SECTOR 2	LAP TIME	MPH	DIFF	TIME OF DAY
1 -		50.026	2:42.979	65.57	16.394	10:23:57.434
2 -	1:38.795	50.807	2:29.602	71.44	3.017	10:26:27.036
3 -	1:39.813	50.651	2:30.464	71.03	3.879	10:28:57.500
4 -	1:39.342	49.491	2:28.833 (2)	71.81	2.248	10:31:26.333
5 -	1:39.944	49.416	2:29.360 (3)	71.55	2.775	10:33:55.693
6 -	1:40.122	49.338	2:29.460	71.51	2.875	10:36:25.153
7 -	<b>1:38.019</b>	<b>48.566</b>	<b>2:26.585 (1)</b>	<b>72.91</b>		<b>10:38:51.738</b>

Weather / Track : Sunny / Dry

Snetterton 300  
 Circuit Length = 2.9689 miles  
 Start: 10:21 Flag 10:37 End: 10:39

# BMCRC - MRO Championships 2021 - Rnd 2 @ Snetterton 300

## ACU Team Green Junior Cup & Senior 300

### RACE 3 - SECTOR ANALYSIS



SECTOR 1 = FL to I1, SECTOR 2 = I1 to FL, DIFF = Difference To Personal Best Lap, P = Crossed Finish Line in Pit Lane, D = Time Disallowed

P26 66 S		Mark SMITH		Kawasaki NINJA 300 - MHP EXHAUST'S			
IDEAL LAP TIME : 2:26.685		BEST LAP TIME : 2:26.685		DIFFERENCE : 0.000			
LAP	SECTOR 1	SECTOR 2	LAP TIME	MPH	DIFF	TIME OF DAY	
1 -		50.143	2:42.025	65.96	15.340	10:23:56.480	
2 -	1:39.373	50.112	2:29.485	71.49	2.800	10:26:25.965	
3 -	1:40.807	50.739	2:31.546	70.52	4.861	10:28:57.511	
4 -	1:40.185	49.981	2:30.166	71.17	3.481	10:31:27.677	
5 -	1:38.695	49.486	2:28.181 (2)	72.12	1.496	10:33:55.858	
6 -	1:40.158	49.309	2:29.467 (3)	71.50	2.782	10:36:25.325	
7 -	<b>1:37.914</b>	<b>48.771</b>	<b>2:26.685 (1)</b>	<b>72.86</b>		<b>10:38:52.010</b>	

P27 39 S		Peter PARAPANOS		Kawasaki NINJA 300 - AMR Glasgow Kawasaki			
IDEAL LAP TIME : 2:28.545		BEST LAP TIME : 2:28.663		DIFFERENCE : 0.118			
LAP	SECTOR 1	SECTOR 2	LAP TIME	MPH	DIFF	TIME OF DAY	
1 -		49.552	2:40.306	66.67	11.643	10:23:54.761	
2 -	1:40.596	50.031	2:30.627	70.95	1.964	10:26:25.388	
3 -	1:40.899	49.872	2:30.771	70.88	2.108	10:28:56.159	
4 -	1:39.946	49.494	2:29.440 (3)	71.52	0.777	10:31:25.599	
5 -	<b>1:39.940</b>	49.378	2:29.318 (2)	71.57	0.655	10:33:54.917	
6 -	1:39.961	49.537	2:29.498	71.49	0.835	10:36:24.415	
7 -	1:40.058	<b>48.605</b>	<b>2:28.663 (1)</b>	<b>71.89</b>		<b>10:38:53.078</b>	

P28 10 S		Mike BRUNSDON		Kawasaki NINJA 300 - CF Fairford			
IDEAL LAP TIME : 2:27.877		BEST LAP TIME : 2:27.877		DIFFERENCE : 0.000			
LAP	SECTOR 1	SECTOR 2	LAP TIME	MPH	DIFF	TIME OF DAY	
1 -		50.749	2:43.790	65.25	15.913	10:23:58.245	
2 -	1:39.349	50.091	2:29.440	71.52	1.563	10:26:27.685	
3 -	1:39.832	50.586	2:30.418	71.05	2.541	10:28:58.103	
4 -	1:39.780	50.330	2:30.110	71.20	2.233	10:31:28.213	
5 -	1:39.435	49.378	2:28.813 (3)	71.82	0.936	10:33:57.026	
6 -	1:39.541	49.204	2:28.745 (2)	71.85	0.868	10:36:25.771	
7 -	<b>1:38.797</b>	<b>49.080</b>	<b>2:27.877 (1)</b>	<b>72.27</b>		<b>10:38:53.648</b>	

P29 48 S		Kevin SABBARTON		Kawasaki NINJA 300 -			
IDEAL LAP TIME : 2:27.301		BEST LAP TIME : 2:27.301		DIFFERENCE : 0.000			
LAP	SECTOR 1	SECTOR 2	LAP TIME	MPH	DIFF	TIME OF DAY	
1 -		50.372	2:41.908	66.01	14.607	10:23:56.363	
2 -	1:40.602	50.752	2:31.354	70.61	4.053	10:26:27.717	
3 -	1:39.930	51.033	2:30.963	70.79	3.662	10:28:58.680	
4 -	1:39.136	51.381	2:30.517	71.00	3.216	10:31:29.197	
5 -	1:39.214	50.220	2:29.434 (3)	71.52	2.133	10:33:58.631	
6 -	1:38.597	49.775	2:28.372 (2)	72.03	1.071	10:36:27.003	
7 -	<b>1:37.900</b>	<b>49.401</b>	<b>2:27.301 (1)</b>	<b>72.55</b>		<b>10:38:54.304</b>	

P30 75 S		Jonathan ADEDOTUN		Kawasaki NINJA 300 -			
IDEAL LAP TIME : 2:28.040		BEST LAP TIME : 2:28.138		DIFFERENCE : 0.098			
LAP	SECTOR 1	SECTOR 2	LAP TIME	MPH	DIFF	TIME OF DAY	
1 -		49.957	2:42.519	65.76	14.381	10:23:56.974	
2 -	1:39.334	50.200	2:29.534 (3)	71.47	1.396	10:26:26.508	
3 -	1:40.514	50.252	2:30.766	70.89	2.628	10:28:57.274	
4 -	1:40.519	49.896	2:30.415	71.05	2.277	10:31:27.689	
5 -	1:40.619	49.737	2:30.356	71.08	2.218	10:33:58.045	
6 -	<b>1:39.032</b>	49.532	2:28.564 (2)	71.94	0.426	10:36:26.609	
7 -	1:39.130	<b>49.008</b>	<b>2:28.138 (1)</b>	<b>72.14</b>		<b>10:38:54.747</b>	

Weather / Track : Sunny / Dry

Snetterton 300  
Circuit Length = 2.9689 miles  
Start: 10:21 Flag 10:37 End: 10:39



# BMCRC - MRO Championships 2021 - Rnd 2 @ Snetterton 300

## ACU Team Green Junior Cup & Senior 300

### RACE 3 - SECTOR ANALYSIS



SECTOR 1 = FL to I1, SECTOR 2 = I1 to FL, DIFF = Difference To Personal Best Lap, P = Crossed Finish Line in Pit Lane, D = Time Disallowed

P31 64 J		Jamie MALIN		Kawasaki NINJA 300 -			
IDEAL LAP TIME : 2:32.095		BEST LAP TIME : 2:32.095		DIFFERENCE : 0.000			
LAP	SECTOR 1	SECTOR 2	LAP TIME	MPH	DIFF	TIME OF DAY	
1 -		52.185	2:49.376	63.10	17.281	10:24:03.831	
2 -	1:43.078	51.819	2:34.897	69.00	2.802	10:26:38.728	
3 -	1:42.884	51.171	2:34.055	69.37	1.960	10:29:12.783	
4 -	1:42.325	50.884	2:33.209 (2)	69.76	1.114	10:31:45.992	
5 -	1:41.996	51.693	2:33.689 (3)	69.54	1.594	10:34:19.681	
6 -	1:42.447	51.853	2:34.300	69.26	2.205	10:36:53.981	
7 -	<b>1:41.751</b>	<b>50.344</b>	<b>2:32.095 (1)</b>	<b>70.27</b>		<b>10:39:26.076</b>	

P32 83 S		Simon CHAPPELL		Kawasaki NINJA 300 -			
IDEAL LAP TIME : 2:36.577		BEST LAP TIME : 2:37.125		DIFFERENCE : 0.548			
LAP	SECTOR 1	SECTOR 2	LAP TIME	MPH	DIFF	TIME OF DAY	
1 -		<b>53.277</b>	2:47.272	63.89	10.147	10:24:01.727	
2 -	1:46.778	53.602	2:40.380 (3)	66.64	3.255	10:26:42.107	
3 -	1:48.221	54.670	2:42.891	65.61	5.766	10:29:24.998	
4 -	1:46.311	54.251	2:40.562	66.56	3.437	10:32:05.560	
5 -	1:44.984	53.283	2:38.267 (2)	67.53	1.142	10:34:43.827	
6 -	<b>1:43.300</b>	53.825	<b>2:37.125 (1)</b>	<b>68.02</b>		<b>10:37:20.952</b>	

P33 118 J		Max HALL		Kawasaki NINJA 300 - Racecraft rider development			
IDEAL LAP TIME : 2:37.702		BEST LAP TIME : 2:37.818		DIFFERENCE : 0.116			
LAP	SECTOR 1	SECTOR 2	LAP TIME	MPH	DIFF	TIME OF DAY	
1 -		52.677	2:47.801	63.69	9.983	10:24:02.256	
2 -	<b>1:45.096</b>	52.722	<b>2:37.818 (1)</b>	<b>67.72</b>		<b>10:26:40.074</b>	
3 -	1:45.217	<b>52.606</b>	2:37.823 (2)	67.72	0.005	10:29:17.897	
4 -	1:47.337	53.415	2:40.752 (3)	66.48	2.934	10:31:58.649	
5 -	1:48.163	54.045	2:42.208	65.89	4.390	10:34:40.857	
6 -	1:47.913	54.306	2:42.219	65.88	4.401	10:37:23.076	

P34 311 12s		Nathan-Ellis WARD		Kawasaki NINJA 300 - Zipped up racing			
IDEAL LAP TIME : 2:37.924		BEST LAP TIME : 2:38.521		DIFFERENCE : 0.597			
LAP	SECTOR 1	SECTOR 2	LAP TIME	MPH	DIFF	TIME OF DAY	
1 -		52.353	2:49.214	63.16	10.693	10:24:03.669	
2 -	<b>1:46.475</b>	52.476	2:38.951 (3)	67.24	0.430	10:26:42.620	
3 -	1:49.077	54.585	2:43.662	65.30	5.141	10:29:26.282	
4 -	1:46.823	53.009	2:39.832	66.87	1.311	10:32:06.114	
5 -	1:47.072	<b>51.449</b>	<b>2:38.521 (1)</b>	<b>67.42</b>		<b>10:34:44.635</b>	
6 -	1:46.625	52.172	2:38.797 (2)	67.30	0.276	10:37:23.432	

P35 18 J		George HIGGINS		Kawasaki NINJA 300 - Aztec Racing			
IDEAL LAP TIME : 2:37.630		BEST LAP TIME : 2:38.229		DIFFERENCE : 0.599			
LAP	SECTOR 1	SECTOR 2	LAP TIME	MPH	DIFF	TIME OF DAY	
1 -		53.775	2:54.307	61.31	16.078	10:24:08.762	
2 -	1:45.541	53.657	2:39.198 (3)	67.13	0.969	10:26:47.960	
3 -	1:45.719	53.852	2:39.571	66.98	1.342	10:29:27.531	
4 -	<b>1:44.674</b>	54.394	2:39.068 (2)	67.19	0.839	10:32:06.599	
5 -	1:45.273	<b>52.956</b>	<b>2:38.229 (1)</b>	<b>67.54</b>		<b>10:34:44.828</b>	
6 -	1:45.443	53.973	2:39.416	67.04	1.187	10:37:24.244	

Weather / Track : Sunny / Dry

Snetterton 300  
 Circuit Length = 2.9689 miles  
 Start: 10:21 Flag 10:37 End: 10:39

# BMCRC - MRO Championships 2021 - Rnd 2 @ Snetterton 300

## ACU Team Green Junior Cup & Senior 300

### RACE 3 - SECTOR ANALYSIS



SECTOR 1 = FL to I1, SECTOR 2 = I1 to FL, DIFF = Difference To Personal Best Lap, P = Crossed Finish Line in Pit Lane, D = Time Disallowed

P36 333 S		Mark STUBBERFIELD		Kawasaki NINJA 300 -		
IDEAL LAP TIME : 2:31.327		BEST LAP TIME : 2:31.327		DIFFERENCE : 0.000		
LAP	SECTOR 1	SECTOR 2	LAP TIME	MPH	DIFF	TIME OF DAY
1 -		51.816	2:44.621	64.92	13.294	10:23:59.076
2 -	<b>1:40.527</b>	<b>50.800</b>	<b>2:31.327 (1)</b>	<b>70.62</b>		<b>10:26:30.403</b>
3 -	1:41.542	51.851	2:33.393 (2)	69.67	2.066	10:29:03.796
4 -	1:42.243	51.449	2:33.692 (3)	69.54	2.365	10:31:37.488

Weather / Track : Sunny / Dry

Results can be found at [www.tsl-timing.com](http://www.tsl-timing.com)

Page 8 of 8

Snetterton 300  
Circuit Length = 2.9689 miles  
Start: 10:21 Flag 10:37 End: 10:39

Printed - 10:41 Sunday, 30 May 2021

# BMCRC - MRO Championships 2021 - Rnd 2 @ Snetterton 300

## ACU Team Green Junior Cup & Senior 300

### RACE 3 - BEST SECTORS

SECTOR 1				SECTOR 2				IDEAL / BEST COMPARISON				
POS	NO	NAME	TIME	NO	NAME	TIME	POS	NO	NAME	IDEAL	BEST	DIFF
									<b>PERFECT LAP</b>	<b>2:14.884</b>		
1	14	SMART-WEEDEN	1:30.503	14	SMART-WEEDEN	44.381	1	14	SMART-WEEDEN	2:14.884	2:15.039	0.155
2	130	MELLOR	1:31.074	196	KIRSCH	44.691	2	196	KIRSCH	2:16.128	2:16.247	0.119
3	50	McMULLAN	1:31.356	8	ATKINSON	45.031	3	130	MELLOR	2:16.438	2:16.527	0.089
4	196	KIRSCH	1:31.437	50	McMULLAN	45.329	4	8	ATKINSON	2:16.471	2:16.996	0.525
5	8	ATKINSON	1:31.440	131	MELLOR	45.362	5	50	McMULLAN	2:16.685	2:16.767	0.082
6	131	MELLOR	1:31.748	130	MELLOR	45.364	6	131	MELLOR	2:17.110	2:17.123	0.013
7	19	O'MARA	1:32.180	61	WALKER	45.525	7	19	O'MARA	2:17.780	2:17.780	0.000
8	60	DOCHERTY	1:32.370	777	HARDY	45.555	8	60	DOCHERTY	2:18.118	2:18.118	0.000
9	61	WALKER	1:32.839	77	WHITE	45.573	9	61	WALKER	2:18.364	2:18.594	0.230
10	34	ARBON	1:33.107	19	O'MARA	45.600	10	77	WHITE	2:18.719	2:18.719	0.000
11	77	WHITE	1:33.146	34	ARBON	45.731	11	777	HARDY	2:18.760	2:18.760	0.000
12	777	HARDY	1:33.205	60	DOCHERTY	45.748	12	34	ARBON	2:18.838	2:19.060	0.222
13	69	HUSKINSON	1:33.710	69	HUSKINSON	46.330	13	69	HUSKINSON	2:20.040	2:20.171	0.131
14	81	WALKER	1:33.716	81	WALKER	46.376	14	81	WALKER	2:20.092	2:20.092	0.000
15	24	STOLTON	1:34.894	65	BREESE	46.561	15	65	BREESE	2:21.836	2:21.836	0.000
16	65	BREESE	1:35.275	24	STOLTON	47.132	16	24	STOLTON	2:22.026	2:22.097	0.071
17	70	WHITE	1:35.690	0	HARDIE	47.259	17	0	HARDIE	2:22.966	2:23.131	0.165
18	0	HARDIE	1:35.707	70	WHITE	47.321	18	70	WHITE	2:23.011	2:23.386	0.375
19	55	JOLLIFFE	1:35.738	32	MURRAY	47.889	19	55	JOLLIFFE	2:23.827	2:23.827	0.000
20	400	THURTL	1:36.986	55	JOLLIFFE	48.089	20	32	MURRAY	2:25.351	2:25.931	0.580
21	32	MURRAY	1:37.462	87	CLEARY	48.281	21	400	THURTL	2:25.466	2:25.466	0.000
22	87	CLEARY	1:37.891	97	PLATT	48.373	22	87	CLEARY	2:26.172	2:26.172	0.000
23	48	SABBARTON	1:37.900	400	THURTL	48.480	23	88	COURT	2:26.585	2:26.585	0.000
24	66	SMITH	1:37.914	88	COURT	48.566	24	26	BETRIDGE	2:26.633	2:27.002	0.369
25	26	BETRIDGE	1:37.995	39	PARAPANOS	48.605	25	97	PLATT	2:26.681	2:27.244	0.563
26	88	COURT	1:38.019	26	BETRIDGE	48.638	26	66	SMITH	2:26.685	2:26.685	0.000
27	97	PLATT	1:38.308	66	SMITH	48.771	27	48	SABBARTON	2:27.301	2:27.301	0.000
28	10	BRUNSDON	1:38.797	75	ADEDOTUN	49.008	28	10	BRUNSDON	2:27.877	2:27.877	0.000
29	75	ADEDOTUN	1:39.032	10	BRUNSDON	49.080	29	75	ADEDOTUN	2:28.040	2:28.138	0.098
30	39	PARAPANOS	1:39.940	48	SABBARTON	49.401	30	39	PARAPANOS	2:28.545	2:28.663	0.118
31	333	STUBBERFIELD	1:40.527	64	MALIN	50.344	31	333	STUBBERFIELD	2:31.327	2:31.327	0.000
32	64	MALIN	1:41.751	333	STUBBERFIELD	50.800	32	64	MALIN	2:32.095	2:32.095	0.000
33	83	CHAPPELL	1:43.300	311	WARD	51.449	33	83	CHAPPELL	2:36.577	2:37.125	0.548
34	18	HIGGINS	1:44.674	118	HALL	52.606	34	18	HIGGINS	2:37.630	2:38.229	0.599
35	118	HALL	1:45.096	18	HIGGINS	52.956	35	118	HALL	2:37.702	2:37.818	0.116
36	311	WARD	1:46.475	83	CHAPPELL	53.277	36	311	WARD	2:37.924	2:38.521	0.597

Weather / Track : Sunny / Dry

Results can be found at [www.tsl-timing.com](http://www.tsl-timing.com)

Snetterton 300

Circuit Length = 2.9689 miles

Start: 10:21 Flag 10:37 End: 10:39

Printed - 10:40 Sunday, 30 May 2021

# BMCRC - MRO Championships 2021 - Rnd 2 @ Snetterton 300

## ACU Team Green Junior Cup & Senior 300

### RACE 3 - STATISTICS

Competitors Started	36
Planned Start	2021-05-30 @ 10:05:00.000
Actual Start	2021-05-30 @ 10:21:14.454
Finish Time	2021-05-30 @ 10:37:16.307
Track Length	2.9689mi.
Total Laps	245
Total Distance Covered	727.3833mi.

#### Session Fastest Lap History

NO	CL	NAME	LAP TIME	TIME OF DAY	LAP	VEHICLE
14	J	Finn SMART-WEEDEN	2:23.157	10:23:37.631	1	Kawasaki NINJA 400
14	J	Finn SMART-WEEDEN	2:17.492	10:25:55.123	2	Kawasaki NINJA 400
196	J	Jack KIRSCH	2:17.336	10:25:55.384	2	Kawasaki NINJA 400
14	J	Finn SMART-WEEDEN	2:16.455	10:28:11.578	3	Kawasaki NINJA 400
196	J	Jack KIRSCH	2:16.422	10:28:11.805	3	Kawasaki NINJA 400
14	J	Finn SMART-WEEDEN	2:16.375	10:32:44.926	5	Kawasaki NINJA 400
14	J	Finn SMART-WEEDEN	2:15.039	10:34:59.965	6	Kawasaki NINJA 400

#### Session Leader History

NO	CL	NAME	FROM LAP	LAPS LED	DISTANCE	VEHICLE
14	J	Finn SMART-WEEDEN	1	7	20.78 miles	Kawasaki NINJA 400

#### Flag History

TYPE	TIME OF DAY
GREEN	10:21:14.454
FINISH	10:37:16.307

#### Flag Statistics

TYPE	COUNT	TOTAL LAPS	TOTAL TIME
Green	1	7	18:23.104
Red	0	0	0.000
Safety Car	0	0	0.000
FCY	0	0	0.000

# BMCRC - MRO Championships 2021 - Rnd 2 @ Snetterton 300

## ACU Team Green Junior Cup & Senior 300

### RACE 3 - STATISTICS

CLASS : J

17 Starters

#### Fastest Lap History

NO	NAME	LAP TIME	TIME OF DAY	LAP	VEHICLE
14	Finn SMART-WEEDEN	2:23.157	10:23:37.631	1	Kawasaki NINJA 400
14	Finn SMART-WEEDEN	2:17.492	10:25:55.123	2	Kawasaki NINJA 400
196	Jack KIRSCH	2:17.336	10:25:55.384	2	Kawasaki NINJA 400
14	Finn SMART-WEEDEN	2:16.455	10:28:11.578	3	Kawasaki NINJA 400
196	Jack KIRSCH	2:16.422	10:28:11.805	3	Kawasaki NINJA 400
14	Finn SMART-WEEDEN	2:16.375	10:32:44.926	5	Kawasaki NINJA 400
14	Finn SMART-WEEDEN	2:15.039	10:34:59.965	6	Kawasaki NINJA 400

#### Leader History

NO	NAME	FROM LAP	LAPS LED	DISTANCE	VEHICLE
14	Finn SMART-WEEDEN	1	7	20.78 miles	Kawasaki NINJA 400

# BMCRC - MRO Championships 2021 - Rnd 2 @ Snetterton 300

## ACU Team Green Junior Cup & Senior 300

### RACE 3 - STATISTICS

**CLASS : S**

18 Starters

#### Fastest Lap History

NO	NAME	LAP TIME	TIME OF DAY	LAP	VEHICLE
8	Phil ATKINSON	<b>2:26.817</b>	10:23:41.277	1	Kawasaki NINJA 300
8	Phil ATKINSON	<b>2:18.571</b>	10:25:59.848	2	Kawasaki NINJA 300
8	Phil ATKINSON	<b>2:18.139</b>	10:28:17.987	3	Kawasaki NINJA 300
8	Phil ATKINSON	<b>2:17.420</b>	10:30:35.407	4	Kawasaki NINJA 300
8	Phil ATKINSON	<b>2:17.419</b>	10:32:52.827	5	Kawasaki NINJA 300
8	Phil ATKINSON	<b>2:16.996</b>	10:35:09.822	6	Kawasaki NINJA 300

#### Leader History

NO	NAME	FROM LAP	LAPS LED	DISTANCE	VEHICLE
8	Phil ATKINSON	1	7	20.78 miles	Kawasaki NINJA 300

# BMCRC - MRO Championships 2021 - Rnd 2 @ Snetterton 300

## ACU Team Green Junior Cup & Senior 300

### RACE 3 - STATISTICS

CLASS : 12s

1 Starters

#### Fastest Lap History

NO	NAME	LAP TIME	TIME OF DAY	LAP	VEHICLE
311	Nathan-Ellis WARD	<b>2:49.214</b>	10:24:03.675	1	Kawasaki NINJA 300
311	Nathan-Ellis WARD	<b>2:38.951</b>	10:26:42.625	2	Kawasaki NINJA 300
311	Nathan-Ellis WARD	<b>2:38.521</b>	10:34:44.640	5	Kawasaki NINJA 300

#### Leader History

NO	NAME	FROM LAP	LAPS LED	DISTANCE	VEHICLE
311	Nathan-Ellis WARD	1	6	17.81 miles	Kawasaki NINJA 300

# BMCRC - MRO Championships 2021 - Rnd 2 @ Snetterton 300



## ACU Team Green Junior Cup & Senior 300

### RACE 13 - GRID (7 Laps)



ROW 14			40	57	Richard BUCKHAM											
ROW 13		39	113	Mikey HARDIE	38	45	Jake MARSH	37	96	Giovanni BELIOSSI						
ROW 12		36	311	Nathan-Ellis WARD	2:38.521	35	18	George HIGGINS	2:38.229	34	118	Max HALL	2:37.818			
ROW 11			33	83	Simon CHAPPELL	2:37.125		32	64	Jamie MALIN	2:32.095		31	333	Mark STUBBERFIELD	2:31.327
ROW 10		30	39	Peter PARAPANOS	2:28.663	29	75	Jonathan ADEDOTUN	2:28.138	28	10	Mike BRUNSDON	2:27.877			
ROW 9			27	48	Kevin SABBARTON	2:27.301		26	97	Ben PLATT	2:27.244		25	26	Nicholas BETTRIDGE	2:27.002
ROW 8		24	66	Mark SMITH	2:26.685	23	88	David COURT	2:26.585	22	87	James CLEARY	2:26.172			
ROW 7			21	32	Conor MURRAY	2:25.931		20	400	Stuart THURTLIE	2:25.466		19	55	Ben JOLLIFFE	2:23.827
ROW 6		18	70	Justin WHITE	2:23.386	17	0	Graeme HARDIE	2:23.131	16	24	Darren STOLTON	2:22.097			
ROW 5			15	65	Konrad BREESE	2:21.836		14	69	Danny HUSKINSON	2:20.171		13	81	Keo WALKER	2:20.092
ROW 4		12	34	Oliver ARBON	2:19.060	11	777	Maximus HARDY	2:18.760	10	77	Joe WHITE	2:18.719			
ROW 3			9	61	Kathryn WALKER	2:18.594		8	60	Lennon DOCHERTY	2:18.118		7	19	James O'MARA	2:17.780
ROW 2		6	131	Dylan MELLOR	2:17.123	5	8	Phil ATKINSON	2:16.996	4	50	Fred McMULLAN	2:16.767			
ROW 1			3	130	Owen MELLOR	2:16.527		2	196	Jack KIRSCH	2:16.247		1	14	Finn SMART-WEEDEN	2:15.039
																<b>Pole</b>



These results are provisional until the conclusion of any judicial and technical matters. Snetterton 300  
Circuit Length = 2.9689 miles

Clerk Of Course :	Stewards :	Timekeeper : Craig Smith
-------------------	------------	--------------------------

Results can be found at [www.tsl-timing.com](http://www.tsl-timing.com) Printed - 10:42 Sunday, 30 May 2021





# BMCRC - MRO Championships 2021 - Rnd 2 @ Snetterton 300



## ACU Team Green Junior Cup & Senior 300

### RACE 13 - CLASSIFICATION

# Kawasaki

POS	NO	CL	PIC NAME	ENTRY	LAPS	TIME	GAP	DIFF	MPH	BEST	ON
1	14	J	1 Finn SMART-WEEDEN	Kawasaki NINJA 400 - Mum and Dad	7	15:57.717			78.11	2:15.643	2
2	130	J	2 Owen MELLOR	Kawasaki NINJA 300 - Team Mellor Racing	7	16:00.034	2.317	2.317	77.93	2:15.773	3
3	50	J	3 Fred McMULLAN	Kawasaki NINJA 300 - Orwell motorcycles Ipswich	7	16:10.221	12.504	10.187	77.11	2:17.329	7
4	196	J	4 Jack KIRSCH	Kawasaki NINJA 400 - Core Formwork	7	16:10.524	12.807	0.303	77.08	2:17.307	4
5	131	J	5 Dylan MELLOR	Kawasaki NINJA 300 - Team Mellor Racing	7	16:10.760	13.043	0.236	77.07	2:17.242	7
6	8	S	1 Phil ATKINSON	Kawasaki NINJA 300 - Rose mot centre	7	16:20.246	22.529	9.486	76.32	2:18.339	3
7	60	J	6 Lennon DOCHERTY	Kawasaki NINJA 300 - Doc Fit Training	7	16:24.569	26.852	4.323	75.98	2:18.848	2
8	34	J	7 Oliver ARBON	Kawasaki NINJA 400 - tt plumbing and heating	7	16:25.186	27.469	0.617	75.94	2:18.066	7
9	61	S	2 Kathryn WALKER	Kawasaki NINJA - Think Bike Gear & AutoSmart Pre	7	16:26.054	28.337	0.868	75.87	2:18.555	4
10	77	J	8 Joe WHITE	Kawasaki NINJA 300 - Just In Graphics /MZ CONTR	7	16:26.789	29.072	0.735	75.81	2:19.058	7
11	19	J	9 James O'MARA	Kawasaki NINJA 300 - BRP Machining Ltd	7	16:27.373	29.656	0.584	75.77	2:19.484	7
12	81	J	10 Keo WALKER	Kawasaki NINJA 300 - Martin Wight Elecrical	7	16:39.624	41.907	12.251	74.84	2:21.282	2
13	777	J	11 Maximus HARDY	Kawasaki NINJA 400 - DAD	7	16:39.664	41.947	0.040	74.84	2:21.362	6
14	65	S	3 Konrad BREESE	Kawasaki NINJA 300 - STIHL Racing	7	16:52.178	54.461	12.514	73.91	2:22.892	6
15	0	S	4 Graeme HARDIE	Kawasaki NINJA 400 - 113 Events Ltd	7	16:58.803	1:01.086	6.625	73.43	2:23.628	4
16	24	S	5 Darren STOLTON	Kawasaki NINJA 300 -	7	16:59.156	1:01.439	0.353	73.41	2:23.407	7
17	70	S	6 Justin WHITE	Kawasaki NINJA 300 - Just In Graphics	7	17:12.271	1:14.554	13.115	72.47	2:25.505	3
18	55	J	12 Ben JOLLIFFE	Kawasaki NINJA 300 -	7	17:14.291	1:16.574	2.020	72.33	2:23.241	7
19	32	S	7 Conor MURRAY	Kawasaki NINJA 300 -	7	17:17.944	1:20.227	3.653	72.08	2:24.571	7
20	97	J	13 Ben PLATT	Kawasaki NINJA 400 - adss ltd	7	17:19.265	1:21.548	1.321	71.98	2:25.582	7
21	400	S	8 Stuart THURTLIE	Kawasaki NINJA 400 - TeamTortoise Racing	7	17:19.652	1:21.935	0.387	71.96	2:25.307	7
22	26	S	9 Nicholas BETTRIDGE	Kawasaki NINJA - Weald builders	7	17:40.051	1:42.334	20.399	70.57	2:28.136	5
23	39	S	10 Peter PARAPANOS	Kawasaki NINJA 300 - AMR Glasgow Kawasaki	7	17:40.134	1:42.417	0.083	70.57	2:28.401	6
24	87	J	14 James CLEARY	Kawasaki NINJA 300 -	7	17:40.658	1:42.941	0.524	70.53	2:29.520	7
25	48	S	11 Kevin SABBARTON	Kawasaki NINJA 300 -	7	17:40.692	1:42.975	0.034	70.53	2:26.526	7
26	66	S	12 Mark SMITH	Kawasaki NINJA 300 - MHP EXHAUST'S	7	17:43.583	1:45.866	2.891	70.34	2:28.369	7
27	75	S	13 Jonathan ADEDOTUN	Kawasaki NINJA 300 -	7	17:44.285	1:46.568	0.702	70.29	2:29.150	5
28	10	S	14 Mike BRUNSDON	Kawasaki NINJA 300 - CF Fairford	7	17:44.329	1:46.612	0.044	70.29	2:28.657	5
29	64	J	15 Jamie MALIN	Kawasaki NINJA 300 -	7	17:44.754	1:47.037	0.425	70.26	2:27.422	5
30	88	S	15 David COURT	Kawasaki NINJA 300 -	7	17:44.966	1:47.249	0.212	70.25	2:28.407	7
31	333	S	16 Mark STUBBERFIELD	Kawasaki NINJA 300 -	7	17:47.855	1:50.138	2.889	70.06	2:28.626	6
32	83	S	17 Simon CHAPPELL	Kawasaki NINJA 300 -	7	18:30.550	2:32.833	42.695	67.36	2:34.955	6
33	311	12s	1 Nathan-Ellis WARD	Kawasaki NINJA 300 - Zipped up racing	7	18:32.328	2:34.611	1.778	67.26	2:35.167	6
34	118	J	16 Max HALL	Kawasaki NINJA 300 - Racecraft rider development	6	16:13.022	1 Lap	1 Lap	65.90	2:40.115	3

#### NOT CLASSIFIED

DNF	69	S	Danny HUSKINSON	Kawasaki NINJA 300 - art of racing	1	2:29.356	6 Laps	5 Laps	71.56	2:29.356	1
DNF	18	J	George HIGGINS	Kawasaki NINJA 300 - Aztec Racing	1	2:51.652	6 Laps	22.296	62.26	2:51.652	1

#### FASTEST LAP

14	J	Finn SMART-WEEDEN	Kawasaki NINJA 400 - Mum and Dad	2	2:15.643	78.79 mph	126.80 kph
8	S	Phil ATKINSON	Kawasaki NINJA 300 - Rose mot centre	3	2:18.339	77.26 mph	124.33 kph
311	12s	Nathan-Ellis WARD	Kawasaki NINJA 300 - Zipped up racing	6	2:35.167	68.88 mph	110.85 kph

Class J - 92.5% of Race Speed = 72.25 mph  
 Class S - 92.5% of Race Speed = 70.59 mph  
 Class 12s - 92.5% of Race Speed = 62.21 mph

Snetterton 300: 2.9689 miles

Race Distance: 7 Laps / 20.78 miles

Start: 14:50 Flag 15:06 End: 15:09

Weather / Track : Sunny / Dry

These results are provisional until the conclusion of any judicial and technical matters.

Clerk Of Course :	Stewards :	Timekeeper : Craig Smith
-------------------	------------	--------------------------

Results can be found at [www.tsl-timing.com](http://www.tsl-timing.com)

Printed - 15:09 Sunday, 30 May 2021



# BMCRC - MRO Championships 2021 - Rnd 2 @ Snetterton 300

## ACU Team Green Junior Cup & Senior 300

### RACE 13 - LAP CHART

#### LAP 1 @ 14:52:53.866

NO	BEHIND	LAP TIME
14		2:21.216
130	0.342	2:21.558
196	1.485	2:22.701
50	2.662	2:23.878
131	3.407	2:24.623
8	4.262	2:25.478
60	5.213	2:26.429
19	5.561	2:26.777
77	5.585	2:26.801
61	6.565	2:27.781
34	7.221	2:28.437
81	7.382	2:28.598
777	7.583	2:28.799
69	8.140	2:29.356
65	10.158	2:31.374
24	10.612	2:31.828
70	12.288	2:33.504
0	12.553	2:33.769
97	15.315	2:36.531
32	15.592	2:36.808
55	15.750	2:36.966
400	16.921	2:38.137
87	17.858	2:39.074
66	18.340	2:39.556
88	18.653	2:39.869
39	18.778	2:39.994
48	19.507	2:40.723
75	20.055	2:41.271
26	20.498	2:41.714
333	21.184	2:42.400
10	21.308	2:42.524
83	23.751	2:44.967
64	24.518	2:45.734
118	27.458	2:48.674
311	29.330	2:50.546
18	30.436	2:51.652

#### LAP 2 @ 14:55:09.509

NO	BEHIND	LAP TIME
14		2:15.643
130	0.537	2:15.838
50	4.674	2:17.655
196	5.159	2:19.317
131	5.237	2:17.473
8	7.494	2:18.875
60	8.418	2:18.848
77	10.037	2:20.095
61	10.234	2:19.312
19	10.503	2:20.585
34	10.633	2:19.055
81	13.021	2:21.282
777	13.843	2:21.903
65	19.583	2:25.068
24	19.748	2:24.779
0	21.513	2:24.603
70	22.657	2:26.012
32	27.311	2:27.362
97	27.771	2:28.099
55	28.030	2:27.923
400	29.007	2:27.729
87	33.790	2:31.575
66	33.971	2:31.274

39	34.522	2:31.387
88	34.750	2:31.740
26	35.037	2:30.182
75	35.187	2:30.775
48	35.731	2:31.867
10	36.237	2:30.572
333	37.053	2:31.512
64	43.100	2:34.225
83	46.119	2:38.011
311	51.298	2:37.611
118	51.979	2:40.164

#### LAP 3 @ 14:57:25.426

NO	BEHIND	LAP TIME
14		2:15.917
130	0.393	2:15.773
50	6.821	2:18.064
196	7.092	2:17.850
131	7.273	2:17.953
8	9.916	2:18.339
60	12.836	2:20.335
61	13.954	2:19.637
34	14.302	2:19.586
77	14.711	2:20.591
19	15.183	2:20.597
81	19.404	2:22.300
777	19.576	2:21.650
65	26.952	2:23.286
24	27.747	2:23.916
0	29.289	2:23.693
70	32.245	2:25.505
32	38.289	2:26.895
97	38.888	2:27.034
55	39.346	2:27.233
400	40.705	2:27.615
87	49.050	2:31.177
26	50.459	2:31.339
39	50.971	2:32.366
66	51.961	2:33.907
75	52.043	2:32.773
48	52.265	2:32.451
88	52.946	2:34.113
333	53.075	2:31.939
10	53.296	2:32.976
64	58.113	2:30.930
83	1:08.429	2:38.227
311	1:11.383	2:36.002
118	1:16.177	2:40.115

#### LAP 4 @ 14:59:41.456

NO	BEHIND	LAP TIME
14		2:16.030
130	0.526	2:16.163
196	8.369	2:17.307
50	8.790	2:17.999
131	8.889	2:17.646
8	12.948	2:19.062
60	16.020	2:19.214
61	16.479	2:18.555
34	18.296	2:20.024
77	18.557	2:19.876
19	19.149	2:19.996
81	25.206	2:21.832
777	25.589	2:22.043

65	33.821	2:22.899
24	36.761	2:25.044
0	36.887	2:23.628
70	43.016	2:26.801
32	51.050	2:28.791
400	51.674	2:26.999
97	51.723	2:28.865
55	51.943	2:28.627
87	1:02.930	2:29.910
39	1:04.208	2:29.267
26	1:06.439	2:32.010
75	1:06.706	2:30.693
66	1:07.528	2:31.597
10	1:08.270	2:31.004
333	1:08.295	2:31.250
48	1:08.303	2:32.068
88	1:08.936	2:32.020
64	1:11.403	2:29.320
83	1:32.284	2:39.885
311	1:32.344	2:36.991
118	1:43.133	2:42.986

#### LAP 5 @ 15:01:57.985

NO	BEHIND	LAP TIME
14		2:16.529
130	0.060	2:16.063
196	9.524	2:17.684
50	9.740	2:17.479
131	9.804	2:17.444
8	15.705	2:19.286
60	18.887	2:19.396
61	19.319	2:19.369
34	21.517	2:19.750
77	21.818	2:19.790
19	22.430	2:19.810
777	30.938	2:21.878
81	30.972	2:22.295
65	40.327	2:23.035
0	44.647	2:24.289
24	45.355	2:25.123
70	53.406	2:26.919
32	1:01.087	2:26.566
55	1:01.938	2:26.524
97	1:02.060	2:26.866
400	1:02.576	2:27.431
87	1:16.237	2:29.836
39	1:17.832	2:30.153
26	1:18.046	2:28.136
75	1:19.327	2:29.150
48	1:19.743	2:27.969
66	1:20.344	2:29.345
10	1:20.398	2:28.657
88	1:22.192	2:29.785
64	1:22.296	2:27.422
333	1:23.067	2:31.301
83	1:52.774	2:37.019
311	1:53.501	2:37.686
118	2:07.071	2:40.467

#### LAP 6 @ 15:04:14.687

NO	BEHIND	LAP TIME
14		2:16.702
130	0.735	2:17.377
50	10.855	2:17.817

196	11.040	2:18.218
131	11.481	2:18.379
8	18.111	2:19.108
61	23.455	2:20.838
60	23.547	2:21.362
34	25.083	2:20.268
77	25.694	2:20.578
19	25.852	2:20.124
777	35.598	2:21.362
81	35.902	2:21.632
65	46.517	2:22.892
0	52.277	2:24.332
24	53.712	2:25.059
70	1:03.211	2:26.507
55	1:09.013	2:23.777
32	1:11.336	2:26.951
97	1:11.646	2:26.288
400	1:12.308	2:26.434
87	1:29.101	2:29.566
39	1:29.531	2:28.401
26	1:29.693	2:28.349
48	1:32.129	2:29.088
75	1:32.874	2:30.249
66	1:33.177	2:29.535
10	1:33.429	2:29.733
64	1:34.393	2:28.799
88	1:34.522	2:29.032
333	1:34.991	2:28.626
83	2:11.027	2:34.955
311	2:11.966	2:35.167

#### LAP 7 @ 15:06:30.367

NO	BEHIND	LAP TIME
14		2:15.680
130	2.317	2:17.262
50	12.504	2:17.329
196	12.807	2:17.447
131	13.043	2:17.242
118	1 Lap	2:40.616
8	22.529	2:20.098
60	26.852	2:18.985
34	27.469	2:18.066
61	28.337	2:20.562
77	29.072	2:19.058
19	29.656	2:19.484
81	41.907	2:21.685
777	41.947	2:22.029
65	54.461	2:23.624
0	1:01.086	2:24.489
24	1:01.439	2:23.407
70	1:14.554	2:27.023
55	1:16.574	2:23.241
32	1:20.227	2:24.571
97	1:21.548	2:25.582
400	1:21.935	2:25.307
26	1:42.334	2:28.321
39	1:42.417	2:28.566
87	1:42.941	2:29.520
48	1:42.975	2:26.526
66	1:45.866	2:28.369
75	1:46.568	2:29.374
10	1:46.612	2:28.863
64	1:47.037	2:28.324
88	1:47.249	2:28.407
333	1:50.138	2:30.827

83	2:32.833	2:37.486
311	2:34.611	2:38.325

Weather / Track : Sunny / Dry

Snetterton 300  
Circuit Length = 2.9689 miles  
Start: 14:50 Flag 15:06 End: 15:09

# BMCRC - MRO Championships 2021 - Rnd 2 @ Snetterton 300

## ACU Team Green Junior Cup & Senior 300

### RACE 13 - SECTOR ANALYSIS



SECTOR 1 = FL to I1, SECTOR 2 = I1 to FL, DIFF = Difference To Personal Best Lap, P = Crossed Finish Line in Pit Lane, D = Time Disallowed

P1 14 J Finn SMART-WEEDEN		Kawasaki NINJA 400 - Mum and Dad				
IDEAL LAP TIME : 2:15.371		BEST LAP TIME : 2:15.643		DIFFERENCE : 0.272		
LAP	SECTOR 1	SECTOR 2	LAP TIME	MPH	DIFF	TIME OF DAY
1 -		44.696	2:21.216	75.68	5.573	14:52:53.866
2 -	1:31.256	<b>44.387</b>	<b>2:15.643 (1)</b>	<b>78.79</b>		<b>14:55:09.509</b>
3 -	1:31.290	44.627	2:15.917 (3)	78.63	0.274	14:57:25.426
4 -	1:31.373	44.657	2:16.030	78.57	0.387	14:59:41.456
5 -	1:31.356	45.173	2:16.529	78.28	0.886	15:01:57.985
6 -	1:32.145	44.557	2:16.702	78.18	1.059	15:04:14.687
7 -	<b>1:30.984</b>	44.696	2:15.680 (2)	78.77	0.037	15:06:30.367

P2 130 J Owen MELLOR		Kawasaki NINJA 300 - Team Mellor Racing				
IDEAL LAP TIME : 2:15.734		BEST LAP TIME : 2:15.773		DIFFERENCE : 0.039		
LAP	SECTOR 1	SECTOR 2	LAP TIME	MPH	DIFF	TIME OF DAY
1 -		44.803	2:21.558	75.50	5.785	14:52:54.208
2 -	1:31.168	<b>44.670</b>	2:15.838 (2)	78.68	0.065	14:55:10.046
3 -	<b>1:31.064</b>	44.709	<b>2:15.773 (1)</b>	<b>78.72</b>		<b>14:57:25.819</b>
4 -	1:31.177	44.986	2:16.163	78.49	0.390	14:59:41.982
5 -	1:31.204	44.859	2:16.063 (3)	78.55	0.290	15:01:58.045
6 -	1:32.387	44.990	2:17.377	77.80	1.604	15:04:15.422
7 -	1:31.981	45.281	2:17.262	77.86	1.489	15:06:32.684

P3 50 J Fred McMULLAN		Kawasaki NINJA 300 - Orwell motorcycles Ipswich				
IDEAL LAP TIME : 2:16.851		BEST LAP TIME : 2:17.329		DIFFERENCE : 0.478		
LAP	SECTOR 1	SECTOR 2	LAP TIME	MPH	DIFF	TIME OF DAY
1 -		<b>45.369</b>	2:23.878	74.28	6.549	14:52:56.528
2 -	1:32.072	45.583	2:17.655 (3)	77.64	0.326	14:55:14.183
3 -	1:32.133	45.931	2:18.064	77.41	0.735	14:57:32.247
4 -	1:32.626	45.373	2:17.999	77.45	0.670	14:59:50.246
5 -	1:32.026	45.453	2:17.479 (2)	77.74	0.150	15:02:07.725
6 -	1:32.355	45.462	2:17.817	77.55	0.488	15:04:25.542
7 -	<b>1:31.482</b>	45.847	<b>2:17.329 (1)</b>	<b>77.82</b>		<b>15:06:42.871</b>

P4 196 J Jack KIRSCH		Kawasaki NINJA 400 - Core Formwork				
IDEAL LAP TIME : 2:16.445		BEST LAP TIME : 2:17.307		DIFFERENCE : 0.862		
LAP	SECTOR 1	SECTOR 2	LAP TIME	MPH	DIFF	TIME OF DAY
1 -		<b>44.869</b>	2:22.701	74.89	5.394	14:52:55.351
2 -	1:33.331	45.986	2:19.317	76.71	2.010	14:55:14.668
3 -	1:32.784	45.066	2:17.850	77.53	0.543	14:57:32.518
4 -	1:32.139	45.168	<b>2:17.307 (1)</b>	<b>77.84</b>		<b>14:59:49.825</b>
5 -	1:32.353	45.331	2:17.684 (3)	77.62	0.377	15:02:07.509
6 -	1:32.725	45.493	2:18.218	77.32	0.911	15:04:25.727
7 -	<b>1:31.576</b>	45.871	2:17.447 (2)	77.76	0.140	15:06:43.174

P5 131 J Dylan MELLOR		Kawasaki NINJA 300 - Team Mellor Racing				
IDEAL LAP TIME : 2:16.403		BEST LAP TIME : 2:17.242		DIFFERENCE : 0.839		
LAP	SECTOR 1	SECTOR 2	LAP TIME	MPH	DIFF	TIME OF DAY
1 -		46.060	2:24.623	73.90	7.381	14:52:57.273
2 -	1:31.534	45.939	2:17.473 (3)	77.74	0.231	14:55:14.746
3 -	1:32.814	<b>45.139</b>	2:17.953	77.47	0.711	14:57:32.699
4 -	1:32.028	45.618	2:17.646	77.64	0.404	14:59:50.345
5 -	1:31.913	45.531	2:17.444 (2)	77.76	0.202	15:02:07.789
6 -	1:32.461	45.918	2:18.379	77.23	1.137	15:04:26.168
7 -	<b>1:31.264</b>	45.978	<b>2:17.242 (1)</b>	<b>77.87</b>		<b>15:06:43.410</b>

Weather / Track : Sunny / Dry

Snetterton 300  
Circuit Length = 2.9689 miles  
Start: 14:50 Flag 15:06 End: 15:09

# BMCRC - MRO Championships 2021 - Rnd 2 @ Snetterton 300

## ACU Team Green Junior Cup & Senior 300

### RACE 13 - SECTOR ANALYSIS



SECTOR 1 = FL to I1, SECTOR 2 = I1 to FL, DIFF = Difference To Personal Best Lap, P = Crossed Finish Line in Pit Lane, D = Time Disallowed

P6		8 S		Phil ATKINSON		Kawasaki NINJA 300 - Rose mot centre	
IDEAL LAP TIME : 2:18.334		BEST LAP TIME : 2:18.339		DIFFERENCE : 0.005			
LAP	SECTOR 1	SECTOR 2	LAP TIME	MPH	DIFF	TIME OF DAY	
1 -		45.884	2:25.478	73.46	7.139	14:52:58.128	
2 -	1:33.461	<b>45.414</b>	2:18.875 (2)	76.96	0.536	14:55:17.003	
3 -	<b>1:32.920</b>	45.419	<b>2:18.339 (1)</b>	<b>77.26</b>		<b>14:57:35.342</b>	
4 -	1:33.411	45.651	2:19.062 (3)	76.85	0.723	14:59:54.404	
5 -	1:33.681	45.605	2:19.286	76.73	0.947	15:02:13.690	
6 -	1:33.268	45.840	2:19.108	76.83	0.769	15:04:32.798	
7 -	1:33.771	46.327	2:20.098	76.29	1.759	15:06:52.896	

P7		60 J		Lennon DOCHERTY		Kawasaki NINJA 300 - Doc Fit Training	
IDEAL LAP TIME : 2:18.468		BEST LAP TIME : 2:18.848		DIFFERENCE : 0.380			
LAP	SECTOR 1	SECTOR 2	LAP TIME	MPH	DIFF	TIME OF DAY	
1 -		46.219	2:26.429	72.99	7.581	14:52:59.079	
2 -	<b>1:32.752</b>	46.096	<b>2:18.848 (1)</b>	<b>76.97</b>		<b>14:55:17.927</b>	
3 -	1:34.069	46.266	2:20.335	76.16	1.487	14:57:38.262	
4 -	1:33.426	45.788	2:19.214 (3)	76.77	0.366	14:59:57.476	
5 -	1:33.647	45.749	2:19.396	76.67	0.548	15:02:16.872	
6 -	1:33.314	48.048	2:21.362	75.60	2.514	15:04:38.234	
7 -	1:33.269	<b>45.716</b>	2:18.985 (2)	76.90	0.137	15:06:57.219	

P8		34 J		Oliver ARBON		Kawasaki NINJA 400 - tt plumbing and heating	
IDEAL LAP TIME : 2:17.842		BEST LAP TIME : 2:18.066		DIFFERENCE : 0.224			
LAP	SECTOR 1	SECTOR 2	LAP TIME	MPH	DIFF	TIME OF DAY	
1 -		46.791	2:28.437	72.00	10.371	14:53:01.087	
2 -	1:33.596	<b>45.459</b>	2:19.055 (2)	76.86	0.989	14:55:20.142	
3 -	1:33.418	46.168	2:19.586 (3)	76.56	1.520	14:57:39.728	
4 -	1:33.672	46.352	2:20.024	76.33	1.958	14:59:59.752	
5 -	1:33.683	46.067	2:19.750	76.48	1.684	15:02:19.502	
6 -	1:34.148	46.120	2:20.268	76.19	2.202	15:04:39.770	
7 -	<b>1:32.383</b>	45.683	<b>2:18.066 (1)</b>	<b>77.41</b>		<b>15:06:57.836</b>	

P9		61 S		Kathryn WALKER		Kawasaki NINJA - Think Bike Gear & AutoSmart Preston	
IDEAL LAP TIME : 2:18.513		BEST LAP TIME : 2:18.555		DIFFERENCE : 0.042			
LAP	SECTOR 1	SECTOR 2	LAP TIME	MPH	DIFF	TIME OF DAY	
1 -		46.308	2:27.781	72.32	9.226	14:53:00.431	
2 -	1:33.107	46.205	2:19.312 (2)	76.72	0.757	14:55:19.743	
3 -	1:33.624	46.013	2:19.637	76.54	1.082	14:57:39.380	
4 -	1:32.969	<b>45.586</b>	<b>2:18.555 (1)</b>	<b>77.13</b>		<b>14:59:57.935</b>	
5 -	1:33.747	45.622	2:19.369 (3)	76.68	0.814	15:02:17.304	
6 -	<b>1:32.927</b>	47.911	2:20.838	75.88	2.283	15:04:38.142	
7 -	1:33.698	46.864	2:20.562	76.03	2.007	15:06:58.704	

P10		77 J		Joe WHITE		Kawasaki NINJA 300 - Just In Graphics /MZ CONTRACTS/ Silver	
IDEAL LAP TIME : 2:19.058		BEST LAP TIME : 2:19.058		DIFFERENCE : 0.000			
LAP	SECTOR 1	SECTOR 2	LAP TIME	MPH	DIFF	TIME OF DAY	
1 -		45.782	2:26.801	72.80	7.743	14:52:59.451	
2 -	1:33.939	46.156	2:20.095	76.29	1.037	14:55:19.546	
3 -	1:34.102	46.489	2:20.591	76.02	1.533	14:57:40.137	
4 -	1:33.586	46.290	2:19.876 (3)	76.41	0.818	15:00:00.013	
5 -	1:33.844	45.946	2:19.790 (2)	76.45	0.732	15:02:19.803	
6 -	1:34.109	46.469	2:20.578	76.02	1.520	15:04:40.381	
7 -	<b>1:33.348</b>	<b>45.710</b>	<b>2:19.058 (1)</b>	<b>76.86</b>		<b>15:06:59.439</b>	

Weather / Track : Sunny / Dry

Snetterton 300  
Circuit Length = 2.9689 miles  
Start: 14:50 Flag 15:06 End: 15:09

# BMCRC - MRO Championships 2021 - Rnd 2 @ Snetterton 300

## ACU Team Green Junior Cup & Senior 300

### RACE 13 - SECTOR ANALYSIS



SECTOR 1 = FL to I1, SECTOR 2 = I1 to FL, DIFF = Difference To Personal Best Lap, P = Crossed Finish Line in Pit Lane, D = Time Disallowed

P11 19 J James O'MARA		Kawasaki NINJA 300 - BRP Machining Ltd				
IDEAL LAP TIME : 2:19.395		BEST LAP TIME : 2:19.484		DIFFERENCE : 0.089		
LAP	SECTOR 1	SECTOR 2	LAP TIME	MPH	DIFF	TIME OF DAY
1 -		46.458	2:26.777	72.81	7.293	14:52:59.427
2 -	1:34.015	46.570	2:20.585	76.02	1.101	14:55:20.012
3 -	1:34.480	46.117	2:20.597	76.01	1.113	14:57:40.609
4 -	1:33.435	46.561	2:19.996 (3)	76.34	0.512	15:00:00.605
5 -	1:33.575	46.235	2:19.810 (2)	76.44	0.326	15:02:20.415
6 -	<b>1:33.300</b>	46.824	2:20.124	76.27	0.640	15:04:40.539
7 -	1:33.389	<b>46.095</b>	<b>2:19.484 (1)</b>	<b>76.62</b>		<b>15:07:00.023</b>

P12 81 J Keo WALKER		Kawasaki NINJA 300 - Martin Wight Electrical				
IDEAL LAP TIME : 2:20.449		BEST LAP TIME : 2:21.282		DIFFERENCE : 0.833		
LAP	SECTOR 1	SECTOR 2	LAP TIME	MPH	DIFF	TIME OF DAY
1 -		<b>46.601</b>	2:28.598	71.92	7.316	14:53:01.248
2 -	<b>1:33.848</b>	47.434	<b>2:21.282 (1)</b>	<b>75.65</b>		<b>14:55:22.530</b>
3 -	1:34.967	47.333	2:22.300	75.10	1.018	14:57:44.830
4 -	1:34.931	46.901	2:21.832	75.35	0.550	15:00:06.662
5 -	1:35.680	46.615	2:22.295	75.11	1.013	15:02:28.957
6 -	1:34.955	46.677	2:21.632 (2)	75.46	0.350	15:04:50.589
7 -	1:34.333	47.352	2:21.685 (3)	75.43	0.403	15:07:12.274

P13 777 J Maximus HARDY		Kawasaki NINJA 400 - DAD				
IDEAL LAP TIME : 2:20.980		BEST LAP TIME : 2:21.362		DIFFERENCE : 0.382		
LAP	SECTOR 1	SECTOR 2	LAP TIME	MPH	DIFF	TIME OF DAY
1 -		47.153	2:28.799	71.82	7.437	14:53:01.449
2 -	1:35.202	46.701	2:21.903	75.31	0.541	14:55:23.352
3 -	<b>1:34.602</b>	47.048	2:21.650 (2)	75.45	0.288	14:57:45.002
4 -	1:35.208	46.835	2:22.043	75.24	0.681	15:00:07.045
5 -	1:35.332	46.546	2:21.878 (3)	75.33	0.516	15:02:28.923
6 -	1:34.984	<b>46.378</b>	<b>2:21.362 (1)</b>	<b>75.60</b>		<b>15:04:50.285</b>
7 -	1:34.681	47.348	2:22.029	75.25	0.667	15:07:12.314

P14 65 S Konrad BREESE		Kawasaki NINJA 300 - STIHL Racing				
IDEAL LAP TIME : 2:22.830		BEST LAP TIME : 2:22.892		DIFFERENCE : 0.062		
LAP	SECTOR 1	SECTOR 2	LAP TIME	MPH	DIFF	TIME OF DAY
1 -		47.257	2:31.374	70.60	8.482	14:53:04.024
2 -	1:37.232	47.836	2:25.068	73.67	2.176	14:55:29.092
3 -	1:36.206	47.080	2:23.286	74.59	0.394	14:57:52.378
4 -	1:35.961	46.938	2:22.899 (2)	74.79	0.007	15:00:15.277
5 -	<b>1:35.950</b>	47.085	2:23.035 (3)	74.72	0.143	15:02:38.312
6 -	1:36.012	<b>46.880</b>	<b>2:22.892 (1)</b>	<b>74.79</b>		<b>15:05:01.204</b>
7 -	1:36.111	47.513	2:23.624	74.41	0.732	15:07:24.828

P15 0 S Graeme HARDIE		Kawasaki NINJA 400 - 113 Events Ltd				
IDEAL LAP TIME : 2:22.983		BEST LAP TIME : 2:23.628		DIFFERENCE : 0.645		
LAP	SECTOR 1	SECTOR 2	LAP TIME	MPH	DIFF	TIME OF DAY
1 -		<b>46.906</b>	2:33.769	69.50	10.141	14:53:06.419
2 -	1:36.863	47.740	2:24.603	73.91	0.975	14:55:31.022
3 -	1:36.395	47.298	2:23.693 (2)	74.38	0.065	14:57:54.715
4 -	<b>1:36.077</b>	47.551	<b>2:23.628 (1)</b>	<b>74.41</b>		<b>15:00:18.343</b>
5 -	1:36.891	47.398	2:24.289 (3)	74.07	0.661	15:02:42.632
6 -	1:37.112	47.220	2:24.332	74.05	0.704	15:05:06.964
7 -	1:37.022	47.467	2:24.489	73.97	0.861	15:07:31.453

Weather / Track : Sunny / Dry

Snetterton 300  
Circuit Length = 2.9689 miles  
Start: 14:50 Flag 15:06 End: 15:09

# BMCRC - MRO Championships 2021 - Rnd 2 @ Snetterton 300

## ACU Team Green Junior Cup & Senior 300

### RACE 13 - SECTOR ANALYSIS



SECTOR 1 = FL to I1, SECTOR 2 = I1 to FL, DIFF = Difference To Personal Best Lap, P = Crossed Finish Line in Pit Lane, D = Time Disallowed

P16 24 S		Darren STOLTON		Kawasaki NINJA 300 -		
IDEAL LAP TIME : 2:23.406		BEST LAP TIME : 2:23.407		DIFFERENCE : 0.001		
LAP	SECTOR 1	SECTOR 2	LAP TIME	MPH	DIFF	TIME OF DAY
1 -		<b>47.591</b>	2:31.828	70.39	8.421	14:53:04.478
2 -	1:36.752	48.027	2:24.779 (3)	73.82	1.372	14:55:29.257
3 -	1:36.147	47.769	2:23.916 (2)	74.26	0.509	14:57:53.173
4 -	1:37.007	48.037	2:25.044	73.68	1.637	15:00:18.217
5 -	1:37.300	47.823	2:25.123	73.64	1.716	15:02:43.340
6 -	1:36.099	48.960	2:25.059	73.68	1.652	15:05:08.399
7 -	<b>1:35.815</b>	47.592	<b>2:23.407 (1)</b>	<b>74.52</b>		<b>15:07:31.806</b>

P17 70 S		Justin WHITE		Kawasaki NINJA 300 - Just In Graphics		
IDEAL LAP TIME : 2:24.884		BEST LAP TIME : 2:25.505		DIFFERENCE : 0.621		
LAP	SECTOR 1	SECTOR 2	LAP TIME	MPH	DIFF	TIME OF DAY
1 -		<b>47.655</b>	2:33.504	69.62	7.999	14:53:06.154
2 -	1:37.255	48.757	2:26.012 (2)	73.20	0.507	14:55:32.166
3 -	<b>1:37.229</b>	48.276	<b>2:25.505 (1)</b>	<b>73.45</b>		<b>14:57:57.671</b>
4 -	1:37.954	48.847	2:26.801	72.80	1.296	15:00:24.472
5 -	1:38.106	48.813	2:26.919	72.74	1.414	15:02:51.391
6 -	1:38.219	48.288	2:26.507 (3)	72.95	1.002	15:05:17.898
7 -	1:38.362	48.661	2:27.023	72.69	1.518	15:07:44.921

P18 55 J		Ben JOLLIFFE		Kawasaki NINJA 300 -		
IDEAL LAP TIME : 2:23.168		BEST LAP TIME : 2:23.241		DIFFERENCE : 0.073		
LAP	SECTOR 1	SECTOR 2	LAP TIME	MPH	DIFF	TIME OF DAY
1 -		49.789	2:36.966	68.09	13.725	14:53:09.616
2 -	1:38.723	49.200	2:27.923	72.25	4.682	14:55:37.539
3 -	1:38.251	48.982	2:27.233	72.59	3.992	14:58:04.772
4 -	1:38.534	50.093	2:28.627	71.91	5.386	15:00:33.399
5 -	1:37.658	48.866	2:26.524 (3)	72.94	3.283	15:02:59.923
6 -	<b>1:35.780</b>	47.997	2:23.777 (2)	74.33	0.536	15:05:23.700
7 -	1:35.853	<b>47.388</b>	<b>2:23.241 (1)</b>	<b>74.61</b>		<b>15:07:46.941</b>

P19 32 S		Conor MURRAY		Kawasaki NINJA 300 -		
IDEAL LAP TIME : 2:24.571		BEST LAP TIME : 2:24.571		DIFFERENCE : 0.000		
LAP	SECTOR 1	SECTOR 2	LAP TIME	MPH	DIFF	TIME OF DAY
1 -		49.886	2:36.808	68.16	12.237	14:53:09.458
2 -	1:38.636	48.726	2:27.362	72.52	2.791	14:55:36.820
3 -	1:38.312	48.583	2:26.895 (3)	72.76	2.324	14:58:03.715
4 -	1:39.575	49.216	2:28.791	71.83	4.220	15:00:32.506
5 -	1:37.817	48.749	2:26.566 (2)	72.92	1.995	15:02:59.072
6 -	1:39.093	47.858	2:26.951	72.73	2.380	15:05:26.023
7 -	<b>1:36.834</b>	<b>47.737</b>	<b>2:24.571 (1)</b>	<b>73.92</b>		<b>15:07:50.594</b>

P20 97 J		Ben PLATT		Kawasaki NINJA 400 - adss ltd		
IDEAL LAP TIME : 2:25.582		BEST LAP TIME : 2:25.582		DIFFERENCE : 0.000		
LAP	SECTOR 1	SECTOR 2	LAP TIME	MPH	DIFF	TIME OF DAY
1 -		49.685	2:36.531	68.28	10.949	14:53:09.181
2 -	1:38.712	49.387	2:28.099	72.16	2.517	14:55:37.280
3 -	1:38.337	48.697	2:27.034	72.69	1.452	14:58:04.314
4 -	1:38.675	50.190	2:28.865	71.79	3.283	15:00:33.179
5 -	1:37.654	49.212	2:26.866 (3)	72.77	1.284	15:03:00.045
6 -	1:37.797	48.491	2:26.288 (2)	73.06	0.706	15:05:26.333
7 -	<b>1:37.305</b>	<b>48.277</b>	<b>2:25.582 (1)</b>	<b>73.41</b>		<b>15:07:51.915</b>

Weather / Track : Sunny / Dry

Snetterton 300  
Circuit Length = 2.9689 miles  
Start: 14:50 Flag 15:06 End: 15:09

# BMCRC - MRO Championships 2021 - Rnd 2 @ Snetterton 300

## ACU Team Green Junior Cup & Senior 300

### RACE 13 - SECTOR ANALYSIS



SECTOR 1 = FL to I1, SECTOR 2 = I1 to FL, DIFF = Difference To Personal Best Lap, P = Crossed Finish Line in Pit Lane, D = Time Disallowed

P21 400 S		Stuart THURTLE		Kawasaki NINJA 400 - TeamTortoise Racing		
IDEAL LAP TIME : 2:25.307		BEST LAP TIME : 2:25.307		DIFFERENCE : 0.000		
LAP	SECTOR 1	SECTOR 2	LAP TIME	MPH	DIFF	TIME OF DAY
1 -		49.556	2:38.137	67.58	12.830	14:53:10.787
2 -	1:38.192	49.537	2:27.729	72.34	2.422	14:55:38.516
3 -	1:38.645	48.970	2:27.615	72.40	2.308	14:58:06.131
4 -	1:37.589	49.410	2:26.999 (3)	72.70	1.692	15:00:33.130
5 -	1:38.341	49.090	2:27.431	72.49	2.124	15:03:00.561
6 -	1:37.713	48.721	2:26.434 (2)	72.98	1.127	15:05:26.995
7 -	<b>1:36.967</b>	<b>48.340</b>	<b>2:25.307 (1)</b>	<b>73.55</b>		<b>15:07:52.302</b>

P22 26 S		Nicholas BETTRIDGE		Kawasaki NINJA - Weald builders		
IDEAL LAP TIME : 2:27.802		BEST LAP TIME : 2:28.136		DIFFERENCE : 0.334		
LAP	SECTOR 1	SECTOR 2	LAP TIME	MPH	DIFF	TIME OF DAY
1 -		49.829	2:41.714	66.09	13.578	14:53:14.364
2 -	1:40.834	49.348	2:30.182	71.16	2.046	14:55:44.546
3 -	1:40.766	50.573	2:31.339	70.62	3.203	14:58:15.885
4 -	1:42.065	49.945	2:32.010	70.31	3.874	15:00:47.895
5 -	1:39.614	<b>48.522</b>	<b>2:28.136 (1)</b>	<b>72.15</b>		<b>15:03:16.031</b>
6 -	1:39.455	48.894	2:28.349 (3)	72.04	0.213	15:05:44.380
7 -	<b>1:39.280</b>	49.041	2:28.321 (2)	72.06	0.185	15:08:12.701

P23 39 S		Peter PARAPANOS		Kawasaki NINJA 300 - AMR Glasgow Kawasaki		
IDEAL LAP TIME : 2:28.052		BEST LAP TIME : 2:28.401		DIFFERENCE : 0.349		
LAP	SECTOR 1	SECTOR 2	LAP TIME	MPH	DIFF	TIME OF DAY
1 -		50.324	2:39.994	66.80	11.593	14:53:12.644
2 -	1:40.897	50.490	2:31.387	70.60	2.986	14:55:44.031
3 -	1:40.903	51.463	2:32.366	70.14	3.965	14:58:16.397
4 -	1:39.740	49.527	2:29.267 (3)	71.60	0.866	15:00:45.664
5 -	1:40.409	49.744	2:30.153	71.18	1.752	15:03:15.817
6 -	<b>1:39.013</b>	49.388	<b>2:28.401 (1)</b>	<b>72.02</b>		<b>15:05:44.218</b>
7 -	1:39.527	<b>49.039</b>	2:28.566 (2)	71.94	0.165	15:08:12.784

P24 87 J		James CLEARY		Kawasaki NINJA 300 -		
IDEAL LAP TIME : 2:29.019		BEST LAP TIME : 2:29.520		DIFFERENCE : 0.501		
LAP	SECTOR 1	SECTOR 2	LAP TIME	MPH	DIFF	TIME OF DAY
1 -		50.180	2:39.074	67.18	9.554	14:53:11.724
2 -	1:40.474	51.101	2:31.575	70.51	2.055	14:55:43.299
3 -	1:41.265	49.912	2:31.177	70.69	1.657	14:58:14.476
4 -	1:39.450	50.460	2:29.910	71.29	0.390	15:00:44.386
5 -	1:40.073	<b>49.763</b>	2:29.836 (3)	71.33	0.316	15:03:14.222
6 -	1:39.614	49.952	2:29.566 (2)	71.46	0.046	15:05:43.788
7 -	<b>1:39.256</b>	50.264	<b>2:29.520 (1)</b>	<b>71.48</b>		<b>15:08:13.308</b>

P25 48 S		Kevin SABBARTON		Kawasaki NINJA 300 -		
IDEAL LAP TIME : 2:26.526		BEST LAP TIME : 2:26.526		DIFFERENCE : 0.000		
LAP	SECTOR 1	SECTOR 2	LAP TIME	MPH	DIFF	TIME OF DAY
1 -		50.840	2:40.723	66.49	14.197	14:53:13.373
2 -	1:41.704	50.163	2:31.867	70.37	5.341	14:55:45.240
3 -	1:40.675	51.776	2:32.451	70.10	5.925	14:58:17.691
4 -	1:40.462	51.606	2:32.068	70.28	5.542	15:00:49.759
5 -	1:38.569	49.400	2:27.969 (2)	72.23	1.443	15:03:17.728
6 -	1:39.962	49.126	2:29.088 (3)	71.68	2.562	15:05:46.816
7 -	<b>1:37.570</b>	<b>48.956</b>	<b>2:26.526 (1)</b>	<b>72.94</b>		<b>15:08:13.342</b>

Weather / Track : Sunny / Dry

Snetterton 300  
Circuit Length = 2.9689 miles  
Start: 14:50 Flag 15:06 End: 15:09

# BMCRC - MRO Championships 2021 - Rnd 2 @ Snetterton 300

## ACU Team Green Junior Cup & Senior 300

### RACE 13 - SECTOR ANALYSIS



SECTOR 1 = FL to I1, SECTOR 2 = I1 to FL, DIFF = Difference To Personal Best Lap, P = Crossed Finish Line in Pit Lane, D = Time Disallowed

P26 66 S		Mark SMITH		Kawasaki NINJA 300 - MHP EXHAUST'S		
IDEAL LAP TIME : 2:28.369		BEST LAP TIME : 2:28.369		DIFFERENCE : 0.000		
LAP	SECTOR 1	SECTOR 2	LAP TIME	MPH	DIFF	TIME OF DAY
1 -		50.848	2:39.556	66.98	11.187	14:53:12.206
2 -	1:40.647	50.627	2:31.274	70.65	2.905	14:55:43.480
3 -	1:41.751	52.156	2:33.907	69.44	5.538	14:58:17.387
4 -	1:40.434	51.163	2:31.597	70.50	3.228	15:00:48.984
5 -	1:39.238	50.107	2:29.345 (2)	71.56	0.976	15:03:18.329
6 -	1:39.459	50.076	2:29.535 (3)	71.47	1.166	15:05:47.864
7 -	<b>1:39.165</b>	<b>49.204</b>	<b>2:28.369 (1)</b>	<b>72.03</b>		<b>15:08:16.233</b>

P27 75 S		Jonathan ADEDOTUN		Kawasaki NINJA 300 -		
IDEAL LAP TIME : 2:28.903		BEST LAP TIME : 2:29.150		DIFFERENCE : 0.247		
LAP	SECTOR 1	SECTOR 2	LAP TIME	MPH	DIFF	TIME OF DAY
1 -		<b>49.285</b>	2:41.271	66.27	12.121	14:53:13.921
2 -	1:40.132	50.643	2:30.775	70.88	1.625	14:55:44.696
3 -	1:41.076	51.697	2:32.773	69.96	3.623	14:58:17.469
4 -	1:40.479	50.214	2:30.693	70.92	1.543	15:00:48.162
5 -	1:39.628	49.522	<b>2:29.150 (1)</b>	<b>71.65</b>		<b>15:03:18.312</b>
6 -	1:40.631	49.618	2:30.249 (3)	71.13	1.099	15:05:47.561
7 -	<b>1:39.618</b>	49.756	2:29.374 (2)	71.55	0.224	15:08:16.935

P28 10 S		Mike BRUNSDON		Kawasaki NINJA 300 - CF Fairford		
IDEAL LAP TIME : 2:28.619		BEST LAP TIME : 2:28.657		DIFFERENCE : 0.038		
LAP	SECTOR 1	SECTOR 2	LAP TIME	MPH	DIFF	TIME OF DAY
1 -		49.936	2:42.524	65.76	13.867	14:53:15.174
2 -	1:40.395	50.177	2:30.572	70.98	1.915	14:55:45.746
3 -	1:40.461	52.515	2:32.976	69.86	4.319	14:58:18.722
4 -	1:39.841	51.163	2:31.004	70.78	2.347	15:00:49.726
5 -	<b>1:39.053</b>	49.604	<b>2:28.657 (1)</b>	<b>71.89</b>		<b>15:03:18.383</b>
6 -	1:39.748	49.985	2:29.733 (3)	71.38	1.076	15:05:48.116
7 -	1:39.297	<b>49.566</b>	2:28.863 (2)	71.79	0.206	15:08:16.979

P29 64 J		Jamie MALIN		Kawasaki NINJA 300 -		
IDEAL LAP TIME : 2:26.865		BEST LAP TIME : 2:27.422		DIFFERENCE : 0.557		
LAP	SECTOR 1	SECTOR 2	LAP TIME	MPH	DIFF	TIME OF DAY
1 -		51.485	2:45.734	64.48	18.312	14:53:18.384
2 -	1:43.799	50.426	2:34.225	69.30	6.803	14:55:52.609
3 -	1:41.100	49.830	2:30.930	70.81	3.508	14:58:23.539
4 -	1:39.610	49.710	2:29.320	71.57	1.898	15:00:52.859
5 -	<b>1:37.817</b>	49.605	<b>2:27.422 (1)</b>	<b>72.49</b>		<b>15:03:20.281</b>
6 -	1:38.747	50.052	2:28.799 (3)	71.82	1.377	15:05:49.080
7 -	1:39.276	<b>49.048</b>	2:28.324 (2)	72.05	0.902	15:08:17.404

P30 88 S		David COURT		Kawasaki NINJA 300 -		
IDEAL LAP TIME : 2:28.213		BEST LAP TIME : 2:28.407		DIFFERENCE : 0.194		
LAP	SECTOR 1	SECTOR 2	LAP TIME	MPH	DIFF	TIME OF DAY
1 -		50.727	2:39.869	66.85	11.462	14:53:12.519
2 -	1:40.790	50.950	2:31.740	70.43	3.333	14:55:44.259
3 -	1:41.834	52.279	2:34.113	69.35	5.706	14:58:18.372
4 -	1:40.712	51.308	2:32.020	70.30	3.613	15:00:50.392
5 -	1:39.450	50.335	2:29.785 (3)	71.35	1.378	15:03:20.177
6 -	1:39.051	<b>49.981</b>	2:29.032 (2)	71.71	0.625	15:05:49.209
7 -	<b>1:38.232</b>	50.175	<b>2:28.407 (1)</b>	<b>72.01</b>		<b>15:08:17.616</b>

Weather / Track : Sunny / Dry

Snetterton 300  
Circuit Length = 2.9689 miles  
Start: 14:50 Flag 15:06 End: 15:09



# BMCRC - MRO Championships 2021 - Rnd 2 @ Snetterton 300

## ACU Team Green Junior Cup & Senior 300

### RACE 13 - SECTOR ANALYSIS



SECTOR 1 = FL to I1, SECTOR 2 = I1 to FL, DIFF = Difference To Personal Best Lap, P = Crossed Finish Line in Pit Lane, D = Time Disallowed

P31 333 S		Mark STUBBERFIELD		Kawasaki NINJA 300 -		
IDEAL LAP TIME : 2:28.626		BEST LAP TIME : 2:28.626		DIFFERENCE : 0.000		
LAP	SECTOR 1	SECTOR 2	LAP TIME	MPH	DIFF	TIME OF DAY
1 -		50.245	2:42.400	65.81	13.774	14:53:15.050
2 -	1:40.590	50.922	2:31.512	70.54	2.886	14:55:46.562
3 -	1:40.353	51.586	2:31.939	70.34	3.313	14:58:18.501
4 -	1:39.969	51.281	2:31.250 (3)	70.66	2.624	15:00:49.751
5 -	1:40.145	51.156	2:31.301	70.64	2.675	15:03:21.052
6 -	<b>1:38.695</b>	<b>49.931</b>	<b>2:28.626 (1)</b>	<b>71.91</b>		<b>15:05:49.678</b>
7 -	1:38.931	51.896	2:30.827 (2)	70.86	2.201	15:08:20.505

P32 83 S		Simon CHAPPELL		Kawasaki NINJA 300 -		
IDEAL LAP TIME : 2:34.955		BEST LAP TIME : 2:34.955		DIFFERENCE : 0.000		
LAP	SECTOR 1	SECTOR 2	LAP TIME	MPH	DIFF	TIME OF DAY
1 -		52.139	2:44.967	64.78	10.012	14:53:17.617
2 -	1:44.625	53.386	2:38.011	67.64	3.056	14:55:55.628
3 -	1:44.864	53.363	2:38.227	67.54	3.272	14:58:33.855
4 -	1:45.660	54.225	2:39.885	66.84	4.930	15:01:13.740
5 -	1:44.296	52.723	2:37.019 (2)	68.06	2.064	15:03:50.759
6 -	<b>1:42.922</b>	<b>52.033</b>	<b>2:34.955 (1)</b>	<b>68.97</b>		<b>15:06:25.714</b>
7 -	1:45.047	52.439	2:37.486 (3)	67.86	2.531	15:09:03.200

P33 311 12s		Nathan-Ellis WARD		Kawasaki NINJA 300 - Zipped up racing		
IDEAL LAP TIME : 2:35.034		BEST LAP TIME : 2:35.167		DIFFERENCE : 0.133		
LAP	SECTOR 1	SECTOR 2	LAP TIME	MPH	DIFF	TIME OF DAY
1 -		51.785	2:50.546	62.66	15.379	14:53:23.196
2 -	1:45.120	52.491	2:37.611	67.81	2.444	14:56:00.807
3 -	1:45.007	<b>50.995</b>	2:36.002 (2)	68.51	0.835	14:58:36.809
4 -	1:44.259	52.732	2:36.991 (3)	68.08	1.824	15:01:13.800
5 -	1:45.805	51.881	2:37.686	67.78	2.519	15:03:51.486
6 -	<b>1:44.039</b>	51.128	<b>2:35.167 (1)</b>	<b>68.88</b>		<b>15:06:26.653</b>
7 -	1:46.803	51.522	2:38.325	67.50	3.158	15:09:04.978

P34 118 J		Max HALL		Kawasaki NINJA 300 - Racecraft rider development		
IDEAL LAP TIME : 2:38.832		BEST LAP TIME : 2:40.115		DIFFERENCE : 1.283		
LAP	SECTOR 1	SECTOR 2	LAP TIME	MPH	DIFF	TIME OF DAY
1 -		54.241	2:48.674	63.36	8.559	14:53:21.324
2 -	<b>1:45.910</b>	54.254	2:40.164 (2)	66.73	0.049	14:56:01.488
3 -	1:46.203	53.912	<b>2:40.115 (1)</b>	<b>66.75</b>		<b>14:58:41.603</b>
4 -	1:49.044	53.942	2:42.986	65.57	2.871	15:01:24.589
5 -	1:47.545	<b>52.922</b>	2:40.467 (3)	66.60	0.352	15:04:05.056
6 -	1:47.427	53.189	2:40.616	66.54	0.501	15:06:45.672

P35 69 S		Danny HUSKINSON		Kawasaki NINJA 300 - art of racing		
IDEAL LAP TIME : 2:21.261		BEST LAP TIME : 2:29.356		DIFFERENCE : 8.095		
LAP	SECTOR 1	SECTOR 2	LAP TIME	MPH	DIFF	TIME OF DAY
1 -		<b>47.374</b>	<b>2:29.356 (1)</b>	<b>71.56</b>		<b>14:53:02.006</b>

P36 18 J		George HIGGINS		Kawasaki NINJA 300 - Aztec Racing		
IDEAL LAP TIME : 2:47.356		BEST LAP TIME : 2:51.652		DIFFERENCE : 4.296		
LAP	SECTOR 1	SECTOR 2	LAP TIME	MPH	DIFF	TIME OF DAY
1 -		<b>53.893</b>	<b>2:51.652 (1)</b>	<b>62.26</b>		<b>14:53:24.302</b>

Weather / Track : Sunny / Dry

Snetterton 300  
Circuit Length = 2.9689 miles  
Start: 14:50 Flag 15:06 End: 15:09

# BMCRC - MRO Championships 2021 - Rnd 2 @ Snetterton 300

## ACU Team Green Junior Cup & Senior 300

### RACE 13 - BEST SECTORS

SECTOR 1				SECTOR 2				IDEAL / BEST COMPARISON				
POS	NO	NAME	TIME	NO	NAME	TIME	POS	NO	NAME	IDEAL	BEST	DIFF
									<b>PERFECT LAP</b>	<b>2:15.371</b>		
1	14	SMART-WEEDEN	1:30.984	14	SMART-WEEDEN	44.387	1	14	SMART-WEEDEN	2:15.371	2:15.643	0.272
2	130	MELLOR	1:31.064	130	MELLOR	44.670	2	130	MELLOR	2:15.734	2:15.773	0.039
3	131	MELLOR	1:31.264	196	KIRSCH	44.869	3	131	MELLOR	2:16.403	2:17.242	0.839
4	50	McMULLAN	1:31.482	131	MELLOR	45.139	4	196	KIRSCH	2:16.445	2:17.307	0.862
5	196	KIRSCH	1:31.576	50	McMULLAN	45.369	5	50	McMULLAN	2:16.851	2:17.329	0.478
6	34	ARBON	1:32.383	8	ATKINSON	45.414	6	34	ARBON	2:17.842	2:18.066	0.224
7	60	DOCHERTY	1:32.752	34	ARBON	45.459	7	8	ATKINSON	2:18.334	2:18.339	0.005
8	8	ATKINSON	1:32.920	61	WALKER	45.586	8	60	DOCHERTY	2:18.468	2:18.848	0.380
9	61	WALKER	1:32.927	77	WHITE	45.710	9	61	WALKER	2:18.513	2:18.555	0.042
10	19	O'MARA	1:33.300	60	DOCHERTY	45.716	10	77	WHITE	2:19.058	2:19.058	0.000
11	77	WHITE	1:33.348	19	O'MARA	46.095	11	19	O'MARA	2:19.395	2:19.484	0.089
12	81	WALKER	1:33.848	777	HARDY	46.378	12	81	WALKER	2:20.449	2:21.282	0.833
13	69	HUSKINSON	1:33.887	81	WALKER	46.601	13	777	HARDY	2:20.980	2:21.362	0.382
14	777	HARDY	1:34.602	65	BREESE	46.880	14	69	HUSKINSON	2:21.261	2:29.356	8.095
15	55	JOLLIFFE	1:35.780	0	HARDIE	46.906	15	65	BREESE	2:22.830	2:22.892	0.062
16	24	STOLTON	1:35.815	69	HUSKINSON	47.374	16	0	HARDIE	2:22.983	2:23.628	0.645
17	65	BREESE	1:35.950	55	JOLLIFFE	47.388	17	55	JOLLIFFE	2:23.168	2:23.241	0.073
18	0	HARDIE	1:36.077	24	STOLTON	47.591	18	24	STOLTON	2:23.406	2:23.407	0.001
19	32	MURRAY	1:36.834	70	WHITE	47.655	19	32	MURRAY	2:24.571	2:24.571	0.000
20	400	THURTL	1:36.967	32	MURRAY	47.737	20	70	WHITE	2:24.884	2:25.505	0.621
21	70	WHITE	1:37.229	97	PLATT	48.277	21	400	THURTL	2:25.307	2:25.307	0.000
22	97	PLATT	1:37.305	400	THURTL	48.340	22	97	PLATT	2:25.582	2:25.582	0.000
23	48	SABBARTON	1:37.570	26	BETTRIDGE	48.522	23	48	SABBARTON	2:26.526	2:26.526	0.000
24	64	MALIN	1:37.817	48	SABBARTON	48.956	24	64	MALIN	2:26.865	2:27.422	0.557
25	88	COURT	1:38.232	39	PARAPANOS	49.039	25	26	BETTRIDGE	2:27.802	2:28.136	0.334
26	333	STUBBERFIELD	1:38.695	64	MALIN	49.048	26	39	PARAPANOS	2:28.052	2:28.401	0.349
27	39	PARAPANOS	1:39.013	66	SMITH	49.204	27	88	COURT	2:28.213	2:28.407	0.194
28	10	BRUNSDON	1:39.053	75	ADEDOTUN	49.285	28	66	SMITH	2:28.369	2:28.369	0.000
29	66	SMITH	1:39.165	10	BRUNSDON	49.566	29	10	BRUNSDON	2:28.619	2:28.657	0.038
30	87	CLEARY	1:39.256	87	CLEARY	49.763	30	333	STUBBERFIELD	2:28.626	2:28.626	0.000
31	26	BETTRIDGE	1:39.280	333	STUBBERFIELD	49.931	31	75	ADEDOTUN	2:28.903	2:29.150	0.247
32	75	ADEDOTUN	1:39.618	88	COURT	49.981	32	87	CLEARY	2:29.019	2:29.520	0.501
33	83	CHAPPELL	1:42.922	311	WARD	50.995	33	83	CHAPPELL	2:34.955	2:34.955	0.000
34	311	WARD	1:44.039	83	CHAPPELL	52.033	34	311	WARD	2:35.034	2:35.167	0.133
35	118	HALL	1:45.910	118	HALL	52.922	35	118	HALL	2:38.832	2:40.115	1.283
36	18	HIGGINS	1:53.463	18	HIGGINS	53.893	36	18	HIGGINS	2:47.356	2:51.652	4.296

Weather / Track : Sunny / Dry

Results can be found at [www.tsl-timing.com](http://www.tsl-timing.com)

Snetterton 300

Circuit Length = 2.9689 miles

Start: 14:50 Flag 15:06 End: 15:09

Printed - 15:09 Sunday, 30 May 2021

# BMCRC - MRO Championships 2021 - Rnd 2 @ Snetterton 300

## ACU Team Green Junior Cup & Senior 300

### RACE 13 - STATISTICS

**Competitors Started** 36  
**Planned Start** 2021-05-30 @ 14:50:00.000  
**Actual Start** 2021-05-30 @ 14:50:32.649  
**Finish Time** 2021-05-30 @ 15:06:30.366  
**Track Length** 2.9689mi.  
**Total Laps** 239  
**Total Distance Covered** 709.5698mi.

#### Session Fastest Lap History

NO	CL	NAME	LAP TIME	TIME OF DAY	LAP	VEHICLE
14	J	Finn SMART-WEEDEN	<b>2:21.216</b>	14:52:53.866	1	Kawasaki NINJA 400
14	J	Finn SMART-WEEDEN	<b>2:15.643</b>	14:55:09.527	2	Kawasaki NINJA 400

#### Session Leader History

NO	CL	NAME	FROM LAP	LAPS LED	DISTANCE	VEHICLE
14	J	Finn SMART-WEEDEN	1	7	20.78 miles	Kawasaki NINJA 400

#### Flag History

TYPE	TIME OF DAY
GREEN	14:50:32.649
FINISH	15:06:30.366

#### Flag Statistics

TYPE	COUNT	TOTAL LAPS	TOTAL TIME
Green	1	7	18:35.938
Red	0	0	0.000
Safety Car	0	0	0.000
FCY	0	0	0.000

# BMCRC - MRO Championships 2021 - Rnd 2 @ Snetterton 300

## ACU Team Green Junior Cup & Senior 300

### RACE 13 - STATISTICS

CLASS : J

17 Starters

#### Fastest Lap History

NO	NAME	LAP TIME	TIME OF DAY	LAP	VEHICLE
14	Finn SMART-WEEDEN	2:21.216	14:52:53.866	1	Kawasaki NINJA 400
14	Finn SMART-WEEDEN	2:15.643	14:55:09.527	2	Kawasaki NINJA 400

#### Leader History

NO	NAME	FROM LAP	LAPS LED	DISTANCE	VEHICLE
14	Finn SMART-WEEDEN	1	7	20.78 miles	Kawasaki NINJA 400

# BMCRC - MRO Championships 2021 - Rnd 2 @ Snetterton 300

## ACU Team Green Junior Cup & Senior 300

### RACE 13 - STATISTICS

**CLASS : S**

18 Starters

#### Fastest Lap History

NO	NAME	LAP TIME	TIME OF DAY	LAP	VEHICLE
8	Phil ATKINSON	<b>2:25.478</b>	14:52:58.128	1	Kawasaki NINJA 300
8	Phil ATKINSON	<b>2:18.875</b>	14:55:17.008	2	Kawasaki NINJA 300
8	Phil ATKINSON	<b>2:18.339</b>	14:57:35.347	3	Kawasaki NINJA 300

#### Leader History

NO	NAME	FROM LAP	LAPS LED	DISTANCE	VEHICLE
8	Phil ATKINSON	1	7	20.78 miles	Kawasaki NINJA 300

# BMCRC - MRO Championships 2021 - Rnd 2 @ Snetterton 300

## ACU Team Green Junior Cup & Senior 300

### RACE 13 - STATISTICS

CLASS : 12s

1 Starters

#### Fastest Lap History

NO	NAME	LAP TIME	TIME OF DAY	LAP	VEHICLE
311	Nathan-Ellis WARD	<b>2:50.546</b>	14:53:23.201	1	Kawasaki NINJA 300
311	Nathan-Ellis WARD	<b>2:37.611</b>	14:56:00.812	2	Kawasaki NINJA 300
311	Nathan-Ellis WARD	<b>2:36.002</b>	14:58:36.813	3	Kawasaki NINJA 300
311	Nathan-Ellis WARD	<b>2:35.167</b>	15:06:26.658	6	Kawasaki NINJA 300

#### Leader History

NO	NAME	FROM LAP	LAPS LED	DISTANCE	VEHICLE
311	Nathan-Ellis WARD	1	7	20.78 miles	Kawasaki NINJA 300

BMCRC-MRO Championships 2021



**REACTIVE PARTS MRO  
POWERBIKES inc MSS  
PERFORMANCE / SYNTOL  
LUBRICANTS CLUBMAN 1000**

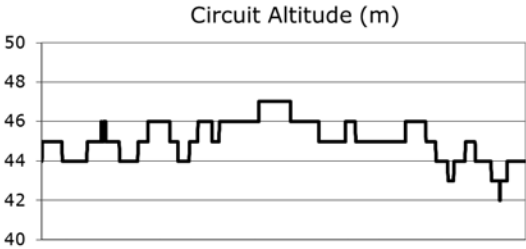
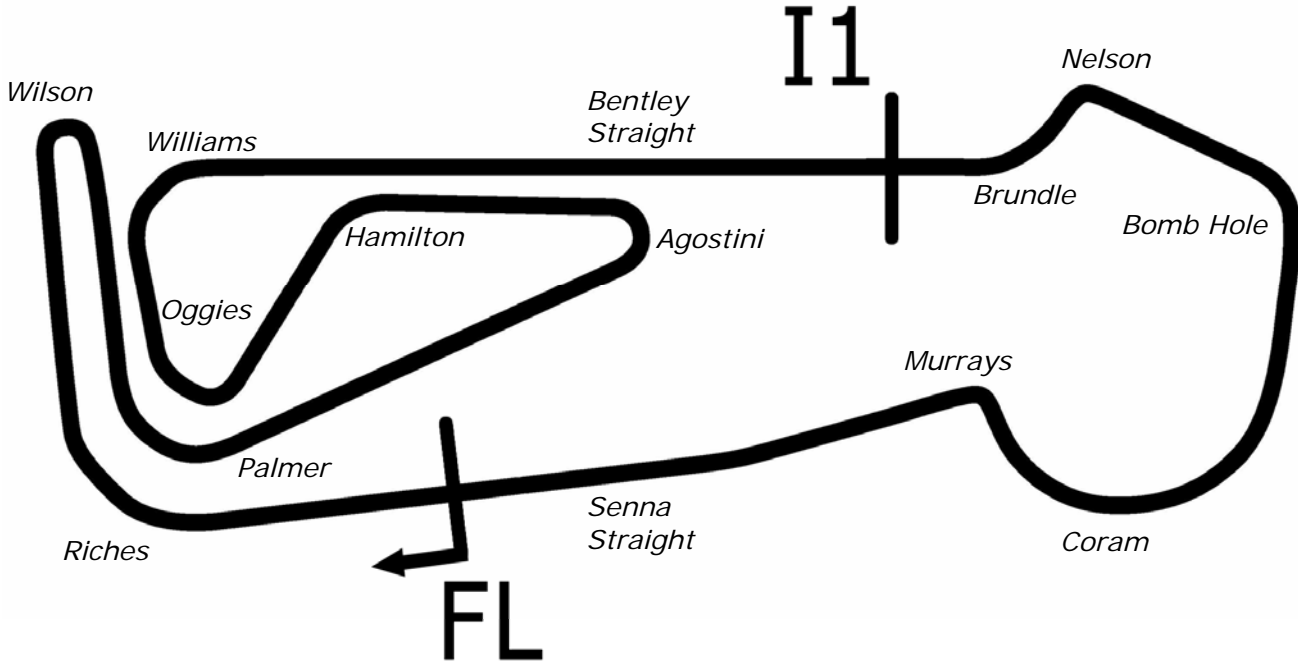
**Snetterton 300**

**29<sup>th</sup> / 30<sup>th</sup> May 2021**



Results Provided by Timing Solutions Ltd  
[www.tsl-timing.com](http://www.tsl-timing.com)

# Snetterton 300



Length	2.9689 miles	4778.0 m	
FL		52.46340 N	0.94476 E
I1	3198m	52.46617 N	0.94964 E
Pit Entry	4572m	52.46364 N	0.94774 E
Pit Exit	40m after FL	52.46338 N	0.94420 E
Pit Entry–Pit Exit 246m, 14.7s @60kph, 11.0s @80kph			

All results available at [www.tsl-timing.com](http://www.tsl-timing.com)



# BMCRC - MRO Championships 2021 - Rnd 2 @ Snetterton 300

MRO Powerbikes inc Clubman 1000

## QUALIFYING - CLASSIFICATION



POS	NO	CL	PIC NAME	ENTRY	TIME	ON	LAPS	GAP	DIFF	MPH
1	72		1 Michael O'BRIEN	Yamaha R1 -	1:54.835	3	6			93.07
2	2		2 Peter BAKER	Kawasaki ZX10R - Dodfrey Engineering	1:55.194	4	6	0.359	0.359	92.78
3	40		3 Aiden PATMORE	BMW S1000RR - TBR performance/NW roofing	1:55.403	3	4	0.568	0.209	92.61
4	48		4 Nicky WILSON	Suzuki GSXR 1000 - Demon GP/Haslemere Motorcycle	1:55.722	3	6	0.887	0.319	92.35
5	54		5 Steve HENEGHAN	Ducati PANIGALE V4S - ReactiveParts.com	1:55.981	6	6	1.146	0.259	92.15
6	711		6 Ritchie THORNTON	Kawasaki ZX10R - Team 71	1:56.668	5	6	1.833	0.687	91.61
7	98		7 Rick DICKINSON	BMW S1000RR - MotorcycleRaceParts.co.uk	1:56.699	6	6	1.864	0.031	91.58
8	173		8 Stephen DRAPER	Kawasaki ZX10 -	1:57.159	6	6	2.324	0.460	91.22
9	32		9 Martin MORRIS	BMW S1000RR - Morris Racing, Obsession Engineerin	1:57.177	5	6	2.342	0.018	91.21
10	188		10 Jamie TIBBLE	Kawasaki ZX10 - Team Tibble	1:57.896	6	6	3.061	0.719	90.65
11	52		11 Ben COTGROVE	Yamaha R1M - MFR	1:57.907	4	6	3.072	0.011	90.64
12	10		12 Hayden PLATTON	Kawasaki ZX10 - NR Racing	1:58.027	3	5	3.192	0.120	90.55
13	88	C	1 Scott HALLIDAY	Suzuki GSXR 1000 - Performance fitness gym	1:58.138	5	5	3.303	0.111	90.47
14	33		13 Michael NEEVES	BMW S1000RR - Prime Factors Racing	1:58.385	5	6	3.550	0.247	90.28
15	71		14 Tom NORTON	Kawasaki ZX10 -	1:58.549	6	6	3.714	0.164	90.15
16	9	C	2 Luke DIXON	BMW S1000RR -	1:58.560	3	6	3.725	0.011	90.14
17	17		15 Philip BAKER	BMW S1000RR - R & M plant Theo &Debbie	1:58.731	5	6	3.896	0.171	90.01
18	58	C	3 Kenny FRETWELL	Suzuki GSXR 1000 -	1:59.555	6	6	4.720	0.824	89.39
19	83	C	4 Jason SIGGS	Yamaha R1 - J Siggs Construction	1:59.556	6	6	4.721	0.001	89.39
20	15	C	5 Mariusz SIEMIENIUK-JUZWIUK	BMW S 1000 RR - BELMONT AUTO SERVICE	1:59.786	6	6	4.951	0.230	89.22
21	56		16 Mike SMITH	Kawasaki ZX10R - Smiffs Garage	1:59.856	4	6	5.021	0.070	89.17
22	76		17 Jason BYARD	Yamaha R1 - May Construction	2:00.530	3	6	5.695	0.674	88.67
23	43		18 Steve PALMER	Suzuki GSXR1000 K6 - K6/Mk1 Transit racing	2:00.650	2	5	5.815	0.120	88.58
24	35	C	6 Robert CRESSWELL	Kawasaki ZX10R - ODDJOBROB Racing	2:01.395	6	6	6.560	0.745	88.04
25	211	C	7 Nick WHITCHER	Kawasaki ZX10R -	2:01.457	6	6	6.622	0.062	87.99
26	24*		19 Alan SMITH	Kawasaki ZX10R - Orwells Mcs	2:01.995	3	4	7.160	0.538	87.61
27	21		20 Jack CROUCHER	BMW S1000RR - Trendy lofts	2:02.093	5	5	7.258	0.098	87.54
28	113		21 Graeme HARDIE	Yamaha R1 - 113 Events Ltd	2:02.454	4	4	7.619	0.361	87.28
29	152	C	8 Barry MANTELL	Kawaskai ZX10R - Swedish car connection	2:02.689	5	6	7.854	0.235	87.11
30	129	C	9 Cecil DINSMORE	Suzuki GSXR 1000 - KnC Motorsport	2:02.946	3	3	8.111	0.257	86.93
31	4	C	10 Tom VAUGHAN	Kawasaki ZX10RR -	2:03.501	6	6	8.666	0.555	86.54
32	277	C	11 Adrian AVERRE	Yamaha R1 - Ryders Alley Racing	2:03.708	3	6	8.873	0.207	86.39
33	333		22 Andrew HOUGHTON	Ducati 959 -	2:03.781	6	6	8.946	0.073	86.34
34	84	C	12 Tunc GUNERGUN	Aprilia RSV4 RF - 1 - BIKERSWORLD	2:04.700	6	6	9.865	0.919	85.71
35	50	C	13 Dan WELFORD	Suzuki GSXR 1000 - SEG Sussex Electric Gates/	2:04.882	4	5	10.047	0.182	85.58
36	90	C	14 Edward WATSON	Suzuki GSXR 1000 - TEA Time Racing	2:05.068	5	6	10.233	0.186	85.45
37	46	C	15 Simon GATES	Kawasaki ZX10R - Team Kawafati	2:05.485	5	6	10.650	0.417	85.17
38	82		23 Adrian LEWIS	Yamaha R1 - Me	2:05.632	4	4	10.797	0.147	85.07
39	45	C	16 Tom STEVENS	Ducati 959 -	2:06.250	5	5	11.415	0.618	84.65
40	833		24 Talan SKEELS-PIGGINS	Yamaha R1 - Talan Racing	2:07.803	3	6	12.968	1.553	83.62
41	115		25 Stacey KILLWORTH	Suzuki GSXR 1000 - Greenplant/Everns	2:11.853	1	1	17.018	4.050	81.06

\* Bike 24 - No working transponder fitted

Snetterton 300

Circuit Length = 2.9689 miles

Start: 10:39 Flag 10:51 End: 10:54

Weather / Track : Cloudy / Dry

These results are provisional until the conclusion of any judicial and technical matters.

Clerk Of Course :	Stewards :	Timekeeper : Craig Smith
-------------------	------------	--------------------------

Results can be found at [www.tsl-timing.com](http://www.tsl-timing.com)

Printed - 11:01 Saturday, 29 May 2021



# BMCRC - MRO Championships 2021 - Rnd 2 @ Snetterton 300

## MRO Powerbikes inc Clubman 1000

### QUALIFYING - SECTOR ANALYSIS



SECTOR 1 = FL to I1, SECTOR 2 = I1 to FL, DIFF = Difference To Personal Best Lap, P = Crossed Finish Line in Pit Lane, D = Time Disallowed

P1 72		Michael O'BRIEN		Yamaha R1 -		
IDEAL LAP TIME : 1:54.763		BEST LAP TIME : 1:54.835		DIFFERENCE : 0.072		
LAP	SECTOR 1	SECTOR 2	LAP TIME	MPH	DIFF	TIME OF DAY
1 -	1:32.677	40.410	2:13.087	80.30	18.252	10:43:20.298
2 -	1:17.376	38.726	1:56.102	92.05	1.267	10:45:16.400
3 -	1:16.543	<b>38.292</b>	<b>1:54.835 (1)</b>	<b>93.07</b>		<b>10:47:11.235</b>
4 -	1:16.719	38.605	1:55.324 (3)	92.67	0.489	10:49:06.559
5 -	1:24.593	38.890	2:03.483	86.55	8.648	10:51:10.042
6 -	<b>1:16.471</b>	38.614	1:55.085 (2)	92.87	0.250	10:53:05.127

P2 2		Peter BAKER		Kawasaki ZX10R - Dodfrey Engineering		
IDEAL LAP TIME : 1:55.119		BEST LAP TIME : 1:55.194		DIFFERENCE : 0.075		
LAP	SECTOR 1	SECTOR 2	LAP TIME	MPH	DIFF	TIME OF DAY
1 -	1:23.468	40.437	2:03.905	86.26	8.711	10:42:10.322
2 -	1:19.173	38.995	1:58.168	90.44	2.974	10:44:08.490
3 -	1:17.829	39.502	1:57.331	91.09	2.137	10:46:05.821
4 -	<b>1:16.442</b>	38.752	<b>1:55.194 (1)</b>	<b>92.78</b>		<b>10:48:01.015</b>
5 -	1:17.848	39.061	1:56.909 (3)	91.42	1.715	10:49:57.924
6 -	1:16.940	<b>38.677</b>	1:55.617 (2)	92.44	0.423	10:51:53.541

P3 40		Aiden PATMORE		BMW S1000RR - TBR performance/NW roofing		
IDEAL LAP TIME : 1:55.403		BEST LAP TIME : 1:55.403		DIFFERENCE : 0.000		
LAP	SECTOR 1	SECTOR 2	LAP TIME	MPH	DIFF	TIME OF DAY
1 -	1:23.880	40.915	2:04.795	85.64	9.392	10:42:07.499
2 -	1:19.701	38.893	1:58.594 (3)	90.12	3.191	10:44:06.093
3 -	<b>1:16.932</b>	<b>38.471</b>	<b>1:55.403 (1)</b>	<b>92.61</b>		<b>10:46:01.496</b>
4 -	1:17.088	38.669	1:55.757 (2)	92.33	0.354	10:47:57.253

P4 48		Nicky WILSON		Suzuki GSXR 1000 - Demon GP/Haslemere Motorcycles		
IDEAL LAP TIME : 1:55.722		BEST LAP TIME : 1:55.722		DIFFERENCE : 0.000		
LAP	SECTOR 1	SECTOR 2	LAP TIME	MPH	DIFF	TIME OF DAY
1 -	1:24.189	40.872	2:05.061	85.46	9.339	10:42:08.923
2 -	1:18.352	39.650	1:58.002	90.57	2.280	10:44:06.925
3 -	<b>1:17.144</b>	<b>38.578</b>	<b>1:55.722 (1)</b>	<b>92.35</b>		<b>10:46:02.647</b>
4 -	1:17.397	38.936	1:56.333 (3)	91.87	0.611	10:47:58.980
5 -	1:17.568	38.616	1:56.184 (2)	91.99	0.462	10:49:55.164
6 -	1:18.032	38.966	1:56.998	91.35	1.276	10:51:52.162

P5 54		Steve HENEGHAN		Ducati PANIGALE V4S - ReactiveParts.com		
IDEAL LAP TIME : 1:55.981		BEST LAP TIME : 1:55.981		DIFFERENCE : 0.000		
LAP	SECTOR 1	SECTOR 2	LAP TIME	MPH	DIFF	TIME OF DAY
1 -	1:28.299	IN PIT	2:40.129 P	66.74	44.148	10:42:49.492
2 -	OUTLAP	39.684	2:02.279	87.40	6.298	10:44:51.771
3 -	1:18.310	39.013	1:57.323 (2)	91.09	1.342	10:46:49.094
4 -	1:17.587	IN PIT	2:19.348 P	76.70	23.367	10:49:08.442
5 -	OUTLAP	39.538	2:00.484	88.70	4.503	10:51:08.926
6 -	<b>1:17.275</b>	<b>38.706</b>	<b>1:55.981 (1)</b>	<b>92.15</b>		<b>10:53:04.907</b>

P6 711		Ritchie THORNTON		Kawasaki ZX10R - Team 71		
IDEAL LAP TIME : 1:56.572		BEST LAP TIME : 1:56.668		DIFFERENCE : 0.096		
LAP	SECTOR 1	SECTOR 2	LAP TIME	MPH	DIFF	TIME OF DAY
1 -	1:29.628	IN PIT	3:13.058 P	55.36	1:16.390	10:43:28.179
2 -	OUTLAP	40.413	2:03.301	86.68	6.633	10:45:31.480
3 -	1:18.676	39.572	1:58.248 (3)	90.38	1.580	10:47:29.728
4 -	1:18.009	<b>38.674</b>	1:56.683 (2)	91.59	0.015	10:49:26.411
5 -	<b>1:17.898</b>	38.770	<b>1:56.668 (1)</b>	<b>91.61</b>		<b>10:51:23.079</b>
6 -	1:19.022	40.201	1:59.223	89.64	2.555	10:53:22.302

Weather / Track : Cloudy / Dry

Snetterton 300  
Circuit Length = 2.9689 miles  
Start: 10:39 Flag 10:51 End: 10:54

# BMCRC - MRO Championships 2021 - Rnd 2 @ Snetterton 300

MRO Powerbikes inc Clubman 1000

## QUALIFYING - SECTOR ANALYSIS



SECTOR 1 = FL to I1, SECTOR 2 = I1 to FL, DIFF = Difference To Personal Best Lap, P = Crossed Finish Line in Pit Lane, D = Time Disallowed

P7 98		Rick DICKINSON		BMW S1000RR - MotorcycleRaceParts.co.uk			
IDEAL LAP TIME : 1:56.240		BEST LAP TIME : 1:56.699		DIFFERENCE : 0.459			
LAP	SECTOR 1	SECTOR 2	LAP TIME	MPH	DIFF	TIME OF DAY	
1 -	1:26.072	42.993	2:09.065	82.81	12.366	10:42:18.883	
2 -	1:18.827	39.110	1:57.937	90.62	1.238	10:44:16.820	
3 -	<b>1:17.438</b>	39.289	1:56.727 (2)	91.56	0.028	10:46:13.547	
4 -	1:18.048	39.504	1:57.552 (3)	90.92	0.853	10:48:11.099	
5 -	1:17.817	40.205	1:58.022	90.56	1.323	10:50:09.121	
6 -	1:17.897	<b>38.802</b>	<b>1:56.699 (1)</b>	<b>91.58</b>		<b>10:52:05.820</b>	

P8 173		Stephen DRAPER		Kawasaki ZX10 -			
IDEAL LAP TIME : 1:57.159		BEST LAP TIME : 1:57.159		DIFFERENCE : 0.000			
LAP	SECTOR 1	SECTOR 2	LAP TIME	MPH	DIFF	TIME OF DAY	
1 -	1:26.898	42.065	2:08.963	82.87	11.804	10:42:13.986	
2 -	1:20.275	40.264	2:00.539	88.66	3.380	10:44:14.525	
3 -	1:18.660	39.758	1:58.418 (2)	90.25	1.259	10:46:12.943	
4 -	1:18.592	39.940	1:58.532 (3)	90.17	1.373	10:48:11.475	
5 -	1:18.740	40.048	1:58.788	89.97	1.629	10:50:10.263	
6 -	<b>1:17.911</b>	<b>39.248</b>	<b>1:57.159 (1)</b>	<b>91.22</b>		<b>10:52:07.422</b>	

P9 32		Martin MORRIS		BMW S1000RR - Morris Racing, Obsession Engineering			
IDEAL LAP TIME : 1:57.177		BEST LAP TIME : 1:57.177		DIFFERENCE : 0.000			
LAP	SECTOR 1	SECTOR 2	LAP TIME	MPH	DIFF	TIME OF DAY	
1 -	1:28.580	40.827	2:09.407	82.59	12.230	10:42:16.452	
2 -	1:19.502	39.414	1:58.916	89.87	1.739	10:44:15.368	
3 -	1:18.585	46.515	2:05.100	85.43	7.923	10:46:20.468	
4 -	1:18.399	39.266	1:57.665 (2)	90.83	0.488	10:48:18.133	
5 -	<b>1:18.029</b>	<b>39.148</b>	<b>1:57.177 (1)</b>	<b>91.21</b>		<b>10:50:15.310</b>	
6 -	1:18.709	39.984	1:58.693 (3)	90.04	1.516	10:52:14.003	

P10 188		Jamie TIBBLE		Kawasaki ZX10 - Team Tibble			
IDEAL LAP TIME : 1:57.827		BEST LAP TIME : 1:57.896		DIFFERENCE : 0.069			
LAP	SECTOR 1	SECTOR 2	LAP TIME	MPH	DIFF	TIME OF DAY	
1 -	1:28.427	42.735	2:11.162	81.48	13.266	10:42:18.527	
2 -	1:20.150	40.100	2:00.250	88.88	2.354	10:44:18.777	
3 -	1:18.687	39.860	1:58.547	90.15	0.651	10:46:17.324	
4 -	1:18.614	39.463	1:58.077 (3)	90.51	0.181	10:48:15.401	
5 -	<b>1:18.366</b>	39.571	1:57.937 (2)	90.62	0.041	10:50:13.338	
6 -	1:18.435	<b>39.461</b>	<b>1:57.896 (1)</b>	<b>90.65</b>		<b>10:52:11.234</b>	

P11 52		Ben COTGROVE		Yamaha R1M - MFR			
IDEAL LAP TIME : 1:57.713		BEST LAP TIME : 1:57.907		DIFFERENCE : 0.194			
LAP	SECTOR 1	SECTOR 2	LAP TIME	MPH	DIFF	TIME OF DAY	
1 -	1:24.108	41.063	2:05.171	85.38	7.264	10:42:09.205	
2 -	1:18.845	39.757	1:58.602 (2)	90.11	0.695	10:44:07.807	
3 -	1:19.258	<b>39.652</b>	1:58.910 (3)	89.88	1.003	10:46:06.717	
4 -	<b>1:18.061</b>	39.846	<b>1:57.907 (1)</b>	<b>90.64</b>		<b>10:48:04.624</b>	
5 -	1:21.160	IN PIT	3:09.217 P	56.48	1:11.310	10:51:13.841	
6 -	OUTLAP	43.255	2:10.728	81.75	12.821	10:53:24.569	

Weather / Track : Cloudy / Dry

Snetterton 300  
Circuit Length = 2.9689 miles  
Start: 10:39 Flag 10:51 End: 10:54

# BMCRC - MRO Championships 2021 - Rnd 2 @ Snetterton 300

## MRO Powerbikes inc Clubman 1000

### QUALIFYING - SECTOR ANALYSIS



SECTOR 1 = FL to I1, SECTOR 2 = I1 to FL, DIFF = Difference To Personal Best Lap, P = Crossed Finish Line in Pit Lane, D = Time Disallowed

P12 10		Hayden PLATTON		Kawasaki ZX10 - NR Racing		
IDEAL LAP TIME : 1:57.945		BEST LAP TIME : 1:58.027		DIFFERENCE : 0.082		
LAP	SECTOR 1	SECTOR 2	LAP TIME	MPH	DIFF	TIME OF DAY
1 -	1:24.002	40.916	2:04.918	85.56	6.891	10:42:07.235
2 -	1:19.925	40.549	2:00.474	88.71	2.447	10:44:07.709
3 -	1:18.412	<b>39.615</b>	<b>1:58.027 (1)</b>	<b>90.55</b>		<b>10:46:05.736</b>
4 -	<b>1:18.330</b>	39.864	1:58.194 (2)	90.42	0.167	10:48:03.930
5 -	1:18.355	40.032	1:58.387 (3)	90.28	0.360	10:50:02.317

P13 88 C		Scott HALLIDAY		Suzuki GSXR 1000 - Performance fitness gym		
IDEAL LAP TIME : 1:58.138		BEST LAP TIME : 1:58.138		DIFFERENCE : 0.000		
LAP	SECTOR 1	SECTOR 2	LAP TIME	MPH	DIFF	TIME OF DAY
1 -	1:27.287	41.792	2:09.079	82.80	10.941	10:42:31.508
2 -	1:21.174	40.639	2:01.813	87.74	3.675	10:44:33.321
3 -	1:20.349	40.648	2:00.997 (3)	88.33	2.859	10:46:34.318
4 -	1:18.855	40.605	1:59.460 (2)	89.46	1.322	10:48:33.778
5 -	<b>1:18.260</b>	<b>39.878</b>	<b>1:58.138 (1)</b>	<b>90.47</b>		<b>10:50:31.916</b>

P14 33		Michael NEEVES		BMW S1000RR - Prime Factors Racing		
IDEAL LAP TIME : 1:58.385		BEST LAP TIME : 1:58.385		DIFFERENCE : 0.000		
LAP	SECTOR 1	SECTOR 2	LAP TIME	MPH	DIFF	TIME OF DAY
1 -	1:28.983	IN PIT	2:49.243 P	63.15	50.858	10:43:00.453
2 -	OUTLAP	40.660	2:06.250	84.65	7.865	10:45:06.703
3 -	1:19.668	39.958	1:59.626 (3)	89.34	1.241	10:47:06.329
4 -	1:20.615	39.535	2:00.150	88.95	1.765	10:49:06.479
5 -	<b>1:19.038</b>	<b>39.347</b>	<b>1:58.385 (1)</b>	<b>90.28</b>		<b>10:51:04.864</b>
6 -	1:19.066	39.917	1:58.983 (2)	89.82	0.598	10:53:03.847

P15 71		Tom NORTON		Kawasaki ZX10 -		
IDEAL LAP TIME : 1:58.549		BEST LAP TIME : 1:58.549		DIFFERENCE : 0.000		
LAP	SECTOR 1	SECTOR 2	LAP TIME	MPH	DIFF	TIME OF DAY
1 -	1:28.206	43.251	2:11.457	81.30	12.908	10:42:21.373
2 -	1:22.135	42.723	2:04.858 (3)	85.60	6.309	10:44:26.231
3 -	1:20.436	40.672	2:01.108 (2)	88.25	2.559	10:46:27.339
4 -	1:26.005	IN PIT	2:43.907 P	65.20	45.358	10:49:11.246
5 -	OUTLAP	40.307	2:03.560	86.50	5.011	10:51:14.806
6 -	<b>1:18.827</b>	<b>39.722</b>	<b>1:58.549 (1)</b>	<b>90.15</b>		<b>10:53:13.355</b>

P16 9 C		Luke DIXON		BMW S1000RR -		
IDEAL LAP TIME : 1:58.556		BEST LAP TIME : 1:58.560		DIFFERENCE : 0.004		
LAP	SECTOR 1	SECTOR 2	LAP TIME	MPH	DIFF	TIME OF DAY
1 -	1:28.997	40.165	2:09.162	82.74	10.602	10:42:15.383
2 -	<b>1:19.323</b>	39.957	1:59.280 (3)	89.60	0.720	10:44:14.663
3 -	1:19.327	<b>39.233</b>	<b>1:58.560 (1)</b>	<b>90.14</b>		<b>10:46:13.223</b>
4 -	1:19.518	39.430	1:58.948 (2)	89.85	0.388	10:48:12.171
5 -	1:20.156	40.029	2:00.185	88.93	1.625	10:50:12.356
6 -	1:20.447	41.083	2:01.530	87.94	2.970	10:52:13.886

P17 17		Philip BAKER		BMW S1000RR - R & M plant Theo & Debbie		
IDEAL LAP TIME : 1:58.324		BEST LAP TIME : 1:58.731		DIFFERENCE : 0.407		
LAP	SECTOR 1	SECTOR 2	LAP TIME	MPH	DIFF	TIME OF DAY
1 -	1:30.495	44.300	2:14.795	79.29	16.064	10:42:24.991
2 -	1:21.958	41.075	2:03.033	86.87	4.302	10:44:28.024
3 -	1:20.485	39.790	2:00.275	88.86	1.544	10:46:28.299
4 -	1:19.646	<b>39.343</b>	1:58.989 (3)	89.82	0.258	10:48:27.288
5 -	1:19.304	39.427	<b>1:58.731 (1)</b>	<b>90.01</b>		<b>10:50:26.019</b>
6 -	<b>1:18.981</b>	39.767	1:58.748 (2)	90.00	0.017	10:52:24.767

Weather / Track : Cloudy / Dry

Snetterton 300  
Circuit Length = 2.9689 miles  
Start: 10:39 Flag 10:51 End: 10:54

# BMCRC - MRO Championships 2021 - Rnd 2 @ Snetterton 300

## MRO Powerbikes inc Clubman 1000

### QUALIFYING - SECTOR ANALYSIS



SECTOR 1 = FL to I1, SECTOR 2 = I1 to FL, DIFF = Difference To Personal Best Lap, P = Crossed Finish Line in Pit Lane, D = Time Disallowed

P18 58 C		Kenny FRETWELL		Suzuki GSXR 1000 -		
IDEAL LAP TIME : 1:59.225		BEST LAP TIME : 1:59.555		DIFFERENCE : 0.330		
LAP	SECTOR 1	SECTOR 2	LAP TIME	MPH	DIFF	TIME OF DAY
1 -	1:25.579	40.421	2:06.000	84.82	6.445	10:42:10.105
2 -	1:20.125	40.220	2:00.345	88.81	0.790	10:44:10.450
3 -	1:20.214	39.859	2:00.073 (3)	89.01	0.518	10:46:10.523
4 -	1:19.873	40.948	2:00.821	88.46	1.266	10:48:11.344
5 -	1:20.150	<b>39.812</b>	1:59.962 (2)	89.09	0.407	10:50:11.306
6 -	<b>1:19.413</b>	40.142	<b>1:59.555 (1)</b>	<b>89.39</b>		<b>10:52:10.861</b>

P19 83 C		Jason SIGGS		Yamaha R1 - J Siggs Construction		
IDEAL LAP TIME : 1:59.556		BEST LAP TIME : 1:59.556		DIFFERENCE : 0.000		
LAP	SECTOR 1	SECTOR 2	LAP TIME	MPH	DIFF	TIME OF DAY
1 -	1:29.598	43.562	2:13.160	80.26	13.604	10:42:25.864
2 -	1:22.208	40.940	2:03.148	86.79	3.592	10:44:29.012
3 -	1:21.649	40.428	2:02.077	87.55	2.521	10:46:31.089
4 -	1:20.158	40.203	2:00.361 (2)	88.80	0.805	10:48:31.450
5 -	1:20.186	41.037	2:01.223 (3)	88.16	1.667	10:50:32.673
6 -	<b>1:19.742</b>	<b>39.814</b>	<b>1:59.556 (1)</b>	<b>89.39</b>		<b>10:52:32.229</b>

P20 15 C		Mariusz SIEMIENIUK-JUZWIUK		BMW S 1000 RR - BELMONT AUTO SERVICE		
IDEAL LAP TIME : 1:59.177		BEST LAP TIME : 1:59.786		DIFFERENCE : 0.609		
LAP	SECTOR 1	SECTOR 2	LAP TIME	MPH	DIFF	TIME OF DAY
1 -	1:24.865	41.059	2:05.924	84.87	6.138	10:42:08.838
2 -	1:20.730	40.639	2:01.369	88.06	1.583	10:44:10.207
3 -	1:20.254	<b>39.729</b>	1:59.983 (3)	89.07	0.197	10:46:10.190
4 -	1:20.145	40.879	2:01.024	88.31	1.238	10:48:11.214
5 -	1:19.795	40.033	1:59.828 (2)	89.19	0.042	10:50:11.042
6 -	<b>1:19.448</b>	40.338	<b>1:59.786 (1)</b>	<b>89.22</b>		<b>10:52:10.828</b>

P21 56		Mike SMITH		Kawasaki ZX10R - Smiffs Garage		
IDEAL LAP TIME : 1:59.432		BEST LAP TIME : 1:59.856		DIFFERENCE : 0.424		
LAP	SECTOR 1	SECTOR 2	LAP TIME	MPH	DIFF	TIME OF DAY
1 -	1:30.248	43.176	2:13.424	80.10	13.568	10:42:30.497
2 -	1:22.019	40.396	2:02.415	87.31	2.559	10:44:32.912
3 -	1:19.906	42.346	2:02.252	87.42	2.396	10:46:35.164
4 -	1:20.084	<b>39.772</b>	<b>1:59.856 (1)</b>	<b>89.17</b>		<b>10:48:35.020</b>
5 -	1:20.163	40.382	2:00.545 (2)	88.66	0.689	10:50:35.565
6 -	<b>1:19.660</b>	40.896	2:00.556 (3)	88.65	0.700	10:52:36.121

P22 76		Jason BYARD		Yamaha R1 - May Construction		
IDEAL LAP TIME : 2:00.530		BEST LAP TIME : 2:00.530		DIFFERENCE : 0.000		
LAP	SECTOR 1	SECTOR 2	LAP TIME	MPH	DIFF	TIME OF DAY
1 -	1:29.190	IN PIT	2:31.455 P	70.56	30.925	10:42:39.249
2 -	OUTLAP	40.486	2:05.984	84.83	5.454	10:44:45.233
3 -	<b>1:20.338</b>	<b>40.192</b>	<b>2:00.530 (1)</b>	<b>88.67</b>		<b>10:46:45.763</b>
4 -	1:20.590	41.542	2:02.132 (3)	87.51	1.602	10:48:47.895
5 -	1:21.578	40.342	2:01.920 (2)	87.66	1.390	10:50:49.815
6 -	1:22.038	40.275	2:02.313	87.38	1.783	10:52:52.128

Weather / Track : Cloudy / Dry

Snetterton 300  
Circuit Length = 2.9689 miles  
Start: 10:39 Flag 10:51 End: 10:54

# BMCRC - MRO Championships 2021 - Rnd 2 @ Snetterton 300

MRO Powerbikes inc Clubman 1000

## QUALIFYING - SECTOR ANALYSIS



SECTOR 1 = FL to I1, SECTOR 2 = I1 to FL, DIFF = Difference To Personal Best Lap, P = Crossed Finish Line in Pit Lane, D = Time Disallowed

P23 43		Steve PALMER		Suzuki GSXR1000 K6 - K6/Mk1 Transit racing			
IDEAL LAP TIME : 2:00.650		BEST LAP TIME : 2:00.650		DIFFERENCE : 0.000			
LAP	SECTOR 1	SECTOR 2	LAP TIME	MPH	DIFF	TIME OF DAY	
1 -	1:26.894	42.775	2:09.669 (3)	82.42	9.019	10:42:38.210	
2 -	<b>1:20.400</b>	<b>40.250</b>	<b>2:00.650 (1)</b>	<b>88.58</b>		<b>10:44:38.860</b>	
3 -	1:24.695	IN PIT	2:46.464 P	64.20	45.814	10:47:25.324	
4 -	OUTLAP	42.938	2:18.575	77.12	17.925	10:49:43.899	
5 -	1:25.508	41.167	2:06.675 (2)	84.37	6.025	10:51:50.574	

P24 35 C		Robert CRESSWELL		Kawasaki ZX10R - ODDJOBROB Racing			
IDEAL LAP TIME : 2:01.395		BEST LAP TIME : 2:01.395		DIFFERENCE : 0.000			
LAP	SECTOR 1	SECTOR 2	LAP TIME	MPH	DIFF	TIME OF DAY	
1 -	1:30.893	44.351	2:15.244	79.02	13.849	10:42:25.272	
2 -	1:22.471	40.961	2:03.432	86.59	2.037	10:44:28.704	
3 -	1:22.003	41.023	2:03.026	86.87	1.631	10:46:31.730	
4 -	1:21.353	40.830	2:02.183 (3)	87.47	0.788	10:48:33.913	
5 -	1:21.121	40.851	2:01.972 (2)	87.62	0.577	10:50:35.885	
6 -	<b>1:20.925</b>	<b>40.470</b>	<b>2:01.395 (1)</b>	<b>88.04</b>		<b>10:52:37.280</b>	

P25 211 C		Nick WHITCHER		Kawasaki ZX10R -			
IDEAL LAP TIME : 2:01.457		BEST LAP TIME : 2:01.457		DIFFERENCE : 0.000			
LAP	SECTOR 1	SECTOR 2	LAP TIME	MPH	DIFF	TIME OF DAY	
1 -	1:31.773	43.986	2:15.759	78.72	14.302	10:42:26.086	
2 -	1:24.040	41.413	2:05.453	85.19	3.996	10:44:31.539	
3 -	1:24.001	41.766	2:05.767	84.98	4.310	10:46:37.306	
4 -	1:22.182	41.105	2:03.287 (3)	86.69	1.830	10:48:40.593	
5 -	1:21.212	40.708	2:01.920 (2)	87.66	0.463	10:50:42.513	
6 -	<b>1:21.025</b>	<b>40.432</b>	<b>2:01.457 (1)</b>	<b>87.99</b>		<b>10:52:43.970</b>	

P26 24		Alan SMITH		Kawasaki ZX10R - Orwells Mcs			
IDEAL LAP TIME :		BEST LAP TIME : 2:01.995		DIFFERENCE :			
LAP	SECTOR 1	SECTOR 2	LAP TIME	MPH	DIFF	TIME OF DAY	
1 -			6:30.323	27.38	4:28.328	10:46:39.329	
2 -			2:09.933 (3)	82.25	7.938	10:48:49.262	
3 -			<b>2:01.995 (1)</b>	<b>87.61</b>		<b>10:50:51.257</b>	
4 -			2:02.598 (2)	87.17	0.603	10:52:53.855	

P27 21		Jack CROUCHER		BMW S1000RR - Trendy lofts			
IDEAL LAP TIME : 2:01.793		BEST LAP TIME : 2:02.093		DIFFERENCE : 0.300			
LAP	SECTOR 1	SECTOR 2	LAP TIME	MPH	DIFF	TIME OF DAY	
1 -	1:26.959	44.276	2:11.235	81.44	9.142	10:42:24.773	
2 -	1:22.346	41.339	2:03.685	86.41	1.592	10:44:28.458	
3 -	1:21.839	<b>40.411</b>	2:02.250 (2)	87.42	0.157	10:46:30.708	
4 -	1:21.478	41.016	2:02.494 (3)	87.25	0.401	10:48:33.202	
5 -	<b>1:21.382</b>	40.711	<b>2:02.093 (1)</b>	<b>87.54</b>		<b>10:50:35.295</b>	

P28 113		Graeme HARDIE		Yamaha R1 - 113 Events Ltd			
IDEAL LAP TIME : 2:02.454		BEST LAP TIME : 2:02.454		DIFFERENCE : 0.000			
LAP	SECTOR 1	SECTOR 2	LAP TIME	MPH	DIFF	TIME OF DAY	
1 -	1:31.144	43.079	2:14.223	79.62	11.769	10:42:21.781	
2 -	1:23.545	41.647	2:05.192 (2)	85.37	2.738	10:44:26.973	
3 -	1:24.999	42.442	2:07.441 (3)	83.86	4.987	10:46:34.414	
4 -	<b>1:21.666</b>	<b>40.788</b>	<b>2:02.454 (1)</b>	<b>87.28</b>		<b>10:48:36.868</b>	

Weather / Track : Cloudy / Dry

Snetterton 300  
Circuit Length = 2.9689 miles  
Start: 10:39 Flag 10:51 End: 10:54

# BMCRC - MRO Championships 2021 - Rnd 2 @ Snetterton 300

## MRO Powerbikes inc Clubman 1000

### QUALIFYING - SECTOR ANALYSIS



SECTOR 1 = FL to I1, SECTOR 2 = I1 to FL, DIFF = Difference To Personal Best Lap, P = Crossed Finish Line in Pit Lane, D = Time Disallowed

<b>P29 152 C Barry MANTELL</b>			Kawasaki ZX10R - Swedish car connection			
IDEAL LAP TIME : 2:02.452		BEST LAP TIME : 2:02.689		DIFFERENCE : 0.237		
LAP	SECTOR 1	SECTOR 2	LAP TIME	MPH	DIFF	TIME OF DAY
1 -	1:31.234	42.657	2:13.891	79.82	11.202	10:42:37.615
2 -	1:25.326	41.691	2:07.017	84.14	4.328	10:44:44.632
3 -	1:23.499	41.787	2:05.286 (3)	85.30	2.597	10:46:49.918
4 -	1:22.779	43.100	2:05.879	84.90	3.190	10:48:55.797
5 -	1:22.044	<b>40.645</b>	<b>2:02.689 (1)</b>	<b>87.11</b>		<b>10:50:58.486</b>
6 -	<b>1:21.807</b>	41.976	2:03.783 (2)	86.34	1.094	10:53:02.269

<b>P30 129 C Cecil DINSMORE</b>			Suzuki GSXR 1000 - KnC Motorsport			
IDEAL LAP TIME : 2:01.837		BEST LAP TIME : 2:02.946		DIFFERENCE : 1.109		
LAP	SECTOR 1	SECTOR 2	LAP TIME	MPH	DIFF	TIME OF DAY
1 -	1:29.901	42.965	2:12.866 (3)	80.44	9.920	10:42:18.832
2 -	1:24.459	<b>40.895</b>	2:05.354 (2)	85.26	2.408	10:44:24.186
3 -	1:21.339	41.607	<b>2:02.946 (1)</b>	<b>86.93</b>		<b>10:46:27.132</b>

<b>P31 4 C Tom VAUGHAN</b>			Kawasaki ZX10RR -			
IDEAL LAP TIME : 2:03.220		BEST LAP TIME : 2:03.501		DIFFERENCE : 0.281		
LAP	SECTOR 1	SECTOR 2	LAP TIME	MPH	DIFF	TIME OF DAY
1 -	1:30.629	44.078	2:14.707	79.34	11.206	10:42:27.476
2 -	1:26.915	<b>41.148</b>	2:08.063	83.45	4.562	10:44:35.539
3 -	<b>1:22.072</b>	41.531	2:03.603 (2)	86.47	0.102	10:46:39.142
4 -	1:22.148	42.733	2:04.881 (3)	85.58	1.380	10:48:44.023
5 -	1:25.234	44.244	2:09.478	82.54	5.977	10:50:53.501
6 -	1:22.197	41.304	<b>2:03.501 (1)</b>	<b>86.54</b>		<b>10:52:57.002</b>

<b>P32 277 C Adrian AVERRE</b>			Yamaha R1 - Ryders Alley Racing			
IDEAL LAP TIME : 2:03.484		BEST LAP TIME : 2:03.708		DIFFERENCE : 0.224		
LAP	SECTOR 1	SECTOR 2	LAP TIME	MPH	DIFF	TIME OF DAY
1 -	1:31.017	44.184	2:15.201	79.05	11.493	10:42:27.026
2 -	1:27.376	41.934	2:09.310	82.65	5.602	10:44:36.336
3 -	1:22.345	<b>41.363</b>	<b>2:03.708 (1)</b>	<b>86.39</b>		<b>10:46:40.044</b>
4 -	1:22.288	42.088	2:04.376 (3)	85.93	0.668	10:48:44.420
5 -	1:23.570	41.704	2:05.274	85.31	1.566	10:50:49.694
6 -	<b>1:22.121</b>	41.868	2:03.989 (2)	86.20	0.281	10:52:53.683

<b>P33 333 Andrew HOUGHTON</b>			Ducati 959 -			
IDEAL LAP TIME : 2:03.610		BEST LAP TIME : 2:03.781		DIFFERENCE : 0.171		
LAP	SECTOR 1	SECTOR 2	LAP TIME	MPH	DIFF	TIME OF DAY
1 -	OUTLAP	43.259	2:15.688	78.76	11.907	10:42:20.204
2 -	1:23.389	43.070	2:06.459	84.51	2.678	10:44:26.663
3 -	<b>1:22.564</b>	41.312	2:03.876 (2)	86.28	0.095	10:46:30.539
4 -	1:23.356	41.648	2:05.004	85.50	1.223	10:48:35.543
5 -	1:22.757	41.412	2:04.169 (3)	86.07	0.388	10:50:39.712
6 -	1:22.735	<b>41.046</b>	<b>2:03.781 (1)</b>	<b>86.34</b>		<b>10:52:43.493</b>

<b>P34 84 C Tunc GUNERGUN</b>			Aprilia RSV4 RF - 1 - BIKERSWORLD			
IDEAL LAP TIME : 2:04.700		BEST LAP TIME : 2:04.700		DIFFERENCE : 0.000		
LAP	SECTOR 1	SECTOR 2	LAP TIME	MPH	DIFF	TIME OF DAY
1 -	1:30.593	44.441	2:15.034	79.15	10.334	10:42:24.214
2 -	1:25.049	41.960	2:07.009	84.15	2.309	10:44:31.223
3 -	1:24.083	41.970	2:06.053 (2)	84.79	1.353	10:46:37.276
4 -	1:23.516	43.176	2:06.692 (3)	84.36	1.992	10:48:43.968
5 -	1:25.080	41.720	2:06.800	84.29	2.100	10:50:50.768
6 -	<b>1:23.319</b>	<b>41.381</b>	<b>2:04.700 (1)</b>	<b>85.71</b>		<b>10:52:55.468</b>

Weather / Track : Cloudy / Dry

Snetterton 300

Circuit Length = 2.9689 miles

Start: 10:39 Flag 10:51 End: 10:54

# BMCRC - MRO Championships 2021 - Rnd 2 @ Snetterton 300

## MRO Powerbikes inc Clubman 1000

### QUALIFYING - SECTOR ANALYSIS



SECTOR 1 = FL to I1, SECTOR 2 = I1 to FL, DIFF = Difference To Personal Best Lap, P = Crossed Finish Line in Pit Lane, D = Time Disallowed

P35 50 C		Dan WELFORD		Suzuki GSXR 1000 - SEG Sussex Electric Gates/			
IDEAL LAP TIME : 2:04.419		BEST LAP TIME : 2:04.882		DIFFERENCE : 0.463			
LAP	SECTOR 1	SECTOR 2	LAP TIME	MPH	DIFF	TIME OF DAY	
1 -	1:32.737	43.552	2:16.289	78.42	11.407	10:42:30.822	
2 -	1:23.975	42.099	2:06.074	84.77	1.192	10:44:36.896	
3 -	1:23.291	<b>41.775</b>	2:05.066 (2)	85.45	0.184	10:46:41.962	
4 -	<b>1:22.644</b>	42.238	<b>2:04.882 (1)</b>	<b>85.58</b>		<b>10:48:46.844</b>	
5 -	1:22.880	43.141	2:06.021 (3)	84.81	1.139	10:50:52.865	

P36 90 C		Edward WATSON		Suzuki GSXR 1000 - TEA Time Racing			
IDEAL LAP TIME : 2:04.946		BEST LAP TIME : 2:05.068		DIFFERENCE : 0.122			
LAP	SECTOR 1	SECTOR 2	LAP TIME	MPH	DIFF	TIME OF DAY	
1 -	1:34.906	44.533	2:19.439	76.65	14.371	10:42:31.897	
2 -	1:23.422	42.562	2:05.984 (3)	84.83	0.916	10:44:37.881	
3 -	1:22.953	42.759	2:05.712 (2)	85.02	0.644	10:46:43.593	
4 -	<b>1:22.935</b>	43.469	2:06.404	84.55	1.336	10:48:49.997	
5 -	1:22.960	42.108	<b>2:05.068 (1)</b>	<b>85.45</b>		<b>10:50:55.065</b>	
6 -	1:24.234	<b>42.011</b>	2:06.245	84.66	1.177	10:53:01.310	

P37 46 C		Simon GATES		Kawasaki ZX10R - Team Kawafati			
IDEAL LAP TIME : 2:05.485		BEST LAP TIME : 2:05.485		DIFFERENCE : 0.000			
LAP	SECTOR 1	SECTOR 2	LAP TIME	MPH	DIFF	TIME OF DAY	
1 -	1:30.196	44.606	2:14.802	79.28	9.317	10:42:20.344	
2 -	1:25.230	42.605	2:07.835	83.60	2.350	10:44:28.179	
3 -	1:24.237	43.134	2:07.371	83.91	1.886	10:46:35.550	
4 -	1:24.116	42.480	2:06.596 (2)	84.42	1.111	10:48:42.146	
5 -	<b>1:23.559</b>	<b>41.926</b>	<b>2:05.485 (1)</b>	<b>85.17</b>		<b>10:50:47.631</b>	
6 -	1:23.844	43.432	2:07.276 (3)	83.97	1.791	10:52:54.907	

P38 82		Adrian LEWIS		Yamaha R1 - Me			
IDEAL LAP TIME : 2:05.632		BEST LAP TIME : 2:05.632		DIFFERENCE : 0.000			
LAP	SECTOR 1	SECTOR 2	LAP TIME	MPH	DIFF	TIME OF DAY	
1 -	1:34.414	45.566	2:19.980	76.35	14.348	10:42:39.235	
2 -	1:27.128	43.410	2:10.538 (3)	81.87	4.906	10:44:49.773	
3 -	1:25.321	42.358	2:07.679 (2)	83.71	2.047	10:46:57.452	
4 -	<b>1:23.546</b>	<b>42.086</b>	<b>2:05.632 (1)</b>	<b>85.07</b>		<b>10:49:03.084</b>	

P39 45 C		Tom STEVENS		Ducati 959 -			
IDEAL LAP TIME : 2:06.130		BEST LAP TIME : 2:06.250		DIFFERENCE : 0.120			
LAP	SECTOR 1	SECTOR 2	LAP TIME	MPH	DIFF	TIME OF DAY	
1 -	1:39.732	46.053	2:25.785 (3)	73.31	19.535	10:42:49.300	
2 -	1:27.899	IN PIT	2:30.922 P	70.81	24.672	10:45:20.222	
3 -	OUTLAP	42.960	2:11.381	81.35	5.131	10:47:31.603	
4 -	1:23.994	<b>42.280</b>	2:06.274 (2)	84.64	0.024	10:49:37.877	
5 -	<b>1:23.850</b>	42.400	<b>2:06.250 (1)</b>	<b>84.65</b>		<b>10:51:44.127</b>	

P40 833		Talan SKEELS-PIGGINS		Yamaha R1 - Talan Racing			
IDEAL LAP TIME : 2:07.723		BEST LAP TIME : 2:07.803		DIFFERENCE : 0.080			
LAP	SECTOR 1	SECTOR 2	LAP TIME	MPH	DIFF	TIME OF DAY	
1 -	OUTLAP	43.276	2:15.642	78.79	7.839	10:42:18.694	
2 -	1:24.654	<b>43.183</b>	2:07.837 (2)	83.60	0.034	10:44:26.531	
3 -	<b>1:24.540</b>	43.263	<b>2:07.803 (1)</b>	<b>83.62</b>		<b>10:46:34.334</b>	
4 -	1:25.334	44.201	2:09.535 (3)	82.51	1.732	10:48:43.869	
5 -	1:25.296	44.360	2:09.656	82.43	1.853	10:50:53.525	
6 -	1:26.098	44.693	2:10.791	81.71	2.988	10:53:04.316	

Weather / Track : Cloudy / Dry

Snetterton 300  
Circuit Length = 2.9689 miles  
Start: 10:39 Flag 10:51 End: 10:54



# BMCRC - MRO Championships 2021 - Rnd 2 @ Snetterton 300

MRO Powerbikes inc Clubman 1000

## QUALIFYING - SECTOR ANALYSIS



SECTOR 1 = FL to I1, SECTOR 2 = I1 to FL, DIFF = Difference To Personal Best Lap, P = Crossed Finish Line in Pit Lane, D = Time Disallowed

<b>P41 115</b>	<b>Stacey KILLWORTH</b>		Suzuki GSXR 1000 - Greenplant/Everns			
IDEAL LAP TIME : 2:11.853		BEST LAP TIME : 2:11.853		DIFFERENCE : 0.000		
LAP	SECTOR 1	SECTOR 2	LAP TIME	MPH	DIFF	TIME OF DAY
1 -	1:29.061	42.792	2:11.853 (1)	81.06		10:42:38.051

Weather / Track : Cloudy / Dry

Results can be found at [www.tsl-timing.com](http://www.tsl-timing.com)

Page 8 of 8

Snetterton 300  
Circuit Length = 2.9689 miles  
Start: 10:39 Flag 10:51 End: 10:54

Printed - 11:01 Saturday, 29 May 2021

# BMCRC - MRO Championships 2021 - Rnd 2 @ Snetterton 300

## MRO Powerbikes inc Clubman 1000

### QUALIFYING - BEST SECTORS

SECTOR 1				SECTOR 2			IDEAL / BEST COMPARISON					
POS	NO	NAME	TIME	NO	NAME	TIME	POS	NO	NAME	IDEAL	BEST	DIFF
									<b>PERFECT LAP</b>	<b>1:54.734</b>		
1	2	BAKER	1:16.442	72	O'BRIEN	38.292	1	72	O'BRIEN	1:54.763	1:54.835	0.072
2	72	O'BRIEN	1:16.471	40	PATMORE	38.471	2	2	BAKER	1:55.119	1:55.194	0.075
3	40	PATMORE	1:16.932	48	WILSON	38.578	3	40	PATMORE	1:55.403	1:55.403	0.000
4	48	WILSON	1:17.144	711	THORNTON	38.674	4	48	WILSON	1:55.722	1:55.722	0.000
5	54	HENEGHAN	1:17.275	2	BAKER	38.677	5	54	HENEGHAN	1:55.981	1:55.981	0.000
6	98	DICKINSON	1:17.438	54	HENEGHAN	38.706	6	98	DICKINSON	1:56.240	1:56.699	0.459
7	711	THORNTON	1:17.898	98	DICKINSON	38.802	7	711	THORNTON	1:56.572	1:56.668	0.096
8	173	DRAPER	1:17.911	32	MORRIS	39.148	8	173	DRAPER	1:57.159	1:57.159	0.000
9	32	MORRIS	1:18.029	9	DIXON	39.233	9	32	MORRIS	1:57.177	1:57.177	0.000
10	52	COTGROVE	1:18.061	173	DRAPER	39.248	10	52	COTGROVE	1:57.713	1:57.907	0.194
11	88	HALLIDAY	1:18.260	17	BAKER	39.343	11	188	TIBBLE	1:57.827	1:57.896	0.069
12	10	PLATTON	1:18.330	33	NEEVES	39.347	12	10	PLATTON	1:57.945	1:58.027	0.082
13	188	TIBBLE	1:18.366	188	TIBBLE	39.461	13	88	HALLIDAY	1:58.138	1:58.138	0.000
14	71	NORTON	1:18.827	10	PLATTON	39.615	14	17	BAKER	1:58.324	1:58.731	0.407
15	17	BAKER	1:18.981	52	COTGROVE	39.652	15	33	NEEVES	1:58.385	1:58.385	0.000
16	33	NEEVES	1:19.038	71	NORTON	39.722	16	71	NORTON	1:58.549	1:58.549	0.000
17	9	DIXON	1:19.323	15	SIEMIENIUK-JUZWIUK	39.729	17	9	DIXON	1:58.556	1:58.560	0.004
18	58	FRETWELL	1:19.413	56	SMITH	39.772	18	15	SIEMIENIUK-JUZWIU	1:59.177	1:59.786	0.609
19	15	SIEMIENIUK-JUZWIUK	1:19.448	58	FRETWELL	39.812	19	58	FRETWELL	1:59.225	1:59.555	0.330
20	56	SMITH	1:19.660	83	SIGGS	39.814	20	56	SMITH	1:59.432	1:59.856	0.424
21	83	SIGGS	1:19.742	88	HALLIDAY	39.878	21	83	SIGGS	1:59.556	1:59.556	0.000
22	76	BYARD	1:20.338	76	BYARD	40.192	22	76	BYARD	2:00.530	2:00.530	0.000
23	43	PALMER	1:20.400	43	PALMER	40.250	23	43	PALMER	2:00.650	2:00.650	0.000
24	35	CRESSWELL	1:20.925	21	CROUCHER	40.411	24	35	CRESSWELL	2:01.395	2:01.395	0.000
25	129	DINSMORE	1:20.942	211	WHITCHER	40.432	25	211	WHITCHER	2:01.457	2:01.457	0.000
26	211	WHITCHER	1:21.025	35	CRESSWELL	40.470	26	21	CROUCHER	2:01.793	2:02.093	0.300
27	21	CROUCHER	1:21.382	152	MANTELL	40.645	27	129	DINSMORE	2:01.837	2:02.946	1.109
28	113	HARDIE	1:21.666	113	HARDIE	40.788	28	152	MANTELL	2:02.452	2:02.689	0.237
29	152	MANTELL	1:21.807	129	DINSMORE	40.895	29	113	HARDIE	2:02.454	2:02.454	0.000
30	4	VAUGHAN	1:22.072	333	HOUGHTON	41.046	30	4	VAUGHAN	2:03.220	2:03.501	0.281
31	277	AVERRE	1:22.121	4	VAUGHAN	41.148	31	277	AVERRE	2:03.484	2:03.708	0.224
32	333	HOUGHTON	1:22.564	277	AVERRE	41.363	32	333	HOUGHTON	2:03.610	2:03.781	0.171
33	50	WELFORD	1:22.644	84	GUNERGUN	41.381	33	50	WELFORD	2:04.419	2:04.882	0.463
34	90	WATSON	1:22.935	50	WELFORD	41.775	34	84	GUNERGUN	2:04.700	2:04.700	0.000
35	84	GUNERGUN	1:23.319	46	GATES	41.926	35	90	WATSON	2:04.946	2:05.068	0.122
36	82	LEWIS	1:23.546	90	WATSON	42.011	36	46	GATES	2:05.485	2:05.485	0.000
37	46	GATES	1:23.559	82	LEWIS	42.086	37	82	LEWIS	2:05.632	2:05.632	0.000
38	45	STEVENS	1:23.850	45	STEVENS	42.280	38	45	STEVENS	2:06.130	2:06.250	0.120
39	833	SKEELS-PIGGINS	1:24.540	115	KILLWORTH	42.792	39	833	SKEELS-PIGGINS	2:07.723	2:07.803	0.080
40	115	KILLWORTH	1:29.061	833	SKEELS-PIGGINS	43.183	40	115	KILLWORTH	2:11.853	2:11.853	0.000
41							41	24	SMITH		2:01.995	

Weather / Track : Cloudy / Dry

Snetterton 300

Circuit Length = 2.9689 miles

Start: 10:39 Flag 10:51 End: 10:54

Results can be found at [www.tsl-timing.com](http://www.tsl-timing.com)

Printed - 11:01 Saturday, 29 May 2021

# BMCRC - MRO Championships 2021 - Rnd 2 @ Snetterton 300

## MRO Powerbikes inc Clubman 1000

### QUALIFYING - STATISTICS

<b>Competitors Started</b>	41
<b>Planned Start</b>	2021-05-29 @ 10:45:00.000
<b>Actual Start</b>	2021-05-29 @ 10:39:53.816
<b>Finish Time</b>	2021-05-29 @ 10:51:35.874
<b>Track Length</b>	2.9689mi.
<b>Total Laps</b>	224
<b>Total Distance Covered</b>	665.0361mi.

### Session Fastest Lap History

NO	CL	NAME	LAP TIME	TIME OF DAY	LAP	VEHICLE
10		Hayden PLATTON	<b>2:04.918</b>	10:42:07.251	1	Kawasaki ZX10
40		Aiden PATMORE	<b>2:04.795</b>	10:42:07.521	1	BMW S1000RR
2		Peter BAKER	<b>2:03.905</b>	10:42:10.325	1	Kawasaki ZX10R
40		Aiden PATMORE	<b>1:58.594</b>	10:44:06.114	2	BMW S1000RR
48		Nicky WILSON	<b>1:58.002</b>	10:44:06.930	2	Suzuki GSXR 1000
98		Rick DICKINSON	<b>1:57.937</b>	10:44:16.837	2	BMW S1000RR
72		Michael O'BRIEN	<b>1:56.102</b>	10:45:16.415	2	Yamaha R1
40		Aiden PATMORE	<b>1:55.403</b>	10:46:01.516	3	BMW S1000RR
72		Michael O'BRIEN	<b>1:54.835</b>	10:47:11.250	3	Yamaha R1

### Flag History

TYPE	TIME OF DAY
GREEN	10:39:53.816
FINISH	10:51:35.874

### Flag Statistics

TYPE	COUNT	TOTAL LAPS	TOTAL TIME
Green	1	6	14:07.553
Red	0	0	0.000
Safety Car	0	0	0.000
FCY	0	0	0.000

# BMCRC - MRO Championships 2021 - Rnd 2 @ Snetterton 300

## MRO Powerbikes inc Clubman 1000

### QUALIFYING - STATISTICS

CLASS :

25 Starters

#### Fastest Lap History

NO	NAME	LAP TIME	TIME OF DAY	LAP	VEHICLE
10	Hayden PLATTON	<b>2:04.918</b>	10:42:07.251	1	Kawasaki ZX10
40	Aiden PATMORE	<b>2:04.795</b>	10:42:07.521	1	BMW S1000RR
2	Peter BAKER	<b>2:03.905</b>	10:42:10.325	1	Kawasaki ZX10R
40	Aiden PATMORE	<b>1:58.594</b>	10:44:06.114	2	BMW S1000RR
48	Nicky WILSON	<b>1:58.002</b>	10:44:06.930	2	Suzuki GSXR 1000
98	Rick DICKINSON	<b>1:57.937</b>	10:44:16.837	2	BMW S1000RR
72	Michael O'BRIEN	<b>1:56.102</b>	10:45:16.415	2	Yamaha R1
40	Aiden PATMORE	<b>1:55.403</b>	10:46:01.516	3	BMW S1000RR
72	Michael O'BRIEN	<b>1:54.835</b>	10:47:11.250	3	Yamaha R1

Weather / Track : Cloudy / Dry

Results can be found at [www.tsl-timing.com](http://www.tsl-timing.com)

Page 2 of 3

Snetterton 300  
Circuit Length = 2.9689 miles  
Start: 10:39 Flag 10:51 End: 10:54

Printed - 11:01 Saturday, 29 May 2021

# BMCRC - MRO Championships 2021 - Rnd 2 @ Snetterton 300

## MRO Powerbikes inc Clubman 1000

### QUALIFYING - STATISTICS

CLASS : C

16 Starters

#### Fastest Lap History

NO	NAME	LAP TIME	TIME OF DAY	LAP	VEHICLE
15	Mariusz SIEMIENIUK-JUZWIUK	2:05.924	10:42:08.852	1	BMW S 1000 RR
15	Mariusz SIEMIENIUK-JUZWIUK	2:01.369	10:44:10.222	2	BMW S 1000 RR
58	Kenny FRETWELL	2:00.345	10:44:10.471	2	Suzuki GSXR 1000
9	Luke DIXON	1:59.280	10:44:14.663	2	BMW S1000RR
9	Luke DIXON	1:58.560	10:46:13.238	3	BMW S1000RR
88	Scott HALLIDAY	1:58.138	10:50:31.938	5	Suzuki GSXR 1000

# BMCRC - MRO Championships 2021 - Rnd 2 @ Snetterton 300

## MRO Powerbikes inc Clubman 1000

### RACE 7 - GRID (10 Laps)



ROW 15				43	92	Josh WOOD
ROW 14	42	41	40			
	41	115	833			
	David ABRAHAM	2:11.853 Stacey KILLWORTH	2:07.803 Talan SKEELS-PIGGINS			
ROW 13		39	38			
		45	82			
		2:06.250 Tom STEVENS	2:05.632 Adrian LEWIS			
				37	46	2:05.485 Simon GATES
ROW 12	36	35	34			
	90	50	84			
	2:05.068 Edward WATSON	2:04.882 Dan WELFORD	2:04.700 Tunc GUNERGUN			
ROW 11		33	32			
		333	277			
		2:03.781 Andrew HOUGHTON	2:03.708 Adrian AVERRE			
				31	4	2:03.501 Tom VAUGHAN
ROW 10	30	29	28			
	129	152	113			
	2:02.946 Cecil DINSMORE	2:02.689 Barry MANTELL	2:02.454 Graeme HARDIE			
ROW 9		27	26			
		21	24			
		2:02.093 Jack CROUCHER	2:01.995 Alan SMITH			
				25	211	2:01.457 Nick WHITCHER
ROW 8	24	23	22			
	35	43	76			
	2:01.395 Robert CRESSWELL	2:00.650 Steve PALMER	2:00.530 Jason BYARD			
ROW 7		21	20			
		56	15			
		1:59.856 Mike SMITH	1:59.786 Mariusz SIEMIENIUK-JUZWIUK			
				19	83	1:59.556 Jason SIGGS
ROW 6	18	17	16			
	58	17	9			
	1:59.555 Kenny FRETWELL	1:58.731 Phillip BAKER	1:58.560 Luke DIXON			
ROW 5		15	14			
		71	33			
		1:58.549 Tom NORTON	1:58.385 Michael NEEVES			
				13	88	1:58.138 Scott HALLIDAY
ROW 4	12	11	10			
	10	52	188			
	1:58.027 Hayden PLATTON	1:57.907 Ben COTGROVE	1:57.896 Jamie TIBBLE			
ROW 3		9	8			
		32	173			
		1:57.177 Martin MORRIS	1:57.159 Stephen DRAPER			
				7	98	1:56.699 Rick DICKINSON
ROW 2	6	5	4			
	711	54	48			
	1:56.668 Ritchie THORNTON	1:55.981 Steve HENEGHAN	1:55.722 Nicky WILSON			
ROW 1		3	2			
		40	2			
		1:55.403 Aiden PATMORE	1:55.194 Peter BAKER			
				1	72	1:54.835 Michael O'BRIEN
						<b>Pole</b>

Snetterton 300

Circuit Length = 2.9689 miles

These results are provisional until the conclusion of any judicial and technical matters.

Clerk Of Course :	Stewards :	Timekeeper : Craig Smith
-------------------	------------	--------------------------

Results can be found at [www.tsl-timing.com](http://www.tsl-timing.com)

Printed - 11:03 Saturday, 29 May 2021



# BMCRC - MRO Championships 2021 - Rnd 2 @ Snetterton 300

MRO Powerbikes inc Clubman 1000

## RACE 7 - CLASSIFICATION



POS	NO	CL	PIC NAME	ENTRY	LAPS	TIME	GAP	DIFF	MPH	BEST	ON
1	40		Aiden PATMORE	BMW S1000RR - TBR performance/NW roofing	10	19:23.763			91.84	1:55.086	5
2	48		Nicky WILSON	Suzuki GSXR 1000 - Demon GP/Haslemere Motorcy	10	19:24.157	0.394	0.394	91.80	1:54.785	3
3	72		Michael O'BRIEN	Yamaha R1 -	10	19:24.556	0.793	0.399	91.77	1:54.611	4
4	2		Peter BAKER	Kawasaki ZX10R - Dodfrey Engineering	10	19:28.609	4.846	4.053	91.45	1:55.473	4
5	711		Ritchie THORNTON	Kawasaki ZX10R - Team 71	10	19:30.251	6.488	1.642	91.33	1:55.718	8
6	98		Rick DICKINSON	BMW S1000RR - MotorcycleRaceParts.co.uk	10	19:30.591	6.828	0.340	91.30	1:55.733	8
7	54		Steve HENEGHAN	Ducati PANIGALE V4S - ReactiveParts.com	10	19:42.788	19.025	12.197	90.36	1:56.659	9
8	188		Jamie TIBBLE	Kawasaki ZX10 - Team Tibble	10	19:45.185	21.422	2.397	90.18	1:56.610	9
9	173		Stephen DRAPER	Kawasaki ZX10 -	10	19:45.728	21.965	0.543	90.13	1:57.122	5
10	17		Philip BAKER	BMW S1000RR - R & M plant Theo &Debbie	10	19:47.644	23.881	1.916	89.99	1:56.162	10
11	10		Hayden PLATTON	Kawasaki ZX10 - NR Racing	10	19:52.200	28.437	4.556	89.65	1:56.936	10
12	71		Tom NORTON	Kawasaki ZX10 -	10	19:53.567	29.804	1.367	89.54	1:56.601	10
13	9	C	Luke DIXON	BMW S1000RR -	10	19:53.942	30.179	0.375	89.51	1:57.336	10
14	88	C	Scott HALLIDAY	Suzuki GSXR 1000 - Performance fitness gym	10	20:00.579	36.816	6.637	89.02	1:57.720	4
15	52		Ben COTGROVE	Yamaha R1M - MFR	10	20:07.009	43.246	6.430	88.55	1:58.676	4
16	33		Michael NEEVES	BMW S1000RR - Prime Factors Racing	10	20:07.185	43.422	0.176	88.53	1:58.500	4
17	32		Martin MORRIS	BMW S1000RR - Morris Racing, Obsession Enginee	10	20:07.905	44.142	0.720	88.48	1:57.854	8
18	83	C	Jason SIGGS	Yamaha R1 - J Siggs Construction	10	20:08.024	44.261	0.119	88.47	1:58.831	9
19	58	C	Kenny FRETWELL	Suzuki GSXR 1000 -	10	20:16.389	52.626	8.365	87.86	1:59.783	6
20	76		Jason BYARD	Yamaha R1 - May Construction	10	20:17.217	53.454	0.828	87.80	1:58.885	10
21	24		Alan SMITH	Kawasaki ZX10R - Orwells Mcs	10	20:21.363	57.600	4.146	87.50	1:59.377	9
22	56		Mike SMITH	Kawasaki ZX10R - Smiffs Garage	10	20:24.077	1:00.314	2.714	87.31	1:59.033	4
23	211	C	Nick WHITCHER	Kawasaki ZX10R -	10	20:27.301	1:03.538	3.224	87.08	2:00.605	4
24	35	C	Robert CRESSWELL	Kawasaki ZX10R - ODDJOBROB Racing	10	20:27.407	1:03.644	0.106	87.07	2:01.359	4
25	15	C	Mariusz SIEMIENIUK-JUZWIUK	BMW S 1000 RR - BELMONT AUTO SERVICE	10	20:28.371	1:04.608	0.964	87.01	2:00.970	2
26	21		Jack CROUCHER	BMW S1000RR - Trendy lofts	10	20:33.109	1:09.346	4.738	86.67	2:00.720	10
27	152	C	Barry MANTELL	Kawasaki ZX10R - Swedish car connection	10	20:37.016	1:13.253	3.907	86.40	2:01.401	9
28	129	C	Cecil DINSMORE	Suzuki GSXR 1000 - KnC Motorsport	10	20:43.470	1:19.707	6.454	85.95	2:01.764	5
29	277	C	Adrian AVERRE	Yamaha R1 - Ryders Alley Racing	10	20:53.889	1:30.126	10.419	85.23	2:03.387	6
30	45	C	Tom STEVENS	Ducati 959 -	10	20:58.744	1:34.981	4.855	84.91	2:03.451	5
31	84	C	Tunc GUNERGUN	Aprilia RSV4 RF - 1 - BIKERSWORLD	10	21:06.420	1:42.657	7.676	84.39	2:03.957	8
32	50	C	Dan WELFORD	Suzuki GSXR 1000 - SEG Sussex Electric Gates/	10	21:12.385	1:48.622	5.965	84.00	2:04.438	3
33	46	C	Simon GATES	Kawasaki ZX10R - Team Kawafati	10	21:13.392	1:49.629	1.007	83.93	2:05.600	8
34	90	C	Edward WATSON	Suzuki GSXR 1000 - TEA Time Racing	10	21:14.910	1:51.147	1.518	83.83	2:05.483	8
35	333		Andrew HOUGHTON	Ducati 959 -	10	21:25.506	2:01.743	10.596	83.14	2:03.987	4
36	833		Talan SKEELS-PIGGINS	Yamaha R1 - Talan Racing	10	21:30.535	2:06.772	5.029	82.81	2:06.922	9

### NOT CLASSIFIED

DNF	115		Stacey KILLWORTH	Suzuki GSXR 1000 - Greenplant/Everns	8	16:34.718	2 Laps	2 Laps	85.95	2:00.568	8
DNF	43		Steve PALMER	Suzuki GSXR1000 K6 - K6/Mk1 Transit racing	6	12:25.055	4 Laps	2 Laps	86.07	2:00.397	3

### FASTEST LAP

72			Michael O'BRIEN	Yamaha R1 -	4	1:54.611			93.25 mph	150.07 kph
9	C		Luke DIXON	BMW S1000RR -	10	1:57.336			91.08 mph	146.59 kph

Class - 92.5% of Race Speed = 84.95 mph  
Class C - 92.5% of Race Speed = 82.79 mph

Weather / Track : Cloudy / Dry

These results are provisional until the conclusion of any judicial and technical matters.

Snetterton 300: 2.9689 miles  
Race Distance: 10 Laps / 29.68 miles  
Start: 14:16 Flag 14:35 End: 14:38

Clerk Of Course :	Stewards :	Timekeeper : Craig Smith
-------------------	------------	--------------------------

Results can be found at [www.tsl-timing.com](http://www.tsl-timing.com)

Printed - 14:38 Saturday, 29 May 2021







# BMCRC - MRO Championships 2021 - Rnd 2 @ Snetterton 300

## MRO Powerbikes inc Clubman 1000

### RACE 7 - LAP CHART

<b>90</b>	1:29.920	2:05.483	<b>76</b>	53.454	1:58.885
<b>46</b>	1:30.310	2:05.600	<b>24</b>	57.600	2:01.868
<b>833</b>	1:44.887	2:07.954	<b>56</b>	1:00.314	2:04.905

<b>211</b>	1:03.538	2:01.102
------------	----------	----------

<b>35</b>	1:03.644	2:02.201
-----------	----------	----------

<b>15</b>	1:04.608	2:01.856
-----------	----------	----------

<b>21</b>	1:09.346	2:00.720
-----------	----------	----------

<b>152</b>	1:13.253	2:02.838
------------	----------	----------

<b>129</b>	1:19.707	2:05.192
------------	----------	----------

<b>277</b>	1:30.126	2:04.622
------------	----------	----------

<b>45</b>	1:34.981	2:03.850
-----------	----------	----------

<b>84</b>	1:42.657	2:05.285
-----------	----------	----------

<b>50</b>	1:48.622	2:07.267
-----------	----------	----------

<b>46</b>	1:49.629	2:06.185
-----------	----------	----------

<b>90</b>	1:51.147	2:07.120
-----------	----------	----------

<b>333</b>	2:01.743	2:16.032
------------	----------	----------

<b>833</b>	2:06.772	2:08.282
------------	----------	----------

#### LAP 9 @ 14:33:55.289

NO	BEHIND	LAP TIME
----	--------	----------

<b>48</b>		1:56.168
-----------	--	----------

<b>72</b>	0.060	1:56.174
-----------	-------	----------

<b>40</b>	1.076	1:56.267
-----------	-------	----------

<b>2</b>	5.705	1:56.223
----------	-------	----------

<b>711</b>	5.991	1:56.360
------------	-------	----------

<b>98</b>	7.084	1:56.579
-----------	-------	----------

<b>54</b>	19.306	1:56.659
-----------	--------	----------

<b>173</b>	21.662	1:58.999
------------	--------	----------

<b>188</b>	21.693	1:56.610
------------	--------	----------

<b>17</b>	24.870	1:56.189
-----------	--------	----------

<b>10</b>	28.652	1:58.029
-----------	--------	----------

<b>9</b>	29.994	1:57.906
----------	--------	----------

<b>71</b>	30.354	1:57.930
-----------	--------	----------

<b>88</b>	33.364	2:01.429
-----------	--------	----------

<b>52</b>	37.726	2:00.603
-----------	--------	----------

<b>33</b>	39.528	2:01.045
-----------	--------	----------

<b>32</b>	40.205	1:57.969
-----------	--------	----------

<b>83</b>	41.562	1:58.831
-----------	--------	----------

<b>58</b>	48.262	2:00.346
-----------	--------	----------

<b>76</b>	51.720	1:59.085
-----------	--------	----------

<b>56</b>	52.560	2:04.502
-----------	--------	----------

<b>24</b>	52.883	1:59.377
-----------	--------	----------

<b>35</b>	58.594	2:01.910
-----------	--------	----------

<b>211</b>	59.587	2:01.147
------------	--------	----------

<b>15</b>	59.903	2:02.982
-----------	--------	----------

<b>21</b>	1:05.777	2:01.697
-----------	----------	----------

<b>152</b>	1:07.566	2:01.401
------------	----------	----------

<b>129</b>	1:11.666	2:02.757
------------	----------	----------

<b>277</b>	1:22.655	2:03.493
------------	----------	----------

<b>45</b>	1:28.282	2:04.072
-----------	----------	----------

<b>84</b>	1:34.523	2:04.770
-----------	----------	----------

<b>50</b>	1:38.506	2:05.663
-----------	----------	----------

<b>46</b>	1:40.595	2:06.453
-----------	----------	----------

<b>90</b>	1:41.178	2:07.426
-----------	----------	----------

<b>333</b>	1:42.862	2:11.029
------------	----------	----------

<b>833</b>	1:55.641	2:06.922
------------	----------	----------

#### LAP 10 @ 14:35:52.440

NO	BEHIND	LAP TIME
----	--------	----------

<b>40</b>		1:56.075
-----------	--	----------

<b>48</b>	0.394	1:57.545
-----------	-------	----------

<b>72</b>	0.793	1:57.884
-----------	-------	----------

<b>2</b>	4.846	1:56.292
----------	-------	----------

<b>711</b>	6.488	1:57.648
------------	-------	----------

<b>98</b>	6.828	1:56.895
-----------	-------	----------

<b>54</b>	19.025	1:56.870
-----------	--------	----------

<b>188</b>	21.422	1:56.880
------------	--------	----------

<b>173</b>	21.965	1:57.454
------------	--------	----------

<b>17</b>	23.881	1:56.162
-----------	--------	----------

<b>10</b>	28.437	1:56.936
-----------	--------	----------

<b>71</b>	29.804	1:56.601
-----------	--------	----------

<b>9</b>	30.179	1:57.336
----------	--------	----------

<b>88</b>	36.816	2:00.603
-----------	--------	----------

<b>52</b>	43.246	2:02.671
-----------	--------	----------

<b>33</b>	43.422	2:01.045
-----------	--------	----------

<b>32</b>	44.142	2:01.088
-----------	--------	----------

<b>83</b>	44.261	1:59.850
-----------	--------	----------

<b>58</b>	52.626	2:01.515
-----------	--------	----------

Weather / Track : Cloudy / Dry

# BMCRC - MRO Championships 2021 - Rnd 2 @ Snetterton 300

MRO Powerbikes inc Clubman 1000

## RACE 7 - SECTOR ANALYSIS



SECTOR 1 = FL to I1, SECTOR 2 = I1 to FL, DIFF = Difference To Personal Best Lap, P = Crossed Finish Line in Pit Lane, D = Time Disallowed

P1 40		Aiden PATMORE		BMW S1000RR - TBR performance/NW roofing			
IDEAL LAP TIME : 1:54.998		BEST LAP TIME : 1:55.086		DIFFERENCE : 0.088			
LAP	SECTOR 1	SECTOR 2	LAP TIME	MPH	DIFF	TIME OF DAY	
1 -		38.688	2:01.350	88.07	6.264	14:18:30.027	
2 -	1:16.772	38.500	1:55.272 (2)	92.72	0.186	14:20:25.299	
3 -	1:16.850	38.553	1:55.403 (3)	92.61	0.317	14:22:20.702	
4 -	1:17.120	<b>38.360</b>	1:55.480	92.55	0.394	14:24:16.182	
5 -	<b>1:16.638</b>	38.448	<b>1:55.086 (1)</b>	<b>92.87</b>		<b>14:26:11.268</b>	
6 -	1:17.162	38.588	1:55.750	92.33	0.664	14:28:07.018	
7 -	1:17.766	38.542	1:56.308	91.89	1.222	14:30:03.326	
8 -	1:18.023	38.749	1:56.772	91.52	1.686	14:32:00.098	
9 -	1:17.402	38.865	1:56.267	91.92	1.181	14:33:56.365	
10 -	1:17.023	39.052	1:56.075	92.07	0.989	14:35:52.440	

P2 48		Nicky WILSON		Suzuki GSXR 1000 - Demon GP/Haslemere Motorcycles			
IDEAL LAP TIME : 1:54.691		BEST LAP TIME : 1:54.785		DIFFERENCE : 0.094			
LAP	SECTOR 1	SECTOR 2	LAP TIME	MPH	DIFF	TIME OF DAY	
1 -		38.630	2:01.900	87.67	7.115	14:18:30.577	
2 -	1:17.348	38.439	1:55.787	92.30	1.002	14:20:26.364	
3 -	<b>1:16.386</b>	38.399	<b>1:54.785 (1)</b>	<b>93.11</b>		<b>14:22:21.149</b>	
4 -	1:16.756	38.440	1:55.196 (3)	92.78	0.411	14:24:16.345	
5 -	1:16.868	<b>38.305</b>	1:55.173 (2)	92.80	0.388	14:26:11.518	
6 -	1:17.087	38.673	1:55.760	92.32	0.975	14:28:07.278	
7 -	1:17.243	38.693	1:55.936	92.18	1.151	14:30:03.214	
8 -	1:17.358	38.549	1:55.907	92.21	1.122	14:31:59.121	
9 -	1:17.506	38.662	1:56.168	92.00	1.383	14:33:55.289	
10 -	1:17.856	39.689	1:57.545	90.92	2.760	14:35:52.834	

P3 72		Michael O'BRIEN		Yamaha R1 -			
IDEAL LAP TIME : 1:54.511		BEST LAP TIME : 1:54.611		DIFFERENCE : 0.100			
LAP	SECTOR 1	SECTOR 2	LAP TIME	MPH	DIFF	TIME OF DAY	
1 -		38.467	2:01.364	88.06	6.753	14:18:30.041	
2 -	1:18.197	38.546	1:56.743	91.55	2.132	14:20:26.784	
3 -	1:17.501	38.174	1:55.675	92.39	1.064	14:22:22.459	
4 -	<b>1:16.582</b>	38.029	<b>1:54.611 (1)</b>	<b>93.25</b>		<b>14:24:17.070</b>	
5 -	1:16.702	38.151	1:54.853 (2)	93.05	0.242	14:26:11.923	
6 -	1:16.982	38.498	1:55.480 (3)	92.55	0.869	14:28:07.403	
7 -	1:17.539	38.486	1:56.025	92.11	1.414	14:30:03.428	
8 -	1:17.818	<b>37.929</b>	1:55.747	92.34	1.136	14:31:59.175	
9 -	1:17.602	38.572	1:56.174	92.00	1.563	14:33:55.349	
10 -	1:17.889	39.995	1:57.884	90.66	3.273	14:35:53.233	

P4 2		Peter BAKER		Kawasaki ZX10R - Dodfrey Engineering			
IDEAL LAP TIME : 1:55.397		BEST LAP TIME : 1:55.473		DIFFERENCE : 0.076			
LAP	SECTOR 1	SECTOR 2	LAP TIME	MPH	DIFF	TIME OF DAY	
1 -		39.322	2:03.753	86.36	8.280	14:18:32.430	
2 -	1:17.727	38.909	1:56.636	91.63	1.163	14:20:29.066	
3 -	1:17.158	38.891	1:56.049	92.09	0.576	14:22:25.115	
4 -	1:16.782	<b>38.691</b>	<b>1:55.473 (1)</b>	<b>92.55</b>		<b>14:24:20.588</b>	
5 -	1:17.332	39.045	1:56.377	91.84	0.904	14:26:16.965	
6 -	1:17.210	38.832	1:56.042	92.10	0.569	14:28:13.007	
7 -	1:17.011	38.769	1:55.780 (2)	92.31	0.307	14:30:08.787	
8 -	<b>1:16.706</b>	39.278	1:55.984 (3)	92.15	0.511	14:32:04.771	
9 -	1:17.285	38.938	1:56.223	91.96	0.750	14:34:00.994	
10 -	1:17.072	39.220	1:56.292	91.90	0.819	14:35:57.286	

Weather / Track : Cloudy / Dry

Snetterton 300  
Circuit Length = 2.9689 miles  
Start: 14:16 Flag 14:35 End: 14:38

# BMCRC - MRO Championships 2021 - Rnd 2 @ Snetterton 300

## MRO Powerbikes inc Clubman 1000

### RACE 7 - SECTOR ANALYSIS



SECTOR 1 = FL to I1, SECTOR 2 = I1 to FL, DIFF = Difference To Personal Best Lap, P = Crossed Finish Line in Pit Lane, D = Time Disallowed

<b>P5 711</b>		<b>Ritchie THORNTON</b>		Kawasaki ZX10R - Team 71		
IDEAL LAP TIME : 1:55.377		BEST LAP TIME : 1:55.718		DIFFERENCE : 0.341		
LAP	SECTOR 1	SECTOR 2	LAP TIME	MPH	DIFF	TIME OF DAY
1 -		38.858	2:01.195	88.18	5.477	14:18:29.872
2 -	1:18.173	38.637	1:56.810	91.49	1.092	14:20:26.682
3 -	1:17.605	39.032	1:56.637	91.63	0.919	14:22:23.319
4 -	1:18.001	39.200	1:57.201	91.19	1.483	14:24:20.520
5 -	1:17.822	38.799	1:56.621	91.64	0.903	14:26:17.141
6 -	1:17.444	<b>38.572</b>	1:56.016 (2)	92.12	0.298	14:28:13.157
7 -	1:17.290	38.755	1:56.045 (3)	92.10	0.327	14:30:09.202
8 -	<b>1:16.805</b>	38.913	<b>1:55.718 (1)</b>	<b>92.36</b>		<b>14:32:04.920</b>
9 -	1:17.414	38.946	1:56.360	91.85	0.642	14:34:01.280
10 -	1:18.364	39.284	1:57.648	90.84	1.930	14:35:58.928

<b>P6 98</b>		<b>Rick DICKINSON</b>		BMW S1000RR - MotorcycleRaceParts.co.uk		
IDEAL LAP TIME : 1:55.543		BEST LAP TIME : 1:55.733		DIFFERENCE : 0.190		
LAP	SECTOR 1	SECTOR 2	LAP TIME	MPH	DIFF	TIME OF DAY
1 -		39.467	2:03.153	86.78	7.420	14:18:31.830
2 -	1:18.015	38.983	1:56.998	91.35	1.265	14:20:28.828
3 -	1:17.678	38.998	1:56.676	91.60	0.943	14:22:25.504
4 -	1:17.426	38.622	1:56.048 (3)	92.10	0.315	14:24:21.552
5 -	1:17.467	38.807	1:56.274	91.92	0.541	14:26:17.826
6 -	1:17.721	38.623	1:56.344	91.86	0.611	14:28:14.170
7 -	1:17.329	<b>38.562</b>	1:55.891 (2)	92.22	0.158	14:30:10.061
8 -	<b>1:16.981</b>	38.752	<b>1:55.733 (1)</b>	<b>92.35</b>		<b>14:32:05.794</b>
9 -	1:17.702	38.877	1:56.579	91.68	0.846	14:34:02.373
10 -	1:17.893	39.002	1:56.895	91.43	1.162	14:35:59.268

<b>P7 54</b>		<b>Steve HENEGHAN</b>		Ducati PANIGALE V4S - ReactiveParts.com		
IDEAL LAP TIME : 1:56.399		BEST LAP TIME : 1:56.659		DIFFERENCE : 0.260		
LAP	SECTOR 1	SECTOR 2	LAP TIME	MPH	DIFF	TIME OF DAY
1 -		39.580	2:06.145	84.72	9.486	14:18:34.822
2 -	1:19.808	39.014	1:58.822	89.95	2.163	14:20:33.644
3 -	<b>1:17.637</b>	39.558	1:57.195	91.19	0.536	14:22:30.839
4 -	1:17.857	39.507	1:57.364	91.06	0.705	14:24:28.203
5 -	1:18.645	39.602	1:58.247	90.38	1.588	14:26:26.450
6 -	1:18.172	39.422	1:57.594	90.88	0.935	14:28:24.044
7 -	1:18.152	<b>38.762</b>	1:56.914 (3)	91.41	0.255	14:30:20.958
8 -	1:17.729	39.249	1:56.978	91.36	0.319	14:32:17.936
9 -	1:17.701	38.958	<b>1:56.659 (1)</b>	<b>91.61</b>		<b>14:34:14.595</b>
10 -	1:17.978	38.892	1:56.870 (2)	91.45	0.211	14:36:11.465

<b>P8 188</b>		<b>Jamie TIBBLE</b>		Kawasaki ZX10 - Team Tibble		
IDEAL LAP TIME : 1:56.372		BEST LAP TIME : 1:56.610		DIFFERENCE : 0.238		
LAP	SECTOR 1	SECTOR 2	LAP TIME	MPH	DIFF	TIME OF DAY
1 -		40.405	2:06.031	84.80	9.421	14:18:34.708
2 -	1:19.995	40.080	2:00.075	89.01	3.465	14:20:34.783
3 -	1:18.790	39.867	1:58.657	90.07	2.047	14:22:33.440
4 -	1:18.412	39.813	1:58.225	90.40	1.615	14:24:31.665
5 -	1:18.118	39.709	1:57.827	90.70	1.217	14:26:29.492
6 -	1:18.188	39.307	1:57.495	90.96	0.885	14:28:26.987
7 -	1:17.714	39.007	1:56.721 (3)	91.56	0.111	14:30:23.708
8 -	<b>1:17.575</b>	39.089	1:56.664 (2)	91.61	0.054	14:32:20.372
9 -	1:17.813	<b>38.797</b>	<b>1:56.610 (1)</b>	<b>91.65</b>		<b>14:34:16.982</b>
10 -	1:17.680	39.200	1:56.880	91.44	0.270	14:36:13.862

Weather / Track : Cloudy / Dry

Snetterton 300  
Circuit Length = 2.9689 miles  
Start: 14:16 Flag 14:35 End: 14:38

# BMCRC - MRO Championships 2021 - Rnd 2 @ Snetterton 300

## MRO Powerbikes inc Clubman 1000

### RACE 7 - SECTOR ANALYSIS



SECTOR 1 = FL to I1, SECTOR 2 = I1 to FL, DIFF = Difference To Personal Best Lap, P = Crossed Finish Line in Pit Lane, D = Time Disallowed

<b>P9 173</b>		<b>Stephen DRAPER</b>		Kawasaki ZX10 -		
IDEAL LAP TIME : 1:56.888		BEST LAP TIME : 1:57.122		DIFFERENCE : 0.234		
LAP	SECTOR 1	SECTOR 2	LAP TIME	MPH	DIFF	TIME OF DAY
1 -		39.404	2:03.492	86.54	6.370	14:18:32.169
2 -	1:18.395	39.438	1:57.833	90.70	0.711	14:20:30.002
3 -	1:18.456	39.313	1:57.769 (3)	90.75	0.647	14:22:27.771
4 -	1:18.433	39.359	1:57.792	90.73	0.670	14:24:25.563
5 -	1:17.860	39.262	<b>1:57.122 (1)</b>	<b>91.25</b>		<b>14:26:22.685</b>
6 -	<b>1:17.669</b>	40.256	1:57.925	90.63	0.803	14:28:20.610
7 -	1:18.715	39.840	1:58.555	90.15	1.433	14:30:19.165
8 -	1:18.997	39.790	1:58.787	89.97	1.665	14:32:17.952
9 -	1:19.364	39.635	1:58.999	89.81	1.877	14:34:16.951
10 -	1:18.235	<b>39.219</b>	1:57.454 (2)	90.99	0.332	14:36:14.405

<b>P10 17</b>		<b>Philip BAKER</b>		BMW S1000RR - R & M plant Theo &Debbie		
IDEAL LAP TIME : 1:56.117		BEST LAP TIME : 1:56.162		DIFFERENCE : 0.045		
LAP	SECTOR 1	SECTOR 2	LAP TIME	MPH	DIFF	TIME OF DAY
1 -		39.867	2:07.144	84.06	10.982	14:18:35.821
2 -	1:20.078	39.929	2:00.007	89.06	3.845	14:20:35.828
3 -	1:19.888	39.889	1:59.777	89.23	3.615	14:22:35.605
4 -	1:18.368	38.990	1:57.358	91.07	1.196	14:24:32.963
5 -	1:18.441	39.863	1:58.304	90.34	2.142	14:26:31.267
6 -	1:18.896	39.745	1:58.641	90.08	2.479	14:28:29.908
7 -	1:18.747	38.786	1:57.533	90.93	1.371	14:30:27.441
8 -	1:17.746	38.783	1:56.529 (3)	91.72	0.367	14:32:23.970
9 -	<b>1:17.599</b>	38.590	1:56.189 (2)	91.98	0.027	14:34:20.159
10 -	1:17.644	<b>38.518</b>	<b>1:56.162 (1)</b>	<b>92.01</b>		<b>14:36:16.321</b>

<b>P11 10</b>		<b>Hayden PLATTON</b>		Kawasaki ZX10 - NR Racing		
IDEAL LAP TIME : 1:56.869		BEST LAP TIME : 1:56.936		DIFFERENCE : 0.067		
LAP	SECTOR 1	SECTOR 2	LAP TIME	MPH	DIFF	TIME OF DAY
1 -		40.106	2:06.757	84.31	9.821	14:18:35.434
2 -	1:20.255	39.714	1:59.969	89.09	3.033	14:20:35.403
3 -	1:20.142	39.543	1:59.685	89.30	2.749	14:22:35.088
4 -	1:17.848	39.979	1:57.827 (3)	90.70	0.891	14:24:32.915
5 -	1:18.367	39.943	1:58.310	90.33	1.374	14:26:31.225
6 -	1:19.073	39.918	1:58.991	89.82	2.055	14:28:30.216
7 -	1:18.889	39.629	1:58.518	90.18	1.582	14:30:28.734
8 -	<b>1:17.766</b>	39.412	1:57.178 (2)	91.21	0.242	14:32:25.912
9 -	1:18.673	39.356	1:58.029	90.55	1.093	14:34:23.941
10 -	1:17.833	<b>39.103</b>	<b>1:56.936 (1)</b>	<b>91.40</b>		<b>14:36:20.877</b>

<b>P12 71</b>		<b>Tom NORTON</b>		Kawasaki ZX10 -		
IDEAL LAP TIME : 1:56.601		BEST LAP TIME : 1:56.601		DIFFERENCE : 0.000		
LAP	SECTOR 1	SECTOR 2	LAP TIME	MPH	DIFF	TIME OF DAY
1 -		39.937	2:06.954	84.18	10.353	14:18:35.631
2 -	1:19.758	39.719	1:59.477	89.45	2.876	14:20:35.108
3 -	1:19.722	39.526	1:59.248	89.62	2.647	14:22:34.356
4 -	1:18.186	39.643	1:57.829 (2)	90.70	1.228	14:24:32.185
5 -	1:18.897	39.817	1:58.714	90.03	2.113	14:26:30.899
6 -	1:19.039	39.798	1:58.837	89.93	2.236	14:28:29.736
7 -	1:19.854	39.620	1:59.474	89.45	2.873	14:30:29.210
8 -	1:18.991	39.512	1:58.503	90.19	1.902	14:32:27.713
9 -	1:18.743	39.187	1:57.930 (3)	90.63	1.329	14:34:25.643
10 -	<b>1:17.625</b>	<b>38.976</b>	<b>1:56.601 (1)</b>	<b>91.66</b>		<b>14:36:22.244</b>

Weather / Track : Cloudy / Dry

Snetterton 300  
Circuit Length = 2.9689 miles  
Start: 14:16 Flag 14:35 End: 14:38

# BMCRC - MRO Championships 2021 - Rnd 2 @ Snetterton 300

## MRO Powerbikes inc Clubman 1000

### RACE 7 - SECTOR ANALYSIS



SECTOR 1 = FL to I1, SECTOR 2 = I1 to FL, DIFF = Difference To Personal Best Lap, P = Crossed Finish Line in Pit Lane, D = Time Disallowed

P13		9 C		Luke DIXON		BMW S1000RR -	
IDEAL LAP TIME : 1:57.088		BEST LAP TIME : 1:57.336		DIFFERENCE : 0.248			
LAP	SECTOR 1	SECTOR 2	LAP TIME	MPH	DIFF	TIME OF DAY	
1 -		40.952	2:09.673	82.42	12.337	14:18:38.350	
2 -	1:20.523	40.226	2:00.749	88.51	3.413	14:20:39.099	
3 -	1:19.019	39.083	1:58.102	90.49	0.766	14:22:37.201	
4 -	1:18.624	<b>38.856</b>	1:57.480 (3)	90.97	0.144	14:24:34.681	
5 -	1:18.672	39.775	1:58.447	90.23	1.111	14:26:33.128	
6 -	1:18.381	38.957	1:57.338 (2)	91.08	0.002	14:28:30.466	
7 -	1:18.738	39.864	1:58.602	90.11	1.266	14:30:29.068	
8 -	1:18.603	39.706	1:58.309	90.34	0.973	14:32:27.377	
9 -	1:19.036	38.870	1:57.906	90.64	0.570	14:34:25.283	
10 -	<b>1:18.232</b>	39.104	<b>1:57.336 (1)</b>	<b>91.08</b>		<b>14:36:22.619</b>	

P14		88 C		Scott HALLIDAY		Suzuki GSXR 1000 - Performance fitness gym	
IDEAL LAP TIME : 1:57.720		BEST LAP TIME : 1:57.720		DIFFERENCE : 0.000			
LAP	SECTOR 1	SECTOR 2	LAP TIME	MPH	DIFF	TIME OF DAY	
1 -		40.273	2:06.152	84.72	8.432	14:18:34.829	
2 -	1:20.213	40.113	2:00.326	88.82	2.606	14:20:35.155	
3 -	1:18.696	39.885	1:58.581 (2)	90.13	0.861	14:22:33.736	
4 -	<b>1:18.241</b>	<b>39.479</b>	<b>1:57.720 (1)</b>	<b>90.79</b>		<b>14:24:31.456</b>	
5 -	1:19.528	39.620	1:59.148	89.70	1.428	14:26:30.604	
6 -	1:19.243	39.854	1:59.097	89.74	1.377	14:28:29.701	
7 -	1:19.052	39.871	1:58.923	89.87	1.203	14:30:28.624	
8 -	1:18.683	39.917	1:58.600 (3)	90.11	0.880	14:32:27.224	
9 -	1:21.217	40.212	2:01.429	88.01	3.709	14:34:28.653	
10 -	1:19.931	40.672	2:00.603	88.62	2.883	14:36:29.256	

P15		52		Ben COTGROVE		Yamaha R1M - MFR	
IDEAL LAP TIME : 1:58.448		BEST LAP TIME : 1:58.676		DIFFERENCE : 0.228			
LAP	SECTOR 1	SECTOR 2	LAP TIME	MPH	DIFF	TIME OF DAY	
1 -		40.222	2:06.928	84.20	8.252	14:18:35.605	
2 -	1:19.898	40.031	1:59.929	89.12	1.253	14:20:35.534	
3 -	1:20.051	39.894	1:59.945	89.10	1.269	14:22:35.479	
4 -	<b>1:18.622</b>	40.054	<b>1:58.676 (1)</b>	<b>90.06</b>		<b>14:24:34.155</b>	
5 -	1:19.134	40.156	1:59.290 (3)	89.59	0.614	14:26:33.445	
6 -	1:18.959	<b>39.826</b>	1:58.785 (2)	89.97	0.109	14:28:32.230	
7 -	1:19.815	40.145	1:59.960	89.09	1.284	14:30:32.190	
8 -	1:19.896	40.326	2:00.222	88.90	1.546	14:32:32.412	
9 -	1:20.152	40.451	2:00.603	88.62	1.927	14:34:33.015	
10 -	1:21.739	40.932	2:02.671	87.12	3.995	14:36:35.686	

P16		33		Michael NEEVES		BMW S1000RR - Prime Factors Racing	
IDEAL LAP TIME : 1:58.322		BEST LAP TIME : 1:58.500		DIFFERENCE : 0.178			
LAP	SECTOR 1	SECTOR 2	LAP TIME	MPH	DIFF	TIME OF DAY	
1 -		39.398	2:07.453	83.85	8.953	14:18:36.130	
2 -	1:19.936	39.974	1:59.910	89.13	1.410	14:20:36.040	
3 -	1:19.810	39.878	1:59.688	89.29	1.188	14:22:35.728	
4 -	<b>1:18.949</b>	39.551	<b>1:58.500 (1)</b>	<b>90.19</b>		<b>14:24:34.228</b>	
5 -	1:20.694	39.436	2:00.130	88.97	1.630	14:26:34.358	
6 -	1:19.949	<b>39.373</b>	1:59.322 (2)	89.57	0.822	14:28:33.680	
7 -	1:19.824	39.730	1:59.554 (3)	89.39	1.054	14:30:33.234	
8 -	1:20.265	40.273	2:00.538	88.66	2.038	14:32:33.772	
9 -	1:20.917	40.128	2:01.045	88.29	2.545	14:34:34.817	
10 -	1:20.263	40.782	2:01.045	88.29	2.545	14:36:35.862	

Weather / Track : Cloudy / Dry

Snetterton 300  
Circuit Length = 2.9689 miles  
Start: 14:16 Flag 14:35 End: 14:38

# BMCRC - MRO Championships 2021 - Rnd 2 @ Snetterton 300

## MRO Powerbikes inc Clubman 1000

### RACE 7 - SECTOR ANALYSIS



SECTOR 1 = FL to I1, SECTOR 2 = I1 to FL, DIFF = Difference To Personal Best Lap, P = Crossed Finish Line in Pit Lane, D = Time Disallowed

<b>P17 32</b>		<b>Martin MORRIS</b>		BMW S1000RR - Morris Racing, Obsession Engineering			
IDEAL LAP TIME : 1:57.653		BEST LAP TIME : 1:57.854		DIFFERENCE : 0.201			
LAP	SECTOR 1	SECTOR 2	LAP TIME	MPH	DIFF	TIME OF DAY	
1 -		40.458	2:10.545	81.87	12.691	14:18:39.222	
2 -	1:20.935	39.690	2:00.625	88.60	2.771	14:20:39.847	
3 -	1:21.615	40.029	2:01.644	87.86	3.790	14:22:41.491	
4 -	1:20.495	39.388	1:59.883	89.15	2.029	14:24:41.374	
5 -	1:18.980	<b>39.188</b>	1:58.168 (3)	90.44	0.314	14:26:39.542	
6 -	1:19.015	40.507	1:59.522	89.42	1.668	14:28:39.064	
7 -	1:19.811	40.796	2:00.607	88.61	2.753	14:30:39.671	
<b>8 -</b>	<b>1:18.465</b>	39.389	<b>1:57.854 (1)</b>	<b>90.68</b>		<b>14:32:37.525</b>	
9 -	1:18.763	39.206	1:57.969 (2)	90.60	0.115	14:34:35.494	
10 -	1:19.907	41.181	2:01.088	88.26	3.234	14:36:36.582	

<b>P18 83 C</b>		<b>Jason SIGGS</b>		Yamaha R1 - J Siggs Construction			
IDEAL LAP TIME : 1:58.720		BEST LAP TIME : 1:58.831		DIFFERENCE : 0.111			
LAP	SECTOR 1	SECTOR 2	LAP TIME	MPH	DIFF	TIME OF DAY	
1 -		40.492	2:09.296	82.66	10.465	14:18:37.973	
2 -	1:21.374	40.223	2:01.597	87.89	2.766	14:20:39.570	
3 -	1:20.508	39.959	2:00.467	88.72	1.636	14:22:40.037	
4 -	1:19.731	39.914	1:59.645	89.33	0.814	14:24:39.682	
5 -	1:19.629	39.955	1:59.584 (3)	89.37	0.753	14:26:39.266	
6 -	1:19.251	40.500	1:59.751	89.25	0.920	14:28:39.017	
7 -	1:19.829	40.288	2:00.117	88.98	1.286	14:30:39.134	
8 -	1:19.028	<b>39.858</b>	1:58.886 (2)	89.90	0.055	14:32:38.020	
<b>9 -</b>	<b>1:18.862</b>	39.969	<b>1:58.831 (1)</b>	<b>89.94</b>		<b>14:34:36.851</b>	
10 -	1:19.342	40.508	1:59.850	89.17	1.019	14:36:36.701	

<b>P19 58 C</b>		<b>Kenny FRETWELL</b>		Suzuki GSXR 1000 -			
IDEAL LAP TIME : 1:59.561		BEST LAP TIME : 1:59.783		DIFFERENCE : 0.222			
LAP	SECTOR 1	SECTOR 2	LAP TIME	MPH	DIFF	TIME OF DAY	
1 -		40.561	2:11.432	81.31	11.649	14:18:40.109	
2 -	1:20.973	40.147	2:01.120	88.24	1.337	14:20:41.229	
3 -	1:20.949	40.071	2:01.020	88.31	1.237	14:22:42.249	
4 -	1:20.443	40.872	2:01.315	88.10	1.532	14:24:43.564	
5 -	1:20.242	<b>39.891</b>	2:00.133	88.96	0.350	14:26:43.697	
<b>6 -</b>	<b>1:19.670</b>	40.113	<b>1:59.783 (1)</b>	<b>89.22</b>		<b>14:28:43.480</b>	
7 -	1:19.995	39.914	1:59.909 (3)	89.13	0.126	14:30:43.389	
8 -	1:19.787	40.029	1:59.816 (2)	89.20	0.033	14:32:43.205	
9 -	1:20.205	40.141	2:00.346	88.81	0.563	14:34:43.551	
10 -	1:20.948	40.567	2:01.515	87.95	1.732	14:36:45.066	

<b>P20 76</b>		<b>Jason BYARD</b>		Yamaha R1 - May Construction			
IDEAL LAP TIME : 1:58.558		BEST LAP TIME : 1:58.885		DIFFERENCE : 0.327			
LAP	SECTOR 1	SECTOR 2	LAP TIME	MPH	DIFF	TIME OF DAY	
1 -		40.332	2:10.826	81.69	11.941	14:18:39.503	
2 -	1:21.030	40.147	2:01.177	88.20	2.292	14:20:40.680	
3 -	1:21.187	40.244	2:01.431	88.01	2.546	14:22:42.111	
4 -	1:21.440	40.570	2:02.010	87.60	3.125	14:24:44.121	
5 -	1:22.345	40.214	2:02.559	87.20	3.674	14:26:46.680	
6 -	1:20.550	40.598	2:01.148	88.22	2.263	14:28:47.828	
7 -	1:21.233	<b>39.335</b>	2:00.568	88.64	1.683	14:30:48.396	
8 -	1:19.833	39.695	1:59.528 (3)	89.41	0.643	14:32:47.924	
9 -	<b>1:19.223</b>	39.862	1:59.085 (2)	89.75	0.200	14:34:47.009	
<b>10 -</b>	<b>1:19.525</b>	39.360	<b>1:58.885 (1)</b>	<b>89.90</b>		<b>14:36:45.894</b>	

Weather / Track : Cloudy / Dry

Snetterton 300  
Circuit Length = 2.9689 miles  
Start: 14:16 Flag 14:35 End: 14:38

# BMCRC - MRO Championships 2021 - Rnd 2 @ Snetterton 300

MRO Powerbikes inc Clubman 1000

## RACE 7 - SECTOR ANALYSIS



SECTOR 1 = FL to I1, SECTOR 2 = I1 to FL, DIFF = Difference To Personal Best Lap, P = Crossed Finish Line in Pit Lane, D = Time Disallowed

P21 24		Alan SMITH		Kawasaki ZX10R - Orwells Mcs		
IDEAL LAP TIME : 1:59.377		BEST LAP TIME : 1:59.377		DIFFERENCE : 0.000		
LAP	SECTOR 1	SECTOR 2	LAP TIME	MPH	DIFF	TIME OF DAY
1 -		40.753	2:11.310	81.39	11.933	14:18:39.987
2 -	1:21.332	40.807	2:02.139	87.50	2.762	14:20:42.126
3 -	1:20.284	40.162	2:00.446 (2)	88.73	1.069	14:22:42.572
4 -	1:21.299	40.531	2:01.830	87.72	2.453	14:24:44.402
5 -	1:20.335	40.619	2:00.954 (3)	88.36	1.577	14:26:45.356
6 -	1:20.502	40.634	2:01.136	88.23	1.759	14:28:46.492
7 -	1:20.721	40.456	2:01.177	88.20	1.800	14:30:47.669
8 -	1:20.655	40.471	2:01.126	88.23	1.749	14:32:48.795
9 -	<b>1:19.828</b>	<b>39.549</b>	<b>1:59.377 (1)</b>	<b>89.53</b>		<b>14:34:48.172</b>
10 -	1:21.313	40.555	2:01.868	87.70	2.491	14:36:50.040

P22 56		Mike SMITH		Kawasaki ZX10R - Smiffs Garage		
IDEAL LAP TIME : 1:58.823		BEST LAP TIME : 1:59.033		DIFFERENCE : 0.210		
LAP	SECTOR 1	SECTOR 2	LAP TIME	MPH	DIFF	TIME OF DAY
1 -		40.423	2:09.535	82.51	10.502	14:18:38.212
2 -	1:21.987	40.140	2:02.127	87.51	3.094	14:20:40.339
3 -	1:20.010	<b>39.722</b>	1:59.732 (3)	89.26	0.699	14:22:40.071
4 -	1:19.185	39.848	<b>1:59.033 (1)</b>	<b>89.79</b>		<b>14:24:39.104</b>
5 -	<b>1:19.101</b>	40.050	1:59.151 (2)	89.70	0.118	14:26:38.255
6 -	1:20.039	40.443	2:00.482	88.71	1.449	14:28:38.737
7 -	1:19.990	41.055	2:01.045	88.29	2.012	14:30:39.782
8 -	1:21.824	41.741	2:03.565	86.49	4.532	14:32:43.347
9 -	1:22.670	41.832	2:04.502	85.84	5.469	14:34:47.849
10 -	1:22.949	41.956	2:04.905	85.56	5.872	14:36:52.754

P23 211 C		Nick WHITCHER		Kawasaki ZX10R -		
IDEAL LAP TIME : 2:00.316		BEST LAP TIME : 2:00.605		DIFFERENCE : 0.289		
LAP	SECTOR 1	SECTOR 2	LAP TIME	MPH	DIFF	TIME OF DAY
1 -		42.254	2:14.521	79.45	13.916	14:18:43.198
2 -	1:21.746	41.062	2:02.808	87.03	2.203	14:20:46.006
3 -	1:21.688	40.974	2:02.662	87.13	2.057	14:22:48.668
4 -	1:20.379	<b>40.226</b>	<b>2:00.605 (1)</b>	<b>88.62</b>		<b>14:24:49.273</b>
5 -	1:20.895	40.725	2:01.620	87.88	1.015	14:26:50.893
6 -	1:20.835	40.479	2:01.314	88.10	0.709	14:28:52.207
7 -	1:20.523	40.386	2:00.909 (3)	88.39	0.304	14:30:53.116
8 -	<b>1:20.090</b>	40.523	2:00.613 (2)	88.61	0.008	14:32:53.729
9 -	1:20.564	40.583	2:01.147	88.22	0.542	14:34:54.876
10 -	1:20.432	40.670	2:01.102	88.25	0.497	14:36:55.978

P24 35 C		Robert CRESSWELL		Kawasaki ZX10R - ODDJOBROB Racing		
IDEAL LAP TIME : 2:01.226		BEST LAP TIME : 2:01.359		DIFFERENCE : 0.133		
LAP	SECTOR 1	SECTOR 2	LAP TIME	MPH	DIFF	TIME OF DAY
1 -		<b>40.437</b>	2:08.755	83.01	7.396	14:18:37.432
2 -	<b>1:20.789</b>	41.124	2:01.913 (3)	87.66	0.554	14:20:39.345
3 -	1:21.267	40.698	2:01.965	87.63	0.606	14:22:41.310
4 -	1:20.907	40.452	<b>2:01.359 (1)</b>	<b>88.06</b>		<b>14:24:42.669</b>
5 -	1:21.224	41.043	2:02.267	87.41	0.908	14:26:44.936
6 -	1:21.356	41.191	2:02.547	87.21	1.188	14:28:47.483
7 -	1:21.628	40.933	2:02.561	87.20	1.202	14:30:50.044
8 -	1:21.265	40.664	2:01.929	87.65	0.570	14:32:51.973
9 -	1:21.305	40.605	2:01.910 (2)	87.67	0.551	14:34:53.883
10 -	1:21.378	40.823	2:02.201	87.46	0.842	14:36:56.084

Weather / Track : Cloudy / Dry

Snetterton 300  
Circuit Length = 2.9689 miles  
Start: 14:16 Flag 14:35 End: 14:38

# BMCRC - MRO Championships 2021 - Rnd 2 @ Snetterton 300

MRO Powerbikes inc Clubman 1000

## RACE 7 - SECTOR ANALYSIS



SECTOR 1 = FL to I1, SECTOR 2 = I1 to FL, DIFF = Difference To Personal Best Lap, P = Crossed Finish Line in Pit Lane, D = Time Disallowed

P25 15 C		Mariusz SIEMIENIUK-JUZWIUK		BMW S 1000 RR - BELMONT AUTO SERVICE		
IDEAL LAP TIME : 2:00.970		BEST LAP TIME : 2:00.970		DIFFERENCE : 0.000		
LAP	SECTOR 1	SECTOR 2	LAP TIME	MPH	DIFF	TIME OF DAY
1 -		40.626	2:10.030	82.19	9.060	14:18:38.707
<b>2 -</b>	<b>1:20.769</b>	<b>40.201</b>	<b>2:00.970 (1)</b>	<b>88.35</b>		<b>14:20:39.677</b>
3 -	1:21.271	40.523	2:01.794 (3)	87.75	0.824	14:22:41.471
4 -	1:21.105	40.878	2:01.983	87.61	1.013	14:24:43.454
5 -	1:21.071	40.582	2:01.653 (2)	87.85	0.683	14:26:45.107
6 -	1:21.419	41.010	2:02.429	87.30	1.459	14:28:47.536
7 -	1:21.569	41.063	2:02.632	87.15	1.662	14:30:50.168
8 -	1:21.233	40.809	2:02.042	87.57	1.072	14:32:52.210
9 -	1:21.333	41.649	2:02.982	86.90	2.012	14:34:55.192
10 -	1:21.120	40.736	2:01.856	87.71	0.886	14:36:57.048

P26 21		Jack CROUCHER		BMW S1000RR - Trendy lofts		
IDEAL LAP TIME : 2:00.720		BEST LAP TIME : 2:00.720		DIFFERENCE : 0.000		
LAP	SECTOR 1	SECTOR 2	LAP TIME	MPH	DIFF	TIME OF DAY
1 -		41.644	2:13.599	80.00	12.879	14:18:42.276
2 -	1:21.872	41.225	2:03.097	86.82	2.377	14:20:45.373
3 -	1:21.917	41.445	2:03.362	86.63	2.642	14:22:48.735
4 -	1:21.506	40.671	2:02.177	87.48	1.457	14:24:50.912
5 -	1:21.539	41.025	2:02.564	87.20	1.844	14:26:53.476
6 -	1:21.439	41.063	2:02.502	87.24	1.782	14:28:55.978
7 -	1:21.056	40.422	2:01.478 (2)	87.98	0.758	14:30:57.456
8 -	1:20.731	41.182	2:01.913	87.66	1.193	14:32:59.369
9 -	1:21.015	40.682	2:01.697 (3)	87.82	0.977	14:35:01.066
<b>10 -</b>	<b>1:20.330</b>	<b>40.390</b>	<b>2:00.720 (1)</b>	<b>88.53</b>		<b>14:37:01.786</b>

P27 152 C		Barry MANTELL		Kawaskai ZX10R - Swedish car connection		
IDEAL LAP TIME : 2:00.885		BEST LAP TIME : 2:01.401		DIFFERENCE : 0.516		
LAP	SECTOR 1	SECTOR 2	LAP TIME	MPH	DIFF	TIME OF DAY
1 -		42.313	2:14.672	79.36	13.271	14:18:43.349
2 -	1:24.368	41.842	2:06.210	84.68	4.809	14:20:49.559
3 -	1:21.422	40.909	2:02.331	87.37	0.930	14:22:51.890
4 -	<b>1:20.478</b>	41.442	2:01.920	87.66	0.519	14:24:53.810
5 -	1:21.218	40.587	2:01.805 (3)	87.74	0.404	14:26:55.615
6 -	1:21.420	41.089	2:02.509	87.24	1.108	14:28:58.124
7 -	1:20.813	40.617	2:01.430 (2)	88.01	0.029	14:30:59.554
8 -	1:21.311	40.589	2:01.900	87.67	0.499	14:33:01.454
<b>9 -</b>	1:20.994	<b>40.407</b>	<b>2:01.401 (1)</b>	<b>88.03</b>		<b>14:35:02.855</b>
10 -	1:21.984	40.854	2:02.838	87.00	1.437	14:37:05.693

P28 129 C		Cecil DINSMORE		Suzuki GSXR 1000 - KnC Motorsport		
IDEAL LAP TIME : 2:01.277		BEST LAP TIME : 2:01.764		DIFFERENCE : 0.487		
LAP	SECTOR 1	SECTOR 2	LAP TIME	MPH	DIFF	TIME OF DAY
1 -		42.350	2:14.044	79.73	12.280	14:18:42.721
2 -	1:21.758	41.258	2:03.016	86.88	1.252	14:20:45.737
3 -	1:22.200	42.114	2:04.314	85.97	2.550	14:22:50.051
4 -	1:22.281	41.269	2:03.550	86.50	1.786	14:24:53.601
<b>5 -</b>	1:21.347	<b>40.417</b>	<b>2:01.764 (1)</b>	<b>87.77</b>		<b>14:26:55.365</b>
6 -	1:21.605	41.140	2:02.745 (3)	87.07	0.981	14:28:58.110
7 -	1:23.018	41.217	2:04.235	86.03	2.471	14:31:02.345
8 -	1:20.957	40.896	2:01.853 (2)	87.71	0.089	14:33:04.198
9 -	<b>1:20.860</b>	41.897	2:02.757	87.06	0.993	14:35:06.955
10 -	1:23.347	41.845	2:05.192	85.37	3.428	14:37:12.147

Weather / Track : Cloudy / Dry

Snetterton 300  
Circuit Length = 2.9689 miles  
Start: 14:16 Flag 14:35 End: 14:38



# BMCRC - MRO Championships 2021 - Rnd 2 @ Snetterton 300

MRO Powerbikes inc Clubman 1000

## RACE 7 - SECTOR ANALYSIS



SECTOR 1 = FL to I1, SECTOR 2 = I1 to FL, DIFF = Difference To Personal Best Lap, P = Crossed Finish Line in Pit Lane, D = Time Disallowed

<b>P29 277 C</b>		<b>Adrian AVERRE</b>		Yamaha R1 - Ryders Alley Racing			
IDEAL LAP TIME : 2:02.958		BEST LAP TIME : 2:03.387		DIFFERENCE : 0.429			
LAP	SECTOR 1	SECTOR 2	LAP TIME	MPH	DIFF	TIME OF DAY	
1 -		42.002	2:15.047	79.14	11.660	14:18:43.724	
2 -	1:22.821	42.543	2:05.364	85.25	1.977	14:20:49.088	
3 -	1:22.552	42.013	2:04.565	85.80	1.178	14:22:53.653	
4 -	1:23.774	42.264	2:06.038	84.80	2.651	14:24:59.691	
5 -	1:22.356	42.134	2:04.490	85.85	1.103	14:27:04.181	
6 -	1:21.901	41.486	<b>2:03.387 (1)</b>	<b>86.62</b>		<b>14:29:07.568</b>	
7 -	1:22.085	41.387	2:03.472 (3)	86.56	0.085	14:31:11.040	
8 -	<b>1:21.584</b>	41.827	2:03.411 (2)	86.60	0.024	14:33:14.451	
9 -	1:22.119	<b>41.374</b>	2:03.493	86.54	0.106	14:35:17.944	
10 -	1:22.633	41.989	2:04.622	85.76	1.235	14:37:22.566	

<b>P30 45 C</b>		<b>Tom STEVENS</b>		Ducati 959 -			
IDEAL LAP TIME : 2:03.183		BEST LAP TIME : 2:03.451		DIFFERENCE : 0.268			
LAP	SECTOR 1	SECTOR 2	LAP TIME	MPH	DIFF	TIME OF DAY	
1 -		42.490	2:18.524	77.15	15.073	14:18:47.201	
2 -	1:23.705	41.916	2:05.621	85.08	2.170	14:20:52.822	
3 -	1:23.528	41.803	2:05.331	85.27	1.880	14:22:58.153	
4 -	<b>1:21.972</b>	41.795	2:03.767 (2)	86.35	0.316	14:25:01.920	
5 -	1:22.240	<b>41.211</b>	<b>2:03.451 (1)</b>	<b>86.57</b>		<b>14:27:05.371</b>	
6 -	1:22.536	42.211	2:04.747	85.67	1.296	14:29:10.118	
7 -	1:23.461	41.743	2:05.204	85.36	1.753	14:31:15.322	
8 -	1:22.351	41.826	2:04.177	86.07	0.726	14:33:19.499	
9 -	1:22.074	41.998	2:04.072	86.14	0.621	14:35:23.571	
10 -	1:22.204	41.646	2:03.850 (3)	86.29	0.399	14:37:27.421	

<b>P31 84 C</b>		<b>Tunc GUNERGUN</b>		Aprilia RSV4 RF - 1 - BIKERSWORLD			
IDEAL LAP TIME : 2:03.929		BEST LAP TIME : 2:03.957		DIFFERENCE : 0.028			
LAP	SECTOR 1	SECTOR 2	LAP TIME	MPH	DIFF	TIME OF DAY	
1 -		42.119	2:17.066	77.97	13.109	14:18:45.743	
2 -	1:24.322	41.580	2:05.902	84.89	1.945	14:20:51.645	
3 -	1:24.227	41.925	2:06.152	84.72	2.195	14:22:57.797	
4 -	1:23.982	42.098	2:06.080	84.77	2.123	14:25:03.877	
5 -	1:24.136	42.023	2:06.159	84.71	2.202	14:27:10.036	
6 -	1:24.119	41.890	2:06.009	84.81	2.052	14:29:16.045	
7 -	1:23.645	<b>41.395</b>	2:05.040 (3)	85.47	1.083	14:31:21.085	
8 -	<b>1:22.534</b>	41.423	<b>2:03.957 (1)</b>	<b>86.22</b>		<b>14:33:25.042</b>	
9 -	1:23.050	41.720	2:04.770 (2)	85.66	0.813	14:35:29.812	
10 -	1:23.521	41.764	2:05.285	85.31	1.328	14:37:35.097	

<b>P32 50 C</b>		<b>Dan WELFORD</b>		Suzuki GSXR 1000 - SEG Sussex Electric Gates/			
IDEAL LAP TIME : 2:03.804		BEST LAP TIME : 2:04.438		DIFFERENCE : 0.634			
LAP	SECTOR 1	SECTOR 2	LAP TIME	MPH	DIFF	TIME OF DAY	
1 -		<b>41.495</b>	2:14.449	79.49	10.011	14:18:43.126	
2 -	1:23.363	41.939	2:05.302	85.29	0.864	14:20:48.428	
3 -	1:22.443	41.995	<b>2:04.438 (1)</b>	<b>85.89</b>		<b>14:22:52.866</b>	
4 -	1:23.256	41.566	2:04.822 (2)	85.62	0.384	14:24:57.688	
5 -	1:23.701	42.528	2:06.229	84.67	1.791	14:27:03.917	
6 -	1:22.953	42.389	2:05.342	85.27	0.904	14:29:09.259	
7 -	1:30.338	43.455	2:13.793	79.88	9.355	14:31:23.052	
8 -	<b>1:22.309</b>	42.771	2:05.080 (3)	85.44	0.642	14:33:28.132	
9 -	1:22.793	42.870	2:05.663	85.05	1.225	14:35:33.795	
10 -	1:23.757	43.510	2:07.267	83.98	2.829	14:37:41.062	

Weather / Track : Cloudy / Dry

Snetterton 300  
Circuit Length = 2.9689 miles  
Start: 14:16 Flag 14:35 End: 14:38

# BMCRC - MRO Championships 2021 - Rnd 2 @ Snetterton 300

## MRO Powerbikes inc Clubman 1000

### RACE 7 - SECTOR ANALYSIS



SECTOR 1 = FL to I1, SECTOR 2 = I1 to FL, DIFF = Difference To Personal Best Lap, P = Crossed Finish Line in Pit Lane, D = Time Disallowed

<b>P33 46 C</b>		<b>Simon GATES</b>		Kawasaki ZX10R - Team Kawafati			
IDEAL LAP TIME : 2:05.227		BEST LAP TIME : 2:05.600		DIFFERENCE : 0.373			
LAP	SECTOR 1	SECTOR 2	LAP TIME	MPH	DIFF	TIME OF DAY	
1 -		42.476	2:17.892	77.51	12.292	14:18:46.569	
2 -	1:23.914	<b>41.946</b>	2:05.860 (3)	84.92	0.260	14:20:52.429	
3 -	1:23.784	42.363	2:06.147	84.72	0.547	14:22:58.576	
4 -	1:24.256	42.163	2:06.419	84.54	0.819	14:25:04.995	
5 -	1:24.386	42.178	2:06.564	84.44	0.964	14:27:11.559	
6 -	1:23.644	41.965	2:05.609 (2)	85.09	0.009	14:29:17.168	
7 -	1:24.020	42.643	2:06.663	84.38	1.063	14:31:23.831	
<b>8 -</b>	<b>1:23.281</b>	42.319	<b>2:05.600 (1)</b>	<b>85.09</b>		<b>14:33:29.431</b>	
9 -	1:23.906	42.547	2:06.453	84.52	0.853	14:35:35.884	
10 -	1:23.736	42.449	2:06.185	84.70	0.585	14:37:42.069	

<b>P34 90 C</b>		<b>Edward WATSON</b>		Suzuki GSXR 1000 - TEA Time Racing			
IDEAL LAP TIME : 2:05.028		BEST LAP TIME : 2:05.483		DIFFERENCE : 0.455			
LAP	SECTOR 1	SECTOR 2	LAP TIME	MPH	DIFF	TIME OF DAY	
1 -		42.203	2:16.692	78.19	11.209	14:18:45.369	
2 -	1:23.749	<b>41.780</b>	2:05.529 (2)	85.14	0.046	14:20:50.898	
3 -	1:23.548	42.105	2:05.653 (3)	85.06	0.170	14:22:56.551	
4 -	1:23.253	42.761	2:06.014	84.81	0.531	14:25:02.565	
5 -	1:24.220	42.714	2:06.934	84.20	1.451	14:27:09.499	
6 -	1:24.323	42.057	2:06.380	84.57	0.897	14:29:15.879	
7 -	1:24.309	43.370	2:07.679	83.71	2.196	14:31:23.558	
<b>8 -</b>	<b>1:23.248</b>	42.235	<b>2:05.483 (1)</b>	<b>85.17</b>		<b>14:33:29.041</b>	
9 -	1:24.965	42.461	2:07.426	83.87	1.943	14:35:36.467	
10 -	1:24.721	42.399	2:07.120	84.07	1.637	14:37:43.587	

<b>P35 333</b>		<b>Andrew HOUGHTON</b>		Ducati 959 -			
IDEAL LAP TIME : 2:03.967		BEST LAP TIME : 2:03.987		DIFFERENCE : 0.020			
LAP	SECTOR 1	SECTOR 2	LAP TIME	MPH	DIFF	TIME OF DAY	
1 -		42.196	2:15.503	78.87	11.516	14:18:44.180	
2 -	1:23.324	42.122	2:05.446	85.20	1.459	14:20:49.626	
3 -	1:23.059	41.319	2:04.378 (2)	85.93	0.391	14:22:54.004	
<b>4 -</b>	<b>1:22.726</b>	<b>41.261</b>	<b>2:03.987 (1)</b>	<b>86.20</b>		<b>14:24:57.991</b>	
5 -	1:24.195	42.365	2:06.560	84.45	2.573	14:27:04.551	
6 -	<b>1:22.706</b>	42.398	2:05.104 (3)	85.43	1.117	14:29:09.655	
7 -	1:28.054	42.098	2:10.152	82.11	6.165	14:31:19.807	
8 -	1:25.208	42.107	2:07.315	83.94	3.328	14:33:27.122	
9 -	1:24.486	46.543	2:11.029	81.57	7.042	14:35:38.151	
10 -	1:30.081	45.951	2:16.032	78.57	12.045	14:37:54.183	

<b>P36 833</b>		<b>Talan SKEELS-PIGGINS</b>		Yamaha R1 - Talan Racing			
IDEAL LAP TIME : 2:06.526		BEST LAP TIME : 2:06.922		DIFFERENCE : 0.396			
LAP	SECTOR 1	SECTOR 2	LAP TIME	MPH	DIFF	TIME OF DAY	
1 -		43.110	2:19.328	76.71	12.406	14:18:48.005	
2 -	1:25.347	42.872	2:08.219	83.35	1.297	14:20:56.224	
3 -	1:25.275	43.085	2:08.360	83.26	1.438	14:23:04.584	
4 -	1:24.679	43.154	2:07.833 (3)	83.60	0.911	14:25:12.417	
5 -	1:25.284	43.046	2:08.330	83.28	1.408	14:27:20.747	
6 -	1:25.056	43.245	2:08.301	83.30	1.379	14:29:29.048	
7 -	<b>1:24.488</b>	42.518	2:07.006 (2)	84.15	0.084	14:31:36.054	
8 -	1:25.225	42.729	2:07.954	83.53	1.032	14:33:44.008	
<b>9 -</b>	<b>1:24.884</b>	<b>42.038</b>	<b>2:06.922 (1)</b>	<b>84.20</b>		<b>14:35:50.930</b>	
10 -	1:25.039	43.243	2:08.282	83.31	1.360	14:37:59.212	

Weather / Track : Cloudy / Dry

Snetterton 300  
Circuit Length = 2.9689 miles  
Start: 14:16 Flag 14:35 End: 14:38

# BMCRC - MRO Championships 2021 - Rnd 2 @ Snetterton 300

MRO Powerbikes inc Clubman 1000

## RACE 7 - SECTOR ANALYSIS



SECTOR 1 = FL to I1, SECTOR 2 = I1 to FL, DIFF = Difference To Personal Best Lap, P = Crossed Finish Line in Pit Lane, D = Time Disallowed

<b>P37 115</b>		<b>Stacey KILLWORTH</b>		Suzuki GSXR 1000 - Greenplant/Everns		
IDEAL LAP TIME : 2:00.568		BEST LAP TIME : 2:00.568		DIFFERENCE : 0.000		
LAP	SECTOR 1	SECTOR 2	LAP TIME	MPH	DIFF	TIME OF DAY
1 -		41.461	2:15.647	78.79	15.079	14:18:44.324
2 -	1:22.912	41.933	2:04.845	85.61	4.277	14:20:49.169
3 -	1:23.090	41.313	2:04.403	85.91	3.835	14:22:53.572
4 -	1:22.133	41.005	2:03.138	86.79	2.570	14:24:56.710
5 -	1:21.926	40.880	2:02.806	87.03	2.238	14:26:59.516
6 -	1:21.274	40.641	2:01.915 (3)	87.66	1.347	14:29:01.431
7 -	1:20.785	40.611	2:01.396 (2)	88.04	0.828	14:31:02.827
8 -	<b>1:20.241</b>	<b>40.327</b>	<b>2:00.568 (1)</b>	<b>88.64</b>		<b>14:33:03.395</b>

<b>P38 43</b>		<b>Steve PALMER</b>		Suzuki GSXR1000 K6 - K6/Mk1 Transit racing		
IDEAL LAP TIME : 2:00.397		BEST LAP TIME : 2:00.397		DIFFERENCE : 0.000		
LAP	SECTOR 1	SECTOR 2	LAP TIME	MPH	DIFF	TIME OF DAY
1 -		40.666	2:09.217	82.71	8.820	14:18:37.894
2 -	1:20.582	40.952	2:01.534 (2)	87.94	1.137	14:20:39.428
3 -	<b>1:20.205</b>	<b>40.192</b>	<b>2:00.397 (1)</b>	<b>88.77</b>		<b>14:22:39.825</b>
4 -	1:22.491	41.291	2:03.782 (3)	86.34	3.385	14:24:43.607
5 -	1:23.141	42.254	2:05.395	85.23	4.998	14:26:49.002
6 -	1:23.358	41.372	2:04.730	85.68	4.333	14:28:53.732

Weather / Track : Cloudy / Dry

Snetterton 300  
Circuit Length = 2.9689 miles  
Start: 14:16 Flag 14:35 End: 14:38

# BMCRC - MRO Championships 2021 - Rnd 2 @ Snetterton 300

## MRO Powerbikes inc Clubman 1000

### RACE 7 - BEST SECTORS

SECTOR 1				SECTOR 2				IDEAL / BEST COMPARISON				
POS	NO	NAME	TIME	NO	NAME	TIME	POS	NO	NAME	IDEAL	BEST	DIFF
									<b>PERFECT LAP</b>	<b>1:54.315</b>		
1	48	WILSON	1:16.386	72	O'BRIEN	37.929	1	72	O'BRIEN	1:54.511	1:54.611	0.100
2	72	O'BRIEN	1:16.582	48	WILSON	38.305	2	48	WILSON	1:54.691	1:54.785	0.094
3	40	PATMORE	1:16.638	40	PATMORE	38.360	3	40	PATMORE	1:54.998	1:55.086	0.088
4	2	BAKER	1:16.706	17	BAKER	38.518	4	711	THORNTON	1:55.377	1:55.718	0.341
5	711	THORNTON	1:16.805	98	DICKINSON	38.562	5	2	BAKER	1:55.397	1:55.473	0.076
6	98	DICKINSON	1:16.981	711	THORNTON	38.572	6	98	DICKINSON	1:55.543	1:55.733	0.190
7	188	TIBBLE	1:17.575	2	BAKER	38.691	7	17	BAKER	1:56.117	1:56.162	0.045
8	17	BAKER	1:17.599	54	HENEGHAN	38.762	8	188	TIBBLE	1:56.372	1:56.610	0.238
9	71	NORTON	1:17.625	188	TIBBLE	38.797	9	54	HENEGHAN	1:56.399	1:56.659	0.260
10	54	HENEGHAN	1:17.637	9	DIXON	38.856	10	71	NORTON	1:56.601	1:56.601	0.000
11	173	DRAPER	1:17.669	71	NORTON	38.976	11	10	PLATTON	1:56.869	1:56.936	0.067
12	10	PLATTON	1:17.766	10	PLATTON	39.103	12	173	DRAPER	1:56.888	1:57.122	0.234
13	9	DIXON	1:18.232	32	MORRIS	39.188	13	9	DIXON	1:57.088	1:57.336	0.248
14	88	HALLIDAY	1:18.241	173	DRAPER	39.219	14	32	MORRIS	1:57.653	1:57.854	0.201
15	32	MORRIS	1:18.465	76	BYARD	39.335	15	88	HALLIDAY	1:57.720	1:57.720	0.000
16	52	COTGROVE	1:18.622	33	NEEVES	39.373	16	33	NEEVES	1:58.322	1:58.500	0.178
17	83	SIGGS	1:18.862	88	HALLIDAY	39.479	17	52	COTGROVE	1:58.448	1:58.676	0.228
18	33	NEEVES	1:18.949	24	SMITH	39.549	18	76	BYARD	1:58.558	1:58.885	0.327
19	56	SMITH	1:19.101	56	SMITH	39.722	19	83	SIGGS	1:58.720	1:58.831	0.111
20	76	BYARD	1:19.223	52	COTGROVE	39.826	20	56	SMITH	1:58.823	1:59.033	0.210
21	58	FRETWELL	1:19.670	83	SIGGS	39.858	21	24	SMITH	1:59.377	1:59.377	0.000
22	24	SMITH	1:19.828	58	FRETWELL	39.891	22	58	FRETWELL	1:59.561	1:59.783	0.222
23	211	WHITCHER	1:20.090	43	PALMER	40.192	23	211	WHITCHER	2:00.316	2:00.605	0.289
24	43	PALMER	1:20.205	15	SIEMIENIUK-JUZWIUK	40.201	24	43	PALMER	2:00.397	2:00.397	0.000
25	115	KILLWORTH	1:20.241	211	WHITCHER	40.226	25	115	KILLWORTH	2:00.568	2:00.568	0.000
26	21	CROUCHER	1:20.330	115	KILLWORTH	40.327	26	21	CROUCHER	2:00.720	2:00.720	0.000
27	152	MANTELL	1:20.478	21	CROUCHER	40.390	27	152	MANTELL	2:00.885	2:01.401	0.516
28	15	SIEMIENIUK-JUZWIUK	1:20.769	152	MANTELL	40.407	28	15	SIEMIENIUK-JUZWIUK	2:00.970	2:00.970	0.000
29	35	CRESSWELL	1:20.789	129	DINSMORE	40.417	29	35	CRESSWELL	2:01.226	2:01.359	0.133
30	129	DINSMORE	1:20.860	35	CRESSWELL	40.437	30	129	DINSMORE	2:01.277	2:01.764	0.487
31	277	AVERRE	1:21.584	45	STEVENS	41.211	31	277	AVERRE	2:02.958	2:03.387	0.429
32	45	STEVENS	1:21.972	333	HOUGHTON	41.261	32	45	STEVENS	2:03.183	2:03.451	0.268
33	50	WELFORD	1:22.309	277	AVERRE	41.374	33	50	WELFORD	2:03.804	2:04.438	0.634
34	84	GUNERGUN	1:22.534	84	GUNERGUN	41.395	34	84	GUNERGUN	2:03.929	2:03.957	0.028
35	333	HOUGHTON	1:22.706	50	WELFORD	41.495	35	333	HOUGHTON	2:03.967	2:03.987	0.020
36	90	WATSON	1:23.248	90	WATSON	41.780	36	90	WATSON	2:05.028	2:05.483	0.455
37	46	GATES	1:23.281	46	GATES	41.946	37	46	GATES	2:05.227	2:05.600	0.373
38	833	SKEELS-PIGGINS	1:24.488	833	SKEELS-PIGGINS	42.038	38	833	SKEELS-PIGGINS	2:06.526	2:06.922	0.396

Weather / Track : Cloudy / Dry

Snetterton 300

Circuit Length = 2.9689 miles

Start: 14:16 Flag 14:35 End: 14:38

Results can be found at [www.tsl-timing.com](http://www.tsl-timing.com)

Printed - 14:38 Saturday, 29 May 2021

# BMCRC - MRO Championships 2021 - Rnd 2 @ Snetterton 300

## MRO Powerbikes inc Clubman 1000

### RACE 7 - STATISTICS

**Competitors Started** 38  
**Planned Start** 2021-05-29 @ 14:00:00.000  
**Actual Start** 2021-05-29 @ 14:16:28.676  
**Finish Time** 2021-05-29 @ 14:35:52.439  
**Track Length** 2.9689mi.  
**Total Laps** 374  
**Total Distance Covered** 1110.3729mi.

#### Session Fastest Lap History

NO	CL	NAME	LAP TIME	TIME OF DAY	LAP	VEHICLE
711		Ritchie THORNTON	<b>2:01.195</b>	14:18:29.888	1	Kawasaki ZX10R
40		Aiden PATMORE	<b>1:55.272</b>	14:20:25.320	2	BMW S1000RR
48		Nicky WILSON	<b>1:54.785</b>	14:22:21.154	3	Suzuki GSXR 1000
72		Michael O'BRIEN	<b>1:54.611</b>	14:24:17.084	4	Yamaha R1

#### Session Leader History

NO	CL	NAME	FROM LAP	LAPS LED	DISTANCE	VEHICLE
711		Ritchie THORNTON	1	1	2.96 miles	Kawasaki ZX10R
40		Aiden PATMORE	2	5	14.84 miles	BMW S1000RR
48		Nicky WILSON	7	3	8.90 miles	Suzuki GSXR 1000
40		Aiden PATMORE	10	1	2.96 miles	BMW S1000RR

#### Flag History

TYPE	TIME OF DAY
GREEN	14:16:28.676
FINISH	14:35:52.439

#### Flag Statistics

TYPE	COUNT	TOTAL LAPS	TOTAL TIME
Green	1	10	21:40.270
Red	0	0	0.000
Safety Car	0	0	0.000
FCY	0	0	0.000

# BMCRC - MRO Championships 2021 - Rnd 2 @ Snetterton 300

## MRO Powerbikes inc Clubman 1000

### RACE 7 - STATISTICS

CLASS :

23 Starters

#### Fastest Lap History

NO	NAME	LAP TIME	TIME OF DAY	LAP	VEHICLE
711	Ritchie THORNTON	<b>2:01.195</b>	14:18:29.888	1	Kawasaki ZX10R
40	Aiden PATMORE	<b>1:55.272</b>	14:20:25.320	2	BMW S1000RR
48	Nicky WILSON	<b>1:54.785</b>	14:22:21.154	3	Suzuki GSXR 1000
72	Michael O'BRIEN	<b>1:54.611</b>	14:24:17.084	4	Yamaha R1

#### Leader History

NO	NAME	FROM LAP	LAPS LED	DISTANCE	VEHICLE
711	Ritchie THORNTON	1	1	2.96 miles	Kawasaki ZX10R
40	Aiden PATMORE	2	5	14.84 miles	BMW S1000RR
48	Nicky WILSON	7	3	8.90 miles	Suzuki GSXR 1000
40	Aiden PATMORE	10	1	2.96 miles	BMW S1000RR

Weather / Track : Cloudy / Dry

Results can be found at [www.tsl-timing.com](http://www.tsl-timing.com)

Page 2 of 3

Snetterton 300  
Circuit Length = 2.9689 miles  
Start: 14:16 Flag 14:35 End: 14:38

Printed - 14:38 Saturday, 29 May 2021

# BMCRC - MRO Championships 2021 - Rnd 2 @ Snetterton 300

## MRO Powerbikes inc Clubman 1000

### RACE 7 - STATISTICS

CLASS : C

15 Starters

#### Fastest Lap History

NO	NAME	LAP TIME	TIME OF DAY	LAP	VEHICLE
88	Scott HALLIDAY	2:06.152	14:18:34.829	1	Suzuki GSXR 1000
88	Scott HALLIDAY	2:00.326	14:20:35.155	2	Suzuki GSXR 1000
88	Scott HALLIDAY	1:58.581	14:22:33.755	3	Suzuki GSXR 1000
9	Luke DIXON	1:58.102	14:22:37.216	3	BMW S1000RR
88	Scott HALLIDAY	1:57.720	14:24:31.475	4	Suzuki GSXR 1000
9	Luke DIXON	1:57.480	14:24:34.696	4	BMW S1000RR
9	Luke DIXON	1:57.338	14:28:30.482	6	BMW S1000RR
9	Luke DIXON	1:57.336	14:36:22.635	10	BMW S1000RR

#### Leader History

NO	NAME	FROM LAP	LAPS LED	DISTANCE	VEHICLE
88	Scott HALLIDAY	1	8	23.75 miles	Suzuki GSXR 1000
9	Luke DIXON	9	2	5.93 miles	BMW S1000RR

# BMCRC - MRO Championships 2021 - Rnd 2 @ Snetterton 300

## MRO Powerbikes inc Clubman 1000

### RACE 7 - GRID (8 Laps)



ROW 14	2:06.922 42   <b>833</b> Talan SKEELS-PIGGINS	2:03.987 41   <b>333</b> Andrew HOUGHTON	40   <b>92</b> Josh WOOD
ROW 13	39   <b>41</b> David ABRAHAM	38   <b>82</b> Adrian LEWIS	37   <b>113</b> Graeme HARDIE
ROW 12	2:05.600 36   <b>46</b> Simon GATES	2:05.483 35   <b>90</b> Edward WATSON	2:04.438 34   <b>50</b> Dan WELFORD
ROW 11	2:03.957 33   <b>84</b> Tunc GUNERGUN	2:03.451 32   <b>45</b> Tom STEVENS	2:03.387 31   <b>277</b> Adrian AVERRE
ROW 10	2:01.764 30   <b>129</b> Cecil DINSMORE	2:01.401 29   <b>152</b> Barry MANTELL	2:01.359 28   <b>35</b> Robert CRESSWELL
ROW 9	2:00.970 27   <b>15</b> Mariusz SIEMIENIUK-JUZWIUK	2:00.720 26   <b>21</b> Jack CROUCHER	2:00.605 25   <b>211</b> Nick WHITCHER
ROW 8	2:00.568 24   <b>115</b> Stacey KILLWORTH	2:00.397 23   <b>43</b> Steve PALMER	1:59.783 22   <b>58</b> Kenny FRETWELL
ROW 7	1:59.377 21   <b>24</b> Alan SMITH	1:59.033 20   <b>56</b> Mike SMITH	1:58.885 19   <b>76</b> Jason BYARD
ROW 6	1:58.831 18   <b>83</b> Jason SIGGS	1:58.676 17   <b>52</b> Ben COTGROVE	1:58.500 16   <b>33</b> Michael NEEVES
ROW 5	1:57.854 15   <b>32</b> Martin MORRIS	1:57.720 14   <b>88</b> Scott HALLIDAY	1:57.336 13   <b>9</b> Luke DIXON
ROW 4	1:57.122 12   <b>173</b> Stephen DRAPER	1:56.936 11   <b>10</b> Hayden PLATTON	1:56.659 10   <b>54</b> Steve HENEGHAN
ROW 3	1:56.610 9   <b>188</b> Jamie TIBBLE	1:56.601 8   <b>71</b> Tom NORTON	1:56.162 7   <b>17</b> Philip BAKER
ROW 2	1:55.733 6   <b>98</b> Rick DICKINSON	1:55.718 5   <b>711</b> Ritchie THORNTON	1:55.473 4   <b>2</b> Peter BAKER
ROW 1	1:55.086 3   <b>40</b> Aiden PATMORE	1:54.785 2   <b>48</b> Nicky WILSON	1:54.611 1   <b>72</b> Michael O'BRIEN

**Pole**

These results are provisional until the conclusion of any judicial and technical matters. Snetterton 300  
Circuit Length = 2.9689 miles

Clerk Of Course :	Stewards :	Timekeeper : Craig Smith
-------------------	------------	--------------------------

Results can be found at [www.tsl-timing.com](http://www.tsl-timing.com)

Printed - 14:41 Saturday, 29 May 2021





# BMCRC - MRO Championships 2021 - Rnd 2 @ Snetterton 300

MRO Powerbikes inc Clubman 1000

## RACE 7 - CLASSIFICATION



POS	NO	CL	PIC NAME	ENTRY	LAPS	TIME	GAP	DIFF	MPH	BEST	ON
1	40		1 Aiden PATMORE	BMW S1000RR - TBR performance/NW roofing	8	15:27.965			92.14	1:54.401	8
2	72		2 Michael O'BRIEN	Yamaha R1 -	8	15:28.002	0.037	0.037	92.13	1:54.358	8
3	48		3 Nicky WILSON	Suzuki GSXR 1000 - Demon GP/Haslemere Motorcy	8	15:29.423	1.458	1.421	91.99	1:54.774	3
4	17		4 Philip BAKER	BMW S1000RR - R & M plant Theo & Debbie	8	15:30.600	2.635	1.177	91.88	1:55.011	4
5	54		5 Steve HENEGHAN	Ducati PANIGALE V4S - ReactiveParts.com	8	15:43.881	15.916	13.281	90.58	1:55.577	3
6	98		6 Rick DICKINSON	BMW S1000RR - MotorcycleRaceParts.co.uk	8	15:48.043	20.078	4.162	90.19	1:56.850	8
7	188		7 Jamie TIBBLE	Kawasaki ZX10 - Team Tibble	8	15:54.995	27.030	6.952	89.53	1:57.416	8
8	9	C	1 Luke DIXON	BMW S1000RR -	8	15:55.080	27.115	0.085	89.52	1:57.375	5
9	88	C	2 Scott HALLIDAY	Suzuki GSXR 1000 - Performance fitness gym	8	15:58.091	30.126	3.011	89.24	1:57.748	5
10	71		8 Tom NORTON	Kawasaki ZX10 -	8	15:58.099	30.134	0.008	89.24	1:57.580	5
11	33		9 Michael NEEVES	BMW S1000RR - Prime Factors Racing	8	15:58.168	30.203	0.069	89.23	1:58.148	4
12	83	C	3 Jason SIGGS	Yamaha R1 - J Siggs Construction	8	16:02.228	34.263	4.060	88.86	1:58.216	8
13	58	C	4 Kenny FRETWELL	Suzuki GSXR 1000 -	8	16:03.585	35.620	1.357	88.73	1:58.292	7
14	56		10 Mike SMITH	Kawasaki ZX10R - Smiffs Garage	8	16:09.987	42.022	6.402	88.15	1:58.581	4
15	211	C	5 Nick WHITCHER	Kawasaki ZX10R -	8	16:12.784	44.819	2.797	87.89	1:59.515	7
16	24		11 Alan SMITH	Kawasaki ZX10R - Orwells Mcs	8	16:12.999	45.034	0.215	87.87	1:59.502	3
17	21		12 Jack CROUCHER	BMW S1000RR - Trendy lofts	8	16:13.180	45.215	0.181	87.86	1:58.845	7
18	52		13 Ben COTGROVE	Yamaha R1M - MFR	8	16:13.540	45.575	0.360	87.82	1:57.564	2
19	35	C	6 Robert CRESSWELL	Kawasaki ZX10R - ODDJOBROB Racing	8	16:14.445	46.480	0.905	87.74	2:00.050	2
20	76		14 Jason BYARD	Yamaha R1 - May Construction	8	16:16.629	48.664	2.184	87.55	2:00.190	3
21	15	C	7 Mariusz SIEMIENIUK-JUZWIUK	BMW S 1000 RR - BELMONT AUTO SERVICE	8	16:16.680	48.715	0.051	87.54	2:00.313	7
22	32		15 Martin MORRIS	BMW S1000RR - Morris Racing, Obsession Enginee	8	16:20.606	52.641	3.926	87.19	1:57.861	8
23	277	C	8 Adrian AVERRE	Yamaha R1 - Ryders Alley Racing	8	16:36.708	1:08.743	16.102	85.78	2:01.643	2
24	50	C	9 Dan WELFORD	Suzuki GSXR 1000 - SEG Sussex Electric Gates/	8	16:42.648	1:14.683	5.940	85.27	2:02.793	6
25	333*		16 Andrew HOUGHTON	Ducati 959 -	8	16:43.280	1:15.315	0.632	85.22	2:02.484	6
26	46	C	10 Simon GATES	Kawasaki ZX10R - Team Kawafati	8	16:43.434	1:15.469	0.154	85.21	2:02.665	6
27	84	C	11 Tunc GUNERGUN	Aprilia RSV4 RF - 1 - BIKERSWORLD	8	16:46.808	1:18.843	3.374	84.92	2:02.796	8
28	45	C	12 Tom STEVENS	Ducati 959 -	8	16:50.330	1:22.365	3.522	84.63	2:03.688	8
29	833		17 Talan SKEELS-PIGGINS	Yamaha R1 - Talan Racing	8	17:11.657	1:43.692	21.327	82.88	2:06.060	3

### NOT CLASSIFIED

DNF	711		Ritchie THORNTON	Kawasaki ZX10R - Team 71	5	9:43.888	3 Laps	3 Laps	91.52	1:55.100	3
DNF	43		Steve PALMER	Suzuki GSXR1000 K6 - K6/Mk1 Transit racing	5	10:16.181	3 Laps	32.293	86.72	1:59.792	4
DNF	10		Hayden PLATTON	Kawasaki ZX10 - NR Racing	3	6:03.797	5 Laps	2 Laps	88.13	1:57.605	2
DNF	115		Stacey KILLWORTH	Suzuki GSXR 1000 - Greenplant/Evans	1	2:09.354	7 Laps	2 Laps	82.62	2:09.354	1
DNF	90	C	Edward WATSON	Suzuki GSXR 1000 - TEA Time Racing	1	2:14.558	7 Laps	5.204	79.43	2:14.558	1
DNF	2		Peter BAKER	Kawasaki ZX10R - Dodfrey Engineering	0						
DNF	152	C	Barry MANTELL	Kawaskai ZX10R - Swedish car connection	0						

### FASTEST LAP

72			Michael O'BRIEN	Yamaha R1 -	8	1:54.358		93.46 mph	150.41 kph
9	C		Luke DIXON	BMW S1000RR -	5	1:57.375		91.05 mph	146.54 kph

\* Bike 333 - Please fit a working transponder  
 Class - 92.5% of Race Speed = 85.22 mph  
 Class C - 92.5% of Race Speed = 82.80 mph

Weather / Track : Sunny / Dry

These results are provisional until the conclusion of any judicial and technical matters.

Snetterton 300: 2.9689 miles  
 Race Distance: 8 Laps / 23.75 miles  
 Start: 11:53 Flag 12:09 End: 12:11

Clerk Of Course :	Stewards :	Timekeeper : Craig Smith
-------------------	------------	--------------------------

Results can be found at [www.tsl-timing.com](http://www.tsl-timing.com)

Printed - 12:15 Sunday, 30 May 2021



# BMCRC - MRO Championships 2021 - Rnd 2 @ Snetterton 300

## MRO Powerbikes inc Clubman 1000

### RACE 7 - LAP CHART

LAP 1 @ 11:55:52.245			LAP 3 @ 11:59:42.698			LAP 5 @ 12:03:33.956			LAP 7 @ 12:07:25.025		
NO	BEHIND	LAP TIME	NO	BEHIND	LAP TIME	NO	BEHIND	LAP TIME	NO	BEHIND	LAP TIME
72		2:00.784	48		1:54.774	48		1:55.935	40		1:54.620
711	0.362	2:01.146	72	0.391	1:55.541	40	0.710	1:55.743	72	0.080	1:54.631
40	0.677	2:01.461	711	1.072	1:55.100	72	1.149	1:57.022	48	0.443	1:54.894
48	0.771	2:01.555	40	1.151	1:54.845	711	1.393	1:56.242	17	1.971	1:55.297
17	1.423	2:02.207	17	2.125	1:55.536	17	2.160	1:56.282	54	11.922	1:57.351
98	4.895	2:05.679	54	8.624	1:55.577	54	8.712	1:55.656	98	17.629	1:57.409
9	5.000	2:05.784	98	10.765	1:57.703	98	14.150	1:57.321	188	24.015	1:57.623
54	5.039	2:05.823	52	11.646	1:57.927	52	16.232	1:58.118	9	24.139	1:57.441
188	6.212	2:06.996	9	12.122	1:58.789	188	18.488	1:57.705	88	25.871	1:58.323
52	6.608	2:07.392	10	12.560	1:57.980	71	18.649	1:57.580	71	26.141	1:59.632
71	6.661	2:07.445	188	12.981	1:58.707	88	13.312	1:58.146	33	26.233	1:58.385
88	6.953	2:07.737	71	13.103	1:58.484	56	22.528	1:58.744	83	30.448	1:58.280
35	7.128	2:07.912	88	13.312	1:58.146	83	24.226	1:59.335	52	30.463	2:04.320
10	7.428	2:08.212	33	15.561	1:58.858	58	24.268	1:58.574	58	30.571	1:58.292
83	7.906	2:08.690	56	16.461	1:58.798	35	27.709	2:01.203	56	33.991	2:01.980
33	7.929	2:08.713	83	17.116	1:59.605	24	27.962	1:59.549	35	39.132	2:01.036
115	8.570	2:09.354	35	17.141	2:00.416	76	31.128	2:01.498	24	39.353	2:01.046
56	8.926	2:09.710	58	18.200	1:58.710	211	31.289	2:00.111	211	39.452	1:59.515
24	9.690	2:10.474	24	19.190	1:59.502	15	32.020	2:01.205	21	39.552	1:58.845
76	9.853	2:10.637	76	20.451	2:00.190	21	32.177	2:00.475	76	41.127	2:00.500
58	10.123	2:10.907	15	21.151	2:00.540	43	33.686	2:00.710	15	41.840	2:00.313
15	10.151	2:10.935	211	22.291	2:00.723	32	41.444	2:09.141	32	49.181	1:58.208
32	10.761	2:11.545	21	22.904	2:00.619	277	43.374	2:03.631	277	59.602	2:03.864
211	11.161	2:11.945	32	23.036	2:02.017	50	48.856	2:03.500	50	1:04.330	2:03.750
21	11.417	2:12.201	43	24.442	2:00.035	46	49.227	2:04.226	333	1:04.536	2:03.657
277	12.715	2:13.499	277	26.312	2:02.407	333	49.463	2:03.547	46	1:04.951	2:04.128
90	13.774	2:14.558	50	32.444	2:03.513	84	54.179	2:04.213	84	1:10.448	2:02.897
43	14.357	2:15.141	46	32.796	2:03.392	45	54.678	2:04.183	45	1:13.078	2:05.325
50	14.961	2:15.745	333	34.238	2:03.939	833	1:02.115	2:07.758	833	1:25.703	2:07.834
46	15.408	2:16.192	84	35.592	2:05.648						
84	15.658	2:16.442	45	36.323	2:04.920						
333	15.762	2:16.546	833	38.896	2:06.060						
833	16.565	2:17.349									
45	17.092	2:17.876									
LAP 2 @ 11:57:47.548			LAP 4 @ 12:01:38.021			LAP 6 @ 12:05:30.405			LAP 8 @ 12:09:19.426		
NO	BEHIND	LAP TIME	NO	BEHIND	LAP TIME	NO	BEHIND	LAP TIME	NO	BEHIND	LAP TIME
72		1:55.303	48		1:55.323	40		1:55.739	40		1:54.401
48	0.376	1:54.908	72	0.062	1:54.994	72	0.069	1:55.369	72	0.037	1:54.358
711	1.122	1:56.063	40	0.902	1:55.074	48	0.169	1:56.618	48	1.458	1:55.416
40	1.456	1:56.082	711	1.086	1:55.337	17	1.294	1:55.583	17	2.635	1:55.065
17	1.739	1:55.619	17	1.813	1:55.011	54	9.191	1:56.928	54	15.916	1:58.395
54	8.197	1:58.461	54	8.991	1:55.690	98	14.840	1:57.139	98	20.078	1:56.850
98	8.212	1:58.620	98	12.764	1:57.322	52	20.763	2:00.980	188	27.030	1:57.416
9	8.483	1:58.786	52	14.049	1:57.726	188	21.012	1:58.973	9	27.115	1:57.377
52	8.869	1:57.564	188	16.718	1:59.060	71	21.129	1:58.929	88	30.126	1:58.656
188	9.424	1:58.515	71	17.004	1:59.224	9	21.318	1:58.787	71	30.134	1:58.394
10	9.730	1:57.605	9	17.540	2:00.741	88	22.168	1:58.902	33	30.203	1:58.371
71	9.769	1:58.411	88	17.902	1:59.913	33	22.468	1:58.249	83	34.263	1:58.216
88	10.316	1:58.666	33	18.386	1:58.148	56	26.631	2:00.552	58	35.620	1:59.450
33	11.853	1:59.227	56	19.719	1:58.581	83	26.788	1:59.011	56	42.022	2:02.432
35	11.875	2:00.050	83	20.826	1:59.033	58	26.899	1:59.080	211	44.819	1:59.768
83	12.661	2:00.058	58	21.629	1:58.752						
56	12.813	1:59.190	35	22.441	2:00.623						
58	14.640	1:59.820	24	24.348	2:00.481						
24	14.838	2:00.451	76	25.565	2:00.437						
76	15.411	2:00.861									
15	15.761	2:00.913									
32	16.169	2:00.711									
211	16.718	2:00.860									
21	17.435	2:01.321									
277	19.055	2:01.643									

Weather / Track : Sunny / Dry

Snetterton 300  
Circuit Length = 2.9689 miles  
Start: 11:53 Flag 12:09 End: 12:11

# BMCRC - MRO Championships 2021 - Rnd 2 @ Snetterton 300

MRO Powerbikes inc Clubman 1000

## RACE 7 - SECTOR ANALYSIS



SECTOR 1 = FL to I1, SECTOR 2 = I1 to FL, DIFF = Difference To Personal Best Lap, P = Crossed Finish Line in Pit Lane, D = Time Disallowed

<b>P1 40</b>		<b>Aiden PATMORE</b>		BMW S1000RR - TBR performance/NW roofing			
IDEAL LAP TIME : 1:54.205		BEST LAP TIME : 1:54.401		DIFFERENCE : 0.196			
LAP	SECTOR 1	SECTOR 2	LAP TIME	MPH	DIFF	TIME OF DAY	
1 -		38.669	2:01.461	87.99	7.060	11:55:52.922	
2 -	1:17.619	38.463	1:56.082	92.07	1.681	11:57:49.004	
3 -	1:16.672	38.173	1:54.845 (3)	93.06	0.444	11:59:43.849	
4 -	1:16.592	38.482	1:55.074	92.88	0.673	12:01:38.923	
5 -	1:17.073	38.670	1:55.743	92.34	1.342	12:03:34.666	
6 -	1:17.183	38.556	1:55.739	92.34	1.338	12:05:30.405	
7 -	<b>1:16.264</b>	38.356	1:54.620 (2)	93.24	0.219	12:07:25.025	
8 -	1:16.460	<b>37.941</b>	<b>1:54.401 (1)</b>	<b>93.42</b>		<b>12:09:19.426</b>	

<b>P2 72</b>		<b>Michael O'BRIEN</b>		Yamaha R1 -			
IDEAL LAP TIME : 1:54.358		BEST LAP TIME : 1:54.358		DIFFERENCE : 0.000			
LAP	SECTOR 1	SECTOR 2	LAP TIME	MPH	DIFF	TIME OF DAY	
1 -		38.578	2:00.784	88.48	6.426	11:55:52.245	
2 -	1:17.010	38.293	1:55.303	92.69	0.945	11:57:47.548	
3 -	1:16.898	38.643	1:55.541	92.50	1.183	11:59:43.089	
4 -	1:16.839	38.155	1:54.994 (3)	92.94	0.636	12:01:38.083	
5 -	1:18.278	38.744	1:57.022	91.33	2.664	12:03:35.105	
6 -	1:16.870	38.499	1:55.369	92.64	1.011	12:05:30.474	
7 -	1:16.566	38.065	1:54.631 (2)	93.23	0.273	12:07:25.105	
8 -	<b>1:16.488</b>	<b>37.870</b>	<b>1:54.358 (1)</b>	<b>93.46</b>		<b>12:09:19.463</b>	

<b>P3 48</b>		<b>Nicky WILSON</b>		Suzuki GSXR 1000 - Demon GP/Haslemere Motorcycles			
IDEAL LAP TIME : 1:54.240		BEST LAP TIME : 1:54.774		DIFFERENCE : 0.534			
LAP	SECTOR 1	SECTOR 2	LAP TIME	MPH	DIFF	TIME OF DAY	
1 -		38.748	2:01.555	87.92	6.781	11:55:53.016	
2 -	1:16.915	<b>37.993</b>	1:54.908 (3)	93.01	0.134	11:57:47.924	
3 -	<b>1:16.247</b>	38.527	<b>1:54.774 (1)</b>	<b>93.12</b>		<b>11:59:42.698</b>	
4 -	1:17.001	38.322	1:55.323	92.67	0.549	12:01:38.021	
5 -	1:17.847	38.088	1:55.935	92.19	1.161	12:03:33.956	
6 -	1:17.529	39.089	1:56.618	91.65	1.844	12:05:30.574	
7 -	1:16.809	38.085	1:54.894 (2)	93.02	0.120	12:07:25.468	
8 -	1:17.205	38.211	1:55.416	92.60	0.642	12:09:20.884	

<b>P4 17</b>		<b>Philip BAKER</b>		BMW S1000RR - R & M plant Theo &Debbie			
IDEAL LAP TIME : 1:54.927		BEST LAP TIME : 1:55.011		DIFFERENCE : 0.084			
LAP	SECTOR 1	SECTOR 2	LAP TIME	MPH	DIFF	TIME OF DAY	
1 -		38.566	2:02.207	87.45	7.196	11:55:53.668	
2 -	1:17.057	38.562	1:55.619	92.44	0.608	11:57:49.287	
3 -	1:17.058	38.478	1:55.536	92.50	0.525	11:59:44.823	
4 -	1:16.780	<b>38.231</b>	<b>1:55.011 (1)</b>	<b>92.93</b>		<b>12:01:39.834</b>	
5 -	1:17.399	38.883	1:56.282	91.91	1.271	12:03:36.116	
6 -	1:17.014	38.569	1:55.583	92.47	0.572	12:05:31.699	
7 -	1:16.828	38.469	1:55.297 (3)	92.70	0.286	12:07:26.996	
8 -	<b>1:16.696</b>	38.369	1:55.065 (2)	92.88	0.054	12:09:22.061	

Weather / Track : Sunny / Dry

Snetterton 300  
Circuit Length = 2.9689 miles  
Start: 11:53 Flag 12:09 End: 12:11

# BMCRC - MRO Championships 2021 - Rnd 2 @ Snetterton 300

MRO Powerbikes inc Clubman 1000

## RACE 7 - SECTOR ANALYSIS



SECTOR 1 = FL to I1, SECTOR 2 = I1 to FL, DIFF = Difference To Personal Best Lap, P = Crossed Finish Line in Pit Lane, D = Time Disallowed

<b>P5 54 Steve HENEGHAN</b>		Ducati PANIGALE V4S - ReactiveParts.com				
IDEAL LAP TIME : 1:55.490		BEST LAP TIME : 1:55.577		DIFFERENCE : 0.087		
LAP	SECTOR 1	SECTOR 2	LAP TIME	MPH	DIFF	TIME OF DAY
1 -		39.283	2:05.823	84.94	10.246	11:55:57.284
2 -	1:19.162	39.299	1:58.461	90.22	2.884	11:57:55.745
3 -	1:17.014	<b>38.563</b>	<b>1:55.577 (1)</b>	<b>92.47</b>		<b>11:59:51.322</b>
4 -	<b>1:16.927</b>	38.763	1:55.690 (3)	92.38	0.113	12:01:47.012
5 -	1:17.060	38.596	1:55.656 (2)	92.41	0.079	12:03:42.668
6 -	1:17.365	39.563	1:56.928	91.40	1.351	12:05:39.596
7 -	1:17.653	39.698	1:57.351	91.07	1.774	12:07:36.947
8 -	1:18.259	40.136	1:58.395	90.27	2.818	12:09:35.342

<b>P6 98 Rick DICKINSON</b>		BMW S1000RR - MotorcycleRaceParts.co.uk				
IDEAL LAP TIME : 1:56.815		BEST LAP TIME : 1:56.850		DIFFERENCE : 0.035		
LAP	SECTOR 1	SECTOR 2	LAP TIME	MPH	DIFF	TIME OF DAY
1 -		39.769	2:05.679	85.04	8.829	11:55:57.140
2 -	1:19.102	39.518	1:58.620	90.10	1.770	11:57:55.760
3 -	1:18.491	39.212	1:57.703	90.80	0.853	11:59:53.463
4 -	1:18.365	38.957	1:57.322	91.10	0.472	12:01:50.785
5 -	1:18.361	38.960	1:57.321 (3)	91.10	0.471	12:03:48.106
6 -	1:17.917	39.222	1:57.139 (2)	91.24	0.289	12:05:45.245
7 -	1:18.459	<b>38.950</b>	1:57.409	91.03	0.559	12:07:42.654
8 -	<b>1:17.865</b>	38.985	<b>1:56.850 (1)</b>	<b>91.46</b>		<b>12:09:39.504</b>

<b>P7 188 Jamie TIBBLE</b>		Kawasaki ZX10 - Team Tibble				
IDEAL LAP TIME : 1:57.294		BEST LAP TIME : 1:57.416		DIFFERENCE : 0.122		
LAP	SECTOR 1	SECTOR 2	LAP TIME	MPH	DIFF	TIME OF DAY
1 -		40.207	2:06.996	84.16	9.580	11:55:58.457
2 -	1:18.899	39.616	1:58.515	90.18	1.099	11:57:56.972
3 -	1:18.785	39.922	1:58.707	90.03	1.291	11:59:55.679
4 -	1:19.499	39.561	1:59.060	89.77	1.644	12:01:54.739
5 -	1:18.438	<b>39.267</b>	1:57.705 (3)	90.80	0.289	12:03:52.444
6 -	1:18.340	40.633	1:58.973	89.83	1.557	12:05:51.417
7 -	1:18.266	39.357	1:57.623 (2)	90.86	0.207	12:07:49.040
8 -	<b>1:18.027</b>	39.389	<b>1:57.416 (1)</b>	<b>91.02</b>		<b>12:09:46.456</b>

<b>P8 9 C Luke DIXON</b>		BMW S1000RR -				
IDEAL LAP TIME : 1:56.994		BEST LAP TIME : 1:57.375		DIFFERENCE : 0.381		
LAP	SECTOR 1	SECTOR 2	LAP TIME	MPH	DIFF	TIME OF DAY
1 -		39.901	2:05.784	84.97	8.409	11:55:57.245
2 -	1:19.343	39.443	1:58.786	89.97	1.411	11:57:56.031
3 -	1:19.166	39.623	1:58.789	89.97	1.414	11:59:54.820
4 -	1:21.258	39.483	2:00.741	88.52	3.366	12:01:55.561
5 -	1:18.492	<b>38.883</b>	<b>1:57.375 (1)</b>	<b>91.05</b>		<b>12:03:52.936</b>
6 -	1:18.252	40.535	1:58.787	89.97	1.412	12:05:51.723
7 -	<b>1:18.111</b>	39.330	1:57.441 (3)	91.00	0.066	12:07:49.164
8 -	1:18.231	39.146	1:57.377 (2)	91.05	0.002	12:09:46.541

Weather / Track : Sunny / Dry

Snetterton 300  
Circuit Length = 2.9689 miles  
Start: 11:53 Flag 12:09 End: 12:11

# BMCRC - MRO Championships 2021 - Rnd 2 @ Snetterton 300

MRO Powerbikes inc Clubman 1000

## RACE 7 - SECTOR ANALYSIS



SECTOR 1 = FL to I1, SECTOR 2 = I1 to FL, DIFF = Difference To Personal Best Lap, P = Crossed Finish Line in Pit Lane, D = Time Disallowed

P9 88 C		Scott HALLIDAY		Suzuki GSXR 1000 - Performance fitness gym		
IDEAL LAP TIME : 1:57.538		BEST LAP TIME : 1:57.748		DIFFERENCE : 0.210		
LAP	SECTOR 1	SECTOR 2	LAP TIME	MPH	DIFF	TIME OF DAY
1 -		40.374	2:07.737	83.67	9.989	11:55:59.198
2 -	1:18.856	39.810	1:58.666	90.06	0.918	11:57:57.864
3 -	1:18.582	39.564	1:58.146 (2)	90.46	0.398	11:59:56.010
4 -	1:20.161	39.752	1:59.913	89.13	2.165	12:01:55.923
5 -	1:18.611	<b>39.137</b>	<b>1:57.748 (1)</b>	<b>90.77</b>		<b>12:03:53.671</b>
6 -	1:19.072	39.830	1:58.902	89.88	1.154	12:05:52.573
7 -	1:18.542	39.781	1:58.323 (3)	90.32	0.575	12:07:50.896
8 -	<b>1:18.401</b>	40.255	1:58.656	90.07	0.908	12:09:49.552

P10 71		Tom NORTON		Kawasaki ZX10 -		
IDEAL LAP TIME : 1:57.345		BEST LAP TIME : 1:57.580		DIFFERENCE : 0.235		
LAP	SECTOR 1	SECTOR 2	LAP TIME	MPH	DIFF	TIME OF DAY
1 -		40.560	2:07.445	83.86	9.865	11:55:58.906
2 -	1:18.658	39.753	1:58.411 (3)	90.26	0.831	11:57:57.317
3 -	1:18.810	39.674	1:58.484	90.20	0.904	11:59:55.801
4 -	1:19.849	39.375	1:59.224	89.64	1.644	12:01:55.025
5 -	1:18.443	<b>39.137</b>	<b>1:57.580 (1)</b>	<b>90.90</b>		<b>12:03:52.605</b>
6 -	<b>1:18.208</b>	40.721	1:58.929	89.86	1.349	12:05:51.534
7 -	1:19.177	40.455	1:59.632	89.34	2.052	12:07:51.166
8 -	1:18.437	39.957	1:58.394 (2)	90.27	0.814	12:09:49.560

P11 33		Michael NEEVES		BMW S1000RR - Prime Factors Racing		
IDEAL LAP TIME : 1:57.831		BEST LAP TIME : 1:58.148		DIFFERENCE : 0.317		
LAP	SECTOR 1	SECTOR 2	LAP TIME	MPH	DIFF	TIME OF DAY
1 -		40.029	2:08.713	83.03	10.565	11:56:00.174
2 -	1:19.704	39.523	1:59.227	89.64	1.079	11:57:59.401
3 -	1:19.537	39.321	1:58.858	89.92	0.710	11:59:58.259
4 -	1:18.883	<b>39.265</b>	<b>1:58.148 (1)</b>	<b>90.46</b>		<b>12:01:56.407</b>
5 -	1:18.876	39.341	1:58.217 (2)	90.41	0.069	12:03:54.624
6 -	<b>1:18.566</b>	39.683	1:58.249 (3)	90.38	0.101	12:05:52.873
7 -	1:18.948	39.437	1:58.385	90.28	0.237	12:07:51.258
8 -	1:18.587	39.784	1:58.371	90.29	0.223	12:09:49.629

P12 83 C		Jason SIGGS		Yamaha R1 - J Siggs Construction		
IDEAL LAP TIME : 1:58.207		BEST LAP TIME : 1:58.216		DIFFERENCE : 0.009		
LAP	SECTOR 1	SECTOR 2	LAP TIME	MPH	DIFF	TIME OF DAY
1 -		40.259	2:08.690	83.05	10.474	11:56:00.151
2 -	1:19.908	40.150	2:00.058	89.02	1.842	11:58:00.209
3 -	1:19.569	40.036	1:59.605	89.36	1.389	11:59:59.814
4 -	1:19.357	39.676	1:59.033	89.79	0.817	12:01:58.847
5 -	1:19.676	39.659	1:59.335	89.56	1.119	12:03:58.182
6 -	1:18.977	40.034	1:59.011 (3)	89.80	0.795	12:05:57.193
7 -	1:18.836	<b>39.444</b>	1:58.280 (2)	90.36	0.064	12:07:55.473
8 -	<b>1:18.763</b>	39.453	<b>1:58.216 (1)</b>	<b>90.41</b>		<b>12:09:53.689</b>

Weather / Track : Sunny / Dry

Snetterton 300  
Circuit Length = 2.9689 miles  
Start: 11:53 Flag 12:09 End: 12:11

# BMCRC - MRO Championships 2021 - Rnd 2 @ Snetterton 300

## MRO Powerbikes inc Clubman 1000

### RACE 7 - SECTOR ANALYSIS



SECTOR 1 = FL to I1, SECTOR 2 = I1 to FL, DIFF = Difference To Personal Best Lap, P = Crossed Finish Line in Pit Lane, D = Time Disallowed

P13 58 C		Kenny FRETWELL		Suzuki GSXR 1000 -		
IDEAL LAP TIME : 1:57.928		BEST LAP TIME : 1:58.292		DIFFERENCE : 0.364		
LAP	SECTOR 1	SECTOR 2	LAP TIME	MPH	DIFF	TIME OF DAY
1 -		40.255	2:10.907	81.64	12.615	11:56:02.368
2 -	1:20.079	39.741	1:59.820	89.20	1.528	11:58:02.188
3 -	1:19.319	39.391	1:58.710 (3)	90.03	0.418	12:00:00.898
4 -	1:18.955	39.797	1:58.752	90.00	0.460	12:01:59.650
5 -	<b>1:18.945</b>	39.629	1:58.574 (2)	90.13	0.282	12:03:58.224
6 -	1:19.002	40.078	1:59.080	89.75	0.788	12:05:57.304
7 -	1:19.309	<b>38.983</b>	<b>1:58.292 (1)</b>	<b>90.35</b>		<b>12:07:55.596</b>
8 -	1:19.776	39.674	1:59.450	89.47	1.158	12:09:55.046

P14 56		Mike SMITH		Kawasaki ZX10R - Smiffs Garage		
IDEAL LAP TIME : 1:58.404		BEST LAP TIME : 1:58.581		DIFFERENCE : 0.177		
LAP	SECTOR 1	SECTOR 2	LAP TIME	MPH	DIFF	TIME OF DAY
1 -		40.235	2:09.710	82.39	11.129	11:56:01.171
2 -	1:19.665	<b>39.525</b>	1:59.190	89.67	0.609	11:58:00.361
3 -	1:19.120	39.678	1:58.798 (3)	89.96	0.217	11:59:59.159
4 -	1:19.011	39.570	<b>1:58.581 (1)</b>	<b>90.13</b>		<b>12:01:57.740</b>
5 -	<b>1:18.879</b>	39.865	1:58.744 (2)	90.00	0.163	12:03:56.484
6 -	1:19.462	41.090	2:00.552	88.65	1.971	12:05:57.036
7 -	1:20.972	41.008	2:01.980	87.62	3.399	12:07:59.016
8 -	1:20.452	41.980	2:02.432	87.29	3.851	12:10:01.448

P15 211 C		Nick WHITCHER		Kawasaki ZX10R -		
IDEAL LAP TIME : 1:59.089		BEST LAP TIME : 1:59.515		DIFFERENCE : 0.426		
LAP	SECTOR 1	SECTOR 2	LAP TIME	MPH	DIFF	TIME OF DAY
1 -		40.800	2:11.945	81.00	12.430	11:56:03.406
2 -	1:20.825	40.035	2:00.860	88.43	1.345	11:58:04.266
3 -	1:20.613	40.110	2:00.723	88.53	1.208	12:00:04.989
4 -	1:20.262	<b>39.883</b>	2:00.145	88.95	0.630	12:02:05.134
5 -	1:20.212	39.899	2:00.111	88.98	0.596	12:04:05.245
6 -	<b>1:19.206</b>	40.511	1:59.717 (2)	89.27	0.202	12:06:04.962
7 -	1:19.238	40.277	<b>1:59.515 (1)</b>	<b>89.42</b>		<b>12:08:04.477</b>
8 -	1:19.263	40.505	1:59.768 (3)	89.23	0.253	12:10:04.245

P16 24		Alan SMITH		Kawasaki ZX10R - Orwells Mcs		
IDEAL LAP TIME : 1:59.052		BEST LAP TIME : 1:59.502		DIFFERENCE : 0.450		
LAP	SECTOR 1	SECTOR 2	LAP TIME	MPH	DIFF	TIME OF DAY
1 -		40.591	2:10.474	81.91	10.972	11:56:01.935
2 -	1:20.067	40.384	2:00.451	88.73	0.949	11:58:02.386
3 -	1:19.698	<b>39.804</b>	<b>1:59.502 (1)</b>	<b>89.43</b>		<b>12:00:01.888</b>
4 -	1:20.215	40.266	2:00.481	88.71	0.979	12:02:02.369
5 -	<b>1:19.248</b>	40.301	1:59.549 (2)	89.40	0.047	12:04:01.918
6 -	1:20.795	40.619	2:01.414	88.03	1.912	12:06:03.332
7 -	1:20.276	40.770	2:01.046	88.29	1.544	12:08:04.378
8 -	1:19.639	40.443	2:00.082 (3)	89.00	0.580	12:10:04.460

Weather / Track : Sunny / Dry

Snetterton 300  
 Circuit Length = 2.9689 miles  
 Start: 11:53 Flag 12:09 End: 12:11

# BMCRC - MRO Championships 2021 - Rnd 2 @ Snetterton 300

## MRO Powerbikes inc Clubman 1000

### RACE 7 - SECTOR ANALYSIS



SECTOR 1 = FL to I1, SECTOR 2 = I1 to FL, DIFF = Difference To Personal Best Lap, P = Crossed Finish Line in Pit Lane, D = Time Disallowed

P17 21		Jack CROUCHER		BMW S1000RR - Trendy lofts			
IDEAL LAP TIME : 1:58.845		BEST LAP TIME : 1:58.845		DIFFERENCE : 0.000			
LAP	SECTOR 1	SECTOR 2	LAP TIME	MPH	DIFF	TIME OF DAY	
1 -		40.806	2:12.201	80.84	13.356	11:56:03.662	
2 -	1:21.228	40.093	2:01.321	88.09	2.476	11:58:04.983	
3 -	1:20.487	40.132	2:00.619	88.61	1.774	12:00:05.602	
4 -	1:20.005	40.051	2:00.056 (3)	89.02	1.211	12:02:05.658	
5 -	1:20.737	39.738	2:00.475	88.71	1.630	12:04:06.133	
6 -	1:19.696	39.903	1:59.599 (2)	89.36	0.754	12:06:05.732	
7 -	<b>1:19.138</b>	<b>39.707</b>	<b>1:58.845 (1)</b>	<b>89.93</b>		<b>12:08:04.577</b>	
8 -	1:19.986	40.078	2:00.064	89.01	1.219	12:10:04.641	

P18 52		Ben COTGROVE		Yamaha R1M - MFR			
IDEAL LAP TIME : 1:57.400		BEST LAP TIME : 1:57.564		DIFFERENCE : 0.164			
LAP	SECTOR 1	SECTOR 2	LAP TIME	MPH	DIFF	TIME OF DAY	
1 -		40.334	2:07.392	83.89	9.828	11:55:58.853	
2 -	1:18.074	39.490	<b>1:57.564 (1)</b>	<b>90.91</b>		<b>11:57:56.417</b>	
3 -	1:18.479	<b>39.448</b>	1:57.927 (3)	90.63	0.363	11:59:54.344	
4 -	1:18.065	39.661	1:57.726 (2)	90.78	0.162	12:01:52.070	
5 -	<b>1:17.952</b>	40.166	1:58.118	90.48	0.554	12:03:50.188	
6 -	1:20.119	40.861	2:00.980	88.34	3.416	12:05:51.168	
7 -	1:22.467	41.853	2:04.320	85.97	6.756	12:07:55.488	
8 -	1:22.241	47.272	2:09.513	82.52	11.949	12:10:05.001	

P19 35 C		Robert CRESSWELL		Kawasaki ZX10R - ODDJOBROB Racing			
IDEAL LAP TIME : 1:59.604		BEST LAP TIME : 2:00.050		DIFFERENCE : 0.446			
LAP	SECTOR 1	SECTOR 2	LAP TIME	MPH	DIFF	TIME OF DAY	
1 -		40.189	2:07.912	83.55	7.862	11:55:59.373	
2 -	1:20.160	<b>39.890</b>	<b>2:00.050 (1)</b>	<b>89.03</b>		<b>11:57:59.423</b>	
3 -	<b>1:19.714</b>	40.702	2:00.416 (2)	88.75	0.366	11:59:59.839	
4 -	1:20.036	40.587	2:00.623 (3)	88.60	0.573	12:02:00.462	
5 -	1:20.802	40.401	2:01.203	88.18	1.153	12:04:01.665	
6 -	1:20.890	40.566	2:01.456	87.99	1.406	12:06:03.121	
7 -	1:20.400	40.636	2:01.036	88.30	0.986	12:08:04.157	
8 -	1:21.036	40.713	2:01.749	87.78	1.699	12:10:05.906	

P20 76		Jason BYARD		Yamaha R1 - May Construction			
IDEAL LAP TIME : 2:00.007		BEST LAP TIME : 2:00.190		DIFFERENCE : 0.183			
LAP	SECTOR 1	SECTOR 2	LAP TIME	MPH	DIFF	TIME OF DAY	
1 -		40.669	2:10.637	81.81	10.447	11:56:02.098	
2 -	1:20.755	40.106	2:00.861	88.43	0.671	11:58:02.959	
3 -	1:20.290	<b>39.900</b>	<b>2:00.190 (1)</b>	<b>88.92</b>		<b>12:00:03.149</b>	
4 -	1:20.443	39.994	2:00.437 (2)	88.74	0.247	12:02:03.586	
5 -	1:20.839	40.659	2:01.498	87.96	1.308	12:04:05.084	
6 -	1:20.200	40.368	2:00.568	88.64	0.378	12:06:05.652	
7 -	<b>1:20.107</b>	40.393	2:00.500 (3)	88.69	0.310	12:08:06.152	
8 -	1:21.333	40.605	2:01.938	87.65	1.748	12:10:08.090	

Weather / Track : Sunny / Dry

Snetterton 300  
Circuit Length = 2.9689 miles  
Start: 11:53 Flag 12:09 End: 12:11

# BMCRC - MRO Championships 2021 - Rnd 2 @ Snetterton 300

MRO Powerbikes inc Clubman 1000

## RACE 7 - SECTOR ANALYSIS



SECTOR 1 = FL to I1, SECTOR 2 = I1 to FL, DIFF = Difference To Personal Best Lap, P = Crossed Finish Line in Pit Lane, D = Time Disallowed

<b>P21</b>	<b>15 C</b>	<b>Mariusz SIEMIENIUK-JUZWIUK</b>	BMW S 1000 RR - BELMONT AUTO SERVICE
IDEAL LAP TIME : 2:00.189		BEST LAP TIME : 2:00.313	DIFFERENCE : 0.124

LAP	SECTOR 1	SECTOR 2	LAP TIME	MPH	DIFF	TIME OF DAY
1 -		40.552	2:10.935	81.62	10.622	11:56:02.396
2 -	1:20.800	40.113	2:00.913	88.39	0.600	11:58:03.309
3 -	1:20.682	<b>39.858</b>	2:00.540 (2)	88.66	0.227	12:00:03.849
4 -	1:20.746	40.176	2:00.922	88.38	0.609	12:02:04.771
5 -	1:20.837	40.368	2:01.205	88.18	0.892	12:04:05.976
6 -	1:20.458	40.118	2:00.576 (3)	88.64	0.263	12:06:06.552
7 -	<b>1:20.331</b>	39.982	<b>2:00.313 (1)</b>	<b>88.83</b>		<b>12:08:06.865</b>
8 -	1:20.736	40.540	2:01.276	88.13	0.963	12:10:08.141

<b>P22</b>	<b>32</b>	<b>Martin MORRIS</b>	BMW S1000RR - Morris Racing, Obsession Engineering
IDEAL LAP TIME : 1:57.608		BEST LAP TIME : 1:57.861	DIFFERENCE : 0.253

LAP	SECTOR 1	SECTOR 2	LAP TIME	MPH	DIFF	TIME OF DAY
1 -		40.318	2:11.545	81.25	13.684	11:56:03.006
2 -	1:20.369	40.342	2:00.711	88.54	2.850	11:58:03.717
3 -	1:22.086	39.931	2:02.017	87.59	4.156	12:00:05.734
4 -	1:20.216	40.309	2:00.525 (3)	88.67	2.664	12:02:06.259
5 -	1:20.007	49.134	2:09.141	82.76	11.280	12:04:15.400
6 -	1:20.459	40.139	2:00.598	88.62	2.737	12:06:15.998
7 -	1:19.010	<b>39.198</b>	1:58.208 (2)	90.41	0.347	12:08:14.206
8 -	<b>1:18.410</b>	39.451	<b>1:57.861 (1)</b>	<b>90.68</b>		<b>12:10:12.067</b>

<b>P23</b>	<b>277 C</b>	<b>Adrian AVERRE</b>	Yamaha R1 - Ryders Alley Racing
IDEAL LAP TIME : 2:01.643		BEST LAP TIME : 2:01.643	DIFFERENCE : 0.000

LAP	SECTOR 1	SECTOR 2	LAP TIME	MPH	DIFF	TIME OF DAY
1 -		41.336	2:13.499	80.06	11.856	11:56:04.960
2 -	<b>1:20.800</b>	<b>40.843</b>	<b>2:01.643 (1)</b>	<b>87.86</b>		<b>11:58:06.603</b>
3 -	1:21.541	40.866	2:02.407 (2)	87.31	0.764	12:00:09.010
4 -	1:21.744	42.945	2:04.689	85.71	3.046	12:02:13.699
5 -	1:21.871	41.760	2:03.631	86.45	1.988	12:04:17.330
6 -	1:21.657	41.776	2:03.433 (3)	86.59	1.790	12:06:20.763
7 -	1:22.578	41.286	2:03.864	86.28	2.221	12:08:24.627
8 -	1:21.954	41.588	2:03.542	86.51	1.899	12:10:28.169

<b>P24</b>	<b>50 C</b>	<b>Dan WELFORD</b>	Suzuki GSXR 1000 - SEG Sussex Electric Gates/
IDEAL LAP TIME : 2:01.908		BEST LAP TIME : 2:02.793	DIFFERENCE : 0.885

LAP	SECTOR 1	SECTOR 2	LAP TIME	MPH	DIFF	TIME OF DAY
1 -		42.149	2:15.745	78.73	12.952	11:56:07.206
2 -	1:22.393	42.030	2:04.423	85.90	1.630	11:58:11.629
3 -	1:21.892	41.621	2:03.513 (3)	86.53	0.720	12:00:15.142
4 -	1:22.879	<b>41.291</b>	2:04.170	86.07	1.377	12:02:19.312
5 -	1:21.683	41.817	2:03.500 (2)	86.54	0.707	12:04:22.812
6 -	<b>1:20.617</b>	42.176	<b>2:02.793 (1)</b>	<b>87.04</b>		<b>12:06:25.605</b>
7 -	1:21.842	41.908	2:03.750	86.36	0.957	12:08:29.355
8 -	1:23.096	41.658	2:04.754	85.67	1.961	12:10:34.109

Weather / Track : Sunny / Dry

Snetterton 300  
Circuit Length = 2.9689 miles  
Start: 11:53 Flag 12:09 End: 12:11



# BMCRC - MRO Championships 2021 - Rnd 2 @ Snetterton 300

MRO Powerbikes inc Clubman 1000

## RACE 7 - SECTOR ANALYSIS



SECTOR 1 = FL to I1, SECTOR 2 = I1 to FL, DIFF = Difference To Personal Best Lap, P = Crossed Finish Line in Pit Lane, D = Time Disallowed

P25 333		Andrew HOUGHTON		Ducati 959 -		
IDEAL LAP TIME :		BEST LAP TIME : 2:02.484		DIFFERENCE :		
LAP	SECTOR 1	SECTOR 2	LAP TIME	MPH	DIFF	TIME OF DAY
1 -			2:16.546	78.27	14.061	11:56:08.007
2 -			2:04.990	85.51	2.505	11:58:12.997
3 -			2:03.939	86.23	1.454	12:00:16.936
4 -			2:02.936 (2)	86.94	0.451	12:02:19.872
5 -			2:03.547 (3)	86.51	1.062	12:04:23.419
6 -			<b>2:02.484 (1)</b>	<b>87.26</b>		<b>12:06:25.903</b>
7 -			2:03.657	86.43	1.173	12:08:29.561
8 -			2:05.180	85.38	2.695	12:10:34.741

P26 46 C		Simon GATES		Kawasaki ZX10R - Team Kawafati		
IDEAL LAP TIME : 2:02.179		BEST LAP TIME : 2:02.665		DIFFERENCE : 0.486		
LAP	SECTOR 1	SECTOR 2	LAP TIME	MPH	DIFF	TIME OF DAY
1 -		42.175	2:16.192	78.47	13.527	11:56:07.653
2 -	1:22.244	42.205	2:04.449	85.88	1.784	11:58:12.102
3 -	1:21.863	41.529	2:03.392 (2)	86.61	0.727	12:00:15.494
4 -	1:22.455	<b>41.008</b>	2:03.463 (3)	86.56	0.798	12:02:18.957
5 -	1:22.159	42.067	2:04.226	86.03	1.561	12:04:23.183
6 -	<b>1:21.171</b>	41.494	<b>2:02.665 (1)</b>	<b>87.13</b>		<b>12:06:25.848</b>
7 -	1:22.425	41.703	2:04.128	86.10	1.463	12:08:29.976
8 -	1:22.999	41.920	2:04.919	85.56	2.254	12:10:34.895

P27 84 C		Tunc GUNERGUN		Aprilia RSV4 RF - 1 - BIKERSWORLD		
IDEAL LAP TIME : 2:02.576		BEST LAP TIME : 2:02.796		DIFFERENCE : 0.220		
LAP	SECTOR 1	SECTOR 2	LAP TIME	MPH	DIFF	TIME OF DAY
1 -		41.985	2:16.442	78.33	13.646	11:56:07.903
2 -	1:23.088	41.651	2:04.739	85.68	1.943	11:58:12.642
3 -	1:23.882	41.766	2:05.648	85.06	2.852	12:00:18.290
4 -	1:23.882	41.750	2:05.632	85.07	2.836	12:02:23.922
5 -	1:22.500	41.713	2:04.213 (3)	86.04	1.417	12:04:28.135
6 -	1:22.875	41.566	2:04.441	85.88	1.645	12:06:32.576
7 -	<b>1:21.612</b>	41.285	2:02.897 (2)	86.96	0.101	12:08:35.473
8 -	1:21.832	<b>40.964</b>	<b>2:02.796 (1)</b>	<b>87.03</b>		<b>12:10:38.269</b>

P28 45 C		Tom STEVENS		Ducati 959 -		
IDEAL LAP TIME : 2:03.525		BEST LAP TIME : 2:03.688		DIFFERENCE : 0.163		
LAP	SECTOR 1	SECTOR 2	LAP TIME	MPH	DIFF	TIME OF DAY
1 -		41.927	2:17.876	77.51	14.188	11:56:09.337
2 -	1:23.127	<b>41.637</b>	2:04.764	85.66	1.076	11:58:14.101
3 -	1:22.817	42.103	2:04.920	85.55	1.232	12:00:19.021
4 -	1:23.583	41.847	2:05.430	85.21	1.742	12:02:24.451
5 -	1:22.395	41.788	2:04.183 (3)	86.06	0.495	12:04:28.634
6 -	1:22.331	41.813	2:04.144 (2)	86.09	0.456	12:06:32.778
7 -	1:23.323	42.002	2:05.325	85.28	1.637	12:08:38.103
8 -	<b>1:21.888</b>	41.800	<b>2:03.688 (1)</b>	<b>86.41</b>		<b>12:10:41.791</b>

Weather / Track : Sunny / Dry

Snetterton 300  
Circuit Length = 2.9689 miles  
Start: 11:53 Flag 12:09 End: 12:11

# BMCRC - MRO Championships 2021 - Rnd 2 @ Snetterton 300

MRO Powerbikes inc Clubman 1000

## RACE 7 - SECTOR ANALYSIS



SECTOR 1 = FL to I1, SECTOR 2 = I1 to FL, DIFF = Difference To Personal Best Lap, P = Crossed Finish Line in Pit Lane, D = Time Disallowed

P29 833		Talan SKEELS-PIGGINS		Yamaha R1 - Talan Racing		
IDEAL LAP TIME : 2:05.768		BEST LAP TIME : 2:06.060		DIFFERENCE : 0.292		
LAP	SECTOR 1	SECTOR 2	LAP TIME	MPH	DIFF	TIME OF DAY
1 -		<b>41.883</b>	2:17.349	77.81	11.289	11:56:08.810
2 -	1:24.632	42.092	2:06.724 (3)	84.34	0.664	11:58:15.534
3 -	<b>1:23.885</b>	42.175	<b>2:06.060 (1)</b>	<b>84.78</b>		<b>12:00:21.594</b>
4 -	1:24.152	42.567	2:06.719 (2)	84.34	0.659	12:02:28.313
5 -	1:25.180	42.578	2:07.758	83.65	1.698	12:04:36.071
6 -	1:24.355	42.468	2:06.823	84.27	0.763	12:06:42.894
7 -	1:25.133	42.701	2:07.834	83.60	1.774	12:08:50.728
8 -	1:28.731	43.659	2:12.390	80.73	6.330	12:11:03.118

P30 711		Ritchie THORNTON		Kawasaki ZX10R - Team 71		
IDEAL LAP TIME : 1:55.013		BEST LAP TIME : 1:55.100		DIFFERENCE : 0.087		
LAP	SECTOR 1	SECTOR 2	LAP TIME	MPH	DIFF	TIME OF DAY
1 -		38.587	2:01.146	88.22	6.046	11:55:52.607
2 -	1:17.451	38.612	1:56.063 (3)	92.08	0.963	11:57:48.670
3 -	<b>1:16.750</b>	38.350	<b>1:55.100 (1)</b>	<b>92.85</b>		<b>11:59:43.770</b>
4 -	1:17.074	<b>38.263</b>	1:55.337 (2)	92.66	0.237	12:01:39.107
5 -	1:17.668	38.574	1:56.242	91.94	1.142	12:03:35.349

P31 43		Steve PALMER		Suzuki GSXR1000 K6 - K6/Mk1 Transit racing		
IDEAL LAP TIME : 1:59.474		BEST LAP TIME : 1:59.792		DIFFERENCE : 0.318		
LAP	SECTOR 1	SECTOR 2	LAP TIME	MPH	DIFF	TIME OF DAY
1 -		41.181	2:15.141	79.08	15.349	11:56:06.602
2 -	1:20.167	40.336	2:00.503 (3)	88.69	0.711	11:58:07.105
3 -	1:20.398	<b>39.637</b>	2:00.035 (2)	89.04	0.243	12:00:07.140
4 -	<b>1:19.837</b>	39.955	<b>1:59.792 (1)</b>	<b>89.22</b>		<b>12:02:06.932</b>
5 -	1:20.459	40.251	2:00.710	88.54	0.918	12:04:07.642

P32 10		Hayden PLATTON		Kawasaki ZX10 - NR Racing		
IDEAL LAP TIME : 1:57.605		BEST LAP TIME : 1:57.605		DIFFERENCE : 0.000		
LAP	SECTOR 1	SECTOR 2	LAP TIME	MPH	DIFF	TIME OF DAY
1 -		40.567	2:08.212 (3)	83.36	10.607	11:55:59.673
2 -	<b>1:18.366</b>	<b>39.239</b>	<b>1:57.605 (1)</b>	<b>90.88</b>		<b>11:57:57.278</b>
3 -	1:18.704	39.276	1:57.980 (2)	90.59	0.375	11:59:55.258

P33 115		Stacey KILLWORTH		Suzuki GSXR 1000 - Greenplant/Everns		
IDEAL LAP TIME : 2:00.341		BEST LAP TIME : 2:09.354		DIFFERENCE : 9.013		
LAP	SECTOR 1	SECTOR 2	LAP TIME	MPH	DIFF	TIME OF DAY
1 -		<b>40.258</b>	<b>2:09.354 (1)</b>	<b>82.62</b>		<b>11:56:00.815</b>

P34 90 C		Edward WATSON		Suzuki GSXR 1000 - TEA Time Racing		
IDEAL LAP TIME :		BEST LAP TIME : 2:14.558		DIFFERENCE :		
LAP	SECTOR 1	SECTOR 2	LAP TIME	MPH	DIFF	TIME OF DAY
1 -		<b>42.152</b>	<b>2:14.558 (1)</b>	<b>79.43</b>		<b>11:56:06.019</b>

Weather / Track : Sunny / Dry

Snetterton 300  
 Circuit Length = 2.9689 miles  
 Start: 11:53 Flag 12:09 End: 12:11

# BMCRC - MRO Championships 2021 - Rnd 2 @ Snetterton 300

## MRO Powerbikes inc Clubman 1000

### RACE 7 - BEST SECTORS

SECTOR 1			SECTOR 2			IDEAL / BEST COMPARISON						
POS	NO	NAME	TIME	NO	NAME	TIME	POS	NO	NAME	IDEAL	BEST	DIFF
									<b>PERFECT LAP</b>	<b>1:54.117</b>		
1	48	WILSON	1:16.247	72	O'BRIEN	37.870	1	40	PATMORE	1:54.205	1:54.401	0.196
2	40	PATMORE	1:16.264	40	PATMORE	37.941	2	48	WILSON	1:54.240	1:54.774	0.534
3	72	O'BRIEN	1:16.488	48	WILSON	37.993	3	72	O'BRIEN	1:54.358	1:54.358	0.000
4	17	BAKER	1:16.696	17	BAKER	38.231	4	17	BAKER	1:54.927	1:55.011	0.084
5	711	THORNTON	1:16.750	711	THORNTON	38.263	5	711	THORNTON	1:55.013	1:55.100	0.087
6	54	HENEZHAN	1:16.927	54	HENEZHAN	38.563	6	54	HENEZHAN	1:55.490	1:55.577	0.087
7	98	DICKINSON	1:17.865	9	DIXON	38.883	7	98	DICKINSON	1:56.815	1:56.850	0.035
8	52	COTGROVE	1:17.952	98	DICKINSON	38.950	8	9	DIXON	1:56.994	1:57.375	0.381
9	188	TIBBLE	1:18.027	58	FRETWELL	38.983	9	188	TIBBLE	1:57.294	1:57.416	0.122
10	9	DIXON	1:18.111	88	HALLIDAY	39.137	10	71	NORTON	1:57.345	1:57.580	0.235
11	71	NORTON	1:18.208	71	NORTON	39.137	11	52	COTGROVE	1:57.400	1:57.564	0.164
12	10	PLATTON	1:18.366	32	MORRIS	39.198	12	88	HALLIDAY	1:57.538	1:57.748	0.210
13	88	HALLIDAY	1:18.401	10	PLATTON	39.239	13	10	PLATTON	1:57.605	1:57.605	0.000
14	32	MORRIS	1:18.410	33	NEEVES	39.265	14	32	MORRIS	1:57.608	1:57.861	0.253
15	33	NEEVES	1:18.566	188	TIBBLE	39.267	15	33	NEEVES	1:57.831	1:58.148	0.317
16	83	SIGGS	1:18.763	83	SIGGS	39.444	16	58	FRETWELL	1:57.928	1:58.292	0.364
17	56	SMITH	1:18.879	52	COTGROVE	39.448	17	83	SIGGS	1:58.207	1:58.216	0.009
18	58	FRETWELL	1:18.945	56	SMITH	39.525	18	56	SMITH	1:58.404	1:58.581	0.177
19	21	CROUCHER	1:19.138	43	PALMER	39.637	19	21	CROUCHER	1:58.845	1:58.845	0.000
20	211	WHITCHER	1:19.206	21	CROUCHER	39.707	20	24	SMITH	1:59.052	1:59.502	0.450
21	24	SMITH	1:19.248	24	SMITH	39.804	21	211	WHITCHER	1:59.089	1:59.515	0.426
22	35	CRESSWELL	1:19.714	15	SIEMIENIUK-JUZWIUK	39.858	22	43	PALMER	1:59.474	1:59.792	0.318
23	43	PALMER	1:19.837	211	WHITCHER	39.883	23	35	CRESSWELL	1:59.604	2:00.050	0.446
24	115	KILLWORTH	1:20.083	35	CRESSWELL	39.890	24	76	BYARD	2:00.007	2:00.190	0.183
25	76	BYARD	1:20.107	76	BYARD	39.900	25	15	SIEMIENIUK-JUZWIU	2:00.189	2:00.313	0.124
26	15	SIEMIENIUK-JUZWIUK	1:20.331	115	KILLWORTH	40.258	26	115	KILLWORTH	2:00.341	2:09.354	9.013
27	50	WELFORD	1:20.617	277	AVERRE	40.843	27	277	AVERRE	2:01.643	2:01.643	0.000
28	277	AVERRE	1:20.800	84	GUNERGUN	40.964	28	50	WELFORD	2:01.908	2:02.793	0.885
29	46	GATES	1:21.171	46	GATES	41.008	29	46	GATES	2:02.179	2:02.665	0.486
30	84	GUNERGUN	1:21.612	50	WELFORD	41.291	30	84	GUNERGUN	2:02.576	2:02.796	0.220
31	45	STEVENS	1:21.888	45	STEVENS	41.637	31	45	STEVENS	2:03.525	2:03.688	0.163
32	833	SKEELS-PIGGINS	1:23.885	833	SKEELS-PIGGINS	41.883	32	833	SKEELS-PIGGINS	2:05.768	2:06.060	0.292
33				90	WATSON	42.152	33	333	HOUGHTON		2:02.484	
34							34	90	WATSON		2:14.558	
35												
36												

Weather / Track : Sunny / Dry

Results can be found at [www.tsl-timing.com](http://www.tsl-timing.com)

Snetterton 300

Circuit Length = 2.9689 miles

Start: 11:53 Flag 12:09 End: 12:11

Printed - 12:14 Sunday, 30 May 2021

# BMCRC - MRO Championships 2021 - Rnd 2 @ Snetterton 300

## MRO Powerbikes inc Clubman 1000

### RACE 7 - STATISTICS

<b>Competitors Started</b>	35
<b>Planned Start</b>	2021-05-30 @ 11:45:00.000
<b>Actual Start</b>	2021-05-30 @ 11:53:51.460
<b>Finish Time</b>	2021-05-30 @ 12:09:19.425
<b>Track Length</b>	2.9689mi.
<b>Total Laps</b>	247
<b>Total Distance Covered</b>	733.3211mi.

#### Session Fastest Lap History

NO	CL	NAME	LAP TIME	TIME OF DAY	LAP	VEHICLE
72		Michael O'BRIEN	<b>2:00.784</b>	11:55:52.261	1	Yamaha R1
72		Michael O'BRIEN	<b>1:55.303</b>	11:57:47.563	2	Yamaha R1
48		Nicky WILSON	<b>1:54.908</b>	11:57:47.927	2	Suzuki GSXR 1000
48		Nicky WILSON	<b>1:54.774</b>	11:59:42.702	3	Suzuki GSXR 1000
40		Aiden PATMORE	<b>1:54.620</b>	12:07:25.048	7	BMW S1000RR
40		Aiden PATMORE	<b>1:54.401</b>	12:09:19.448	8	BMW S1000RR
72		Michael O'BRIEN	<b>1:54.358</b>	12:09:19.463	8	Yamaha R1

#### Session Leader History

NO	CL	NAME	FROM LAP	LAPS LED	DISTANCE	VEHICLE
72		Michael O'BRIEN	1	2	5.93 miles	Yamaha R1
48		Nicky WILSON	3	3	8.90 miles	Suzuki GSXR 1000
40		Aiden PATMORE	6	3	8.90 miles	BMW S1000RR

#### Flag History

TYPE	TIME OF DAY
GREEN	11:53:51.460
FINISH	12:09:19.425

#### Flag Statistics

TYPE	COUNT	TOTAL LAPS	TOTAL TIME
Green	1	8	17:17.352
Red	0	0	0.000
Safety Car	0	0	0.000
FCY	0	0	0.000

# BMCRC - MRO Championships 2021 - Rnd 2 @ Snetterton 300

## MRO Powerbikes inc Clubman 1000

### RACE 7 - STATISTICS

CLASS :

22 Starters

#### Fastest Lap History

NO	NAME	LAP TIME	TIME OF DAY	LAP	VEHICLE
72	Michael O'BRIEN	<b>2:00.784</b>	11:55:52.261	1	Yamaha R1
72	Michael O'BRIEN	<b>1:55.303</b>	11:57:47.563	2	Yamaha R1
48	Nicky WILSON	<b>1:54.908</b>	11:57:47.927	2	Suzuki GSXR 1000
48	Nicky WILSON	<b>1:54.774</b>	11:59:42.702	3	Suzuki GSXR 1000
40	Aiden PATMORE	<b>1:54.620</b>	12:07:25.048	7	BMW S1000RR
40	Aiden PATMORE	<b>1:54.401</b>	12:09:19.448	8	BMW S1000RR
72	Michael O'BRIEN	<b>1:54.358</b>	12:09:19.463	8	Yamaha R1

#### Leader History

NO	NAME	FROM LAP	LAPS LED	DISTANCE	VEHICLE
72	Michael O'BRIEN	1	2	5.93 miles	Yamaha R1
48	Nicky WILSON	3	3	8.90 miles	Suzuki GSXR 1000
40	Aiden PATMORE	6	3	8.90 miles	BMW S1000RR

# BMCRC - MRO Championships 2021 - Rnd 2 @ Snetterton 300

## MRO Powerbikes inc Clubman 1000

### RACE 7 - STATISTICS

CLASS : C

13 Starters

#### Fastest Lap History

NO	NAME	LAP TIME	TIME OF DAY	LAP	VEHICLE
9	Luke DIXON	2:05.784	11:55:57.261	1	BMW S1000RR
9	Luke DIXON	1:58.786	11:57:56.047	2	BMW S1000RR
88	Scott HALLIDAY	1:58.666	11:57:57.884	2	Suzuki GSXR 1000
88	Scott HALLIDAY	1:58.146	11:59:56.029	3	Suzuki GSXR 1000
9	Luke DIXON	1:57.375	12:03:52.951	5	BMW S1000RR

#### Leader History

NO	NAME	FROM LAP	LAPS LED	DISTANCE	VEHICLE
9	Luke DIXON	1	8	23.75 miles	BMW S1000RR

# BMCRC - MRO Championships 2021 - Rnd 2 @ Snetterton 300



## MRO Powerbikes inc Clubman 1000

### RACE 17 - GRID (8 Laps)

ROW 14	42	833	Talan SKEELS-PIGGINS	2:06.060	41	333	Andrew HOUGHTON	2:02.484	40	92	Josh WOOD	
ROW 13		39	41	David ABRAHAM		38	82	Adrian LEWIS		37	113	Graeme HARDIE
ROW 12	36	129	Cecil DINSMORE		35	173	Stephen DRAPER		34	152	Barry MANTELL	
ROW 11		33	2	Peter BAKER		32	90	Edward WATSON	2:14.558	31	115	Stacey KILLWORTH
ROW 10	30	45	Tom STEVENS	2:03.688	29	84	Tunc GUNERGUN	2:02.796	28	50	Dan WELFORD	
ROW 9		27	46	Simon GATES	2:02.665	26	277	Adrian AVERRE	2:01.643	25	15	Mariusz SIEMIENIUK-JUZWIUK
ROW 8	24	76	Jason BYARD	2:00.190	23	35	Robert CRESSWELL	2:00.050	22	43	Steve PALMER	
ROW 7		21	211	Nick WHITCHER	1:59.515	20	24	Alan SMITH	1:59.502	19	21	Jack CROUCHER
ROW 6	18	56	Mike SMITH	1:58.581	17	58	Kenny FRETWELL	1:58.292	16	83	Jason SIGGS	
ROW 5		15	33	Michael NEEVES	1:58.148	14	32	Martin MORRIS	1:57.861	13	88	Scott HALLIDAY
ROW 4	12	10	Hayden PLATTON	1:57.605	11	71	Tom NORTON	1:57.580	10	52	Ben COTGROVE	
ROW 3		9	188	Jamie TIBBLE	1:57.416	8	9	Luke DIXON	1:57.375	7	98	Rick DICKINSON
ROW 2	6	54	Steve HENEGHAN	1:55.577	5	711	Ritchie THORNTON	1:55.100	4	17	Philip BAKER	
ROW 1		3	48	Nicky WILSON	1:54.774	2	40	Aiden PATMORE	1:54.401	1	72	Michael O'BRIEN
											<b>Pole</b>	

Snetterton 300

Circuit Length = 2.9689 miles

These results are provisional until the conclusion of any judicial and technical matters.

Clerk Of Course :	Stewards :	Timekeeper : Craig Smith
-------------------	------------	--------------------------

Results can be found at [www.tsl-timing.com](http://www.tsl-timing.com)

Printed - 12:16 Sunday, 30 May 2021



# BMCRC - MRO Championships 2021 - Rnd 2 @ Snetterton 300



## MRO Powerbikes inc Clubman 1000

### RACE 17 - CLASSIFICATION

POS	NO	CL	PIC NAME	ENTRY	LAPS	TIME	GAP	DIFF	MPH	BEST	ON
1	40		1 Aiden PATMORE	BMW S1000RR - TBR performance/NW roofing	8	15:28.659			92.07	1:55.104	3
2	48		2 Nicky WILSON	Suzuki GSXR 1000 - Demon GP/Haslemere Motorcy	8	15:28.806	0.147	0.147	92.05	1:54.781	2
3	72		3 Michael O'BRIEN	Yamaha R1 -	8	15:28.997	0.338	0.191	92.03	1:54.300	2
4	17		4 Philip BAKER	BMW S1000RR - R & M plant Theo & Debbie	8	15:35.125	6.466	6.128	91.43	1:55.529	8
5	711		5 Ritchie THORNTON	Kawasaki ZX10R - Team 71	8	15:35.205	6.546	0.080	91.42	1:55.503	8
6	9	C	1 Luke DIXON	BMW S1000RR -	8	15:36.535	7.876	1.330	91.29	1:55.723	5
7	188		6 Jamie TIBBLE	Kawasaki ZX10 - Team Tibble	8	15:43.703	15.044	7.168	90.60	1:56.558	6
8	98		7 Rick DICKINSON	BMW S1000RR - MotorcycleRaceParts.co.uk	8	15:46.855	18.196	3.152	90.30	1:56.047	3
9	33		8 Michael NEEVES	BMW S1000RR - Prime Factors Racing	8	15:54.724	26.065	7.869	89.55	1:57.957	4
10	32		9 Martin MORRIS	BMW S1000RR - Morris Racing, Obsession Enginee	8	15:57.501	28.842	2.777	89.29	1:56.488	8
11	71		10 Tom NORTON	Kawasaki ZX10 -	8	16:01.319	32.660	3.818	88.94	1:58.760	7
12	83	C	2 Jason SIGGS	Yamaha R1 - J Siggs Construction	8	16:01.812	33.153	0.493	88.89	1:58.095	4
13	88	C	3 Scott HALLIDAY	Suzuki GSXR 1000 - Performance fitness gym	8	16:03.443	34.784	1.631	88.74	1:57.964	2
14	52		11 Ben COTGROVE	Yamaha R1M - MFR	8	16:05.346	36.687	1.903	88.57	1:59.166	7
15	56		12 Mike SMITH	Kawasaki ZX10R - Smiffs Garage	8	16:07.226	38.567	1.880	88.40	1:58.963	4
16	58	C	4 Kenny FRETWELL	Suzuki GSXR 1000 -	8	16:08.631	39.972	1.405	88.27	1:58.800	5
17	21		13 Jack CROUCHER	BMW S1000RR - Trendy lofts	8	16:09.244	40.585	0.613	88.21	1:59.762	6
18	10		14 Hayden PLATTON	Kawasaki ZX10 - NR Racing	8	16:16.113	47.454	6.869	87.59	2:00.362	8
19	24		15 Alan SMITH	Kawasaki ZX10R - Orwells Mcs	8	16:16.337	47.678	0.224	87.57	2:00.216	8
20	211	C	5 Nick WHITCHER	Kawasaki ZX10R -	8	16:17.247	48.588	0.910	87.49	2:00.387	4
21	46	C	6 Simon GATES	Kawasaki ZX10R - Team Kawafati	8	16:31.059	1:02.400	13.812	86.27	2:01.750	8
22	277	C	7 Adrian AVERRE	Yamaha R1 - Ryders Alley Racing	8	16:35.972	1:07.313	4.913	85.85	2:02.723	6
23	333		16 Andrew HOUGHTON	Ducati 959 -	8	16:43.306	1:14.647	7.334	85.22	2:02.873	4
24	45	C	8 Tom STEVENS	Ducati 959 -	8	16:51.554	1:22.895	8.248	84.52	2:03.163	7
25	84	C	9 Tunc GUNERGUN	Aprilia RSV4 RF - 1 - BIKERSWORLD	8	17:06.576	1:37.917	15.022	83.29	2:04.960	5

#### NOT CLASSIFIED

DNF	76		Jason BYARD	Yamaha R1 - May Construction	6	12:24.454	2 Laps	2 Laps	86.14	2:00.616	3
DNF	50	C	Dan WELFORD	Suzuki GSXR 1000 - SEG Sussex Electric Gates/	6	12:41.764	2 Laps	17.310	84.18	2:04.212	6
DNF	90	C	Edward WATSON	Suzuki GSXR 1000 - TEA Time Racing	6	12:44.830	2 Laps	3.066	83.84	2:04.899	2
DNF	15	C	Mariusz SIEMIENIUK-JUZWIUK	BMW S 1000 RR - BELMONT AUTO SERVICE	4	8:18.142	4 Laps	2 Laps	85.82	2:01.701	3
DNF	35	C	Robert CRESSWELL	Kawasaki ZX10R - ODDJOBROB Racing	2	4:12.009	6 Laps	2 Laps	84.82	2:02.589	2
DNF	54		Steve HENEGHAN	Ducati PANIGALE V4S - ReactiveParts.com	0						

#### FASTEST LAP

72			Michael O'BRIEN	Yamaha R1 -	2	1:54.300			93.50 mph	150.48 kph	
9	C		Luke DIXON	BMW S1000RR -	5	1:55.723			92.35 mph	148.63 kph	

Class - 92.5% of Race Speed = 85.16 mph  
 Class C - 92.5% of Race Speed = 84.44 mph

Weather / Track : Sunny / Dry

These results are provisional until the conclusion of any judicial and technical matters.

Snetterton 300: 2.9689 miles  
 Race Distance: 8 Laps / 23.75 miles  
 Start: 16:22 Flag 16:38 End: 16:40

Clerk Of Course :	Stewards :	Timekeeper : Craig Smith
-------------------	------------	--------------------------

Results can be found at [www.tsl-timing.com](http://www.tsl-timing.com)

Printed - 16:40 Sunday, 30 May 2021





# BMCRC - MRO Championships 2021 - Rnd 2 @ Snetterton 300

## MRO Powerbikes inc Clubman 1000

### RACE 17 - LAP CHART

LAP 1 @ 16:24:43.852			45 26.114 2:06.043			45 47.648 2:06.204			LAP 7 @ 16:36:16.634		
NO	BEHIND	LAP TIME	LAP 3 @ 16:28:34.194			LAP 5 @ 16:32:25.593			NO	BEHIND	LAP TIME
40		2:00.645	NO	BEHIND	LAP TIME	NO	BEHIND	LAP TIME	40		1:55.211
48	0.770	2:01.415	48		1:54.791	40		1:55.637	48	0.450	1:55.303
72	1.298	2:01.943	40	0.217	1:55.104	72	0.100	1:55.647	72	0.538	1:55.667
17	2.012	2:02.657	72	0.319	1:55.063	48	0.288	1:56.146	17	6.169	1:55.874
711	2.225	2:02.870	17	4.751	1:56.363	17	5.315	1:55.876	711	6.275	1:55.702
9	2.336	2:02.981	9	5.235	1:56.629	711	5.531	1:55.714	9	7.256	1:55.831
98	3.737	2:04.382	711	5.308	1:56.376	9	5.910	1:55.723	188	13.505	1:56.663
188	4.268	2:04.913	98	6.714	1:56.047	98	9.121	1:57.161	98	14.555	1:58.634
88	4.524	2:05.169	188	9.294	1:57.404	188	11.325	1:56.807	33	23.074	1:57.971
33	5.733	2:06.378	88	10.611	1:58.465	33	18.116	1:58.670	32	27.586	1:57.785
52	5.775	2:06.420	33	12.888	1:58.274	88	18.334	2:00.119	71	28.477	1:58.760
71	6.157	2:06.802	71	15.011	1:59.421	71	21.709	1:58.968	88	29.546	2:01.359
83	8.235	2:08.880	52	16.627	2:00.916	83	22.255	1:58.854	83	29.691	1:58.952
56	8.403	2:09.048	83	16.705	1:59.649	32	22.344	1:57.295	52	31.961	1:59.166
10	8.451	2:09.096	56	16.725	1:59.150	56	23.917	1:59.628	56	32.631	1:59.928
21	8.538	2:09.183	32	17.270	1:57.085	52	24.552	1:59.439	58	35.595	1:59.983
35	8.775	2:09.420	21	18.495	1:59.772	21	27.359	2:00.412	21	36.039	1:59.959
58	9.270	2:09.915	58	20.364	1:59.749	58	27.489	1:58.800	10	42.324	2:00.947
32	9.315	2:09.960	10	22.269	2:02.013	10	31.945	2:00.538	24	42.694	2:00.490
211	9.410	2:10.055	211	22.638	2:00.707	24	32.272	2:00.236	211	42.917	2:01.085
24	9.991	2:10.636	24	22.970	2:01.089	211	32.296	2:00.670	46	55.882	2:02.300
46	10.860	2:11.505	15	25.172	2:01.701	76	39.716	2:00.908	277	58.407	2:03.894
15	10.943	2:11.588	46	26.117	2:02.952	46	41.667	2:02.897	333	1:05.708	2:03.858
277	11.669	2:12.314	277	27.939	2:02.903	277	42.831	2:02.911	45	1:14.744	2:03.163
50	14.211	2:14.856	76	28.128	2:00.616	333	49.294	2:02.956	84	1:17.990	2:06.245
76	14.582	2:15.227	333	34.864	2:05.033	50	55.166	2:04.298			
84	14.937	2:15.582	90	36.216	2:05.151	90	56.166	2:05.263			
333	15.490	2:16.135	84	36.547	2:06.284	84	56.349	2:04.960			
45	15.526	2:16.171	50	36.589	2:07.031	45	56.803	2:05.013			
90	16.508	2:17.153	45	36.985	2:05.758						

LAP 2 @ 16:26:39.307			LAP 4 @ 16:30:29.735			LAP 6 @ 16:34:21.423			LAP 8 @ 16:38:11.866		
NO	BEHIND	LAP TIME	NO	BEHIND	LAP TIME	NO	BEHIND	LAP TIME	NO	BEHIND	LAP TIME
40		1:55.455	48		1:55.541	40		1:55.830	40		1:55.232
48	0.096	1:54.781	40	0.221	1:55.545	72	0.082	1:55.812	48	0.147	1:54.929
72	0.143	1:54.300	72	0.311	1:55.533	48	0.358	1:55.900	72	0.338	1:55.032
17	3.275	1:56.718	17	5.297	1:56.087	17	5.506	1:56.021	17	6.466	1:55.529
9	3.493	1:56.612	17	5.297	1:56.087	711	5.784	1:56.083	711	6.546	1:55.503
711	3.819	1:57.049	711	5.675	1:55.908	9	6.636	1:56.556	9	7.876	1:55.852
98	5.554	1:57.272	9	6.045	1:56.351	98	11.132	1:57.841	188	15.044	1:56.771
188	6.777	1:57.964	98	7.818	1:56.645	188	12.053	1:56.558	98	18.196	1:58.873
88	7.033	1:57.964	188	10.376	1:56.623	33	20.314	1:58.028	33	26.065	1:58.223
33	9.501	1:59.223	88	14.073	1:59.003	88	23.398	2:00.894	32	28.842	1:56.488
71	10.477	1:59.775	33	15.304	1:57.957	71	24.928	1:59.049	71	32.660	1:59.415
52	10.598	2:00.278	71	18.599	1:59.129	32	25.012	1:58.498	83	33.153	1:58.694
83	11.943	1:59.163	83	19.259	1:58.095	83	25.950	1:59.525	88	34.784	2:00.470
56	12.462	1:59.514	56	20.147	1:58.963	56	27.914	1:59.827	52	36.687	1:59.958
21	13.610	2:00.527	32	20.907	1:59.178	52	28.006	1:59.284	56	38.567	2:01.168
32	15.072	2:01.212	52	20.971	1:59.885	58	30.823	1:59.164	58	39.972	1:59.609
10	15.143	2:02.147	21	22.805	1:59.851	21	31.291	1:59.762	21	40.585	1:59.778
58	15.502	2:01.687	58	24.547	1:59.724	10	36.588	2:00.473	10	47.454	2:00.362
35	15.909	2:02.589	10	27.265	2:00.537	211	37.043	2:00.577	24	47.678	2:00.216
24	16.768	2:02.232	211	27.484	2:00.387	24	37.415	2:00.973	211	48.588	2:00.903
211	16.818	2:02.863	24	27.894	2:00.465	76	46.238	2:02.352	46	1:02.400	2:01.750
46	18.052	2:02.647	15	31.614	2:01.983	46	48.793	2:02.956	277	1:07.313	2:04.138
15	18.358	2:02.870	46	34.628	2:04.052	277	49.724	2:02.723	333	1:14.647	2:04.171
277	19.923	2:03.709	76	34.666	2:02.079	333	57.061	2:03.597	45	1:22.895	2:03.383
76	22.399	2:03.272	277	35.778	2:03.380	50	1:03.548	2:04.212	84	1:37.917	2:15.159
50	24.445	2:05.689	333	42.196	2:02.873	90	1:06.614	2:06.278			
333	24.718	2:04.683	50	46.726	2:05.678	45	1:06.792	2:05.819			
84	25.150	2:05.668	90	46.761	2:06.086	84	1:06.956	2:06.437			
90	25.952	2:04.899	84	47.247	2:06.241						

Weather / Track : Sunny / Dry

Results can be found at [www.tsl-timing.com](http://www.tsl-timing.com)

Snetterton 300  
Circuit Length = 2.9689 miles  
Start: 16:22 Flag 16:38 End: 16:40

Printed - 16:40 Sunday, 30 May 2021

# BMCRC - MRO Championships 2021 - Rnd 2 @ Snetterton 300

MRO Powerbikes inc Clubman 1000

## RACE 17 - SECTOR ANALYSIS



SECTOR 1 = FL to I1, SECTOR 2 = I1 to FL, DIFF = Difference To Personal Best Lap, P = Crossed Finish Line in Pit Lane, D = Time Disallowed

P1 40		Aiden PATMORE		BMW S1000RR - TBR performance/NW roofing			
IDEAL LAP TIME : 1:54.915		BEST LAP TIME : 1:55.104		DIFFERENCE : 0.189			
LAP	SECTOR 1	SECTOR 2	LAP TIME	MPH	DIFF	TIME OF DAY	
1 -		38.427	2:00.645	88.59	5.541	16:24:43.852	
2 -	1:17.203	38.252	1:55.455	92.57	0.351	16:26:39.307	
3 -	1:16.884	38.220	<b>1:55.104 (1)</b>	<b>92.85</b>		<b>16:28:34.411</b>	
4 -	1:17.150	38.395	1:55.545	92.50	0.441	16:30:29.956	
5 -	1:17.229	38.408	1:55.637	92.42	0.533	16:32:25.593	
6 -	1:17.372	38.458	1:55.830	92.27	0.726	16:34:21.423	
7 -	<b>1:16.834</b>	38.377	1:55.211 (2)	92.76	0.107	16:36:16.634	
8 -	1:17.151	<b>38.081</b>	1:55.232 (3)	92.75	0.128	16:38:11.866	

P2 48		Nicky WILSON		Suzuki GSXR 1000 - Demon GP/Haslemere Motorcycles			
IDEAL LAP TIME : 1:54.452		BEST LAP TIME : 1:54.781		DIFFERENCE : 0.329			
LAP	SECTOR 1	SECTOR 2	LAP TIME	MPH	DIFF	TIME OF DAY	
1 -		38.505	2:01.415	88.02	6.634	16:24:44.622	
2 -	1:16.674	38.107	<b>1:54.781 (1)</b>	<b>93.11</b>		<b>16:26:39.403</b>	
3 -	<b>1:16.353</b>	38.438	1:54.791 (2)	93.10	0.010	16:28:34.194	
4 -	1:17.119	38.422	1:55.541	92.50	0.760	16:30:29.735	
5 -	1:17.894	38.252	1:56.146	92.02	1.365	16:32:25.881	
6 -	1:17.290	38.610	1:55.900	92.21	1.119	16:34:21.781	
7 -	1:16.833	38.470	1:55.303	92.69	0.522	16:36:17.084	
8 -	1:16.830	<b>38.099</b>	1:54.929 (3)	92.99	0.148	16:38:12.013	

P3 72		Michael O'BRIEN		Yamaha R1 -			
IDEAL LAP TIME : 1:54.263		BEST LAP TIME : 1:54.300		DIFFERENCE : 0.037			
LAP	SECTOR 1	SECTOR 2	LAP TIME	MPH	DIFF	TIME OF DAY	
1 -		38.511	2:01.943	87.64	7.643	16:24:45.150	
2 -	<b>1:16.302</b>	37.998	<b>1:54.300 (1)</b>	<b>93.50</b>		<b>16:26:39.450</b>	
3 -	1:16.773	38.290	1:55.063 (3)	92.88	0.763	16:28:34.513	
4 -	1:17.245	38.288	1:55.533	92.51	1.233	16:30:30.046	
5 -	1:17.259	38.388	1:55.647	92.41	1.347	16:32:25.693	
6 -	1:17.333	38.479	1:55.812	92.28	1.512	16:34:21.505	
7 -	1:17.116	38.551	1:55.667	92.40	1.367	16:36:17.172	
8 -	1:17.071	<b>37.961</b>	1:55.032 (2)	92.91	0.732	16:38:12.204	

P4 17		Philip BAKER		BMW S1000RR - R & M plant Theo &Debbie			
IDEAL LAP TIME : 1:55.529		BEST LAP TIME : 1:55.529		DIFFERENCE : 0.000			
LAP	SECTOR 1	SECTOR 2	LAP TIME	MPH	DIFF	TIME OF DAY	
1 -		39.396	2:02.657	87.13	7.128	16:24:45.864	
2 -	1:17.966	38.752	1:56.718	91.57	1.189	16:26:42.582	
3 -	1:17.522	38.841	1:56.363	91.85	0.834	16:28:38.945	
4 -	1:17.656	38.431	1:56.087	92.06	0.558	16:30:35.032	
5 -	1:17.548	38.328	1:55.876 (3)	92.23	0.347	16:32:30.908	
6 -	1:17.787	38.234	1:56.021	92.12	0.492	16:34:26.929	
7 -	1:17.323	38.551	1:55.874 (2)	92.23	0.345	16:36:22.803	
8 -	<b>1:17.322</b>	<b>38.207</b>	<b>1:55.529 (1)</b>	<b>92.51</b>		<b>16:38:18.332</b>	

Weather / Track : Sunny / Dry

Snetterton 300  
 Circuit Length = 2.9689 miles  
 Start: 16:22 Flag 16:38 End: 16:40

# BMCRC - MRO Championships 2021 - Rnd 2 @ Snetterton 300

MRO Powerbikes inc Clubman 1000

## RACE 17 - SECTOR ANALYSIS



SECTOR 1 = FL to I1, SECTOR 2 = I1 to FL, DIFF = Difference To Personal Best Lap, P = Crossed Finish Line in Pit Lane, D = Time Disallowed

P5 711		Ritchie THORNTON		Kawasaki ZX10R - Team 71		
IDEAL LAP TIME : 1:55.207		BEST LAP TIME : 1:55.503		DIFFERENCE : 0.296		
LAP	SECTOR 1	SECTOR 2	LAP TIME	MPH	DIFF	TIME OF DAY
1 -		38.975	2:02.870	86.98	7.367	16:24:46.077
2 -	1:18.256	38.793	1:57.049	91.31	1.546	16:26:43.126
3 -	1:17.686	38.690	1:56.376	91.84	0.873	16:28:39.502
4 -	1:17.651	38.257	1:55.908	92.21	0.405	16:30:35.410
5 -	1:17.274	38.440	1:55.714 (3)	92.36	0.211	16:32:31.124
6 -	1:17.632	38.451	1:56.083	92.07	0.580	16:34:27.207
7 -	<b>1:17.161</b>	38.541	1:55.702 (2)	92.37	0.199	16:36:22.909
8 -	1:17.457	<b>38.046</b>	<b>1:55.503 (1)</b>	<b>92.53</b>		<b>16:38:18.412</b>

P6 9 C		Luke DIXON		BMW S1000RR -		
IDEAL LAP TIME : 1:55.720		BEST LAP TIME : 1:55.723		DIFFERENCE : 0.003		
LAP	SECTOR 1	SECTOR 2	LAP TIME	MPH	DIFF	TIME OF DAY
1 -		38.615	2:02.981	86.90	7.258	16:24:46.188
2 -	1:17.924	38.688	1:56.612	91.65	0.889	16:26:42.800
3 -	1:17.940	38.689	1:56.629	91.64	0.906	16:28:39.429
4 -	1:17.799	38.552	1:56.351	91.86	0.628	16:30:35.780
5 -	<b>1:17.279</b>	38.444	<b>1:55.723 (1)</b>	<b>92.35</b>		<b>16:32:31.503</b>
6 -	1:17.852	38.704	1:56.556	91.69	0.833	16:34:28.059
7 -	1:17.359	38.472	1:55.831 (2)	92.27	0.108	16:36:23.890
8 -	1:17.411	<b>38.441</b>	1:55.852 (3)	92.25	0.129	16:38:19.742

P7 188		Jamie TIBBLE		Kawasaki ZX10 - Team Tibble		
IDEAL LAP TIME : 1:56.461		BEST LAP TIME : 1:56.558		DIFFERENCE : 0.097		
LAP	SECTOR 1	SECTOR 2	LAP TIME	MPH	DIFF	TIME OF DAY
1 -		39.782	2:04.913	85.56	8.355	16:24:48.120
2 -	1:18.563	39.401	1:57.964	90.60	1.406	16:26:46.084
3 -	1:18.217	39.187	1:57.404	91.03	0.846	16:28:43.488
4 -	1:17.567	39.056	1:56.623 (2)	91.64	0.065	16:30:40.111
5 -	1:17.789	39.018	1:56.807	91.50	0.249	16:32:36.918
6 -	<b>1:17.548</b>	39.010	<b>1:56.558 (1)</b>	<b>91.69</b>		<b>16:34:33.476</b>
7 -	1:17.750	<b>38.913</b>	1:56.663 (3)	91.61	0.105	16:36:30.139
8 -	1:17.835	38.936	1:56.771	91.53	0.213	16:38:26.910

P8 98		Rick DICKINSON		BMW S1000RR - MotorcycleRaceParts.co.uk		
IDEAL LAP TIME : 1:55.978		BEST LAP TIME : 1:56.047		DIFFERENCE : 0.069		
LAP	SECTOR 1	SECTOR 2	LAP TIME	MPH	DIFF	TIME OF DAY
1 -		39.161	2:04.382	85.92	8.335	16:24:47.589
2 -	1:17.787	39.485	1:57.272	91.13	1.225	16:26:44.861
3 -	<b>1:17.484</b>	38.563	<b>1:56.047 (1)</b>	<b>92.10</b>		<b>16:28:40.908</b>
4 -	1:18.151	<b>38.494</b>	1:56.645 (2)	91.62	0.598	16:30:37.553
5 -	1:18.251	38.910	1:57.161 (3)	91.22	1.114	16:32:34.714
6 -	1:18.664	39.177	1:57.841	90.69	1.794	16:34:32.555
7 -	1:19.238	39.396	1:58.634	90.09	2.587	16:36:31.189
8 -	1:19.373	39.500	1:58.873	89.91	2.826	16:38:30.062

Weather / Track : Sunny / Dry

Snetterton 300  
Circuit Length = 2.9689 miles  
Start: 16:22 Flag 16:38 End: 16:40

# BMCRC - MRO Championships 2021 - Rnd 2 @ Snetterton 300

MRO Powerbikes inc Clubman 1000

## RACE 17 - SECTOR ANALYSIS



SECTOR 1 = FL to I1, SECTOR 2 = I1 to FL, DIFF = Difference To Personal Best Lap, P = Crossed Finish Line in Pit Lane, D = Time Disallowed

P9 33		Michael NEEVES		BMW S1000RR - Prime Factors Racing			
IDEAL LAP TIME : 1:57.770		BEST LAP TIME : 1:57.957		DIFFERENCE : 0.187			
LAP	SECTOR 1	SECTOR 2	LAP TIME	MPH	DIFF	TIME OF DAY	
1 -		39.416	2:06.378	84.57	8.421	16:24:49.585	
2 -	1:19.619	39.604	1:59.223	89.64	1.266	16:26:48.808	
3 -	1:18.727	39.547	1:58.274	90.36	0.317	16:28:47.082	
<b>4 -</b>	<b>1:18.529</b>	39.428	<b>1:57.957 (1)</b>	<b>90.60</b>		<b>16:30:45.039</b>	
5 -	1:19.152	39.518	1:58.670	90.06	0.713	16:32:43.709	
6 -	1:18.624	39.404	1:58.028 (3)	90.55	0.071	16:34:41.737	
7 -	1:18.693	39.278	1:57.971 (2)	90.59	0.014	16:36:39.708	
8 -	1:18.982	<b>39.241</b>	1:58.223	90.40	0.266	16:38:37.931	

P10 32		Martin MORRIS		BMW S1000RR - Morris Racing, Obsession Engineering			
IDEAL LAP TIME : 1:56.488		BEST LAP TIME : 1:56.488		DIFFERENCE : 0.000			
LAP	SECTOR 1	SECTOR 2	LAP TIME	MPH	DIFF	TIME OF DAY	
1 -		41.125	2:09.960	82.24	13.472	16:24:53.167	
2 -	1:21.278	39.934	2:01.212	88.17	4.724	16:26:54.379	
3 -	1:18.240	38.845	1:57.085 (2)	91.28	0.597	16:28:51.464	
4 -	1:19.084	40.094	1:59.178	89.68	2.690	16:30:50.642	
5 -	1:18.022	39.273	1:57.295 (3)	91.12	0.807	16:32:47.937	
6 -	1:18.623	39.875	1:58.498	90.19	2.010	16:34:46.435	
7 -	1:18.807	38.978	1:57.785	90.74	1.297	16:36:44.220	
<b>8 -</b>	<b>1:17.785</b>	<b>38.703</b>	<b>1:56.488 (1)</b>	<b>91.75</b>		<b>16:38:40.708</b>	

P11 71		Tom NORTON		Kawasaki ZX10 -			
IDEAL LAP TIME : 1:58.720		BEST LAP TIME : 1:58.760		DIFFERENCE : 0.040			
LAP	SECTOR 1	SECTOR 2	LAP TIME	MPH	DIFF	TIME OF DAY	
1 -		39.757	2:06.802	84.28	8.042	16:24:50.009	
2 -	1:19.479	40.296	1:59.775	89.23	1.015	16:26:49.784	
3 -	1:19.659	39.762	1:59.421	89.49	0.661	16:28:49.205	
4 -	1:19.294	39.835	1:59.129	89.71	0.369	16:30:48.334	
5 -	1:19.204	39.764	1:58.968 (2)	89.83	0.208	16:32:47.302	
6 -	<b>1:19.022</b>	40.027	1:59.049 (3)	89.77	0.289	16:34:46.351	
<b>7 -</b>	1:19.062	<b>39.698</b>	<b>1:58.760 (1)</b>	<b>89.99</b>		<b>16:36:45.111</b>	
8 -	1:19.377	40.038	1:59.415	89.50	0.655	16:38:44.526	

P12 83 C		Jason SIGGS		Yamaha R1 - J Siggs Construction			
IDEAL LAP TIME : 1:57.650		BEST LAP TIME : 1:58.095		DIFFERENCE : 0.445			
LAP	SECTOR 1	SECTOR 2	LAP TIME	MPH	DIFF	TIME OF DAY	
1 -		41.057	2:08.880	82.92	10.785	16:24:52.087	
2 -	1:19.645	39.518	1:59.163	89.69	1.068	16:26:51.250	
3 -	1:19.090	40.559	1:59.649	89.32	1.554	16:28:50.899	
<b>4 -</b>	1:18.761	<b>39.334</b>	<b>1:58.095 (1)</b>	<b>90.50</b>		<b>16:30:48.994</b>	
5 -	1:19.081	39.773	1:58.854 (3)	89.92	0.759	16:32:47.848	
6 -	1:19.712	39.813	1:59.525	89.42	1.430	16:34:47.373	
7 -	1:18.529	40.423	1:58.952	89.85	0.857	16:36:46.325	
8 -	<b>1:18.316</b>	40.378	1:58.694 (2)	90.04	0.599	16:38:45.019	

Weather / Track : Sunny / Dry

Snetterton 300  
 Circuit Length = 2.9689 miles  
 Start: 16:22 Flag 16:38 End: 16:40

# BMCRC - MRO Championships 2021 - Rnd 2 @ Snetterton 300

MRO Powerbikes inc Clubman 1000

## RACE 17 - SECTOR ANALYSIS



SECTOR 1 = FL to I1, SECTOR 2 = I1 to FL, DIFF = Difference To Personal Best Lap, P = Crossed Finish Line in Pit Lane, D = Time Disallowed

P13 88 C		Scott HALLIDAY		Suzuki GSXR 1000 - Performance fitness gym		
IDEAL LAP TIME : 1:57.814		BEST LAP TIME : 1:57.964		DIFFERENCE : 0.150		
LAP	SECTOR 1	SECTOR 2	LAP TIME	MPH	DIFF	TIME OF DAY
1 -		<b>39.176</b>	2:05.169	85.38	7.205	16:24:48.376
2 -	<b>1:18.638</b>	39.326	<b>1:57.964 (1)</b>	<b>90.60</b>		<b>16:26:46.340</b>
3 -	1:18.916	39.549	1:58.465 (2)	90.22	0.501	16:28:44.805
4 -	1:19.268	39.735	1:59.003 (3)	89.81	1.039	16:30:43.808
5 -	1:19.412	40.707	2:00.119	88.97	2.155	16:32:43.927
6 -	1:20.373	40.521	2:00.894	88.40	2.930	16:34:44.821
7 -	1:20.727	40.632	2:01.359	88.06	3.395	16:36:46.180
8 -	1:20.050	40.420	2:00.470	88.71	2.506	16:38:46.650

P14 52		Ben COTGROVE		Yamaha R1M - MFR		
IDEAL LAP TIME : 1:59.102		BEST LAP TIME : 1:59.166		DIFFERENCE : 0.064		
LAP	SECTOR 1	SECTOR 2	LAP TIME	MPH	DIFF	TIME OF DAY
1 -		40.118	2:06.420	84.54	7.254	16:24:49.627
2 -	1:19.745	40.533	2:00.278	88.86	1.112	16:26:49.905
3 -	1:20.279	40.637	2:00.916	88.39	1.750	16:28:50.821
4 -	1:19.540	40.345	1:59.885	89.15	0.719	16:30:50.706
5 -	1:19.244	40.195	1:59.439 (3)	89.48	0.273	16:32:50.145
6 -	<b>1:19.136</b>	40.148	1:59.284 (2)	89.60	0.118	16:34:49.429
7 -	1:19.200	<b>39.966</b>	<b>1:59.166 (1)</b>	<b>89.69</b>		<b>16:36:48.595</b>
8 -	1:19.401	40.557	1:59.958	89.09	0.792	16:38:48.553

P15 56		Mike SMITH		Kawasaki ZX10R - Smiffs Garage		
IDEAL LAP TIME : 1:58.406		BEST LAP TIME : 1:58.963		DIFFERENCE : 0.557		
LAP	SECTOR 1	SECTOR 2	LAP TIME	MPH	DIFF	TIME OF DAY
1 -		41.011	2:09.048	82.82	10.085	16:24:52.255
2 -	1:19.952	<b>39.562</b>	1:59.514 (3)	89.42	0.551	16:26:51.769
3 -	<b>1:18.844</b>	40.306	1:59.150 (2)	89.70	0.187	16:28:50.919
4 -	1:19.365	39.598	<b>1:58.963 (1)</b>	<b>89.84</b>		<b>16:30:49.882</b>
5 -	1:19.874	39.754	1:59.628	89.34	0.665	16:32:49.510
6 -	1:19.655	40.172	1:59.827	89.19	0.864	16:34:49.337
7 -	1:19.457	40.471	1:59.928	89.12	0.965	16:36:49.265
8 -	1:20.492	40.676	2:01.168	88.20	2.205	16:38:50.433

P16 58 C		Kenny FRETWELL		Suzuki GSXR 1000 -		
IDEAL LAP TIME : 1:58.656		BEST LAP TIME : 1:58.800		DIFFERENCE : 0.144		
LAP	SECTOR 1	SECTOR 2	LAP TIME	MPH	DIFF	TIME OF DAY
1 -		40.649	2:09.915	82.26	11.115	16:24:53.122
2 -	1:21.365	40.322	2:01.687	87.83	2.887	16:26:54.809
3 -	1:20.200	39.549	1:59.749	89.25	0.949	16:28:54.558
4 -	1:20.350	39.374	1:59.724	89.27	0.924	16:30:54.282
5 -	1:19.488	<b>39.312</b>	<b>1:58.800 (1)</b>	<b>89.96</b>		<b>16:32:53.082</b>
6 -	<b>1:19.344</b>	39.820	1:59.164 (2)	89.69	0.364	16:34:52.246
7 -	1:20.232	39.751	1:59.983	89.07	1.183	16:36:52.229
8 -	1:20.153	39.456	1:59.609 (3)	89.35	0.809	16:38:51.838

Weather / Track : Sunny / Dry

Snetterton 300  
 Circuit Length = 2.9689 miles  
 Start: 16:22 Flag 16:38 End: 16:40

# BMCRC - MRO Championships 2021 - Rnd 2 @ Snetterton 300

## MRO Powerbikes inc Clubman 1000

### RACE 17 - SECTOR ANALYSIS



SECTOR 1 = FL to I1, SECTOR 2 = I1 to FL, DIFF = Difference To Personal Best Lap, P = Crossed Finish Line in Pit Lane, D = Time Disallowed

P17 21		Jack CROUCHER		BMW S1000RR - Trendy lofts		
IDEAL LAP TIME : 1:59.509		BEST LAP TIME : 1:59.762		DIFFERENCE : 0.253		
LAP	SECTOR 1	SECTOR 2	LAP TIME	MPH	DIFF	TIME OF DAY
1 -		40.894	2:09.183	82.73	9.421	16:24:52.390
2 -	1:20.220	40.307	2:00.527	88.67	0.765	16:26:52.917
3 -	1:19.740	40.032	1:59.772 (2)	89.23	0.010	16:28:52.689
4 -	1:19.815	40.036	1:59.851	89.17	0.089	16:30:52.540
5 -	1:20.439	39.973	2:00.412	88.76	0.650	16:32:52.952
6 -	1:19.826	39.936	<b>1:59.762 (1)</b>	<b>89.24</b>		<b>16:34:52.714</b>
7 -	1:20.178	<b>39.781</b>	1:59.959	89.09	0.197	16:36:52.673
8 -	<b>1:19.728</b>	40.050	1:59.778 (3)	89.23	0.016	16:38:52.451

P18 10		Hayden PLATTON		Kawasaki ZX10 - NR Racing		
IDEAL LAP TIME : 1:59.601		BEST LAP TIME : 2:00.362		DIFFERENCE : 0.761		
LAP	SECTOR 1	SECTOR 2	LAP TIME	MPH	DIFF	TIME OF DAY
1 -		41.535	2:09.096	82.79	8.734	16:24:52.303
2 -	1:21.086	41.061	2:02.147	87.50	1.785	16:26:54.450
3 -	1:21.120	40.893	2:02.013	87.59	1.651	16:28:56.463
4 -	1:20.089	40.448	2:00.537 (3)	88.67	0.175	16:30:57.000
5 -	<b>1:19.870</b>	40.668	2:00.538	88.66	0.176	16:32:57.538
6 -	1:20.182	40.291	2:00.473 (2)	88.71	0.111	16:34:58.011
7 -	1:19.992	40.955	2:00.947	88.36	0.585	16:36:58.958
8 -	1:20.631	<b>39.731</b>	<b>2:00.362 (1)</b>	<b>88.79</b>		<b>16:38:59.320</b>

P19 24		Alan SMITH		Kawasaki ZX10R - Orwells Mcs		
IDEAL LAP TIME : 1:59.684		BEST LAP TIME : 2:00.216		DIFFERENCE : 0.532		
LAP	SECTOR 1	SECTOR 2	LAP TIME	MPH	DIFF	TIME OF DAY
1 -		40.882	2:10.636	81.81	10.420	16:24:53.843
2 -	1:21.114	41.118	2:02.232	87.44	2.016	16:26:56.075
3 -	1:20.917	40.172	2:01.089	88.26	0.873	16:28:57.164
4 -	1:20.194	40.271	2:00.465 (3)	88.72	0.249	16:30:57.629
5 -	<b>1:19.868</b>	40.368	2:00.236 (2)	88.89	0.020	16:32:57.865
6 -	1:20.772	40.201	2:00.973	88.35	0.757	16:34:58.838
7 -	1:20.102	40.388	2:00.490	88.70	0.274	16:36:59.328
8 -	1:20.400	<b>39.816</b>	<b>2:00.216 (1)</b>	<b>88.90</b>		<b>16:38:59.544</b>

P20 211 C		Nick WHITCHER		Kawasaki ZX10R -		
IDEAL LAP TIME : 2:00.196		BEST LAP TIME : 2:00.387		DIFFERENCE : 0.191		
LAP	SECTOR 1	SECTOR 2	LAP TIME	MPH	DIFF	TIME OF DAY
1 -		40.555	2:10.055	82.18	9.668	16:24:53.262
2 -	1:21.194	41.669	2:02.863	86.99	2.476	16:26:56.125
3 -	1:20.602	40.105	2:00.707	88.54	0.320	16:28:56.832
4 -	1:20.311	40.076	<b>2:00.387 (1)</b>	<b>88.78</b>		<b>16:30:57.219</b>
5 -	<b>1:20.169</b>	40.501	2:00.670 (3)	88.57	0.283	16:32:57.889
6 -	1:20.507	40.070	2:00.577 (2)	88.64	0.190	16:34:58.466
7 -	1:20.339	40.746	2:01.085	88.26	0.698	16:36:59.551
8 -	1:20.876	<b>40.027</b>	2:00.903	88.40	0.516	16:39:00.454

Weather / Track : Sunny / Dry

Snetterton 300  
Circuit Length = 2.9689 miles  
Start: 16:22 Flag 16:38 End: 16:40

# BMCRC - MRO Championships 2021 - Rnd 2 @ Snetterton 300

MRO Powerbikes inc Clubman 1000

## RACE 17 - SECTOR ANALYSIS



SECTOR 1 = FL to I1, SECTOR 2 = I1 to FL, DIFF = Difference To Personal Best Lap, P = Crossed Finish Line in Pit Lane, D = Time Disallowed

P21 46 C		Simon GATES		Kawasaki ZX10R - Team Kawafati			
IDEAL LAP TIME : 2:01.750		BEST LAP TIME : 2:01.750		DIFFERENCE : 0.000			
LAP	SECTOR 1	SECTOR 2	LAP TIME	MPH	DIFF	TIME OF DAY	
1 -		41.099	2:11.505	81.27	9.755	16:24:54.712	
2 -	1:21.656	40.991	2:02.647 (3)	87.14	0.897	16:26:57.359	
3 -	1:21.850	41.102	2:02.952	86.92	1.202	16:29:00.311	
4 -	1:22.904	41.148	2:04.052	86.15	2.302	16:31:04.363	
5 -	1:21.884	41.013	2:02.897	86.96	1.147	16:33:07.260	
6 -	1:21.889	41.067	2:02.956	86.92	1.206	16:35:10.216	
7 -	1:21.550	40.750	2:02.300 (2)	87.39	0.550	16:37:12.516	
8 -	<b>1:21.138</b>	<b>40.612</b>	<b>2:01.750 (1)</b>	<b>87.78</b>		<b>16:39:14.266</b>	

P22 277 C		Adrian AVERRE		Yamaha R1 - Ryders Alley Racing			
IDEAL LAP TIME : 2:02.535		BEST LAP TIME : 2:02.723		DIFFERENCE : 0.188			
LAP	SECTOR 1	SECTOR 2	LAP TIME	MPH	DIFF	TIME OF DAY	
1 -		41.098	2:12.314	80.77	9.591	16:24:55.521	
2 -	1:22.797	<b>40.912</b>	2:03.709	86.39	0.986	16:26:59.230	
3 -	1:21.736	41.167	2:02.903 (2)	86.96	0.180	16:29:02.133	
4 -	1:22.093	41.287	2:03.380	86.62	0.657	16:31:05.513	
5 -	1:21.979	40.932	2:02.911 (3)	86.95	0.188	16:33:08.424	
6 -	<b>1:21.623</b>	41.100	<b>2:02.723 (1)</b>	<b>87.09</b>		<b>16:35:11.147</b>	
7 -	1:22.771	41.123	2:03.894	86.26	1.171	16:37:15.041	
8 -	1:22.374	41.764	2:04.138	86.09	1.415	16:39:19.179	

P23 333		Andrew HOUGHTON		Ducati 959 -			
IDEAL LAP TIME : 2:02.469		BEST LAP TIME : 2:02.873		DIFFERENCE : 0.404			
LAP	SECTOR 1	SECTOR 2	LAP TIME	MPH	DIFF	TIME OF DAY	
1 -		41.710	2:16.135	78.51	13.262	16:24:59.342	
2 -	1:22.932	41.751	2:04.683	85.72	1.810	16:27:04.025	
3 -	1:22.550	42.483	2:05.033	85.48	2.160	16:29:09.058	
4 -	<b>1:21.680</b>	41.193	<b>2:02.873 (1)</b>	<b>86.98</b>		<b>16:31:11.931</b>	
5 -	1:22.167	<b>40.789</b>	2:02.956 (2)	86.92	0.083	16:33:14.887	
6 -	1:22.448	41.149	2:03.597 (3)	86.47	0.724	16:35:18.484	
7 -	1:23.042	40.816	2:03.858	86.29	0.985	16:37:22.342	
8 -	1:23.168	41.003	2:04.171	86.07	1.298	16:39:26.513	

P24 45 C		Tom STEVENS		Ducati 959 -			
IDEAL LAP TIME : 2:02.845		BEST LAP TIME : 2:03.163		DIFFERENCE : 0.318			
LAP	SECTOR 1	SECTOR 2	LAP TIME	MPH	DIFF	TIME OF DAY	
1 -		43.061	2:16.171	78.48	13.008	16:24:59.378	
2 -	1:23.430	42.613	2:06.043	84.79	2.880	16:27:05.421	
3 -	1:22.764	42.994	2:05.758	84.98	2.595	16:29:11.179	
4 -	1:23.418	42.786	2:06.204	84.68	3.041	16:31:17.383	
5 -	1:22.976	42.037	2:05.013 (3)	85.49	1.850	16:33:22.396	
6 -	1:23.953	41.866	2:05.819	84.94	2.656	16:35:28.215	
7 -	1:22.227	<b>40.936</b>	<b>2:03.163 (1)</b>	<b>86.77</b>		<b>16:37:31.378</b>	
8 -	<b>1:21.909</b>	41.474	2:03.383 (2)	86.62	0.220	16:39:34.761	

Weather / Track : Sunny / Dry

Snetterton 300  
Circuit Length = 2.9689 miles  
Start: 16:22 Flag 16:38 End: 16:40

# BMCRC - MRO Championships 2021 - Rnd 2 @ Snetterton 300

MRO Powerbikes inc Clubman 1000

## RACE 17 - SECTOR ANALYSIS



SECTOR 1 = FL to I1, SECTOR 2 = I1 to FL, DIFF = Difference To Personal Best Lap, P = Crossed Finish Line in Pit Lane, D = Time Disallowed

P25 84 C Tunc GUNERGUN			Aprilia RSV4 RF - 1 - BIKERSWORLD			
IDEAL LAP TIME : 2:04.850		BEST LAP TIME : 2:04.960	DIFFERENCE : 0.110			
LAP	SECTOR 1	SECTOR 2	LAP TIME	MPH	DIFF	TIME OF DAY
1 -		42.618	2:15.582	78.83	10.622	16:24:58.789
2 -	1:23.468	42.200	2:05.668 (2)	85.05	0.708	16:27:04.457
3 -	<b>1:22.999</b>	43.285	2:06.284	84.63	1.324	16:29:10.741
4 -	1:23.854	42.387	2:06.241 (3)	84.66	1.281	16:31:16.982
5 -	1:23.109	<b>41.851</b>	<b>2:04.960 (1)</b>	<b>85.53</b>		<b>16:33:21.942</b>
6 -	1:24.071	42.366	2:06.437	84.53	1.477	16:35:28.379
7 -	1:23.469	42.776	2:06.245	84.66	1.285	16:37:34.624
8 -	1:28.329	46.830	2:15.159	79.07	10.199	16:39:49.783

P26 76 Jason BYARD			Yamaha R1 - May Construction			
IDEAL LAP TIME : 2:00.616		BEST LAP TIME : 2:00.616	DIFFERENCE : 0.000			
LAP	SECTOR 1	SECTOR 2	LAP TIME	MPH	DIFF	TIME OF DAY
1 -		41.900	2:15.227	79.03	14.611	16:24:58.434
2 -	1:22.879	40.393	2:03.272	86.70	2.656	16:27:01.706
3 -	<b>1:20.527</b>	<b>40.089</b>	<b>2:00.616 (1)</b>	<b>88.61</b>		<b>16:29:02.322</b>
4 -	1:21.445	40.634	2:02.079 (3)	87.55	1.463	16:31:04.401
5 -	1:20.540	40.368	2:00.908 (2)	88.39	0.292	16:33:05.309
6 -	1:21.300	41.052	2:02.352	87.35	1.736	16:35:07.661

P27 50 C Dan WELFORD			Suzuki GSXR 1000 - SEG Sussex Electric Gates/			
IDEAL LAP TIME : 2:04.051		BEST LAP TIME : 2:04.212	DIFFERENCE : 0.161			
LAP	SECTOR 1	SECTOR 2	LAP TIME	MPH	DIFF	TIME OF DAY
1 -		42.353	2:14.856	79.25	10.644	16:24:58.063
2 -	1:23.637	42.052	2:05.689	85.03	1.477	16:27:03.752
3 -	1:22.603	44.428	2:07.031	84.13	2.819	16:29:10.783
4 -	1:22.885	42.793	2:05.678 (3)	85.04	1.466	16:31:16.461
5 -	1:22.535	<b>41.763</b>	2:04.298 (2)	85.98	0.086	16:33:20.759
6 -	<b>1:22.288</b>	41.924	<b>2:04.212 (1)</b>	<b>86.04</b>		<b>16:35:24.971</b>

P28 90 C Edward WATSON			Suzuki GSXR 1000 - TEA Time Racing			
IDEAL LAP TIME : 2:04.528		BEST LAP TIME : 2:04.899	DIFFERENCE : 0.371			
LAP	SECTOR 1	SECTOR 2	LAP TIME	MPH	DIFF	TIME OF DAY
1 -		42.671	2:17.153	77.92	12.254	16:25:00.360
2 -	1:22.931	<b>41.968</b>	<b>2:04.899 (1)</b>	<b>85.57</b>		<b>16:27:05.259</b>
3 -	<b>1:22.560</b>	42.591	2:05.151 (2)	85.40	0.252	16:29:10.410
4 -	1:23.659	42.427	2:06.086	84.76	1.187	16:31:16.496
5 -	1:23.251	42.012	2:05.263 (3)	85.32	0.364	16:33:21.759
6 -	1:24.202	42.076	2:06.278	84.63	1.379	16:35:28.037

P29 15 C Mariusz SIEMIENIUK-JUZWIUK			BMW S 1000 RR - BELMONT AUTO SERVICE			
IDEAL LAP TIME : 2:01.276		BEST LAP TIME : 2:01.701	DIFFERENCE : 0.425			
LAP	SECTOR 1	SECTOR 2	LAP TIME	MPH	DIFF	TIME OF DAY
1 -		41.151	2:11.588	81.22	9.887	16:24:54.795
2 -	1:22.587	40.283	2:02.870 (3)	86.98	1.169	16:26:57.665
3 -	1:21.534	<b>40.167</b>	<b>2:01.701 (1)</b>	<b>87.82</b>		<b>16:28:59.366</b>
4 -	<b>1:21.109</b>	40.874	2:01.983 (2)	87.61	0.282	16:31:01.349

P30 35 C Robert CRESSWELL			Kawasaki ZX10R - ODDJOBROB Racing			
IDEAL LAP TIME : 2:02.406		BEST LAP TIME : 2:02.589	DIFFERENCE : 0.183			
LAP	SECTOR 1	SECTOR 2	LAP TIME	MPH	DIFF	TIME OF DAY
1 -		<b>40.788</b>	2:09.420 (2)	82.58	6.831	16:24:52.627
2 -	<b>1:21.618</b>	40.971	<b>2:02.589 (1)</b>	<b>87.18</b>		<b>16:26:55.216</b>

Weather / Track : Sunny / Dry

Snetterton 300  
Circuit Length = 2.9689 miles  
Start: 16:22 Flag 16:38 End: 16:40



# BMCRC - MRO Championships 2021 - Rnd 2 @ Snetterton 300

## MRO Powerbikes inc Clubman 1000

### RACE 17 - BEST SECTORS

SECTOR 1			SECTOR 2			IDEAL / BEST COMPARISON						
POS	NO	NAME	TIME	NO	NAME	TIME	POS	NO	NAME	IDEAL	BEST	DIFF
									<b>PERFECT LAP</b>	<b>1:54.263</b>		
1	72	O'BRIEN	<b>1:16.302</b>	72	O'BRIEN	<b>37.961</b>	1	72	O'BRIEN	1:54.263	1:54.300	0.037
2	48	WILSON	<b>1:16.353</b>	711	THORNTON	<b>38.046</b>	2	48	WILSON	1:54.452	1:54.781	0.329
3	40	PATMORE	<b>1:16.834</b>	40	PATMORE	<b>38.081</b>	3	40	PATMORE	1:54.915	1:55.104	0.189
4	711	THORNTON	<b>1:17.161</b>	48	WILSON	<b>38.099</b>	4	711	THORNTON	1:55.207	1:55.503	0.296
5	9	DIXON	<b>1:17.279</b>	17	BAKER	<b>38.207</b>	5	17	BAKER	1:55.529	1:55.529	0.000
6	17	BAKER	<b>1:17.322</b>	9	DIXON	<b>38.441</b>	6	9	DIXON	1:55.720	1:55.723	0.003
7	98	DICKINSON	<b>1:17.484</b>	98	DICKINSON	<b>38.494</b>	7	98	DICKINSON	1:55.978	1:56.047	0.069
8	188	TIBBLE	<b>1:17.548</b>	32	MORRIS	<b>38.703</b>	8	188	TIBBLE	1:56.461	1:56.558	0.097
9	32	MORRIS	<b>1:17.785</b>	188	TIBBLE	<b>38.913</b>	9	32	MORRIS	1:56.488	1:56.488	0.000
10	83	SIGGS	<b>1:18.316</b>	88	HALLIDAY	<b>39.176</b>	10	83	SIGGS	1:57.650	1:58.095	0.445
11	33	NEEVES	<b>1:18.529</b>	33	NEEVES	<b>39.241</b>	11	33	NEEVES	1:57.770	1:57.957	0.187
12	88	HALLIDAY	<b>1:18.638</b>	58	FRETWELL	<b>39.312</b>	12	88	HALLIDAY	1:57.814	1:57.964	0.150
13	56	SMITH	<b>1:18.844</b>	83	SIGGS	<b>39.334</b>	13	56	SMITH	1:58.406	1:58.963	0.557
14	71	NORTON	<b>1:19.022</b>	56	SMITH	<b>39.562</b>	14	58	FRETWELL	1:58.656	1:58.800	0.144
15	52	COTGROVE	<b>1:19.136</b>	71	NORTON	<b>39.698</b>	15	71	NORTON	1:58.720	1:58.760	0.040
16	58	FRETWELL	<b>1:19.344</b>	10	PLATTON	<b>39.731</b>	16	52	COTGROVE	1:59.102	1:59.166	0.064
17	21	CROUCHER	<b>1:19.728</b>	21	CROUCHER	<b>39.781</b>	17	21	CROUCHER	1:59.509	1:59.762	0.253
18	24	SMITH	<b>1:19.868</b>	24	SMITH	<b>39.816</b>	18	10	PLATTON	1:59.601	2:00.362	0.761
19	10	PLATTON	<b>1:19.870</b>	52	COTGROVE	<b>39.966</b>	19	24	SMITH	1:59.684	2:00.216	0.532
20	211	WHITCHER	<b>1:20.169</b>	211	WHITCHER	<b>40.027</b>	20	211	WHITCHER	2:00.196	2:00.387	0.191
21	76	BYARD	<b>1:20.527</b>	76	BYARD	<b>40.089</b>	21	76	BYARD	2:00.616	2:00.616	0.000
22	15	SIEMIENIUK-JUZWIUK	<b>1:21.109</b>	15	SIEMIENIUK-JUZWIUK	<b>40.167</b>	22	15	SIEMIENIUK-JUZWIUK	2:01.276	2:01.701	0.425
23	46	GATES	<b>1:21.138</b>	46	GATES	<b>40.612</b>	23	46	GATES	2:01.750	2:01.750	0.000
24	35	CRESSWELL	<b>1:21.618</b>	35	CRESSWELL	<b>40.788</b>	24	35	CRESSWELL	2:02.406	2:02.589	0.183
25	277	AVERRE	<b>1:21.623</b>	333	HOUGHTON	<b>40.789</b>	25	333	HOUGHTON	2:02.469	2:02.873	0.404
26	333	HOUGHTON	<b>1:21.680</b>	277	AVERRE	<b>40.912</b>	26	277	AVERRE	2:02.535	2:02.723	0.188
27	45	STEVENS	<b>1:21.909</b>	45	STEVENS	<b>40.936</b>	27	45	STEVENS	2:02.845	2:03.163	0.318
28	50	WELFORD	<b>1:22.288</b>	50	WELFORD	<b>41.763</b>	28	50	WELFORD	2:04.051	2:04.212	0.161
29	90	WATSON	<b>1:22.560</b>	84	GUNERGUN	<b>41.851</b>	29	90	WATSON	2:04.528	2:04.899	0.371
30	84	GUNERGUN	<b>1:22.999</b>	90	WATSON	<b>41.968</b>	30	84	GUNERGUN	2:04.850	2:04.960	0.110

31

# BMCRC - MRO Championships 2021 - Rnd 2 @ Snetterton 300

## MRO Powerbikes inc Clubman 1000

### RACE 17 - STATISTICS

**Competitors Started** 30  
**Planned Start** 2021-05-30 @ 16:30:00.000  
**Actual Start** 2021-05-30 @ 16:22:43.206  
**Finish Time** 2021-05-30 @ 16:38:11.865  
**Track Length** 2.9689mi.  
**Total Laps** 224  
**Total Distance Covered** 665.0361mi.

#### Session Fastest Lap History

NO	CL	NAME	LAP TIME	TIME OF DAY	LAP	VEHICLE
40		Aiden PATMORE	<b>2:00.645</b>	16:24:43.873	1	BMW S1000RR
40		Aiden PATMORE	<b>1:55.455</b>	16:26:39.329	2	BMW S1000RR
48		Nicky WILSON	<b>1:54.781</b>	16:26:39.407	2	Suzuki GSXR 1000
72		Michael O'BRIEN	<b>1:54.300</b>	16:26:39.450	2	Yamaha R1

#### Session Leader History

NO	CL	NAME	FROM LAP	LAPS LED	DISTANCE	VEHICLE
40		Aiden PATMORE	1	2	5.93 miles	BMW S1000RR
48		Nicky WILSON	3	2	5.93 miles	Suzuki GSXR 1000
40		Aiden PATMORE	5	4	11.87 miles	BMW S1000RR

#### Flag History

TYPE	TIME OF DAY
GREEN	16:22:43.206
FINISH	16:38:11.865

#### Flag Statistics

TYPE	COUNT	TOTAL LAPS	TOTAL TIME
Green	1	8	17:27.794
Red	0	0	0.000
Safety Car	0	0	0.000
FCY	0	0	0.000

# BMCRC - MRO Championships 2021 - Rnd 2 @ Snetterton 300

## MRO Powerbikes inc Clubman 1000

### RACE 17 - STATISTICS

CLASS :

17 Starters

#### Fastest Lap History

NO	NAME	LAP TIME	TIME OF DAY	LAP	VEHICLE
40	Aiden PATMORE	<b>2:00.645</b>	16:24:43.873	1	BMW S1000RR
40	Aiden PATMORE	<b>1:55.455</b>	16:26:39.329	2	BMW S1000RR
48	Nicky WILSON	<b>1:54.781</b>	16:26:39.407	2	Suzuki GSXR 1000
72	Michael O'BRIEN	<b>1:54.300</b>	16:26:39.450	2	Yamaha R1

#### Leader History

NO	NAME	FROM LAP	LAPS LED	DISTANCE	VEHICLE
40	Aiden PATMORE	1	2	5.93 miles	BMW S1000RR
48	Nicky WILSON	3	2	5.93 miles	Suzuki GSXR 1000
40	Aiden PATMORE	5	4	11.87 miles	BMW S1000RR

# BMCRC - MRO Championships 2021 - Rnd 2 @ Snetterton 300

## MRO Powerbikes inc Clubman 1000

### RACE 17 - STATISTICS

**CLASS : C**

13 Starters

#### Fastest Lap History

NO	NAME	LAP TIME	TIME OF DAY	LAP	VEHICLE
9	Luke DIXON	<b>2:02.981</b>	16:24:46.204	1	BMW S1000RR
9	Luke DIXON	<b>1:56.612</b>	16:26:42.815	2	BMW S1000RR
9	Luke DIXON	<b>1:56.351</b>	16:30:35.795	4	BMW S1000RR
9	Luke DIXON	<b>1:55.723</b>	16:32:31.519	5	BMW S1000RR

#### Leader History

NO	NAME	FROM LAP	LAPS LED	DISTANCE	VEHICLE
9	Luke DIXON	1	8	23.75 miles	BMW S1000RR

# BMCRC-MRO Championships 2021



## **L&W CONTRACTORS BMCRC Rookie 600 & 1000**

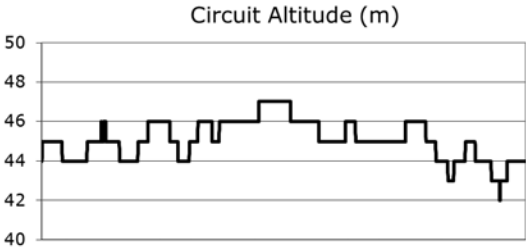
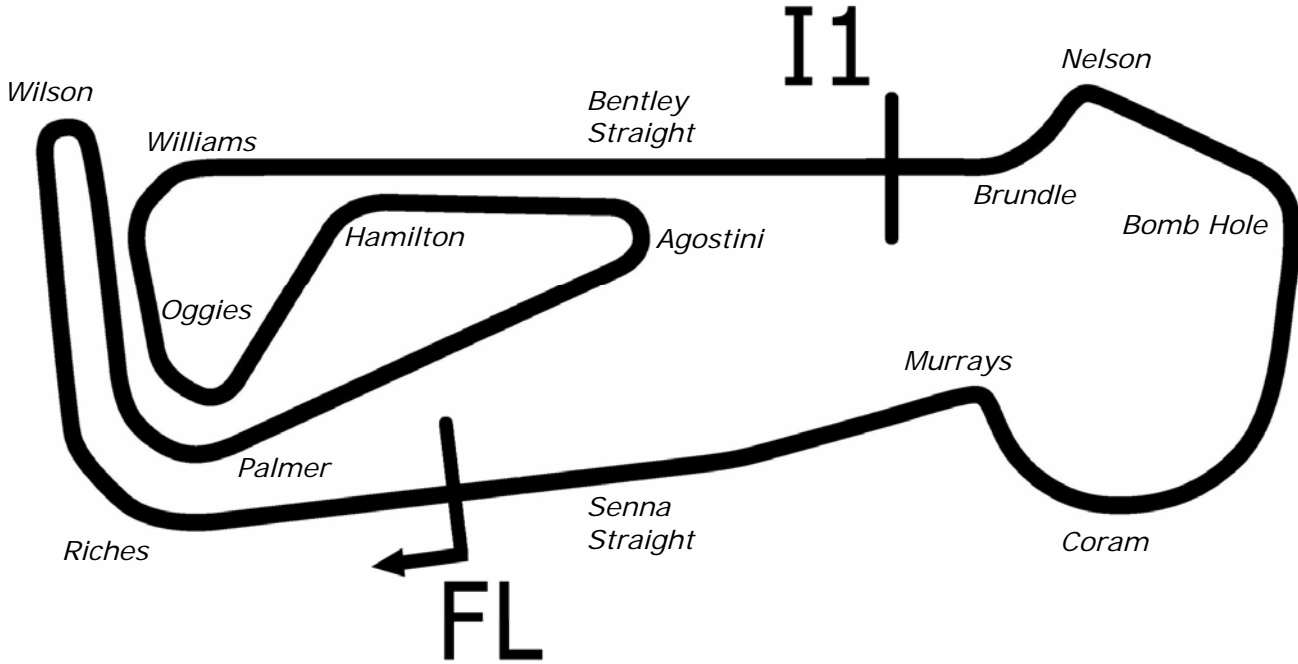
**Snetterton 300**

**29<sup>th</sup> / 30<sup>th</sup> May 2021**



Results Provided by Timing Solutions Ltd  
[www.tsl-timing.com](http://www.tsl-timing.com)

# Snetterton 300



Length	2.9689 miles	4778.0 m	
FL		52.46340 N	0.94476 E
I1	3198m	52.46617 N	0.94964 E
Pit Entry	4572m	52.46364 N	0.94774 E
Pit Exit	40m after FL	52.46338 N	0.94420 E
Pit Entry–Pit Exit 246m, 14.7s @60kph, 11.0s @80kph			

All results available at [www.tsl-timing.com](http://www.tsl-timing.com)

# BMCRC - MRO Championships 2021 - Rnd 2 @ Snetterton 300

## Team Respro MRO 600 & BMCRC Rookie 600

### QUALIFYING - CLASSIFICATION



CONTRACTORS LTD

POS	NO	CL	PIC NAME	ENTRY	TIME	ON	LAPS	GAP	DIFF	MPH
1	6		1 <b>Conor WHEELER</b>	Harris Yamaha - P W Gates	1:58.848	6	6			89.93
2	55		2 <b>Louis VALLELEY</b>	Yamaha R6 - Team V	1:59.376	5	6	0.528	0.528	89.53
3	9		3 <b>Glenn WALSH</b>	Yamaha R6 - Walters Medical	1:59.778	3	4	0.930	0.402	89.23
4	86*		4 <b>Owen JENNER</b>	Yamaha 636 - J B Motorcycles	1:59.901	4	5	1.053	0.123	89.14
5	154		5 <b>Shane NORVAL</b>	Yamaha R6 - European Shoe Machinery	2:00.031	3	6	1.183	0.130	89.04
6	36		6 <b>Harry FOWLE</b>	Triumph Daytona - HF Refinishing/ ELP Racing	2:00.680	3	6	1.832	0.649	88.56
7	12		7 <b>Cedric BLOCH</b>	Kawasaki ZX6R - Brigitt's Group & SDC Performance	2:00.990	6	6	2.142	0.310	88.33
8	26		8 <b>Adam HARTGROVE</b>	Yamaha R6 -	2:01.737	2	6	2.889	0.747	87.79
9	188		9 <b>Dawid KRAWIECKI</b>	Yamaha R6 - Code Blue LTD & D A East Electrical	2:02.003	3	6	3.155	0.266	87.60
10	33		10 <b>Phil ATKINSON</b>	Yamaha R6 -	2:02.414	5	5	3.566	0.411	87.31
11	2		11 <b>Andrew GILL</b>	Kawasaki ZX6R -	2:02.578	3	6	3.730	0.164	87.19
12	3		12 <b>Connor THOMSON</b>	Yamaha R6 - Utilligence/AH Performance	2:02.737	4	6	3.889	0.159	87.08
13	73		13 <b>Harry ROWLINGS</b>	Triumph GP2 - Steve Jordan/BER racing	2:02.788	6	6	3.940	0.051	87.04
14	7	C	1 <b>Tom BENSTED</b>	Triumph 675 - Significant Debt Racing	2:02.927	3	6	4.079	0.139	86.94
15	60		14 <b>Jack YOUNGE</b>	Yamaha R6 - Chase Timber / iceni motorcycles	2:03.925	6	6	5.077	0.998	86.24
16	13		15 <b>Doug EDMONDSON</b>	Triumph Daytona - Stan Stephens Tuning	2:04.083	5	6	5.235	0.158	86.13
17	111		16 <b>Ryan FOLKES</b>	Triumph Daytona - Carl Harrison Motorcycle Services	2:04.825	6	6	5.977	0.742	85.62
18	321		17 <b>Martin MORRIS</b>	Kawasaki ZX6R - Morris Racing, Obsession Engineerir	2:04.967	5	6	6.119	0.142	85.52
19	95		18 <b>Grant ROBERTSON</b>	Kawasaki ZX6R -	2:05.130	3	6	6.282	0.163	85.41
20	818	C	2 <b>Alex BARKER</b>	Yamaha R6 - Barker Woodrow LTD	2:05.427	4	6	6.579	0.297	85.21
21	715		19 <b>Kayla BARRINGTON</b>	Yamaha R6 - Slipscreens TKB racing	2:05.733	5	5	6.885	0.306	85.00
22	200	600	1 <b>Dan BURNHAM</b>	Triumph Daytona 675 - KY JAX RACING / DANIK GRC	2:05.771	5	6	6.923	0.038	84.98
23	100	C	3 <b>Craig HOWTON</b>	Kawasaki ZX6R - ME	2:05.816	3	6	6.968	0.045	84.95
24	212	600	2 <b>Matt PALLETT</b>	Kawasaki ZX6R - In:timber	2:05.924	6	6	7.076	0.108	84.87
25	192	C	4 <b>Daniel MOFFA</b>	Kawasaki ZX6R - DM Racing	2:06.725	4	6	7.877	0.801	84.34
26	37	C	5 <b>Alexander LATHAM</b>	Triumph Daytona - BR-8 / McCrash Racing	2:06.837	3	4	7.989	0.112	84.26
27	132	C	6 <b>Mitchell GILBERT</b>	Suzuki GSXR 600 - The Asap Group	2:07.270	6	6	8.422	0.433	83.97
28	131		20 <b>Jake CAMPBELL</b>	Kawasaki ZX6R -	2:07.314	3	6	8.466	0.044	83.95
29	23		21 <b>Austin WREN</b>	Triumph Daytona - DWAI Racing	2:07.359	3	5	8.511	0.045	83.92
30	231	600	3 <b>Craig MOORE</b>	Yamaha R6 - AM Scaffolding	2:07.547	5	5	8.699	0.188	83.79
31	99		22 <b>Michael SIMMONS</b>	Yamaha R6 - Westcountry Windings	2:07.957	6	6	9.109	0.410	83.52
32	96	C	7 <b>Ross BANHAM</b>	Honda CBR600 - Hufields of Botley	2:08.918	4	5	10.070	0.961	82.90
33	373		23 <b>Robert PRICE</b>	Suzuki GSXR -	2:09.376	5	6	10.528	0.458	82.61
34	501	600	4 <b>Ashley COID</b>	Kawasaki ZX636R -	2:09.599	4	4	10.751	0.223	82.47
35	51	600	5 <b>Ross CLARKE</b>	Kawasaki ZX600RR - Ross clarke Farriery	2:09.848	5	5	11.000	0.249	82.31
36	43	C	8 <b>Daniel SALES</b>	Yamaha R6 - Team Freddie, Ron & Frankie	2:11.232	6	6	12.384	1.384	81.44
37	624	C	9 <b>Matthew FEDRICK</b>	Yamaha R6 - M. Fedrick Farriers ltd/ Palmer Race Sko	2:12.095	4	6	13.247	0.863	80.91
38	991	C	10 <b>Marc CUNNINGHAM</b>	Yamaha R6 -	2:12.786	5	5	13.938	0.691	80.49
39	8	C	11 <b>Dave SAUNDERS</b>	Honda CBR600 - ETR Building & Civil Engineering Ltd	2:13.124	6	6	14.276	0.338	80.28
40	228	600	6 <b>Paul MCFADDEN</b>	Kawasaki ZX636 -	2:13.222	4	6	14.374	0.098	80.22
41	636	600	7 <b>Matthew MILLS</b>	Kawasaki ZX6R -	2:13.521	3	5	14.673	0.299	80.04
42	117		24 <b>Benjamin STONARD</b>	Yamaha R6 -	2:15.783	4	4	16.935	2.262	78.71
43	62	600	8 <b>Oliver NUNN</b>	Yamaha R6 - IT UK & STVL	2:16.046	3	4	17.198	0.263	78.56
44	98	600	9 <b>Timothy WALSH</b>	Triumph 675 - T P WALSH PHE	2:16.765	4	5	17.917	0.719	78.14
45	144	C	12 <b>Nick CRONIN</b>	Yamaha R6 -	2:16.825	5	5	17.977	0.060	78.11
46	76	600	10 <b>Paul BOXALL</b>	Yamaha R6 - WG Tyres	2:18.901	5	5	20.053	2.076	76.94
47	70	C	13 <b>Sean HALL</b>	Yamaha R6 - S and Y Ceramics	2:20.448	3	5	21.600	1.547	76.09
48	50		25 <b>Paul ROBSON</b>	Kawasaki ZX6R - RBProperty services & Environment L	2:20.468	3	4	21.620	0.020	76.08
49	686	600	11 <b>Liam SPILLER</b>	Honda CBR 600RR - Liam Spiller	2:21.834	5	5	22.986	1.366	75.35
50	174	600	12 <b>Adam DOCKSEY</b>	Kawasaki ZX-6 -	2:25.402	4	5	26.554	3.568	73.50
51	25	600	13 <b>Killian O'DRISCOLL-HADJI</b>	Suzuki GSXR 600 -	2:26.982	5	5	28.134	1.580	72.71
52	155		26 <b>Eliot SMITH</b>	Honda CBR600RR - Pro-Moto Europe Ltd	2:27.598	4	5	28.750	0.616	72.41
53	456	600	14 <b>Jake MOLONEY</b>	Yamaha R6 -	2:28.216	4	5	29.368	0.618	72.11
54	42*	600	15 <b>Kai EVANS</b>	Suzuki GSXR 600 - CBS Ltd Construction and Enginee	2:33.057	2	2	34.209	4.841	69.83
55	63	600	16 <b>Robert BUSH</b>	Suzuki GSXR 600 - Legacy Racing	2:40.041	3	3	41.193	6.984	66.78

\* Bikes 42 & 86 - Please fit a working transponder

Snetterton 300

Circuit Length = 2.9689 miles

Start: 09:00 Flag 09:12 End: 09:14

Weather / Track : Cloudy / Dry

These results are provisional until the conclusion of any judicial and technical matters.

Clerk Of Course :	Stewards :	Timekeeper : Craig Smith
-------------------	------------	--------------------------

Results can be found at [www.tsl-timing.com](http://www.tsl-timing.com)

Printed - 09:15 Saturday, 29 May 2021



# BMCRC - MRO Championships 2021 - Rnd 2 @ Snetterton 300

## Team Respro MRO 600 & BMCRC Rookie 600

### QUALIFYING - SECTOR ANALYSIS



SECTOR 1 = FL to I1, SECTOR 2 = I1 to FL, DIFF = Difference To Personal Best Lap, P = Crossed Finish Line in Pit Lane, D = Time Disallowed

P1		6		Conor WHEELER		Harris Yamaha - P W Gates	
IDEAL LAP TIME : 1:58.407		BEST LAP TIME : 1:58.848		DIFFERENCE : 0.441			
LAP	SECTOR 1	SECTOR 2	LAP TIME	MPH	DIFF	TIME OF DAY	
1 -	1:24.327	40.962	2:05.289	85.30	6.441	09:02:28.347	
2 -	1:20.675	IN PIT	2:23.571 P	74.44	24.723	09:04:51.918	
3 -	OUTLAP	41.880	2:15.452	78.90	16.604	09:07:07.370	
4 -	1:19.939	39.988	1:59.927 (3)	89.12	1.079	09:09:07.297	
5 -	<b>1:18.931</b>	40.590	1:59.521 (2)	89.42	0.673	09:11:06.818	
6 -	1:19.372	<b>39.476</b>	<b>1:58.848 (1)</b>	<b>89.93</b>		<b>09:13:05.666</b>	

P2		55		Louis VALLELEY		Yamaha R6 - Team V	
IDEAL LAP TIME : 1:59.297		BEST LAP TIME : 1:59.376		DIFFERENCE : 0.079			
LAP	SECTOR 1	SECTOR 2	LAP TIME	MPH	DIFF	TIME OF DAY	
1 -	1:27.256	43.659	2:10.915	81.64	11.539	09:03:18.038	
2 -	1:22.709	41.056	2:03.765	86.35	4.389	09:05:21.803	
3 -	1:20.164	39.754	1:59.918 (3)	89.12	0.542	09:07:21.721	
4 -	1:21.671	39.443	2:01.114	88.24	1.738	09:09:22.835	
5 -	<b>1:19.876</b>	39.500	<b>1:59.376 (1)</b>	<b>89.53</b>		<b>09:11:22.211</b>	
6 -	1:20.219	<b>39.421</b>	1:59.640 (2)	89.33	0.264	09:13:21.851	

P3		9		Glenn WALSH		Yamaha R6 - Walters Medical	
IDEAL LAP TIME : 1:59.778		BEST LAP TIME : 1:59.778		DIFFERENCE : 0.000			
LAP	SECTOR 1	SECTOR 2	LAP TIME	MPH	DIFF	TIME OF DAY	
1 -	1:24.627	40.700	2:05.327	85.28	5.549	09:02:29.441	
2 -	1:20.529	40.349	2:00.878 (2)	88.42	1.100	09:04:30.319	
3 -	<b>1:19.621</b>	<b>40.157</b>	<b>1:59.778 (1)</b>	<b>89.23</b>		<b>09:06:30.097</b>	
4 -	1:20.795	40.743	2:01.538 (3)	87.94	1.760	09:08:31.635	

P4		86		Owen JENNER		Yamaha 636 - J B Motorcycles	
IDEAL LAP TIME :		BEST LAP TIME : 1:59.901		DIFFERENCE :			
LAP	SECTOR 1	SECTOR 2	LAP TIME	MPH	DIFF	TIME OF DAY	
1 -			2:14.535	79.44	14.634	09:02:41.079	
2 -			2:04.404	85.91	4.503	09:04:45.483	
3 -			2:01.220 (2)	88.17	1.319	09:06:46.703	
4 -			<b>1:59.901 (1)</b>	<b>89.14</b>		<b>09:08:46.604</b>	
5 -			2:01.496 (3)	87.97	1.595	09:10:48.100	

P5		154		Shane NORVAL		Yamaha R6 - European Shoe Machinery	
IDEAL LAP TIME : 1:59.830		BEST LAP TIME : 2:00.031		DIFFERENCE : 0.201			
LAP	SECTOR 1	SECTOR 2	LAP TIME	MPH	DIFF	TIME OF DAY	
1 -	1:32.794	42.886	2:15.680	78.77	15.649	09:02:42.006	
2 -	1:23.006	40.878	2:03.884	86.27	3.853	09:04:45.890	
3 -	1:20.195	<b>39.836</b>	<b>2:00.031 (1)</b>	<b>89.04</b>		<b>09:06:45.921</b>	
4 -	<b>1:19.994</b>	40.205	2:00.199 (2)	88.91	0.168	09:08:46.120	
5 -	1:22.071	41.815	2:03.886	86.27	3.855	09:10:50.006	
6 -	1:20.020	40.712	2:00.732 (3)	88.52	0.701	09:12:50.738	

P6		36		Harry FOWLE		Triumph Daytona - HF Refinishing/ ELP Racing	
IDEAL LAP TIME : 2:00.680		BEST LAP TIME : 2:00.680		DIFFERENCE : 0.000			
LAP	SECTOR 1	SECTOR 2	LAP TIME	MPH	DIFF	TIME OF DAY	
1 -	1:25.501	41.108	2:06.609	84.41	5.929	09:02:28.276	
2 -	1:21.639	41.427	2:03.066 (2)	86.84	2.386	09:04:31.342	
3 -	<b>1:20.683</b>	<b>39.997</b>	<b>2:00.680 (1)</b>	<b>88.56</b>		<b>09:06:32.022</b>	
4 -	1:22.292	43.348	2:05.640 (3)	85.06	4.960	09:08:37.662	
5 -	1:23.953	IN PIT	2:24.867 P	73.77	24.187	09:11:02.529	
6 -	OUTLAP	41.046	2:18.371	77.24	17.691	09:13:20.900	

Weather / Track : Cloudy / Dry

Snetterton 300  
Circuit Length = 2.9689 miles  
Start: 09:00 Flag 09:12 End: 09:14



# BMCRC - MRO Championships 2021 - Rnd 2 @ Snetterton 300

## Team Respro MRO 600 & BMCRC Rookie 600

### QUALIFYING - SECTOR ANALYSIS



SECTOR 1 = FL to I1, SECTOR 2 = I1 to FL, DIFF = Difference To Personal Best Lap, P = Crossed Finish Line in Pit Lane, D = Time Disallowed

P7 12		Cedric BLOCH		Kawasaki ZX6R - Brigit's Group & SDC Performance			
IDEAL LAP TIME : 2:00.990		BEST LAP TIME : 2:00.990		DIFFERENCE : 0.000			
LAP	SECTOR 1	SECTOR 2	LAP TIME	MPH	DIFF	TIME OF DAY	
1 -	1:27.707	42.680	2:10.387	81.97	9.397	09:02:34.799	
2 -	1:23.078	41.728	2:04.806	85.63	3.816	09:04:39.605	
3 -	1:21.474	40.406	2:01.880 (2)	87.69	0.890	09:06:41.485	
4 -	1:21.327	40.639	2:01.966 (3)	87.63	0.976	09:08:43.451	
5 -	1:21.678	41.656	2:03.334	86.65	2.344	09:10:46.785	
6 -	<b>1:20.900</b>	<b>40.090</b>	<b>2:00.990 (1)</b>	<b>88.33</b>		<b>09:12:47.775</b>	

P8 26		Adam HARTGROVE		Yamaha R6 -			
IDEAL LAP TIME : 2:01.026		BEST LAP TIME : 2:01.737		DIFFERENCE : 0.711			
LAP	SECTOR 1	SECTOR 2	LAP TIME	MPH	DIFF	TIME OF DAY	
1 -	1:25.415	41.810	2:07.225	84.00	5.488	09:02:27.670	
2 -	1:21.169	<b>40.568</b>	<b>2:01.737 (1)</b>	<b>87.79</b>		<b>09:04:29.407</b>	
3 -	1:23.538	IN PIT	2:44.496 P	64.97	42.759	09:07:13.903	
4 -	OUTLAP	42.272	2:14.303	79.58	12.566	09:09:28.206	
5 -	1:21.164	40.616	2:01.780 (2)	87.76	0.043	09:11:29.986	
6 -	<b>1:20.458</b>	41.367	2:01.825 (3)	87.73	0.088	09:13:31.811	

P9 188		Dawid KRAWIECKI		Yamaha R6 - Code Blue LTD & D A East Electrical			
IDEAL LAP TIME : 2:01.919		BEST LAP TIME : 2:02.003		DIFFERENCE : 0.084			
LAP	SECTOR 1	SECTOR 2	LAP TIME	MPH	DIFF	TIME OF DAY	
1 -	1:25.509	<b>40.929</b>	2:06.438	84.53	4.435	09:02:31.093	
2 -	1:21.845	41.326	2:03.171 (2)	86.77	1.168	09:04:34.264	
3 -	<b>1:20.990</b>	41.013	<b>2:02.003 (1)</b>	<b>87.60</b>		<b>09:06:36.267</b>	
4 -	1:22.468	42.023	2:04.491	85.85	2.488	09:08:40.758	
5 -	1:22.013	42.431	2:04.444 (3)	85.88	2.441	09:10:45.202	
6 -	1:25.462	42.121	2:07.583	83.77	5.580	09:12:52.785	

P10 33		Phil ATKINSON		Yamaha R6 -			
IDEAL LAP TIME : 2:02.316		BEST LAP TIME : 2:02.414		DIFFERENCE : 0.098			
LAP	SECTOR 1	SECTOR 2	LAP TIME	MPH	DIFF	TIME OF DAY	
1 -	OUTLAP	44.835	2:45.645	64.52	43.231	09:05:46.982	
2 -	1:25.252	42.081	2:07.333	83.93	4.919	09:07:54.315	
3 -	1:21.853	41.308	2:03.161 (2)	86.78	0.747	09:09:57.476	
4 -	1:22.686	<b>40.990</b>	2:03.676 (3)	86.42	1.262	09:12:01.152	
5 -	<b>1:21.326</b>	41.088	<b>2:02.414 (1)</b>	<b>87.31</b>		<b>09:14:03.566</b>	

P11 2		Andrew GILL		Kawasaki ZX6R -			
IDEAL LAP TIME : 2:02.243		BEST LAP TIME : 2:02.578		DIFFERENCE : 0.335			
LAP	SECTOR 1	SECTOR 2	LAP TIME	MPH	DIFF	TIME OF DAY	
1 -	1:27.207	43.354	2:10.561	81.86	7.983	09:02:35.013	
2 -	1:23.260	41.903	2:05.163	85.39	2.585	09:04:40.176	
3 -	1:21.908	<b>40.670</b>	<b>2:02.578 (1)</b>	<b>87.19</b>		<b>09:06:42.754</b>	
4 -	1:23.380	41.325	2:04.705	85.70	2.127	09:08:47.459	
5 -	<b>1:21.573</b>	42.284	2:03.857 (3)	86.29	1.279	09:10:51.316	
6 -	1:21.904	41.549	2:03.453 (2)	86.57	0.875	09:12:54.769	

Weather / Track : Cloudy / Dry

Snetterton 300  
Circuit Length = 2.9689 miles  
Start: 09:00 Flag 09:12 End: 09:14

# BMCRC - MRO Championships 2021 - Rnd 2 @ Snetterton 300

Team Respro MRO 600 & BMCRC Rookie 600

## QUALIFYING - SECTOR ANALYSIS



SECTOR 1 = FL to I1, SECTOR 2 = I1 to FL, DIFF = Difference To Personal Best Lap, P = Crossed Finish Line in Pit Lane, D = Time Disallowed

P12 3		Connor THOMSON		Yamaha R6 - Utilligence/AH Performance			
IDEAL LAP TIME : 2:02.737		BEST LAP TIME : 2:02.737		DIFFERENCE : 0.000			
LAP	SECTOR 1	SECTOR 2	LAP TIME	MPH	DIFF	TIME OF DAY	
1 -	1:26.909	42.790	2:09.699	82.40	6.962	09:02:33.098	
2 -	1:22.828	41.620	2:04.448 (3)	85.88	1.711	09:04:37.546	
3 -	1:22.053	41.158	2:03.211 (2)	86.74	0.474	09:06:40.757	
4 -	<b>1:21.862</b>	<b>40.875</b>	<b>2:02.737 (1)</b>	<b>87.08</b>		<b>09:08:43.494</b>	
5 -	1:21.987	IN PIT	2:44.299 P	65.05	41.562	09:11:27.793	
6 -	OUTLAP	41.993	2:06.278	84.63	3.541	09:13:34.071	

P13 73		Harry ROWLINGS		Triumph GP2 - Steve Jordan/BER racing			
IDEAL LAP TIME : 2:02.138		BEST LAP TIME : 2:02.788		DIFFERENCE : 0.650			
LAP	SECTOR 1	SECTOR 2	LAP TIME	MPH	DIFF	TIME OF DAY	
1 -	1:24.959	IN PIT	3:00.140 P	59.33	57.352	09:03:23.382	
2 -	OUTLAP	43.178	2:13.867	79.84	11.079	09:05:37.249	
3 -	1:23.344	41.356	2:04.700	85.71	1.912	09:07:41.949	
4 -	1:22.017	41.125	2:03.142 (2)	86.79	0.354	09:09:45.091	
5 -	<b>1:21.566</b>	42.133	2:03.699 (3)	86.40	0.911	09:11:48.790	
6 -	1:22.216	<b>40.572</b>	<b>2:02.788 (1)</b>	<b>87.04</b>		<b>09:13:51.578</b>	

P14 7 C		Tom BENSTED		Triumph 675 - Significant Debt Racing			
IDEAL LAP TIME : 2:02.766		BEST LAP TIME : 2:02.927		DIFFERENCE : 0.161			
LAP	SECTOR 1	SECTOR 2	LAP TIME	MPH	DIFF	TIME OF DAY	
1 -	1:28.489	42.934	2:11.423	81.32	8.496	09:02:34.319	
2 -	1:23.179	42.046	2:05.225 (3)	85.35	2.298	09:04:39.544	
3 -	<b>1:21.744</b>	41.183	<b>2:02.927 (1)</b>	<b>86.94</b>		<b>09:06:42.471</b>	
4 -	1:21.955	<b>41.022</b>	2:02.977 (2)	86.91	0.050	09:08:45.448	
5 -	1:22.928	43.863	2:06.791	84.29	3.864	09:10:52.239	
6 -	1:23.110	43.177	2:06.287	84.63	3.360	09:12:58.526	

P15 60		Jack YOUNGE		Yamaha R6 - Chase Timber / iceni motorcycles			
IDEAL LAP TIME : 2:03.925		BEST LAP TIME : 2:03.925		DIFFERENCE : 0.000			
LAP	SECTOR 1	SECTOR 2	LAP TIME	MPH	DIFF	TIME OF DAY	
1 -	1:32.634	44.331	2:16.965	78.03	13.040	09:03:38.487	
2 -	1:26.696	43.845	2:10.541	81.87	6.616	09:05:49.028	
3 -	1:24.681	42.709	2:07.390	83.90	3.465	09:07:56.418	
4 -	1:23.129	41.493	2:04.622 (2)	85.76	0.697	09:10:01.040	
5 -	1:22.996	41.881	2:04.877 (3)	85.58	0.952	09:12:05.917	
6 -	<b>1:22.554</b>	<b>41.371</b>	<b>2:03.925 (1)</b>	<b>86.24</b>		<b>09:14:09.842</b>	

P16 13		Doug EDMONDSON		Triumph Daytona - Stan Stephens Tuning			
IDEAL LAP TIME : 2:03.998		BEST LAP TIME : 2:04.083		DIFFERENCE : 0.085			
LAP	SECTOR 1	SECTOR 2	LAP TIME	MPH	DIFF	TIME OF DAY	
1 -	1:31.885	43.806	2:15.691	78.76	11.608	09:02:43.816	
2 -	1:25.013	43.722	2:08.735	83.02	4.652	09:04:52.551	
3 -	1:24.189	<b>41.954</b>	2:06.143 (3)	84.72	2.060	09:06:58.694	
4 -	1:22.468	42.445	2:04.913 (2)	85.56	0.830	09:09:03.607	
5 -	<b>1:22.044</b>	42.039	<b>2:04.083 (1)</b>	<b>86.13</b>		<b>09:11:07.690</b>	
6 -	1:22.631	45.237	2:07.868	83.58	3.785	09:13:15.558	

Weather / Track : Cloudy / Dry

Snetterton 300  
Circuit Length = 2.9689 miles  
Start: 09:00 Flag 09:12 End: 09:14

# BMCRC - MRO Championships 2021 - Rnd 2 @ Snetterton 300

## Team Respro MRO 600 & BMCRC Rookie 600

### QUALIFYING - SECTOR ANALYSIS



SECTOR 1 = FL to I1, SECTOR 2 = I1 to FL, DIFF = Difference To Personal Best Lap, P = Crossed Finish Line in Pit Lane, D = Time Disallowed

P17 111		Ryan FOLKES		Triumph Daytona - Carl Harrison Motorcycle Services			
IDEAL LAP TIME : 2:04.825		BEST LAP TIME : 2:04.825		DIFFERENCE : 0.000			
LAP	SECTOR 1	SECTOR 2	LAP TIME	MPH	DIFF	TIME OF DAY	
1 -	1:33.274	46.241	2:19.515	76.60	14.690	09:03:32.920	
2 -	1:29.471	43.484	2:12.955	80.38	8.130	09:05:45.875	
3 -	1:26.040	42.842	2:08.882	82.92	4.057	09:07:54.757	
4 -	1:23.613	41.899	2:05.512 (2)	85.15	0.687	09:10:00.269	
5 -	1:23.806	43.624	2:07.430 (3)	83.87	2.605	09:12:07.699	
6 -	<b>1:23.458</b>	<b>41.367</b>	<b>2:04.825 (1)</b>	<b>85.62</b>		<b>09:14:12.524</b>	

P18 321		Martin MORRIS		Kawasaki ZX6R - Morris Racing, Obsession Engineering			
IDEAL LAP TIME : 2:04.508		BEST LAP TIME : 2:04.967		DIFFERENCE : 0.459			
LAP	SECTOR 1	SECTOR 2	LAP TIME	MPH	DIFF	TIME OF DAY	
1 -	1:31.368	44.769	2:16.137	78.50	11.170	09:03:01.654	
2 -	1:25.544	42.447	2:07.991	83.50	3.024	09:05:09.645	
3 -	1:24.755	42.176	2:06.931	84.20	1.964	09:07:16.576	
4 -	1:23.734	<b>41.590</b>	2:05.324 (2)	85.28	0.357	09:09:21.900	
5 -	<b>1:22.918</b>	42.049	<b>2:04.967 (1)</b>	<b>85.52</b>		<b>09:11:26.867</b>	
6 -	1:23.549	42.038	2:05.587 (3)	85.10	0.620	09:13:32.454	

P19 95		Grant ROBERTSON		Kawasaki ZX6R -			
IDEAL LAP TIME : 2:05.076		BEST LAP TIME : 2:05.130		DIFFERENCE : 0.054			
LAP	SECTOR 1	SECTOR 2	LAP TIME	MPH	DIFF	TIME OF DAY	
1 -	1:33.461	43.809	2:17.270	77.86	12.140	09:02:43.457	
2 -	1:24.759	42.895	2:07.654	83.72	2.524	09:04:51.111	
3 -	<b>1:23.137</b>	41.993	<b>2:05.130 (1)</b>	<b>85.41</b>		<b>09:06:56.241</b>	
4 -	1:23.555	42.332	2:05.887 (3)	84.90	0.757	09:09:02.128	
5 -	1:23.440	<b>41.939</b>	2:05.379 (2)	85.24	0.249	09:11:07.507	
6 -	1:23.480	43.679	2:07.159	84.05	2.029	09:13:14.666	

P20 818 C		Alex BARKER		Yamaha R6 - Barker Woodrow LTD			
IDEAL LAP TIME : 2:05.427		BEST LAP TIME : 2:05.427		DIFFERENCE : 0.000			
LAP	SECTOR 1	SECTOR 2	LAP TIME	MPH	DIFF	TIME OF DAY	
1 -	1:30.699	44.742	2:15.441	78.91	10.014	09:02:58.799	
2 -	1:26.457	42.529	2:08.986	82.86	3.559	09:05:07.785	
3 -	1:24.033	43.486	2:07.519 (3)	83.81	2.092	09:07:15.304	
4 -	<b>1:23.542</b>	<b>41.885</b>	<b>2:05.427 (1)</b>	<b>85.21</b>		<b>09:09:20.731</b>	
5 -	1:23.727	41.912	2:05.639 (2)	85.06	0.212	09:11:26.370	
6 -	1:25.503	42.801	2:08.304	83.30	2.877	09:13:34.674	

P21 715		Kayla BARRINGTON		Yamaha R6 - Slipscreens TKB racing			
IDEAL LAP TIME : 2:05.246		BEST LAP TIME : 2:05.733		DIFFERENCE : 0.487			
LAP	SECTOR 1	SECTOR 2	LAP TIME	MPH	DIFF	TIME OF DAY	
1 -	1:46.398	42.677	2:29.075 (3)	71.69	23.342	09:04:03.660	
2 -	1:24.255	43.086	2:07.341 (2)	83.93	1.608	09:06:11.001	
3 -	<b>1:23.104</b>	IN PIT	2:57.872 P	60.08	52.139	09:09:08.873	
4 -	OUTLAP	<b>42.142</b>	2:10.759	81.73	5.026	09:11:19.632	
5 -	1:23.352	42.381	<b>2:05.733 (1)</b>	<b>85.00</b>		<b>09:13:25.365</b>	

Weather / Track : Cloudy / Dry

Snetterton 300  
Circuit Length = 2.9689 miles  
Start: 09:00 Flag 09:12 End: 09:14

# BMCRC - MRO Championships 2021 - Rnd 2 @ Snetterton 300

## Team Respro MRO 600 & BMCRC Rookie 600

### QUALIFYING - SECTOR ANALYSIS



SECTOR 1 = FL to I1, SECTOR 2 = I1 to FL, DIFF = Difference To Personal Best Lap, P = Crossed Finish Line in Pit Lane, D = Time Disallowed

P22 200 600		Dan BURNHAM		Triumph Daytona 675 - KY JAX RACING / DANIK GROUP			
IDEAL LAP TIME : 2:05.495		BEST LAP TIME : 2:05.771		DIFFERENCE : 0.276			
LAP	SECTOR 1	SECTOR 2	LAP TIME	MPH	DIFF	TIME OF DAY	
1 -	1:33.251	43.212	2:16.463	78.32	10.692	09:02:44.447	
2 -	1:24.450	42.348	2:06.798	84.29	1.027	09:04:51.245	
3 -	1:23.842	42.097	2:05.939 (2)	84.86	0.168	09:06:57.184	
4 -	<b>1:23.478</b>	42.617	2:06.095 (3)	84.76	0.324	09:09:03.279	
5 -	1:23.754	<b>42.017</b>	<b>2:05.771 (1)</b>	<b>84.98</b>		<b>09:11:09.050</b>	
6 -	1:24.913	42.247	2:07.160	84.05	1.389	09:13:16.210	

P23 100 C		Craig HOWTON		Kawasaki ZX6R - ME			
IDEAL LAP TIME : 2:05.370		BEST LAP TIME : 2:05.816		DIFFERENCE : 0.446			
LAP	SECTOR 1	SECTOR 2	LAP TIME	MPH	DIFF	TIME OF DAY	
1 -	1:30.386	43.490	2:13.876	79.83	8.060	09:02:40.273	
2 -	1:25.112	41.921	2:07.033	84.13	1.217	09:04:47.306	
3 -	1:24.232	<b>41.584</b>	<b>2:05.816 (1)</b>	<b>84.95</b>		<b>09:06:53.122</b>	
4 -	1:24.193	41.975	2:06.168 (3)	84.71	0.352	09:08:59.290	
5 -	<b>1:23.786</b>	42.058	2:05.844 (2)	84.93	0.028	09:11:05.134	
6 -	1:24.118	42.234	2:06.352	84.58	0.536	09:13:11.486	

P24 212 600		Matt PALLETT		Kawasaki ZX6R - In:timber			
IDEAL LAP TIME : 2:05.694		BEST LAP TIME : 2:05.924		DIFFERENCE : 0.230			
LAP	SECTOR 1	SECTOR 2	LAP TIME	MPH	DIFF	TIME OF DAY	
1 -	1:31.240	45.335	2:16.575	78.25	10.651	09:03:01.127	
2 -	1:26.341	43.423	2:09.764	82.36	3.840	09:05:10.891	
3 -	1:24.583	42.745	2:07.328 (2)	83.94	1.404	09:07:18.219	
4 -	1:25.302	<b>42.139</b>	2:07.441 (3)	83.86	1.517	09:09:25.660	
5 -	1:24.780	42.806	2:07.586	83.77	1.662	09:11:33.246	
6 -	<b>1:23.555</b>	42.369	<b>2:05.924 (1)</b>	<b>84.87</b>		<b>09:13:39.170</b>	

P25 192 C		Daniel MOFFA		Kawasaki ZX6R - DM Racing			
IDEAL LAP TIME : 2:06.725		BEST LAP TIME : 2:06.725		DIFFERENCE : 0.000			
LAP	SECTOR 1	SECTOR 2	LAP TIME	MPH	DIFF	TIME OF DAY	
1 -	1:37.576	47.558	2:25.134	73.64	18.409	09:03:09.079	
2 -	1:27.344	44.212	2:11.556	81.24	4.831	09:05:20.635	
3 -	1:25.540	43.447	2:08.987 (3)	82.86	2.262	09:07:29.622	
4 -	<b>1:24.549</b>	<b>42.176</b>	<b>2:06.725 (1)</b>	<b>84.34</b>		<b>09:09:36.347</b>	
5 -	1:25.162	42.747	2:07.909 (2)	83.56	1.184	09:11:44.256	
6 -	1:27.252	42.910	2:10.162	82.11	3.437	09:13:54.418	

P26 37 C		Alexander LATHAM		Triumph Daytona - BR-8 / McCrash Racing			
IDEAL LAP TIME : 2:06.643		BEST LAP TIME : 2:06.837		DIFFERENCE : 0.194			
LAP	SECTOR 1	SECTOR 2	LAP TIME	MPH	DIFF	TIME OF DAY	
1 -	1:30.629	45.149	2:15.778	78.71	8.941	09:02:59.285	
2 -	1:26.124	48.616	2:14.740 (3)	79.32	7.903	09:05:14.025	
3 -	1:24.589	<b>42.248</b>	<b>2:06.837 (1)</b>	<b>84.26</b>		<b>09:07:20.862</b>	
4 -	<b>1:24.395</b>	45.013	2:09.408 (2)	82.59	2.571	09:09:30.270	

P27 132 C		Mitchell GILBERT		Suzuki GSXR 600 - The Asap Group			
IDEAL LAP TIME : 2:07.270		BEST LAP TIME : 2:07.270		DIFFERENCE : 0.000			
LAP	SECTOR 1	SECTOR 2	LAP TIME	MPH	DIFF	TIME OF DAY	
1 -	1:31.382	44.699	2:16.081	78.54	8.811	09:02:58.486	
2 -	1:26.924	43.231	2:10.155	82.11	2.885	09:05:08.641	
3 -	1:25.078	43.793	2:08.871 (2)	82.93	1.601	09:07:17.512	
4 -	1:27.369	44.467	2:11.836	81.07	4.566	09:09:29.348	
5 -	1:25.529	43.653	2:09.182 (3)	82.73	1.912	09:11:38.530	
6 -	<b>1:24.753</b>	<b>42.517</b>	<b>2:07.270 (1)</b>	<b>83.97</b>		<b>09:13:45.800</b>	

Weather / Track : Cloudy / Dry

Snetterton 300  
Circuit Length = 2.9689 miles  
Start: 09:00 Flag 09:12 End: 09:14

# BMCRC - MRO Championships 2021 - Rnd 2 @ Snetterton 300

Team Respro MRO 600 & BMCRC Rookie 600

## QUALIFYING - SECTOR ANALYSIS



SECTOR 1 = FL to I1, SECTOR 2 = I1 to FL, DIFF = Difference To Personal Best Lap, P = Crossed Finish Line in Pit Lane, D = Time Disallowed

P28 131		Jake CAMPBELL		Kawasaki ZX6R -		
IDEAL LAP TIME : 2:07.314		BEST LAP TIME : 2:07.314		DIFFERENCE : 0.000		
LAP	SECTOR 1	SECTOR 2	LAP TIME	MPH	DIFF	TIME OF DAY
1 -	1:31.985	45.983	2:17.968	77.46	10.654	09:03:00.191
2 -	1:28.123	43.603	2:11.726 (3)	81.13	4.412	09:05:11.917
3 -	<b>1:24.676</b>	<b>42.638</b>	<b>2:07.314 (1)</b>	<b>83.95</b>		<b>09:07:19.231</b>
4 -	1:26.254	45.106	2:11.360 (2)	81.36	4.046	09:09:30.591
5 -	1:28.316	44.689	2:13.005	80.35	5.691	09:11:43.596
6 -	1:28.567	44.356	2:12.923	80.40	5.609	09:13:56.519

P29 23		Austin WREN		Triumph Daytona - DWAI Racing		
IDEAL LAP TIME : 2:07.056		BEST LAP TIME : 2:07.359		DIFFERENCE : 0.303		
LAP	SECTOR 1	SECTOR 2	LAP TIME	MPH	DIFF	TIME OF DAY
1 -	1:35.428	43.485	2:18.913	76.94	11.554	09:02:45.879
2 -	1:25.777	42.304	2:08.081 (3)	83.44	0.722	09:04:53.960
3 -	1:25.288	<b>42.071</b>	<b>2:07.359 (1)</b>	<b>83.92</b>		<b>09:07:01.319</b>
4 -	<b>1:24.985</b>	42.535	2:07.520 (2)	83.81	0.161	09:09:08.839
5 -	1:26.918	43.648	2:10.566	81.85	3.207	09:11:19.405

P30 231 600		Craig MOORE		Yamaha R6 - AM Scaffolding		
IDEAL LAP TIME : 2:07.547		BEST LAP TIME : 2:07.547		DIFFERENCE : 0.000		
LAP	SECTOR 1	SECTOR 2	LAP TIME	MPH	DIFF	TIME OF DAY
1 -	1:37.214	45.072	2:22.286	75.11	14.739	09:03:11.566
2 -	1:26.860	45.021	2:11.881	81.04	4.334	09:05:23.447
3 -	1:26.386	43.606	2:09.992 (3)	82.22	2.445	09:07:33.439
4 -	1:25.414	43.157	2:08.571 (2)	83.12	1.024	09:09:42.010
5 -	<b>1:24.467</b>	<b>43.080</b>	<b>2:07.547 (1)</b>	<b>83.79</b>		<b>09:11:49.557</b>

P31 99		Michael SIMMONS		Yamaha R6 - Westcountry Windings		
IDEAL LAP TIME : 2:07.697		BEST LAP TIME : 2:07.957		DIFFERENCE : 0.260		
LAP	SECTOR 1	SECTOR 2	LAP TIME	MPH	DIFF	TIME OF DAY
1 -	1:31.639	45.614	2:17.253	77.87	9.296	09:03:00.121
2 -	1:26.065	43.070	2:09.135	82.76	1.178	09:05:09.256
3 -	1:25.337	<b>43.029</b>	2:08.366 (2)	83.26	0.409	09:07:17.622
4 -	1:27.182	45.011	2:12.193	80.85	4.236	09:09:29.815
5 -	1:25.549	43.059	2:08.608 (3)	83.10	0.651	09:11:38.423
6 -	<b>1:24.668</b>	43.289	<b>2:07.957 (1)</b>	<b>83.52</b>		<b>09:13:46.380</b>

P32 96 C		Ross BANHAM		Honda CBR600 - Hutfields of Botley		
IDEAL LAP TIME : 2:08.537		BEST LAP TIME : 2:08.918		DIFFERENCE : 0.381		
LAP	SECTOR 1	SECTOR 2	LAP TIME	MPH	DIFF	TIME OF DAY
1 -	1:38.173	48.932	2:27.105	72.65	18.187	09:03:21.148
2 -	1:27.821	45.447	2:13.268	80.19	4.350	09:05:34.416
3 -	1:26.600	43.521	2:10.121 (2)	82.13	1.203	09:07:44.537
4 -	<b>1:25.680</b>	43.238	<b>2:08.918 (1)</b>	<b>82.90</b>		<b>09:09:53.455</b>
5 -	1:27.422	<b>42.857</b>	2:10.279 (3)	82.03	1.361	09:12:03.734

P33 373		Robert PRICE		Suzuki GSXR -		
IDEAL LAP TIME : 2:09.061		BEST LAP TIME : 2:09.376		DIFFERENCE : 0.315		
LAP	SECTOR 1	SECTOR 2	LAP TIME	MPH	DIFF	TIME OF DAY
1 -	1:30.096	44.343	2:14.439	79.50	5.063	09:02:40.376
2 -	1:26.930	43.663	2:10.593	81.84	1.217	09:04:50.969
3 -	1:26.281	43.578	2:09.859 (2)	82.30	0.483	09:07:00.828
4 -	1:26.965	<b>43.085</b>	2:10.050 (3)	82.18	0.674	09:09:10.878
5 -	<b>1:25.976</b>	43.400	<b>2:09.376 (1)</b>	<b>82.61</b>		<b>09:11:20.254</b>
6 -	1:26.702	44.188	2:10.890	81.65	1.514	09:13:31.144

Weather / Track : Cloudy / Dry

Snetterton 300  
Circuit Length = 2.9689 miles  
Start: 09:00 Flag 09:12 End: 09:14

# BMCRC - MRO Championships 2021 - Rnd 2 @ Snetterton 300

## Team Respro MRO 600 & BMCRC Rookie 600

### QUALIFYING - SECTOR ANALYSIS



SECTOR 1 = FL to I1, SECTOR 2 = I1 to FL, DIFF = Difference To Personal Best Lap, P = Crossed Finish Line in Pit Lane, D = Time Disallowed

P34 501 600 Ashley COID			Kawasaki ZX636R -			
IDEAL LAP TIME : 2:09.599		BEST LAP TIME : 2:09.599		DIFFERENCE : 0.000		
LAP	SECTOR 1	SECTOR 2	LAP TIME	MPH	DIFF	TIME OF DAY
1 -	1:36.867	47.344	2:24.211	74.11	14.612	09:03:09.031
2 -	1:28.565	45.520	2:14.085 (3)	79.71	4.486	09:05:23.116
3 -	1:26.019	43.907	2:09.926 (2)	82.26	0.327	09:07:33.042
4 -	<b>1:25.821</b>	<b>43.778</b>	<b>2:09.599 (1)</b>	<b>82.47</b>		<b>09:09:42.641</b>

P35 51 600 Ross CLARKE			Kawasaki ZX600RR - Ross clarke Farriery			
IDEAL LAP TIME : 2:09.848		BEST LAP TIME : 2:09.848		DIFFERENCE : 0.000		
LAP	SECTOR 1	SECTOR 2	LAP TIME	MPH	DIFF	TIME OF DAY
1 -	1:41.532	48.826	2:30.358	71.08	20.510	09:03:36.501
2 -	1:31.855	47.625	2:19.480	76.62	9.632	09:05:55.981
3 -	1:29.129	45.439	2:14.568 (2)	79.42	4.720	09:08:10.549
4 -	1:30.469	46.435	2:16.904 (3)	78.06	7.056	09:10:27.453
5 -	<b>1:25.950</b>	<b>43.898</b>	<b>2:09.848 (1)</b>	<b>82.31</b>		<b>09:12:37.301</b>

P36 43 C Daniel SALES			Yamaha R6 - Team Freddie, Ron & Frankie			
IDEAL LAP TIME : 2:10.917		BEST LAP TIME : 2:11.232		DIFFERENCE : 0.315		
LAP	SECTOR 1	SECTOR 2	LAP TIME	MPH	DIFF	TIME OF DAY
1 -	1:34.679	46.878	2:21.557	75.50	10.325	09:03:05.761
2 -	1:28.904	46.317	2:15.221	79.04	3.989	09:05:20.982
3 -	1:27.005	45.763	2:12.768	80.50	1.536	09:07:33.750
4 -	1:27.399	<b>44.074</b>	2:11.473 (3)	81.29	0.241	09:09:45.223
5 -	<b>1:26.843</b>	44.416	2:11.259 (2)	81.42	0.027	09:11:56.482
6 -	1:26.954	44.278	<b>2:11.232 (1)</b>	<b>81.44</b>		<b>09:14:07.714</b>

P37 624 C Matthew FEDRICK			Yamaha R6 - M. Fedrick Farriers ltd/ Palmer Race Skool			
IDEAL LAP TIME : 2:11.987		BEST LAP TIME : 2:12.095		DIFFERENCE : 0.108		
LAP	SECTOR 1	SECTOR 2	LAP TIME	MPH	DIFF	TIME OF DAY
1 -	1:39.849	48.079	2:27.928	72.25	15.833	09:03:14.241
2 -	1:30.839	46.136	2:16.975	78.02	4.880	09:05:31.216
3 -	1:28.156	44.895	2:13.051 (3)	80.33	0.956	09:07:44.267
4 -	1:27.762	<b>44.333</b>	<b>2:12.095 (1)</b>	<b>80.91</b>		<b>09:09:56.362</b>
5 -	<b>1:27.654</b>	44.988	2:12.642 (2)	80.57	0.547	09:12:09.004
6 -	1:28.391	44.783	2:13.174	80.25	1.079	09:14:22.178

P38 991 C Marc CUNNINGHAM			Yamaha R6 -			
IDEAL LAP TIME : 2:12.786		BEST LAP TIME : 2:12.786		DIFFERENCE : 0.000		
LAP	SECTOR 1	SECTOR 2	LAP TIME	MPH	DIFF	TIME OF DAY
1 -	1:34.132	48.625	2:22.757	74.86	9.971	09:03:45.972
2 -	1:29.742	44.593	2:14.335 (3)	79.56	1.549	09:06:00.307
3 -	1:28.636	44.596	2:13.232 (2)	80.22	0.446	09:08:13.539
4 -	1:28.766	45.802	2:14.568	79.42	1.782	09:10:28.107
5 -	<b>1:28.206</b>	<b>44.580</b>	<b>2:12.786 (1)</b>	<b>80.49</b>		<b>09:12:40.893</b>

P39 8 C Dave SAUNDERS			Honda CBR600 - ETR Building & Civil Engineering Ltd			
IDEAL LAP TIME : 2:13.124		BEST LAP TIME : 2:13.124		DIFFERENCE : 0.000		
LAP	SECTOR 1	SECTOR 2	LAP TIME	MPH	DIFF	TIME OF DAY
1 -	1:36.603	46.595	2:23.198	74.63	10.074	09:03:07.918
2 -	1:28.357	46.958	2:15.315	78.98	2.191	09:05:23.233
3 -	1:29.337	45.949	2:15.286	79.00	2.162	09:07:38.519
4 -	1:28.120	46.048	2:14.168 (2)	79.66	1.044	09:09:52.687
5 -	1:29.691	45.463	2:15.154 (3)	79.08	2.030	09:12:07.841
6 -	<b>1:27.813</b>	<b>45.311</b>	<b>2:13.124 (1)</b>	<b>80.28</b>		<b>09:14:20.965</b>

Weather / Track : Cloudy / Dry

Snetterton 300  
Circuit Length = 2.9689 miles  
Start: 09:00 Flag 09:12 End: 09:14

# BMCRC - MRO Championships 2021 - Rnd 2 @ Snetterton 300

## Team Respro MRO 600 & BMCRC Rookie 600

### QUALIFYING - SECTOR ANALYSIS



SECTOR 1 = FL to I1, SECTOR 2 = I1 to FL, DIFF = Difference To Personal Best Lap, P = Crossed Finish Line in Pit Lane, D = Time Disallowed

P40 228 600 Paul MCFADDEN		Kawasaki ZX636 -				
IDEAL LAP TIME : 2:13.078		BEST LAP TIME : 2:13.222		DIFFERENCE : 0.144		
LAP	SECTOR 1	SECTOR 2	LAP TIME	MPH	DIFF	TIME OF DAY
1 -	1:34.864	44.825	2:19.689	76.51	6.467	09:02:45.891
2 -	1:30.031	45.422	2:15.453	78.90	2.231	09:05:01.344
3 -	1:29.351	45.274	2:14.625	79.39	1.403	09:07:15.969
4 -	1:28.466	<b>44.756</b>	<b>2:13.222 (1)</b>	<b>80.22</b>		<b>09:09:29.191</b>
5 -	1:29.439	44.827	2:14.266 (3)	79.60	1.044	09:11:43.457
6 -	<b>1:28.322</b>	44.986	2:13.308 (2)	80.17	0.086	09:13:56.765

P41 636 600 Matthew MILLS		Kawasaki ZX6R -				
IDEAL LAP TIME : 2:13.256		BEST LAP TIME : 2:13.521		DIFFERENCE : 0.265		
LAP	SECTOR 1	SECTOR 2	LAP TIME	MPH	DIFF	TIME OF DAY
1 -	1:41.013	47.364	2:28.377	72.03	14.856	09:03:16.458
2 -	1:30.952	45.233	2:16.185	78.48	2.664	09:05:32.643
3 -	1:29.365	<b>44.156</b>	<b>2:13.521 (1)</b>	<b>80.04</b>		<b>09:07:46.164</b>
4 -	<b>1:29.100</b>	45.722	2:14.822 (2)	79.27	1.301	09:10:00.986
5 -	1:29.852	46.059	2:15.911 (3)	78.64	2.390	09:12:16.897

P42 117 Benjamin STONARD		Yamaha R6 -				
IDEAL LAP TIME : 2:15.338		BEST LAP TIME : 2:15.783		DIFFERENCE : 0.445		
LAP	SECTOR 1	SECTOR 2	LAP TIME	MPH	DIFF	TIME OF DAY
1 -	1:44.125	49.566	2:33.691	69.54	17.908	09:03:20.231
2 -	1:32.806	47.601	2:20.407 (3)	76.12	4.624	09:05:40.638
3 -	1:31.048	46.288	2:17.336 (2)	77.82	1.553	09:07:57.974
4 -	1:29.825	<b>45.958</b>	<b>2:15.783 (1)</b>	<b>78.71</b>		<b>09:10:13.757</b>

P43 62 600 Oliver NUNN		Yamaha R6 - IT UK & STVL				
IDEAL LAP TIME : 2:16.046		BEST LAP TIME : 2:16.046		DIFFERENCE : 0.000		
LAP	SECTOR 1	SECTOR 2	LAP TIME	MPH	DIFF	TIME OF DAY
1 -	1:42.417	52.158	2:34.575	69.14	18.529	09:03:29.950
2 -	1:34.135	47.879	2:22.014 (2)	75.26	5.968	09:05:51.964
3 -	<b>1:29.502</b>	<b>46.544</b>	<b>2:16.046 (1)</b>	<b>78.56</b>		<b>09:08:08.010</b>
4 -	1:36.518	52.572	2:29.090 (3)	71.68	13.044	09:10:37.100

P44 98 600 Timothy WALSH		Triumph 675 - T P WALSH PHE				
IDEAL LAP TIME : 2:15.870		BEST LAP TIME : 2:16.765		DIFFERENCE : 0.895		
LAP	SECTOR 1	SECTOR 2	LAP TIME	MPH	DIFF	TIME OF DAY
1 -	1:41.167	51.043	2:32.210	70.21	15.445	09:03:22.315
2 -	1:33.662	47.323	2:20.985	75.81	4.220	09:05:43.300
3 -	1:30.984	48.796	2:19.780 (2)	76.46	3.015	09:08:03.080
4 -	1:31.310	<b>45.455</b>	<b>2:16.765 (1)</b>	<b>78.14</b>		<b>09:10:19.845</b>
5 -	<b>1:30.415</b>	49.893	2:20.308 (3)	76.17	3.543	09:12:40.153

P45 144 C Nick CRONIN		Yamaha R6 -				
IDEAL LAP TIME : 2:16.825		BEST LAP TIME : 2:16.825		DIFFERENCE : 0.000		
LAP	SECTOR 1	SECTOR 2	LAP TIME	MPH	DIFF	TIME OF DAY
1 -	1:46.763	51.819	2:38.582	67.39	21.757	09:03:25.306
2 -	1:38.294	47.986	2:26.280	73.06	9.455	09:05:51.586
3 -	1:31.976	46.267	2:18.243 (2)	77.31	1.418	09:08:09.829
4 -	1:32.727	48.496	2:21.223 (3)	75.68	4.398	09:10:31.052
5 -	<b>1:30.791</b>	<b>46.034</b>	<b>2:16.825 (1)</b>	<b>78.11</b>		<b>09:12:47.877</b>

Weather / Track : Cloudy / Dry

Snetterton 300  
Circuit Length = 2.9689 miles  
Start: 09:00 Flag 09:12 End: 09:14

# BMCRC - MRO Championships 2021 - Rnd 2 @ Snetterton 300

## Team Respro MRO 600 & BMCRC Rookie 600

### QUALIFYING - SECTOR ANALYSIS



SECTOR 1 = FL to I1, SECTOR 2 = I1 to FL, DIFF = Difference To Personal Best Lap, P = Crossed Finish Line in Pit Lane, D = Time Disallowed

P46 76 600 Paul BOXALL			Yamaha R6 - WG Tyres			
IDEAL LAP TIME : 2:18.901		BEST LAP TIME : 2:18.901		DIFFERENCE : 0.000		
LAP	SECTOR 1	SECTOR 2	LAP TIME	MPH	DIFF	TIME OF DAY
1 -	1:42.159	50.489	2:32.648	70.01	13.747	09:03:23.618
2 -	1:33.318	49.359	2:22.677	74.91	3.776	09:05:46.295
3 -	1:32.921	48.181	2:21.102 (2)	75.74	2.201	09:08:07.397
4 -	1:33.092	48.077	2:21.169 (3)	75.71	2.268	09:10:28.566
5 -	<b>1:32.019</b>	<b>46.882</b>	<b>2:18.901 (1)</b>	<b>76.94</b>		<b>09:12:47.467</b>

P47 70 C Sean HALL			Yamaha R6 - S and Y Ceramics			
IDEAL LAP TIME : 2:20.350		BEST LAP TIME : 2:20.448		DIFFERENCE : 0.098		
LAP	SECTOR 1	SECTOR 2	LAP TIME	MPH	DIFF	TIME OF DAY
1 -	1:41.782	51.981	2:33.763	69.51	13.315	09:03:48.601
2 -	1:34.177	49.294	2:23.471	74.49	3.023	09:06:12.072
3 -	<b>1:32.597</b>	47.851	<b>2:20.448 (1)</b>	<b>76.09</b>		<b>09:08:32.520</b>
4 -	1:33.043	48.582	2:21.625 (2)	75.46	1.177	09:10:54.145
5 -	1:34.323	<b>47.753</b>	2:22.076 (3)	75.22	1.628	09:13:16.221

P48 50 Paul ROBSON			Kawaski ZX6R - RBProperty services & Environment Lighting			
IDEAL LAP TIME : 2:19.567		BEST LAP TIME : 2:20.468		DIFFERENCE : 0.901		
LAP	SECTOR 1	SECTOR 2	LAP TIME	MPH	DIFF	TIME OF DAY
1 -	1:40.340	50.185	2:30.525	71.00	10.057	09:03:21.615
2 -	1:34.081	47.444	2:21.525 (3)	75.52	1.057	09:05:43.140
3 -	1:33.051	47.417	<b>2:20.468 (1)</b>	<b>76.08</b>		<b>09:08:03.608</b>
4 -	1:33.641	<b>47.079</b>	2:20.720 (2)	75.95	0.252	09:10:24.328

P49 686 600 Liam SPILLER			Honda CBR 600RR - Liam Spiller			
IDEAL LAP TIME : 2:21.834		BEST LAP TIME : 2:21.834		DIFFERENCE : 0.000		
LAP	SECTOR 1	SECTOR 2	LAP TIME	MPH	DIFF	TIME OF DAY
1 -	1:42.834	51.964	2:34.798	69.04	12.964	09:03:29.513
2 -	1:35.945	50.779	2:26.724	72.84	4.890	09:05:56.237
3 -	1:35.605	49.842	2:25.447 (3)	73.48	3.613	09:08:21.684
4 -	1:33.827	49.074	2:22.901 (2)	74.79	1.067	09:10:44.585
5 -	<b>1:33.182</b>	<b>48.652</b>	<b>2:21.834 (1)</b>	<b>75.35</b>		<b>09:13:06.419</b>

P50 174 600 Adam DOCKSEY			Kawasaki ZX-6 -			
IDEAL LAP TIME : 2:24.856		BEST LAP TIME : 2:25.402		DIFFERENCE : 0.546		
LAP	SECTOR 1	SECTOR 2	LAP TIME	MPH	DIFF	TIME OF DAY
1 -	1:52.328	53.916	2:46.244	64.29	20.842	09:03:36.316
2 -	1:44.306	52.757	2:37.063	68.04	11.661	09:06:13.379
3 -	1:38.675	50.311	2:28.986 (3)	71.73	3.584	09:08:42.365
4 -	<b>1:35.585</b>	49.817	<b>2:25.402 (1)</b>	<b>73.50</b>		<b>09:11:07.767</b>
5 -	1:37.680	<b>49.271</b>	2:26.951 (2)	72.73	1.549	09:13:34.718

P51 25 600 Killian O'DRISCOLL-HADJI			Suzuki GSXR 600 -			
IDEAL LAP TIME : 2:26.410		BEST LAP TIME : 2:26.982		DIFFERENCE : 0.572		
LAP	SECTOR 1	SECTOR 2	LAP TIME	MPH	DIFF	TIME OF DAY
1 -	1:45.397	52.744	2:38.141	67.58	11.159	09:03:25.607
2 -	1:39.124	51.063	2:30.187	71.16	3.205	09:05:55.794
3 -	1:37.474	50.828	2:28.302 (3)	72.06	1.320	09:08:24.096
4 -	1:38.445	<b>49.846</b>	2:28.291 (2)	72.07	1.309	09:10:52.387
5 -	<b>1:36.564</b>	50.418	<b>2:26.982 (1)</b>	<b>72.71</b>		<b>09:13:19.369</b>

Weather / Track : Cloudy / Dry

Snetterton 300  
Circuit Length = 2.9689 miles  
Start: 09:00 Flag 09:12 End: 09:14



# BMCRC - MRO Championships 2021 - Rnd 2 @ Snetterton 300

Team Respro MRO 600 & BMCRC Rookie 600

## QUALIFYING - SECTOR ANALYSIS



SECTOR 1 = FL to I1, SECTOR 2 = I1 to FL, DIFF = Difference To Personal Best Lap, P = Crossed Finish Line in Pit Lane, D = Time Disallowed

P52 155		Eliot SMITH		Honda CBR600RR - Pro-Moto Europe Ltd			
IDEAL LAP TIME : 2:26.744		BEST LAP TIME : 2:27.598		DIFFERENCE : 0.854			
LAP	SECTOR 1	SECTOR 2	LAP TIME	MPH	DIFF	TIME OF DAY	
1 -	1:49.026	51.193	2:40.219	66.70	12.621	09:03:05.783	
2 -	1:39.737	<b>49.680</b>	2:29.417	71.53	1.819	09:05:35.200	
3 -	1:37.997	50.311	2:28.308 (2)	72.06	0.710	09:08:03.508	
4 -	1:37.133	50.465	<b>2:27.598 (1)</b>	<b>72.41</b>		<b>09:10:31.106</b>	
5 -	<b>1:37.064</b>	51.395	2:28.459 (3)	71.99	0.861	09:12:59.565	

P53 456 600		Jake MOLONEY		Yamaha R6 -			
IDEAL LAP TIME : 2:27.786		BEST LAP TIME : 2:28.216		DIFFERENCE : 0.430			
LAP	SECTOR 1	SECTOR 2	LAP TIME	MPH	DIFF	TIME OF DAY	
1 -	1:46.483	53.070	2:39.553	66.98	11.337	09:03:23.562	
2 -	1:39.652	51.630	2:31.282 (3)	70.65	3.066	09:05:54.844	
3 -	1:40.217	50.621	2:30.838 (2)	70.85	2.622	09:08:25.682	
4 -	<b>1:38.091</b>	50.125	<b>2:28.216 (1)</b>	<b>72.11</b>		<b>09:10:53.898</b>	
5 -	1:47.334	<b>49.695</b>	2:37.029	68.06	8.813	09:13:30.927	

P54 42 600		Kai EVANS		Suzuki GSXR 600 - CBS Ltd Construction and Engineering			
IDEAL LAP TIME :		BEST LAP TIME : 2:33.057		DIFFERENCE :			
LAP	SECTOR 1	SECTOR 2	LAP TIME	MPH	DIFF	TIME OF DAY	
1 -			2:36.200 (2)	68.42	3.143	09:03:40.899	
2 -			<b>2:33.057 (1)</b>	<b>69.83</b>		<b>09:06:13.956</b>	

P55 63 600		Robert BUSH		Suzuki GSXR 600 - Legacy Racing			
IDEAL LAP TIME : 2:40.041		BEST LAP TIME : 2:40.041		DIFFERENCE : 0.000			
LAP	SECTOR 1	SECTOR 2	LAP TIME	MPH	DIFF	TIME OF DAY	
1 -	1:54.351	56.174	2:50.525 (3)	62.67	10.484	09:03:43.611	
2 -	1:46.392	57.390	2:43.782 (2)	65.25	3.741	09:06:27.393	
3 -	<b>1:45.233</b>	<b>54.808</b>	<b>2:40.041 (1)</b>	<b>66.78</b>		<b>09:09:07.434</b>	

Weather / Track : Cloudy / Dry

Snetterton 300  
 Circuit Length = 2.9689 miles  
 Start: 09:00 Flag 09:12 End: 09:14

# BMCRC - MRO Championships 2021 - Rnd 2 @ Snetterton 300

## Team Respro MRO 600 & BMCRC Rookie 600

### QUALIFYING - BEST SECTORS

SECTOR 1			SECTOR 2			IDEAL / BEST COMPARISON						
POS	NO	NAME	TIME	NO	NAME	TIME	POS	NO	NAME	IDEAL	BEST	DIFF
									<b>PERFECT LAP</b>	<b>1:58.352</b>		
1	6	WHEELER	1:18.931	55	VALLELEY	39.421	1	6	WHEELER	1:58.407	1:58.848	0.441
2	9	WALSH	1:19.621	6	WHEELER	39.476	2	55	VALLELEY	1:59.297	1:59.376	0.079
3	55	VALLELEY	1:19.876	154	NORVAL	39.836	3	9	WALSH	1:59.778	1:59.778	0.000
4	154	NORVAL	1:19.994	36	FOWLE	39.997	4	154	NORVAL	1:59.830	2:00.031	0.201
5	26	HARTGROVE	1:20.458	12	BLOCH	40.090	5	36	FOWLE	2:00.680	2:00.680	0.000
6	36	FOWLE	1:20.683	9	WALSH	40.157	6	12	BLOCH	2:00.990	2:00.990	0.000
7	12	BLOCH	1:20.900	26	HARTGROVE	40.568	7	26	HARTGROVE	2:01.026	2:01.737	0.711
8	188	KRAWIECKI	1:20.990	73	ROWLINGS	40.572	8	188	KRAWIECKI	2:01.919	2:02.003	0.084
9	33	ATKINSON	1:21.326	2	GILL	40.670	9	73	ROWLINGS	2:02.138	2:02.788	0.650
10	73	ROWLINGS	1:21.566	3	THOMSON	40.875	10	2	GILL	2:02.243	2:02.578	0.335
11	2	GILL	1:21.573	188	KRAWIECKI	40.929	11	33	ATKINSON	2:02.316	2:02.414	0.098
12	7	BENSTED	1:21.744	33	ATKINSON	40.990	12	3	THOMSON	2:02.737	2:02.737	0.000
13	3	THOMSON	1:21.862	7	BENSTED	41.022	13	7	BENSTED	2:02.766	2:02.927	0.161
14	13	EDMONDSON	1:22.044	111	FOLKES	41.367	14	60	YOUNGE	2:03.925	2:03.925	0.000
15	60	YOUNGE	1:22.554	60	YOUNGE	41.371	15	13	EDMONDSON	2:03.998	2:04.083	0.085
16	321	MORRIS	1:22.918	100	HOWTON	41.584	16	321	MORRIS	2:04.508	2:04.967	0.459
17	715	BARRINGTON	1:23.104	321	MORRIS	41.590	17	111	FOLKES	2:04.825	2:04.825	0.000
18	95	ROBERTSON	1:23.137	818	BARKER	41.885	18	95	ROBERTSON	2:05.076	2:05.130	0.054
19	111	FOLKES	1:23.458	95	ROBERTSON	41.939	19	715	BARRINGTON	2:05.246	2:05.733	0.487
20	200	BURNHAM	1:23.478	13	EDMONDSON	41.954	20	100	HOWTON	2:05.370	2:05.816	0.446
21	818	BARKER	1:23.542	200	BURNHAM	42.017	21	818	BARKER	2:05.427	2:05.427	0.000
22	212	PALLET	1:23.555	23	WREN	42.071	22	200	BURNHAM	2:05.495	2:05.771	0.276
23	100	HOWTON	1:23.786	212	PALLET	42.139	23	212	PALLET	2:05.694	2:05.924	0.230
24	37	LATHAM	1:24.395	715	BARRINGTON	42.142	24	37	LATHAM	2:06.643	2:06.837	0.194
25	231	MOORE	1:24.467	192	MOFFA	42.176	25	192	MOFFA	2:06.725	2:06.725	0.000
26	192	MOFFA	1:24.549	37	LATHAM	42.248	26	23	WREN	2:07.056	2:07.359	0.303
27	99	SIMMONS	1:24.668	132	GILBERT	42.517	27	132	GILBERT	2:07.270	2:07.270	0.000
28	131	CAMPBELL	1:24.676	131	CAMPBELL	42.638	28	131	CAMPBELL	2:07.314	2:07.314	0.000
29	132	GILBERT	1:24.753	96	BANHAM	42.857	29	231	MOORE	2:07.547	2:07.547	0.000
30	23	WREN	1:24.985	99	SIMMONS	43.029	30	99	SIMMONS	2:07.697	2:07.957	0.260
31	96	BANHAM	1:25.680	231	MOORE	43.080	31	96	BANHAM	2:08.537	2:08.918	0.381
32	501	COID	1:25.821	373	PRICE	43.085	32	373	PRICE	2:09.061	2:09.376	0.315
33	51	CLARKE	1:25.950	501	COID	43.778	33	501	COID	2:09.599	2:09.599	0.000
34	373	PRICE	1:25.976	51	CLARKE	43.898	34	51	CLARKE	2:09.848	2:09.848	0.000
35	43	SALES	1:26.843	43	SALES	44.074	35	43	SALES	2:10.917	2:11.232	0.315
36	624	FEDRICK	1:27.654	636	MILLS	44.156	36	624	FEDRICK	2:11.987	2:12.095	0.108
37	8	SAUNDERS	1:27.813	624	FEDRICK	44.333	37	991	CUNNINGHAM	2:12.786	2:12.786	0.000
38	991	CUNNINGHAM	1:28.206	991	CUNNINGHAM	44.580	38	228	MCFADDEN	2:13.078	2:13.222	0.144
39	228	MCFADDEN	1:28.322	228	MCFADDEN	44.756	39	8	SAUNDERS	2:13.124	2:13.124	0.000
40	636	MILLS	1:29.100	8	SAUNDERS	45.311	40	636	MILLS	2:13.256	2:13.521	0.265
41	117	STONARD	1:29.380	98	WALSH	45.455	41	117	STONARD	2:15.338	2:15.783	0.445
42	62	NUNN	1:29.502	117	STONARD	45.958	42	98	WALSH	2:15.870	2:16.765	0.895
43	98	WALSH	1:30.415	144	CRONIN	46.034	43	62	NUNN	2:16.046	2:16.046	0.000
44	144	CRONIN	1:30.791	62	NUNN	46.544	44	144	CRONIN	2:16.825	2:16.825	0.000
45	76	BOXALL	1:32.019	76	BOXALL	46.882	45	76	BOXALL	2:18.901	2:18.901	0.000
46	50	ROBSON	1:32.488	50	ROBSON	47.079	46	50	ROBSON	2:19.567	2:20.468	0.901
47	70	HALL	1:32.597	70	HALL	47.753	47	70	HALL	2:20.350	2:20.448	0.098
48	686	SPILLER	1:33.182	686	SPILLER	48.652	48	686	SPILLER	2:21.834	2:21.834	0.000
49	174	DOCKSEY	1:35.585	174	DOCKSEY	49.271	49	174	DOCKSEY	2:24.856	2:25.402	0.546
50	25	O'DRISCOLL-HADJI	1:36.564	155	SMITH	49.680	50	25	O'DRISCOLL-HADJI	2:26.410	2:26.982	0.572
51	155	SMITH	1:37.064	456	MOLONEY	49.695	51	155	SMITH	2:26.744	2:27.598	0.854
52	456	MOLONEY	1:38.091	25	O'DRISCOLL-HADJI	49.846	52	456	MOLONEY	2:27.786	2:28.216	0.430
53	63	BUSH	1:45.233	63	BUSH	54.808	53	63	BUSH	2:40.041	2:40.041	0.000
54							54	86	JENNER		1:59.901	
55							55	42	EVANS		2:33.057	

Weather / Track : Cloudy / Dry

Snetterton 300

Circuit Length = 2.9689 miles

Start: 09:00 Flag 09:12 End: 09:14

Results can be found at [www.tsl-timing.com](http://www.tsl-timing.com)

Printed - 09:15 Saturday, 29 May 2021

# BMCRC - MRO Championships 2021 - Rnd 2 @ Snetterton 300

## Team Respro MRO 600 & BMCRC Rookie 600

### QUALIFYING - STATISTICS

<b>Competitors Started</b>	55
<b>Planned Start</b>	2021-05-29 @ 09:00:00.000
<b>Actual Start</b>	2021-05-29 @ 09:00:12.273
<b>Finish Time</b>	2021-05-29 @ 09:12:16.896
<b>Track Length</b>	2.9689mi.
<b>Total Laps</b>	293
<b>Total Distance Covered</b>	869.8910mi.

### Session Fastest Lap History

NO	CL	NAME	LAP TIME	TIME OF DAY	LAP	VEHICLE
26		Adam HARTGROVE	<b>2:07.225</b>	09:02:27.687	1	Yamaha R6
36		Harry FOWLE	<b>2:06.609</b>	09:02:28.292	1	Triumph Daytona
6		Conor WHEELER	<b>2:05.289</b>	09:02:28.347	1	Harris Yamaha
26		Adam HARTGROVE	<b>2:01.737</b>	09:04:29.423	2	Yamaha R6
9		Glenn WALSH	<b>2:00.878</b>	09:04:30.335	2	Yamaha R6
9		Glenn WALSH	<b>1:59.778</b>	09:06:30.113	3	Yamaha R6
6		Conor WHEELER	<b>1:59.521</b>	09:11:06.833	5	Harris Yamaha
55		Louis VALLELEY	<b>1:59.376</b>	09:11:22.228	5	Yamaha R6
6		Conor WHEELER	<b>1:58.848</b>	09:13:05.681	6	Harris Yamaha

### Flag History

TYPE	TIME OF DAY
GREEN	09:00:12.273
FINISH	09:12:16.896

### Flag Statistics

TYPE	COUNT	TOTAL LAPS	TOTAL TIME
Green	1	6	14:19.329
Red	0	0	0.000
Safety Car	0	0	0.000
FCY	0	0	0.000

# BMCRC - MRO Championships 2021 - Rnd 2 @ Snetterton 300

Team Respro MRO 600 & BMCRC Rookie 600

## QUALIFYING - STATISTICS

CLASS :

26 Starters

### Fastest Lap History

NO	NAME	LAP TIME	TIME OF DAY	LAP	VEHICLE
26	Adam HARTGROVE	2:07.225	09:02:27.687	1	Yamaha R6
36	Harry FOWLE	2:06.609	09:02:28.292	1	Triumph Daytona
6	Conor WHEELER	2:05.289	09:02:28.347	1	Harris Yamaha
26	Adam HARTGROVE	2:01.737	09:04:29.423	2	Yamaha R6
9	Glenn WALSH	2:00.878	09:04:30.335	2	Yamaha R6
9	Glenn WALSH	1:59.778	09:06:30.113	3	Yamaha R6
6	Conor WHEELER	1:59.521	09:11:06.833	5	Harris Yamaha
55	Louis VALLELEY	1:59.376	09:11:22.228	5	Yamaha R6
6	Conor WHEELER	1:58.848	09:13:05.681	6	Harris Yamaha

Weather / Track : Cloudy / Dry

Results can be found at [www.tsl-timing.com](http://www.tsl-timing.com)

Page 2 of 4

Snetterton 300  
Circuit Length = 2.9689 miles  
Start: 09:00 Flag 09:12 End: 09:14

Printed - 09:15 Saturday, 29 May 2021

# BMCRC - MRO Championships 2021 - Rnd 2 @ Snetterton 300

Team Respro MRO 600 & BMCRC Rookie 600

## QUALIFYING - STATISTICS

CLASS : C

13 Starters

### Fastest Lap History

NO	NAME	LAP TIME	TIME OF DAY	LAP	VEHICLE
7	Tom BENSTED	<b>2:11.423</b>	09:02:34.321	1	Triumph 675
7	Tom BENSTED	<b>2:05.225</b>	09:04:39.547	2	Triumph 675
7	Tom BENSTED	<b>2:02.927</b>	09:06:42.473	3	Triumph 675

Weather / Track : Cloudy / Dry

Results can be found at [www.tsl-timing.com](http://www.tsl-timing.com)

Page 3 of 4

Snetterton 300  
Circuit Length = 2.9689 miles  
Start: 09:00 Flag 09:12 End: 09:14

Printed - 09:15 Saturday, 29 May 2021

# BMCRC - MRO Championships 2021 - Rnd 2 @ Snetterton 300

Team Respro MRO 600 & BMCRC Rookie 600

## QUALIFYING - STATISTICS

CLASS : 600

16 Starters

### Fastest Lap History

NO	NAME	LAP TIME	TIME OF DAY	LAP	VEHICLE
200	Dan BURNHAM	<b>2:16.463</b>	09:02:44.454	1	Triumph Daytona 675
200	Dan BURNHAM	<b>2:06.798</b>	09:04:51.253	2	Triumph Daytona 675
200	Dan BURNHAM	<b>2:05.939</b>	09:06:57.191	3	Triumph Daytona 675
200	Dan BURNHAM	<b>2:05.771</b>	09:11:09.056	5	Triumph Daytona 675

# BMCRC - MRO Championships 2021 - Rnd 2 @ Snetterton 300

## Thunderbike Ultra & BMCRC Rookie 1000

### QUALIFYING - CLASSIFICATION



POS	NO	CL	PIC NAME	ENTRY	TIME	ON	LAPS	GAP	DIFF	MPH
1	11	U	1 Josh HARVEY	Yamaha R1 - NR Racing	1:59.706	3	4			89.28
2	100	1000	1 Antony HUNTER	Kawasaki ZX10 - Uncletoms motoring centre	2:00.568	3	6	0.862	0.862	88.64
3	53	1000	2 Seamus McGLYNN	Yamaha R1 -	2:02.277	5	5	2.571	1.709	87.40
4	508	1000	3 Daniel McFADDEN	Kawasaki ZX10RR -	2:02.278	4	5	2.572	0.001	87.40
5	43	U	2 Steve PALMER	Suzuki GSXR1000 K6 - K6/Mk1 Transit racing	2:03.126	3	5	3.420	0.848	86.80
6	5	U	3 Stacey KILLWORTH	Suzuki GSXR 1000 - Greenplant/Everns	2:03.148	4	5	3.442	0.022	86.79
7	41	U	4 David ABRAHAM	Yamaha R1 - Cambridge Motorcycles	2:04.089	3	5	4.383	0.941	86.13
8	344	1000	4 Andrew WILLIAMS	Suzuki GSXR1000 - Standard signs	2:04.125	5	6	4.419	0.036	86.10
9	19	1000	5 Lee GRANT	Yamaha R1M - Grant carpentry and construction ltd	2:05.404	4	5	5.698	1.279	85.22
10	80	U	5 Mike YATES	Ducati 1198 - R-EM Tyre Covers	2:05.601	3	4	5.895	0.197	85.09
11	165	U	6 Richard BUTT	Suzuki GSXR1000 -	2:05.798	5	6	6.092	0.197	84.96
12	421	U	7 Daniel TINSLEY	Yamaha R1 -	2:06.176	4	5	6.470	0.378	84.70
13	201	1000	6 Scott WEST	Suzuki GSXR1000 -	2:06.344	4	5	6.638	0.168	84.59
14	102	U	8 James FEARN	Suzuki GSXR1000 - Jwf tiling, palmer race skool, the f	2:06.537	5	6	6.831	0.193	84.46
15	90	U	9 Edward WATSON	Suzuki GSXR 1000 - TEA Time Racing	2:06.603	4	6	6.897	0.066	84.42
16	78	U	10 Jamie THOMAS	Suzuki GSXR 1000 - Team RubyRacing	2:06.673	2	5	6.967	0.070	84.37
17	29	U	11 Cecil DINSMORE	Suzuki GSXR 1000 - KnC Motorsport	2:06.713	4	5	7.007	0.040	84.34
18	110	1000	7 Michael CLARKE	Yamaha R1 - BIKEBASE.ltd	2:06.845	4	5	7.139	0.132	84.26
19	82	U	12 Matt HINNELLS	Yamaha R1 - BD Racing	2:07.039	5	6	7.333	0.194	84.13
20	258	U	13 Ande FRIEND	Kawasaki ZX10R - Flying colours Motorcycle Training	2:07.052	5	5	7.346	0.013	84.12
21	60	U	14 Liam McCARTER	Yamaha R1 -	2:07.838	4	5	8.132	0.786	83.60
22	123	1000	8 James VINCER	Yamaha YZFR1 - Keam Electrical Services	2:08.142	4	5	8.436	0.304	83.40
23	17	U	15 Jordan KILLWORTH	Kawasaki ZX-10R -	2:08.369	5	5	8.663	0.227	83.26
24	175	1000	9 Arlindo PESTANA	BMW S1000RR - Pep's racing	2:09.343	3	5	9.637	0.974	82.63
25	163	1000	10 Riccardo BIGUZZI	BMW S1000RR - Jardiner	2:11.337	4	5	11.631	1.994	81.37
26	23	U	16 Justin ROSE	Yamaha R1 -	2:11.710	4	5	12.004	0.373	81.14
27	107	1000	11 Dave WILLIAMSON	Kawasaki ZX10R -	2:12.226	2	5	12.520	0.516	80.83
28	999	1000	12 Jack DWYER	Suzuki GSXR750 SRAD -	2:14.778	4	5	15.072	2.552	79.30
29	86	1000	13 Frederico LOPES	Yamaha R1 - FLR Procurement Ltd	2:15.242	3	3	15.536	0.464	79.02
30	180	1000	14 Mark OVEL	Yamaha R1 - I NEED A SPONSOR	2:15.243	4	5	15.537	0.001	79.02
31	147	1000	15 Mark SKEVINGTON	Suzuki GSXR 1000 -	2:15.349	5	5	15.643	0.106	78.96
32	82	1000	16 Paul MORRIS	Suzuki GSXR 1000 - Rpm Performance & Engineering	2:15.505	4	5	15.799	0.156	78.87
33	20	U	17 Connor SWYER	Suzuki GSXR 1000 K6 - WSC Performace & Owkay clo	2:17.088	4	5	17.382	1.583	77.96
34	45	1000	17 Glenn SMITH	Kawasaki ZX10R -	2:18.988	3	4	19.282	1.900	76.89
35	261	1000	18 Roberto Di GREGORIO	Ducati 899 PANIGALE -	2:19.003	5	5	19.297	0.015	76.89
36	300	1000	19 Aaren CARPENTER	Kawasaki ZX10R -	2:20.479	4	5	20.773	1.476	76.08
37	30	1000	20 Mariusz SAWICKI	BMW S1000RR - MMS Decorators(uk)ltd	2:20.821	2	4	21.115	0.342	75.89
38	15	1000	21 Will LONGDEN	Yamaha R1M -	2:22.663	3	4	22.957	1.842	74.91
39	21	U	18 Danny BRENNAN	Yamaha R1 - Greenplantuk	2:22.783	3	4	23.077	0.120	74.85
40	500	1000	22 Jeremy BARRETT	Honda FIREBLADE -	2:24.749	2	5	25.043	1.966	73.83

Weather / Track : Cloudy / Dry

These results are provisional until the conclusion of any judicial and technical matters.

Snetterton 300

Circuit Length = 2.9689 miles

Start: 09:16 Flag 09:27 End: 09:29

Clerk Of Course :	Stewards :	Timekeeper : Craig Smith
-------------------	------------	--------------------------

Results can be found at [www.tsl-timing.com](http://www.tsl-timing.com)

Printed - 09:30 Saturday, 29 May 2021



# BMCRC - MRO Championships 2021 - Rnd 2 @ Snetterton 300

## Thunderbike Ultra & BMCRC Rookie 1000

### QUALIFYING - SECTOR ANALYSIS



SECTOR 1 = FL to I1, SECTOR 2 = I1 to FL, DIFF = Difference To Personal Best Lap, P = Crossed Finish Line in Pit Lane, D = Time Disallowed

P1 11 U		Josh HARVEY		Yamaha R1 - NR Racing		
IDEAL LAP TIME : 1:59.706		BEST LAP TIME : 1:59.706		DIFFERENCE : 0.000		
LAP	SECTOR 1	SECTOR 2	LAP TIME	MPH	DIFF	TIME OF DAY
1 -	1:26.787	42.780	2:09.567	82.49	9.861	09:18:57.167
2 -	1:21.916	40.511	2:02.427 (3)	87.30	2.721	09:20:59.594
3 -	<b>1:19.413</b>	<b>40.293</b>	<b>1:59.706 (1)</b>	<b>89.28</b>		<b>09:22:59.300</b>
4 -	1:20.163	40.394	2:00.557 (2)	88.65	0.851	09:24:59.857

P2 100 1000		Antony HUNTER		Kawasaki ZX10 - Uncletoms motoring centre		
IDEAL LAP TIME : 2:00.568		BEST LAP TIME : 2:00.568		DIFFERENCE : 0.000		
LAP	SECTOR 1	SECTOR 2	LAP TIME	MPH	DIFF	TIME OF DAY
1 -	1:24.866	40.908	2:05.774 (3)	84.97	5.206	09:18:24.663
2 -	1:20.567	40.599	2:01.166 (2)	88.21	0.598	09:20:25.829
3 -	<b>1:20.537</b>	<b>40.031</b>	<b>2:00.568 (1)</b>	<b>88.64</b>		<b>09:22:26.397</b>
4 -	1:30.003	43.930	2:13.933	79.80	13.365	09:24:40.330
5 -	1:23.538	44.198	2:07.736	83.67	7.168	09:26:48.066
6 -	1:26.107	48.839	2:14.946	79.20	14.378	09:29:03.012

P3 53 1000		Seamus McGLYNN		Yamaha R1 -		
IDEAL LAP TIME : 2:02.108		BEST LAP TIME : 2:02.277		DIFFERENCE : 0.169		
LAP	SECTOR 1	SECTOR 2	LAP TIME	MPH	DIFF	TIME OF DAY
1 -	1:34.316	43.303	2:17.619	77.66	15.342	09:19:05.463
2 -	1:24.571	42.157	2:06.728	84.33	4.451	09:21:12.191
3 -	<b>1:21.414</b>	40.880	2:02.294 (2)	87.39	0.017	09:23:14.485
4 -	1:21.842	41.159	2:03.001 (3)	86.89	0.724	09:25:17.486
5 -	1:21.583	<b>40.694</b>	<b>2:02.277 (1)</b>	<b>87.40</b>		<b>09:27:19.763</b>

P4 508 1000		Daniel McFADDEN		Kawasaki ZX10RR -		
IDEAL LAP TIME : 2:01.286		BEST LAP TIME : 2:02.278		DIFFERENCE : 0.992		
LAP	SECTOR 1	SECTOR 2	LAP TIME	MPH	DIFF	TIME OF DAY
1 -	1:33.423	42.250	2:15.673	78.77	13.395	09:19:09.996
2 -	1:22.163	42.495	2:04.658 (3)	85.73	2.380	09:21:14.654
3 -	1:24.396	41.101	2:05.497	85.16	3.219	09:23:20.151
4 -	1:21.254	<b>41.024</b>	<b>2:02.278 (1)</b>	<b>87.40</b>		<b>09:25:22.429</b>
5 -	<b>1:20.262</b>	42.217	2:02.479 (2)	87.26	0.201	09:27:24.908

P5 43 U		Steve PALMER		Suzuki GSXR1000 K6 - K6/Mk1 Transit racing		
IDEAL LAP TIME : 2:03.126		BEST LAP TIME : 2:03.126		DIFFERENCE : 0.000		
LAP	SECTOR 1	SECTOR 2	LAP TIME	MPH	DIFF	TIME OF DAY
1 -	1:32.649	43.617	2:16.266	78.43	13.140	09:19:08.315
2 -	1:23.555	42.112	2:05.667 (2)	85.05	2.541	09:21:13.982
3 -	<b>1:22.131</b>	<b>40.995</b>	<b>2:03.126 (1)</b>	<b>86.80</b>		<b>09:23:17.108</b>
4 -	1:35.050	1:01.067	2:36.117	68.46	32.991	09:25:53.225
5 -	1:24.654	45.556	2:10.210 (3)	82.08	7.084	09:28:03.435

P6 5 U		Stacey KILLWORTH		Suzuki GSXR 1000 - Greenplant/Everns		
IDEAL LAP TIME : 2:01.569		BEST LAP TIME : 2:03.148		DIFFERENCE : 1.579		
LAP	SECTOR 1	SECTOR 2	LAP TIME	MPH	DIFF	TIME OF DAY
1 -	1:37.751	42.356	2:20.107	76.28	16.959	09:19:16.628
2 -	1:24.612	41.281	2:05.893	84.89	2.745	09:21:22.521
3 -	1:22.315	41.665	2:03.980 (3)	86.20	0.832	09:23:26.501
4 -	1:22.384	<b>40.764</b>	<b>2:03.148 (1)</b>	<b>86.79</b>		<b>09:25:29.649</b>
5 -	<b>1:20.805</b>	42.416	2:03.221 (2)	86.73	0.073	09:27:32.870

Weather / Track : Cloudy / Dry

Snetterton 300  
Circuit Length = 2.9689 miles  
Start: 09:16 Flag 09:27 End: 09:29



# BMCRC - MRO Championships 2021 - Rnd 2 @ Snetterton 300

## Thunderbike Ultra & BMCRC Rookie 1000

### QUALIFYING - SECTOR ANALYSIS



SECTOR 1 = FL to I1, SECTOR 2 = I1 to FL, DIFF = Difference To Personal Best Lap, P = Crossed Finish Line in Pit Lane, D = Time Disallowed

P7 41 U		David ABRAHAM		Yamaha R1 - Cambridge Motorcycles		
IDEAL LAP TIME : 2:03.199		BEST LAP TIME : 2:04.089		DIFFERENCE : 0.890		
LAP	SECTOR 1	SECTOR 2	LAP TIME	MPH	DIFF	TIME OF DAY
1 -	1:28.724	42.595	2:11.319	81.39	7.230	09:18:29.765
2 -	1:23.649	41.447	2:05.096	85.43	1.007	09:20:34.861
3 -	1:22.511	41.578	<b>2:04.089 (1)</b>	<b>86.13</b>		<b>09:22:38.950</b>
4 -	1:22.909	<b>41.321</b>	2:04.230 (2)	86.03	0.141	09:24:43.180
5 -	<b>1:21.878</b>	43.155	2:05.033 (3)	85.48	0.944	09:26:48.213

P8 344 1000		Andrew WILLIAMS		Suzuki GSXR1000 - Standard signs		
IDEAL LAP TIME : 2:03.975		BEST LAP TIME : 2:04.125		DIFFERENCE : 0.150		
LAP	SECTOR 1	SECTOR 2	LAP TIME	MPH	DIFF	TIME OF DAY
1 -	1:32.390	43.587	2:15.977	78.60	11.852	09:18:37.407
2 -	1:24.434	<b>41.679</b>	2:06.113	84.75	1.988	09:20:43.520
3 -	1:23.041	41.924	2:04.965 (3)	85.52	0.840	09:22:48.485
4 -	1:23.000	41.890	2:04.890 (2)	85.57	0.765	09:24:53.375
5 -	<b>1:22.296</b>	41.829	<b>2:04.125 (1)</b>	<b>86.10</b>		<b>09:26:57.500</b>
6 -	1:24.463	46.826	2:11.289	81.40	7.164	09:29:08.789

P9 19 1000		Lee GRANT		Yamaha R1M - Grant carpentry and construction ltd		
IDEAL LAP TIME : 2:04.985		BEST LAP TIME : 2:05.404		DIFFERENCE : 0.419		
LAP	SECTOR 1	SECTOR 2	LAP TIME	MPH	DIFF	TIME OF DAY
1 -	1:30.374	42.639	2:13.013	80.35	7.609	09:19:04.197
2 -	1:26.146	43.965	2:10.111 (3)	82.14	4.707	09:21:14.308
3 -	1:24.352	42.616	2:06.968 (2)	84.17	1.564	09:23:21.276
4 -	1:23.675	<b>41.729</b>	<b>2:05.404 (1)</b>	<b>85.22</b>		<b>09:25:26.680</b>
5 -	<b>1:23.256</b>	47.673	2:10.929	81.63	5.525	09:27:37.609

P10 80 U		Mike YATES		Ducati 1198 - R-EM Tyre Covers		
IDEAL LAP TIME : 2:05.601		BEST LAP TIME : 2:05.601		DIFFERENCE : 0.000		
LAP	SECTOR 1	SECTOR 2	LAP TIME	MPH	DIFF	TIME OF DAY
1 -	1:28.408	43.485	2:11.893	81.03	6.292	09:21:09.553
2 -	1:24.424	42.984	2:07.408 (2)	83.88	1.807	09:23:16.961
3 -	<b>1:23.255</b>	<b>42.346</b>	<b>2:05.601 (1)</b>	<b>85.09</b>		<b>09:25:22.562</b>
4 -	1:23.904	45.347	2:09.251 (3)	82.69	3.650	09:27:31.813

P11 165 U		Richard BUTT		Suzuki GSXR1000 -		
IDEAL LAP TIME : 2:05.434		BEST LAP TIME : 2:05.798		DIFFERENCE : 0.364		
LAP	SECTOR 1	SECTOR 2	LAP TIME	MPH	DIFF	TIME OF DAY
1 -	1:31.826	43.420	2:15.246	79.02	9.448	09:18:35.771
2 -	1:25.492	42.101	2:07.593	83.76	1.795	09:20:43.364
3 -	1:24.671	42.350	2:07.021	84.14	1.223	09:22:50.385
4 -	1:24.408	42.249	2:06.657 (3)	84.38	0.859	09:24:57.042
5 -	1:24.252	<b>41.546</b>	<b>2:05.798 (1)</b>	<b>84.96</b>		<b>09:27:02.840</b>
6 -	<b>1:23.888</b>	42.615	2:06.503 (2)	84.48	0.705	09:29:09.343

P12 421 U		Daniel TINSLEY		Yamaha R1 -		
IDEAL LAP TIME : 2:05.568		BEST LAP TIME : 2:06.176		DIFFERENCE : 0.608		
LAP	SECTOR 1	SECTOR 2	LAP TIME	MPH	DIFF	TIME OF DAY
1 -	1:35.682	45.867	2:21.549	75.50	15.373	09:19:14.945
2 -	1:26.285	43.500	2:09.785	82.35	3.609	09:21:24.730
3 -	1:24.542	42.951	2:07.493 (3)	83.83	1.317	09:23:32.223
4 -	1:23.854	<b>42.322</b>	<b>2:06.176 (1)</b>	<b>84.70</b>		<b>09:25:38.399</b>
5 -	<b>1:23.246</b>	43.719	2:06.965 (2)	84.18	0.789	09:27:45.364

Weather / Track : Cloudy / Dry

Snetterton 300  
Circuit Length = 2.9689 miles  
Start: 09:16 Flag 09:27 End: 09:29

# BMCR - MRO Championships 2021 - Rnd 2 @ Snetterton 300

## Thunderbike Ultra & BMCR Rookie 1000

### QUALIFYING - SECTOR ANALYSIS



SECTOR 1 = FL to I1, SECTOR 2 = I1 to FL, DIFF = Difference To Personal Best Lap, P = Crossed Finish Line in Pit Lane, D = Time Disallowed

P13 201 1000 Scott WEST			Suzuki GSXR1000 -			
IDEAL LAP TIME : 2:06.270			BEST LAP TIME : 2:06.344		DIFFERENCE : 0.074	
LAP	SECTOR 1	SECTOR 2	LAP TIME	MPH	DIFF	TIME OF DAY
1 -	1:29.716	43.729	2:13.445	80.09	7.101	09:19:03.636
2 -	1:25.039	44.943	2:09.982	82.22	3.638	09:21:13.618
3 -	1:25.963	42.281	2:08.244 (2)	83.34	1.900	09:23:21.862
4 -	1:24.217	<b>42.127</b>	<b>2:06.344 (1)</b>	<b>84.59</b>		<b>09:25:28.206</b>
5 -	<b>1:24.143</b>	44.296	2:08.439 (3)	83.21	2.095	09:27:36.645

P14 102 U James FEARN			Suzuki GSXR1000 - Jwf tiling, palmer race skool, the factory			
IDEAL LAP TIME : 2:06.495			BEST LAP TIME : 2:06.537		DIFFERENCE : 0.042	
LAP	SECTOR 1	SECTOR 2	LAP TIME	MPH	DIFF	TIME OF DAY
1 -	1:34.575	44.445	2:19.020	76.88	12.483	09:18:47.367
2 -	1:26.175	42.773	2:08.948	82.88	2.411	09:20:56.315
3 -	1:25.007	<b>42.146</b>	2:07.153 (2)	84.05	0.616	09:23:03.468
4 -	1:24.947	43.313	2:08.260 (3)	83.33	1.723	09:25:11.728
5 -	<b>1:24.349</b>	42.188	<b>2:06.537 (1)</b>	<b>84.46</b>		<b>09:27:18.265</b>
6 -	1:24.440	43.840	2:08.280	83.31	1.743	09:29:26.545

P15 90 U Edward WATSON			Suzuki GSXR 1000 - TEA Time Racing			
IDEAL LAP TIME : 2:06.603			BEST LAP TIME : 2:06.603		DIFFERENCE : 0.000	
LAP	SECTOR 1	SECTOR 2	LAP TIME	MPH	DIFF	TIME OF DAY
1 -	1:31.145	44.396	2:15.541	78.85	8.938	09:18:33.685
2 -	1:25.663	43.132	2:08.795	82.98	2.192	09:20:42.480
3 -	1:24.172	43.604	2:07.776 (3)	83.64	1.173	09:22:50.256
4 -	<b>1:23.846</b>	<b>42.757</b>	<b>2:06.603 (1)</b>	<b>84.42</b>		<b>09:24:56.859</b>
5 -	1:24.386	43.226	2:07.612 (2)	83.75	1.009	09:27:04.471
6 -	1:24.468	44.678	2:09.146	82.75	2.543	09:29:13.617

P16 78 U Jamie THOMAS			Suzuki GSXR 1000 - Team RubyRacing			
IDEAL LAP TIME : 2:06.673			BEST LAP TIME : 2:06.673		DIFFERENCE : 0.000	
LAP	SECTOR 1	SECTOR 2	LAP TIME	MPH	DIFF	TIME OF DAY
1 -	1:30.671	42.390	2:13.061 (3)	80.32	6.388	09:18:38.369
2 -	<b>1:24.795</b>	<b>41.878</b>	<b>2:06.673 (1)</b>	<b>84.37</b>		<b>09:20:45.042</b>
3 -	1:24.977	42.239	2:07.216 (2)	84.01	0.543	09:22:52.258
4 -	1:25.344	IN PIT	2:57.821 P	60.10	51.148	09:25:50.079
5 -	OUTLAP	42.553	2:16.369	78.37	9.696	09:28:06.448

P17 29 U Cecil DINSMORE			Suzuki GSXR 1000 - KnC Motorsport			
IDEAL LAP TIME : 2:06.713			BEST LAP TIME : 2:06.713		DIFFERENCE : 0.000	
LAP	SECTOR 1	SECTOR 2	LAP TIME	MPH	DIFF	TIME OF DAY
1 -	1:33.663	43.591	2:17.254	77.87	10.541	09:19:07.995
2 -	1:27.396	43.179	2:10.575	81.85	3.862	09:21:18.570
3 -	1:24.933	42.738	2:07.671 (2)	83.71	0.958	09:23:26.241
4 -	<b>1:24.040</b>	<b>42.673</b>	<b>2:06.713 (1)</b>	<b>84.34</b>		<b>09:25:32.954</b>
5 -	1:24.595	43.414	2:08.009 (3)	83.49	1.296	09:27:40.963

P18 110 1000 Michael CLARKE			Yamaha R1 - BIKEBASE.ltd			
IDEAL LAP TIME : 2:05.965			BEST LAP TIME : 2:06.845		DIFFERENCE : 0.880	
LAP	SECTOR 1	SECTOR 2	LAP TIME	MPH	DIFF	TIME OF DAY
1 -	1:29.423	43.891	2:13.314	80.17	6.469	09:20:24.272
2 -	1:24.654	<b>42.612</b>	2:07.266 (2)	83.98	0.421	09:22:31.538
3 -	1:25.137	43.780	2:08.917	82.90	2.072	09:24:40.455
4 -	<b>1:23.353</b>	43.492	<b>2:06.845 (1)</b>	<b>84.26</b>		<b>09:26:47.300</b>
5 -	1:23.576	45.268	2:08.844 (3)	82.95	1.999	09:28:56.144

Weather / Track : Cloudy / Dry

Snetterton 300  
Circuit Length = 2.9689 miles  
Start: 09:16 Flag 09:27 End: 09:29

# BMCRC - MRO Championships 2021 - Rnd 2 @ Snetterton 300

## Thunderbike Ultra & BMCRC Rookie 1000

### QUALIFYING - SECTOR ANALYSIS



SECTOR 1 = FL to I1, SECTOR 2 = I1 to FL, DIFF = Difference To Personal Best Lap, P = Crossed Finish Line in Pit Lane, D = Time Disallowed

P19 82 U		Matt HINNELLS		Yamaha R1 - BD Racing			
IDEAL LAP TIME : 2:06.958		BEST LAP TIME : 2:07.039		DIFFERENCE : 0.081			
LAP	SECTOR 1	SECTOR 2	LAP TIME	MPH	DIFF	TIME OF DAY	
1 -	1:31.749	43.168	2:14.917	79.21	7.878	09:18:40.003	
2 -	1:25.446	<b>42.352</b>	2:07.798 (3)	83.63	0.759	09:20:47.801	
3 -	1:24.894	42.367	2:07.261 (2)	83.98	0.222	09:22:55.062	
4 -	1:24.860	43.029	2:07.889	83.57	0.850	09:25:02.951	
5 -	<b>1:24.606</b>	42.433	<b>2:07.039 (1)</b>	<b>84.13</b>		<b>09:27:09.990</b>	
6 -	1:31.067	48.328	2:19.395	76.67	12.356	09:29:29.385	

P20 258 U		Ande FRIEND		Kawasaki ZX10R - Flying colours Motorcycle Training			
IDEAL LAP TIME : 2:06.913		BEST LAP TIME : 2:07.052		DIFFERENCE : 0.139			
LAP	SECTOR 1	SECTOR 2	LAP TIME	MPH	DIFF	TIME OF DAY	
1 -	1:38.221	45.894	2:24.115	74.16	17.063	09:19:20.317	
2 -	1:27.016	45.270	2:12.286	80.79	5.234	09:21:32.603	
3 -	1:25.450	43.154	2:08.604 (3)	83.10	1.552	09:23:41.207	
4 -	<b>1:24.546</b>	42.802	2:07.348 (2)	83.92	0.296	09:25:48.555	
5 -	1:24.685	<b>42.367</b>	<b>2:07.052 (1)</b>	<b>84.12</b>		<b>09:27:55.607</b>	

P21 60 U		Liam McCARTER		Yamaha R1 -			
IDEAL LAP TIME : 2:07.597		BEST LAP TIME : 2:07.838		DIFFERENCE : 0.241			
LAP	SECTOR 1	SECTOR 2	LAP TIME	MPH	DIFF	TIME OF DAY	
1 -	1:35.201	45.590	2:20.791	75.91	12.953	09:19:10.221	
2 -	1:33.885	43.604	2:17.489	77.73	9.651	09:21:27.710	
3 -	1:27.127	<b>42.963</b>	2:10.090 (3)	82.15	2.252	09:23:37.800	
4 -	<b>1:24.634</b>	43.204	<b>2:07.838 (1)</b>	<b>83.60</b>		<b>09:25:45.638</b>	
5 -	1:25.375	44.000	2:09.375 (2)	82.61	1.537	09:27:55.013	

P22 123 1000		James VINCER		Yamaha YZFR1 - Keam Electrical Services			
IDEAL LAP TIME : 2:08.120		BEST LAP TIME : 2:08.142		DIFFERENCE : 0.022			
LAP	SECTOR 1	SECTOR 2	LAP TIME	MPH	DIFF	TIME OF DAY	
1 -	1:39.255	46.833	2:26.088	73.16	17.946	09:18:52.017	
2 -	1:27.208	44.339	2:11.547 (3)	81.24	3.405	09:21:03.564	
3 -	<b>1:24.844</b>	43.531	2:08.375 (2)	83.25	0.233	09:23:11.939	
4 -	1:24.866	<b>43.276</b>	<b>2:08.142 (1)</b>	<b>83.40</b>		<b>09:25:20.081</b>	
5 -	1:25.190	47.439	2:12.629	80.58	4.487	09:27:32.710	

P23 17 U		Jordan KILLWORTH		Kawasaki ZX-10R -			
IDEAL LAP TIME : 2:07.986		BEST LAP TIME : 2:08.369		DIFFERENCE : 0.383			
LAP	SECTOR 1	SECTOR 2	LAP TIME	MPH	DIFF	TIME OF DAY	
1 -	1:37.259	45.323	2:22.582	74.96	14.213	09:19:17.170	
2 -	1:27.465	43.096	2:10.561 (3)	81.86	2.192	09:21:27.731	
3 -	<b>1:25.418</b>	54.856	2:20.274	76.19	11.905	09:23:48.005	
4 -	1:25.648	43.168	2:08.816 (2)	82.97	0.447	09:25:56.821	
5 -	1:25.801	<b>42.568</b>	<b>2:08.369 (1)</b>	<b>83.26</b>		<b>09:28:05.190</b>	

P24 175 1000		Arlindo PESTANA		BMW S1000RR - Pep's racing			
IDEAL LAP TIME : 2:09.128		BEST LAP TIME : 2:09.343		DIFFERENCE : 0.215			
LAP	SECTOR 1	SECTOR 2	LAP TIME	MPH	DIFF	TIME OF DAY	
1 -	1:39.084	49.470	2:28.554	71.94	19.211	09:19:28.835	
2 -	1:28.000	<b>43.697</b>	2:11.697 (3)	81.15	2.354	09:21:40.532	
3 -	<b>1:25.431</b>	43.912	<b>2:09.343 (1)</b>	<b>82.63</b>		<b>09:23:49.875</b>	
4 -	1:26.404	43.715	2:10.119 (2)	82.14	0.776	09:25:59.994	
5 -	1:26.252	45.894	2:12.146	80.88	2.803	09:28:12.140	

Weather / Track : Cloudy / Dry

Snetterton 300  
Circuit Length = 2.9689 miles  
Start: 09:16 Flag 09:27 End: 09:29

# BMCRC - MRO Championships 2021 - Rnd 2 @ Snetterton 300

## Thunderbike Ultra & BMCRC Rookie 1000

### QUALIFYING - SECTOR ANALYSIS



SECTOR 1 = FL to I1, SECTOR 2 = I1 to FL, DIFF = Difference To Personal Best Lap, P = Crossed Finish Line in Pit Lane, D = Time Disallowed

P25 163 1000		Riccardo BIGUZZI		BMW S1000RR - Jardiner			
IDEAL LAP TIME : 2:11.337		BEST LAP TIME : 2:11.337		DIFFERENCE : 0.000			
LAP	SECTOR 1	SECTOR 2	LAP TIME	MPH	DIFF	TIME OF DAY	
1 -	1:38.599	47.178	2:25.777	73.31	14.440	09:19:23.692	
2 -	1:29.524	45.711	2:15.235	79.03	3.898	09:21:38.927	
3 -	1:27.992	44.530	2:12.522 (2)	80.65	1.185	09:23:51.449	
4 -	<b>1:27.174</b>	<b>44.163</b>	<b>2:11.337 (1)</b>	<b>81.37</b>		<b>09:26:02.786</b>	
5 -	1:27.721	47.161	2:14.882 (3)	79.24	3.545	09:28:17.668	

P26 23 U		Justin ROSE		Yamaha R1 -			
IDEAL LAP TIME : 2:10.580		BEST LAP TIME : 2:11.710		DIFFERENCE : 1.130			
LAP	SECTOR 1	SECTOR 2	LAP TIME	MPH	DIFF	TIME OF DAY	
1 -	1:38.918	46.642	2:25.560	73.42	13.850	09:18:54.407	
2 -	1:31.530	46.199	2:17.729	77.60	6.019	09:21:12.136	
3 -	1:29.700	<b>43.920</b>	2:13.620 (3)	79.98	1.910	09:23:25.756	
4 -	1:27.639	44.071	<b>2:11.710 (1)</b>	<b>81.14</b>		<b>09:25:37.466</b>	
5 -	<b>1:26.660</b>	45.388	2:12.048 (2)	80.94	0.338	09:27:49.514	

P27 107 1000		Dave WILLIAMSON		Kawasaki ZX10R -			
IDEAL LAP TIME : 2:12.226		BEST LAP TIME : 2:12.226		DIFFERENCE : 0.000			
LAP	SECTOR 1	SECTOR 2	LAP TIME	MPH	DIFF	TIME OF DAY	
1 -	1:40.814	46.815	2:27.629	72.39	15.403	09:18:51.420	
2 -	<b>1:27.707</b>	<b>44.519</b>	<b>2:12.226 (1)</b>	<b>80.83</b>		<b>09:21:03.646</b>	
3 -	1:28.600	45.687	2:14.287 (2)	79.59	2.061	09:23:17.933	
4 -	1:30.716	46.247	2:16.963	78.03	4.737	09:25:34.896	
5 -	1:28.127	46.654	2:14.781 (3)	79.29	2.555	09:27:49.677	

P28 999 1000		Jack DWYER		Suzuki GSXR750 SRAD -			
IDEAL LAP TIME : 2:14.778		BEST LAP TIME : 2:14.778		DIFFERENCE : 0.000			
LAP	SECTOR 1	SECTOR 2	LAP TIME	MPH	DIFF	TIME OF DAY	
1 -	1:36.345	45.828	2:22.173	75.17	7.395	09:18:42.429	
2 -	1:31.790	45.867	2:17.657 (3)	77.64	2.879	09:21:00.086	
3 -	1:30.862	45.985	2:16.847 (2)	78.10	2.069	09:23:16.933	
4 -	<b>1:29.846</b>	<b>44.932</b>	<b>2:14.778 (1)</b>	<b>79.30</b>		<b>09:25:31.711</b>	
5 -	1:30.251	47.699	2:17.950	77.47	3.172	09:27:49.661	

P29 86 1000		Frederico LOPES		Yamaha R1 - FLR Procurement Ltd			
IDEAL LAP TIME : 2:15.242		BEST LAP TIME : 2:15.242		DIFFERENCE : 0.000			
LAP	SECTOR 1	SECTOR 2	LAP TIME	MPH	DIFF	TIME OF DAY	
1 -	1:42.037	50.114	2:32.151 (3)	70.24	16.909	09:19:28.405	
2 -	1:30.151	45.882	2:16.033 (2)	78.56	0.791	09:21:44.438	
3 -	<b>1:29.954</b>	<b>45.288</b>	<b>2:15.242 (1)</b>	<b>79.02</b>		<b>09:23:59.680</b>	

P30 180 1000		Mark OVEL		Yamaha R1 - I NEED A SPONSOR			
IDEAL LAP TIME : 2:15.243		BEST LAP TIME : 2:15.243		DIFFERENCE : 0.000			
LAP	SECTOR 1	SECTOR 2	LAP TIME	MPH	DIFF	TIME OF DAY	
1 -	1:36.485	47.507	2:23.992	74.22	8.749	09:19:15.378	
2 -	1:31.486	46.177	2:17.663	77.63	2.420	09:21:33.041	
3 -	1:30.409	46.158	2:16.567 (2)	78.26	1.324	09:23:49.608	
4 -	<b>1:29.506</b>	<b>45.737</b>	<b>2:15.243 (1)</b>	<b>79.02</b>		<b>09:26:04.851</b>	
5 -	1:30.122	46.625	2:16.747 (3)	78.15	1.504	09:28:21.598	

Weather / Track : Cloudy / Dry

Snetterton 300  
Circuit Length = 2.9689 miles  
Start: 09:16 Flag 09:27 End: 09:29

# BMCR - MRO Championships 2021 - Rnd 2 @ Snetterton 300

## Thunderbike Ultra & BMCR Rookie 1000

### QUALIFYING - SECTOR ANALYSIS



SECTOR 1 = FL to I1, SECTOR 2 = I1 to FL, DIFF = Difference To Personal Best Lap, P = Crossed Finish Line in Pit Lane, D = Time Disallowed

P31 147 1000		Mark SKEVINGTON		Suzuki GSXR 1000 -			
IDEAL LAP TIME : 2:15.349		BEST LAP TIME : 2:15.349		DIFFERENCE : 0.000			
LAP	SECTOR 1	SECTOR 2	LAP TIME	MPH	DIFF	TIME OF DAY	
1 -	1:42.596	52.673	2:35.269	68.83	19.920	09:19:28.150	
2 -	1:34.326	45.760	2:20.086	76.29	4.737	09:21:48.236	
3 -	1:31.977	45.579	2:17.556 (3)	77.69	2.207	09:24:05.792	
4 -	1:31.137	46.057	2:17.194 (2)	77.90	1.845	09:26:22.986	
5 -	<b>1:30.453</b>	<b>44.896</b>	<b>2:15.349 (1)</b>	<b>78.96</b>		<b>09:28:38.335</b>	

P32 82 1000		Paul MORRIS		Suzuki GSXR 1000 - Rpm Performance & Engineering			
IDEAL LAP TIME : 2:15.254		BEST LAP TIME : 2:15.505		DIFFERENCE : 0.251			
LAP	SECTOR 1	SECTOR 2	LAP TIME	MPH	DIFF	TIME OF DAY	
1 -	1:41.966	48.527	2:30.493	71.02	14.988	09:18:53.331	
2 -	1:32.063	46.335	2:18.398	77.22	2.893	09:21:11.729	
3 -	1:31.836	<b>45.628</b>	2:17.464 (3)	77.75	1.959	09:23:29.193	
4 -	<b>1:29.626</b>	45.879	<b>2:15.505 (1)</b>	<b>78.87</b>		<b>09:25:44.698</b>	
5 -	1:30.567	46.838	2:17.405 (2)	77.78	1.900	09:28:02.103	

P33 20 U		Connor SWYER		Suzuki GSXR 1000 K6 - WSC Performace & Owkay clothing			
IDEAL LAP TIME : 2:16.836		BEST LAP TIME : 2:17.088		DIFFERENCE : 0.252			
LAP	SECTOR 1	SECTOR 2	LAP TIME	MPH	DIFF	TIME OF DAY	
1 -	1:41.016	47.592	2:28.608	71.92	11.520	09:18:58.215	
2 -	1:34.004	46.832	2:20.836	75.89	3.748	09:21:19.051	
3 -	1:33.804	46.414	2:20.218 (3)	76.22	3.130	09:23:39.269	
4 -	1:31.228	<b>45.860</b>	<b>2:17.088 (1)</b>	<b>77.96</b>		<b>09:25:56.357</b>	
5 -	<b>1:30.976</b>	46.851	2:17.827 (2)	77.54	0.739	09:28:14.184	

P34 45 1000		Glenn SMITH		Kawasaki ZX10R -			
IDEAL LAP TIME : 2:18.546		BEST LAP TIME : 2:18.988		DIFFERENCE : 0.442			
LAP	SECTOR 1	SECTOR 2	LAP TIME	MPH	DIFF	TIME OF DAY	
1 -	1:41.207	48.936	2:30.143	71.18	11.155	09:18:54.424	
2 -	1:33.183	46.233	2:19.416 (3)	76.66	0.428	09:21:13.840	
3 -	1:32.921	<b>46.067</b>	<b>2:18.988 (1)</b>	<b>76.89</b>		<b>09:23:32.828</b>	
4 -	<b>1:32.479</b>	46.898	2:19.377 (2)	76.68	0.389	09:25:52.205	

P35 261 1000		Roberto Di GREGORIO		Ducati 899 PANIGALE -			
IDEAL LAP TIME : 2:19.003		BEST LAP TIME : 2:19.003		DIFFERENCE : 0.000			
LAP	SECTOR 1	SECTOR 2	LAP TIME	MPH	DIFF	TIME OF DAY	
1 -	1:39.702	49.998	2:29.700	71.39	10.697	09:18:52.031	
2 -	1:36.180	48.674	2:24.854	73.78	5.851	09:21:16.885	
3 -	1:33.411	47.704	2:21.115 (2)	75.74	2.112	09:23:38.000	
4 -	1:34.614	47.576	2:22.190 (3)	75.16	3.187	09:26:00.190	
5 -	<b>1:31.941</b>	<b>47.062</b>	<b>2:19.003 (1)</b>	<b>76.89</b>		<b>09:28:19.193</b>	

P36 300 1000		Aaren CARPENTER		Kawasaki ZX10R -			
IDEAL LAP TIME : 2:20.479		BEST LAP TIME : 2:20.479		DIFFERENCE : 0.000			
LAP	SECTOR 1	SECTOR 2	LAP TIME	MPH	DIFF	TIME OF DAY	
1 -	1:42.664	51.566	2:34.230	69.29	13.751	09:19:27.482	
2 -	1:34.301	49.123	2:23.424	74.52	2.945	09:21:50.906	
3 -	1:34.667	48.264	2:22.931 (3)	74.77	2.452	09:24:13.837	
4 -	<b>1:33.011</b>	<b>47.468</b>	<b>2:20.479 (1)</b>	<b>76.08</b>		<b>09:26:34.316</b>	
5 -	1:33.934	48.159	2:22.093 (2)	75.21	1.614	09:28:56.409	

Weather / Track : Cloudy / Dry

Snetterton 300  
Circuit Length = 2.9689 miles  
Start: 09:16 Flag 09:27 End: 09:29

# BMCRC - MRO Championships 2021 - Rnd 2 @ Snetterton 300

## Thunderbike Ultra & BMCRC Rookie 1000

### QUALIFYING - SECTOR ANALYSIS



SECTOR 1 = FL to I1, SECTOR 2 = I1 to FL, DIFF = Difference To Personal Best Lap, P = Crossed Finish Line in Pit Lane, D = Time Disallowed

P37 30 1000 Mariusz SAWICKI		BMW S1000RR - MMS Decorators(uk)ltd				
IDEAL LAP TIME : 2:20.821		BEST LAP TIME : 2:20.821		DIFFERENCE : 0.000		
LAP	SECTOR 1	SECTOR 2	LAP TIME	MPH	DIFF	TIME OF DAY
1 -	1:45.834	49.070	2:34.904	68.99	14.083	09:19:03.895
2 -	<b>1:33.122</b>	<b>47.699</b>	<b>2:20.821 (1)</b>	<b>75.89</b>		<b>09:21:24.716</b>
3 -	1:34.331	48.149	2:22.480 (2)	75.01	1.659	09:23:47.196
4 -	1:35.227	48.507	2:23.734 (3)	74.36	2.913	09:26:10.930

P38 15 1000 Will LONGDEN		Yamaha R1M -				
IDEAL LAP TIME : 2:22.663		BEST LAP TIME : 2:22.663		DIFFERENCE : 0.000		
LAP	SECTOR 1	SECTOR 2	LAP TIME	MPH	DIFF	TIME OF DAY
1 -	1:42.836	50.388	2:33.224	69.75	10.561	09:19:27.966
2 -	1:37.051	48.914	2:25.965 (3)	73.22	3.302	09:21:53.931
3 -	<b>1:34.254</b>	<b>48.409</b>	<b>2:22.663 (1)</b>	<b>74.91</b>		<b>09:24:16.594</b>
4 -	1:35.445	49.318	2:24.763 (2)	73.83	2.100	09:26:41.357

P39 21 U Danny BRENNAN		Yamaha R1 - Greenplantuk				
IDEAL LAP TIME : 2:22.783		BEST LAP TIME : 2:22.783		DIFFERENCE : 0.000		
LAP	SECTOR 1	SECTOR 2	LAP TIME	MPH	DIFF	TIME OF DAY
1 -	1:40.413	50.879	2:31.292	70.64	8.509	09:19:29.133
2 -	1:36.747	48.501	2:25.248 (3)	73.58	2.465	09:21:54.381
3 -	<b>1:34.795</b>	<b>47.988</b>	<b>2:22.783 (1)</b>	<b>74.85</b>		<b>09:24:17.164</b>
4 -	1:35.749	48.633	2:24.382 (2)	74.02	1.599	09:26:41.546

P40 500 1000 Jeremy BARRETT		Honda FIREBLADE -				
IDEAL LAP TIME : 2:24.749		BEST LAP TIME : 2:24.749		DIFFERENCE : 0.000		
LAP	SECTOR 1	SECTOR 2	LAP TIME	MPH	DIFF	TIME OF DAY
1 -	1:41.279	49.718	2:30.997	70.78	6.248	09:19:21.768
2 -	<b>1:35.828</b>	<b>48.921</b>	<b>2:24.749 (1)</b>	<b>73.83</b>		<b>09:21:46.517</b>
3 -	1:38.625	58.534	2:37.159	68.00	12.410	09:24:23.676
4 -	1:37.324	49.879	2:27.203 (3)	72.60	2.454	09:26:50.879
5 -	1:36.553	48.982	2:25.535 (2)	73.43	0.786	09:29:16.414

Weather / Track : Cloudy / Dry

Snetterton 300  
 Circuit Length = 2.9689 miles  
 Start: 09:16 Flag 09:27 End: 09:29

# BMCRC - MRO Championships 2021 - Rnd 2 @ Snetterton 300

## Thunderbike Ultra & BMCRC Rookie 1000

### QUALIFYING - BEST SECTORS

SECTOR 1				SECTOR 2				IDEAL / BEST COMPARISON				
POS	NO	NAME	TIME	NO	NAME	TIME	POS	NO	NAME	IDEAL	BEST	DIFF
									<b>PERFECT LAP</b>	<b>1:59.444</b>		
1	11	HARVEY	1:19.413	100	HUNTER	40.031	1	11	HARVEY	1:59.706	1:59.706	0.000
2	508	McFADDEN	1:20.262	11	HARVEY	40.293	2	100	HUNTER	2:00.568	2:00.568	0.000
3	100	HUNTER	1:20.537	53	McGLYNN	40.694	3	508	McFADDEN	2:01.286	2:02.278	0.992
4	5	KILLWORTH	1:20.805	5	KILLWORTH	40.764	4	5	KILLWORTH	2:01.569	2:03.148	1.579
5	53	McGLYNN	1:21.414	43	PALMER	40.995	5	53	McGLYNN	2:02.108	2:02.277	0.169
6	41	ABRAHAM	1:21.878	508	McFADDEN	41.024	6	43	PALMER	2:03.126	2:03.126	0.000
7	43	PALMER	1:22.131	41	ABRAHAM	41.321	7	41	ABRAHAM	2:03.199	2:04.089	0.890
8	344	WILLIAMS	1:22.296	165	BUTT	41.546	8	344	WILLIAMS	2:03.975	2:04.125	0.150
9	421	TINSLEY	1:23.246	344	WILLIAMS	41.679	9	19	GRANT	2:04.985	2:05.404	0.419
10	80	YATES	1:23.255	19	GRANT	41.729	10	165	BUTT	2:05.434	2:05.798	0.364
11	19	GRANT	1:23.256	78	THOMAS	41.878	11	421	TINSLEY	2:05.568	2:06.176	0.608
12	110	CLARKE	1:23.353	201	WEST	42.127	12	80	YATES	2:05.601	2:05.601	0.000
13	90	WATSON	1:23.846	102	FEARN	42.146	13	110	CLARKE	2:05.965	2:06.845	0.880
14	165	BUTT	1:23.888	421	TINSLEY	42.322	14	201	WEST	2:06.270	2:06.344	0.074
15	29	DINSMORE	1:24.040	80	YATES	42.346	15	102	FEARN	2:06.495	2:06.537	0.042
16	201	WEST	1:24.143	82	HINNELLS	42.352	16	90	WATSON	2:06.603	2:06.603	0.000
17	102	FEARN	1:24.349	258	FRIEND	42.367	17	78	THOMAS	2:06.673	2:06.673	0.000
18	258	FRIEND	1:24.546	17	KILLWORTH	42.568	18	29	DINSMORE	2:06.713	2:06.713	0.000
19	82	HINNELLS	1:24.606	110	CLARKE	42.612	19	258	FRIEND	2:06.913	2:07.052	0.139
20	60	McCARTER	1:24.634	29	DINSMORE	42.673	20	82	HINNELLS	2:06.958	2:07.039	0.081
21	78	THOMAS	1:24.795	90	WATSON	42.757	21	60	McCARTER	2:07.597	2:07.838	0.241
22	123	VINCER	1:24.844	60	McCARTER	42.963	22	17	KILLWORTH	2:07.986	2:08.369	0.383
23	17	KILLWORTH	1:25.418	123	VINCER	43.276	23	123	VINCER	2:08.120	2:08.142	0.022
24	175	PESTANA	1:25.431	175	PESTANA	43.697	24	175	PESTANA	2:09.128	2:09.343	0.215
25	23	ROSE	1:26.660	23	ROSE	43.920	25	23	ROSE	2:10.580	2:11.710	1.130
26	163	BIGUZZI	1:27.174	163	BIGUZZI	44.163	26	163	BIGUZZI	2:11.337	2:11.337	0.000
27	107	WILLIAMSON	1:27.707	107	WILLIAMSON	44.519	27	107	WILLIAMSON	2:12.226	2:12.226	0.000
28	180	OVEL	1:29.506	147	SKEVINGTON	44.896	28	999	DWYER	2:14.778	2:14.778	0.000
29	82	MORRIS	1:29.626	999	DWYER	44.932	29	86	LOPES	2:15.242	2:15.242	0.000
30	999	DWYER	1:29.846	86	LOPES	45.288	30	180	OVEL	2:15.243	2:15.243	0.000
31	86	LOPES	1:29.954	82	MORRIS	45.628	31	82	MORRIS	2:15.254	2:15.505	0.251
32	147	SKEVINGTON	1:30.453	180	OVEL	45.737	32	147	SKEVINGTON	2:15.349	2:15.349	0.000
33	20	SWYER	1:30.976	20	SWYER	45.860	33	20	SWYER	2:16.836	2:17.088	0.252
34	261	GREGORIO	1:31.941	45	SMITH	46.067	34	45	SMITH	2:18.546	2:18.988	0.442
35	45	SMITH	1:32.479	261	GREGORIO	47.062	35	261	GREGORIO	2:19.003	2:19.003	0.000
36	300	CARPENTER	1:33.011	300	CARPENTER	47.468	36	300	CARPENTER	2:20.479	2:20.479	0.000
37	30	SAWICKI	1:33.122	30	SAWICKI	47.699	37	30	SAWICKI	2:20.821	2:20.821	0.000
38	15	LONGDEN	1:34.254	21	BRENNAN	47.988	38	15	LONGDEN	2:22.663	2:22.663	0.000
39	21	BRENNAN	1:34.795	15	LONGDEN	48.409	39	21	BRENNAN	2:22.783	2:22.783	0.000
40	500	BARRETT	1:35.828	500	BARRETT	48.921	40	500	BARRETT	2:24.749	2:24.749	0.000

Weather / Track : Cloudy / Dry

Snetterton 300

Circuit Length = 2.9689 miles

Start: 09:16 Flag 09:27 End: 09:29

Results can be found at [www.tsl-timing.com](http://www.tsl-timing.com)

Printed - 09:30 Saturday, 29 May 2021

# BMCRC - MRO Championships 2021 - Rnd 2 @ Snetterton 300

## Thunderbike Ultra & BMCRC Rookie 1000

### QUALIFYING - STATISTICS

<b>Competitors Started</b>	40
<b>Planned Start</b>	2021-05-29 @ 09:17:00.000
<b>Actual Start</b>	2021-05-29 @ 09:16:10.211
<b>Finish Time</b>	2021-05-29 @ 09:27:31.565
<b>Track Length</b>	2.9689mi.
<b>Total Laps</b>	198
<b>Total Distance Covered</b>	587.8444mi.

### Session Fastest Lap History

NO	CL	NAME	LAP TIME	TIME OF DAY	LAP	VEHICLE
100	1000	Antony HUNTER	2:05.774	09:18:24.678	1	Kawasaki ZX10
100	1000	Antony HUNTER	2:01.166	09:20:25.845	2	Kawasaki ZX10
100	1000	Antony HUNTER	2:00.568	09:22:26.414	3	Kawasaki ZX10
11	U	Josh HARVEY	1:59.706	09:22:59.315	3	Yamaha R1

### Flag History

TYPE	TIME OF DAY
GREEN	09:16:10.211
FINISH	09:27:31.565

### Flag Statistics

TYPE	COUNT	TOTAL LAPS	TOTAL TIME
Green	1	6	13:33.441
Red	0	0	0.000
Safety Car	0	0	0.000
FCY	0	0	0.000



# BMCRC - MRO Championships 2021 - Rnd 2 @ Snetterton 300

## Thunderbike Ultra & BMCRC Rookie 1000

### QUALIFYING - STATISTICS

CLASS : U

18 Starters

#### Fastest Lap History

NO	NAME	LAP TIME	TIME OF DAY	LAP	VEHICLE
41	David ABRAHAM	<b>2:11.319</b>	09:18:29.770	1	Yamaha R1
11	Josh HARVEY	<b>2:09.567</b>	09:18:57.182	1	Yamaha R1
41	David ABRAHAM	<b>2:05.096</b>	09:20:34.866	2	Yamaha R1
11	Josh HARVEY	<b>2:02.427</b>	09:20:59.609	2	Yamaha R1
11	Josh HARVEY	<b>1:59.706</b>	09:22:59.315	3	Yamaha R1

# BMCRC - MRO Championships 2021 - Rnd 2 @ Snetterton 300

## Thunderbike Ultra & BMCRC Rookie 1000

### QUALIFYING - STATISTICS

CLASS : 1000

22 Starters

#### Fastest Lap History

NO	NAME	LAP TIME	TIME OF DAY	LAP	VEHICLE
100	Antony HUNTER	2:05.774	09:18:24.678	1	Kawasaki ZX10
100	Antony HUNTER	2:01.166	09:20:25.845	2	Kawasaki ZX10
100	Antony HUNTER	2:00.568	09:22:26.414	3	Kawasaki ZX10

# BMCRC - MRO Championships 2021 - Rnd 2 @ Snetterton 300

## BMCRC Rookie 600 & 1000

### RACE 6 - GRID (5 Laps)



CONTRACTORS LTD

ROW 15	45		44	<b>80</b> Stephen LANE	43	<b>63</b> Robert BUSH
ROW 14	42	<b>42</b> Kai EVANS	41	<b>456</b> Jake MOLONEY	40	<b>25</b> Killian O'DRISCOLL-HADJI
ROW 13	39	<b>174</b> Adam DOCKSEY	38	<b>686</b> Liam SPILLER	37	<b>76</b> Paul BOXALL
ROW 12	36	<b>98</b> Timothy WALSH	35	<b>62</b> Oliver NUNN	34	<b>636</b> Matthew MILLS
ROW 11	33	<b>228</b> Paul MCFADDEN	32	<b>51</b> Ross CLARKE	31	<b>501</b> Ashley COID
ROW 10	30	<b>231</b> Craig MOORE	29	<b>212</b> Matt PALLETT	28	<b>200</b> Dan BURNHAM
ROW 9	27		26		25	
ROW 8	24		23	<b>888</b> Paul FAGG	22	<b>500</b> 2:24.749 Jeremy BARRETT
ROW 7	21	<b>15</b> 2:22.663 Will LONGDEN	20	<b>30</b> 2:20.821 Mariusz SAWICKI	19	<b>300</b> 2:20.479 Aaren CARPENTER
ROW 6	18	<b>261</b> 2:19.003 Roberto Di GREGORIO	17	<b>45</b> 2:18.988 Glenn SMITH	16	<b>82</b> 2:15.505 Paul MORRIS
ROW 5	15	<b>147</b> 2:15.349 Mark SKEVINGTON	14	<b>180</b> 2:15.243 Mark OVEL	13	<b>86</b> 2:15.242 Frederico LOPES
ROW 4	12	<b>999</b> 2:14.778 Jack DWYER	11	<b>107</b> 2:12.226 Dave WILLIAMSON	10	<b>163</b> 2:11.337 Riccardo BIGUZZI
ROW 3	9	<b>175</b> 2:09.343 Arlindo PESTANA	8	<b>123</b> 2:08.142 James VINCER	7	<b>110</b> 2:06.845 Michael CLARKE
ROW 2	6	<b>201</b> 2:06.344 Scott WEST	5	<b>19</b> 2:05.404 Lee GRANT	4	<b>344</b> 2:04.125 Andrew WILLIAMS
ROW 1	3	<b>508</b> 2:02.278 Daniel MCFADDEN	2	<b>53</b> 2:02.277 Seamus McGLYNN	1	<b>100</b> 2:00.568 Antony HUNTER <b>Pole</b>

Snetterton 300

Circuit Length = 2.9689 miles

These results are provisional until the conclusion of any judicial and technical matters.

Clerk Of Course :	Stewards :	Timekeeper : Craig Smith
-------------------	------------	--------------------------

Results can be found at [www.tsl-timing.com](http://www.tsl-timing.com)

Printed - 09:35 Saturday, 29 May 2021



# BMCRC - MRO Championships 2021 - Rnd 2 @ Snetterton 300

## BMCRC Rookie 600 & 1000

### RACE 6 - CLASSIFICATION



CONTRACTORS LTD

POS	NO	CL	PIC NAME	ENTRY	LAPS	TIME	GAP	DIFF	MPH	BEST	ON
1	53	1000	1 Seamus McGLYNN	Yamaha R1 -	5	10:11.984			87.32	1:59.513	2
2	100	1000	2 Antony HUNTER	Kawasaki ZX10 - Uncletoms motoring centre	5	10:12.095	0.111	0.111	87.30	1:59.991	2
3	19	1000	3 Lee GRANT	Yamaha R1M - Grant carpentry and construction ltd	5	10:20.893	8.909	8.798	86.07	2:02.257	2
4	110	1000	4 Michael CLARKE	Yamaha R1 - BIKEBASE.ltd	5	10:30.074	18.090	9.181	84.81	2:03.310	2
5	344	1000	5 Andrew WILLIAMS	Suzuki GSXR1000 - Standard signs	5	10:30.420	18.436	0.346	84.76	2:03.267	2
6	201	1000	6 Scott WEST	Suzuki GSXR1000 -	5	10:35.241	23.257	4.821	84.12	2:05.144	2
7	123	1000	7 James VINCER	Yamaha YZFR1 - Keam Electrical Services	5	10:35.608	23.624	0.367	84.07	2:05.034	2
8	508	1000	8 Daniel McFADDEN	Kawasaki ZX10RR -	5	10:43.063	31.079	7.455	83.10	2:05.432	4
9	86	1000	9 Frederico LOPES	Yamaha R1 - FLR Procurement Ltd	5	11:04.405	52.421	21.342	80.43	2:10.346	5
10	180	1000	10 Mark OVEL	Yamaha R1 - I NEED A SPONSOR	5	11:04.940	52.956	0.535	80.36	2:10.996	5
11	163	1000	11 Riccardo BIGUZZI	BMW S1000RR - Gardiner	5	11:04.959	52.975	0.019	80.36	2:10.508	3
12	175	1000	12 Arlindo PESTANA	BMW S1000RR - Pep's racing	5	11:05.154	53.170	0.195	80.34	2:10.432	4
13	107	1000	13 Dave WILLIAMSON	Kawasaki ZX10R -	5	11:13.398	1:01.414	8.244	79.35	2:11.218	5
14	999	1000	14 Jack DWYER	Suzuki GSXR750 SRAD -	5	11:16.328	1:04.344	2.930	79.01	2:12.702	5
15	147	1000	15 Mark SKEVINGTON	Suzuki GSXR 1000 -	5	11:26.170	1:14.186	9.842	77.88	2:12.878	3
16	212	600	1 Matt PALLETT	Kawasaki ZX6R - In:timber	5	11:32.380	1:20.396	6.210	77.18	2:05.663	4
17	82	1000	16 Paul MORRIS	Suzuki GSXR 1000 - Rpm Performance & Engineerir	5	11:33.456	1:21.472	1.076	77.06	2:15.567	3
18	501	600	2 Ashley COID	Kawasaki ZX636R -	5	11:40.906	1:28.922	7.450	76.24	2:06.298	4
19	200*	600	3 Dan BURNHAM	Triumph Daytona 675 - KY JAX RACING / DANIK Gf	5	11:42.414	1:30.430	1.508	76.08	2:05.188	4
20	300	1000	17 Aaren CARPENTER	Kawasaki ZX10R -	5	11:43.300	1:31.316	0.886	75.98	2:18.379	4
21	45	1000	18 Glenn SMITH	Kawasaki ZX10R -	5	11:45.493	1:33.509	2.193	75.74	2:17.233	5
22	261	1000	19 Roberto Di GREGORIO	Ducati 899 PANIGALE -	5	11:46.989	1:35.005	1.496	75.58	2:17.338	5
23	231	600	4 Craig MOORE	Yamaha R6 - AM Scaffolding	5	11:49.598	1:37.614	2.609	75.31	2:09.212	4
24	30	1000	20 Mariusz SAWICKI	BMW S1000RR - MMS Decorators(uk)ltd	5	11:51.510	1:39.526	1.912	75.10	2:19.284	4
25	228	600	5 Paul McFADDEN	Kawasaki ZX636 -	5	11:58.447	1:46.463	6.937	74.38	2:10.006	2
26	51	600	6 Ross CLARKE	Kawasaki ZX600RR - Ross clarke Farriery	5	12:13.670	2:01.686	15.223	72.83	2:10.287	3
27	636	600	7 Matthew MILLS	Kawasaki ZX6R -	5	12:19.582	2:07.598	5.912	72.25	2:14.212	3
28	15	1000	21 Will LONGDEN	Yamaha R1M -	5	12:27.928	2:15.944	8.346	71.45	2:25.644	3
29	500	1000	22 Jeremy BARRETT	Honda FIREBLADE -	5	12:28.291	2:16.307	0.363	71.41	2:27.240	3
30	98	600	8 Timothy WALSH	Triumph 675 - T P WALSH PHE	4	10:15.838	1 Lap	1 Lap	69.42	2:16.446	3
31	62	600	9 Oliver NUNN	Yamaha R6 - IT UK & STVL	4	10:16.084	1 Lap	0.246	69.39	2:17.098	3
32	76	600	10 Paul BOXALL	Yamaha R6 - WG Tyres	4	10:28.687	1 Lap	12.603	68.00	2:20.628	4
33	686	600	11 Liam SPILLER	Honda CBR 600RR - Liam Spiller	4	10:37.683	1 Lap	8.996	67.04	2:23.981	2
34	174	600	12 Adam DOCKSEY	Kawasaki ZX-6 -	4	10:50.581	1 Lap	12.898	65.71	2:24.549	4
35	25	600	13 Killian O'DRISCOLL-HADJI	Suzuki GSXR 600 -	4	10:53.770	1 Lap	3.189	65.39	2:25.715	4
36	456	600	14 Jake MOLONEY	Yamaha R6 -	4	10:54.832	1 Lap	1.062	65.28	2:27.133	2
37	63	600	15 Robert BUSH	Suzuki GSXR 600 - Legacy Racing	4	11:56.566	1 Lap	1:01.734	59.66	2:41.342	4

#### NOT CLASSIFIED

DNF	42	600	Kai EVANS	Suzuki GSXR 600 - CBS Ltd Construction and Engin	3	8:22.778	2 Laps	1 Lap	63.77	2:25.772	3
-----	----	-----	-----------	--	---	----------	--------	-------	-------	----------	---

#### FASTEST LAP

53	1000	Seamus McGLYNN	Yamaha R1 -	2	1:59.513	89.43 mph	143.92 kph
200	600	Dan BURNHAM	Triumph Daytona 675 - KY JAX RACING / DANIK Gf	4	2:05.188	85.37 mph	137.39 kph

\* Bike 200 - 10 second penalty - jump start  
 Class 1000 - 92.5% of Race Speed = 80.77 mph  
 Class 600 - 92.5% of Race Speed = 71.39 mph

Snetterton 300: 2.9689 miles

Race Distance: 5 Laps / 14.84 miles

Start: 13:32 Flag 13:42 End: 13:44

Weather / Track : Cloudy / Dry

These results are provisional until the conclusion of any judicial and technical matters.

Clerk Of Course :	Stewards :	Timekeeper : Craig Smith
-------------------	------------	--------------------------

Results can be found at [www.tsl-timing.com](http://www.tsl-timing.com)

Printed - 13:46 Saturday, 29 May 2021



# BMCRC - MRO Championships 2021 - Rnd 2 @ Snetterton 300

## BMCRC Rookie 600 & 1000

### RACE 6 - LAP CHART

LAP 1 @ 13:34:08.398			LAP 2 @ 13:36:07.911			LAP 3 @ 13:38:08.949			LAP 4 @ 13:40:11.269			LAP 5 @ 13:42:13.056		
NO	BEHIND	LAP TIME	NO	BEHIND	LAP TIME	NO	BEHIND	LAP TIME	NO	BEHIND	LAP TIME	NO	BEHIND	LAP TIME
53		2:07.326	53		1:59.513	53		2:01.038	100		2:01.527	53		2:01.450
100	0.576	2:07.902	100	1.054	1:59.991	100	0.793	2:00.777	53	0.337	2:02.657	100	0.111	2:01.898
19	1.198	2:08.524	19	3.942	2:02.257	19	5.804	2:02.900	686	1 Lap	2:24.335	98	1 Lap	2:18.528
110	1.855	2:09.181	110	5.652	2:03.310	110	8.604	2:03.990	19	6.703	2:03.219	62	1 Lap	2:17.410
344	2.728	2:10.054	344	6.482	2:03.267	344	10.359	2:04.915	110	12.287	2:06.003	19	8.909	2:03.993
201	4.485	2:11.811	201	10.116	2:05.144	201	14.703	2:05.625	42	1 Lap	2:25.772	76	1 Lap	2:20.628
123	6.501	2:13.827	123	12.022	2:05.034	123	17.168	2:06.184	344	14.780	2:06.741	110	18.090	2:07.590
508	7.813	2:15.139	508	15.965	2:07.665	508	22.515	2:07.588	174	1 Lap	2:26.716	344	18.436	2:05.443
86	12.297	2:19.623	180	24.504	2:11.268	63	1 Lap	2:42.902	456	1 Lap	2:29.282	201	23.257	2:07.303
180	12.749	2:20.075	163	25.753	2:11.482	180	34.900	2:11.434	201	17.741	2:05.358	123	23.624	2:05.248
163	13.784	2:21.110	86	25.861	2:13.077	163	35.223	2:10.508	25	1 Lap	2:27.557	686	1 Lap	2:24.057
175	14.473	2:21.799	175	26.296	2:11.336	86	35.496	2:10.673	123	20.163	2:05.315	508	31.079	2:07.239
999	14.792	2:22.118	999	28.583	2:13.304	175	36.100	2:10.842	508	25.627	2:05.432	174	1 Lap	2:24.549
107	15.018	2:22.344	107	29.077	2:13.572	107	39.697	2:11.658	163	43.504	2:10.601	25	1 Lap	2:25.715
147	16.769	2:24.095	147	30.277	2:13.021	999	41.202	2:13.657	180	43.747	2:11.167	456	1 Lap	2:27.977
82	16.909	2:24.235	82	34.564	2:17.168	147	42.117	2:12.878	86	43.862	2:10.686	86	52.421	2:10.346
300	18.941	2:26.267	300	37.883	2:18.455	82	49.093	2:15.567	175	44.212	2:10.432	180	52.956	2:10.996
30	22.084	2:29.410	30	42.729	2:20.158	300	56.358	2:19.513	107	51.983	2:14.606	163	52.975	2:11.258
261	23.241	2:30.567	45	43.129	2:19.161	45	1:02.173	2:20.082	147	53.198	2:13.401	175	53.170	2:10.745
45	23.481	2:30.807	261	45.384	2:21.656	30	1:02.788	2:21.097	999	53.429	2:14.547	107	1:01.414	2:11.218
15	28.948	2:36.274	15	57.616	2:28.181	261	1:03.531	2:19.185	82	1:04.066	2:17.293	999	1:04.344	2:12.702
500	30.255	2:37.581	500	58.076	2:27.334	212	1:12.698	2:05.796	63	1 Lap	2:43.643	147	1:14.186	2:22.775
200	59.062	3:06.388	200	1:07.184	2:07.635	200	1:13.155	2:07.009	300	1:12.417	2:18.379	212	1:20.396	2:06.142
231	1:00.235	3:07.561	212	1:07.940	2:06.309	501	1:18.050	2:08.651	200	1:16.023	2:05.188	200	1:20.430	2:06.194
212	1:01.144	3:08.470	231	1:10.071	2:09.349	231	1:19.151	2:10.118	212	1:16.041	2:05.663	82	1:21.472	2:19.193
501	1:02.541	3:09.867	501	1:10.437	2:07.409	15	1:22.222	2:25.644	45	1:18.063	2:18.210	501	1:28.922	2:08.681
228	1:05.822	3:13.148	228	1:16.315	2:10.006	500	1:24.278	2:27.240	261	1:19.454	2:18.243	300	1:31.316	2:20.686
636	1:10.500	3:17.826	51	1:23.257	2:11.343	228	1:26.022	2:10.745	30	1:19.752	2:19.284	45	1:33.509	2:17.233
51	1:11.427	3:18.753	636	1:26.658	2:15.671	51	1:32.506	2:10.287	501	1:22.028	2:06.298	261	1:35.005	2:17.338
98	1:14.505	3:21.831	98	1:34.025	2:19.033	636	1:39.832	2:14.212	231	1:26.043	2:09.212	231	1:37.614	2:13.358
62	1:15.156	3:22.482	62	1:34.737	2:19.094	98	1:49.433	2:16.446	228	1:37.461	2:13.759	30	1:39.526	2:21.561
76	1:16.247	3:23.573	76	1:40.403	2:23.669	62	1:50.797	2:17.098	51	1:46.359	2:16.173	63	1 Lap	2:41.342
686	1:17.984	3:25.310	686	1:42.452	2:23.981	76	2:00.182	2:20.817	15	1:47.519	2:27.617	228	1:46.463	2:10.789
456	1:23.114	3:30.440	42	1:50.167	2:26.187				500	1:50.378	2:28.420	51	2:01.686	2:17.114
42	1:23.493	3:30.819	456	1:50.734	2:27.133				636	1:53.887	2:16.375	636	2:07.598	2:15.498
25	1:24.910	3:32.236	174	1:52.477	2:26.821							15	2:15.944	2:30.212
174	1:25.169	3:32.495	25	1:53.659	2:28.262							500	2:16.307	2:27.716
63	1:41.353	3:48.679												

Weather / Track : Cloudy / Dry

Snetterton 300

Circuit Length = 2.9689 miles

Start: 13:32 Flag 13:42 End: 13:44

Results can be found at [www.tsl-timing.com](http://www.tsl-timing.com)

Printed - 13:46 Saturday, 29 May 2021

# BMCRC - MRO Championships 2021 - Rnd 2 @ Snetterton 300

## BMCRC Rookie 600 & 1000

### RACE 6 - SECTOR ANALYSIS



SECTOR 1 = FL to I1, SECTOR 2 = I1 to FL, DIFF = Difference To Personal Best Lap, P = Crossed Finish Line in Pit Lane, D = Time Disallowed

P1 53 1000 Seamus McGLYNN		Yamaha R1 -				
IDEAL LAP TIME : 1:59.513		BEST LAP TIME : 1:59.513		DIFFERENCE : 0.000		
LAP	SECTOR 1	SECTOR 2	LAP TIME	MPH	DIFF	TIME OF DAY
1 -		40.924	2:07.326	83.94	7.813	13:34:08.398
2 -	<b>1:19.346</b>	<b>40.167</b>	<b>1:59.513 (1)</b>	<b>89.43</b>		<b>13:36:07.911</b>
3 -	1:20.681	40.357	2:01.038 (2)	88.30	1.525	13:38:08.949
4 -	1:21.689	40.968	2:02.657	87.13	3.144	13:40:11.606
5 -	1:20.360	41.090	2:01.450 (3)	88.00	1.937	13:42:13.056

P2 100 1000 Antony HUNTER		Kawasaki ZX10 - Uncletoms motoring centre				
IDEAL LAP TIME : 1:59.991		BEST LAP TIME : 1:59.991		DIFFERENCE : 0.000		
LAP	SECTOR 1	SECTOR 2	LAP TIME	MPH	DIFF	TIME OF DAY
1 -		41.326	2:07.902	83.56	7.911	13:34:08.974
2 -	<b>1:19.746</b>	<b>40.245</b>	<b>1:59.991 (1)</b>	<b>89.07</b>		<b>13:36:08.965</b>
3 -	1:20.485	40.292	2:00.777 (2)	88.49	0.786	13:38:09.742
4 -	1:20.977	40.550	2:01.527 (3)	87.94	1.536	13:40:11.269
5 -	1:20.237	41.661	2:01.898	87.68	1.907	13:42:13.167

P3 19 1000 Lee GRANT		Yamaha R1M - Grant carpentry and construction ltd				
IDEAL LAP TIME : 2:02.073		BEST LAP TIME : 2:02.257		DIFFERENCE : 0.184		
LAP	SECTOR 1	SECTOR 2	LAP TIME	MPH	DIFF	TIME OF DAY
1 -		41.460	2:08.524	83.16	6.267	13:34:09.596
2 -	<b>1:21.032</b>	41.225	<b>2:02.257 (1)</b>	<b>87.42</b>		<b>13:36:11.853</b>
3 -	1:21.859	<b>41.041</b>	2:02.900 (2)	86.96	0.643	13:38:14.753
4 -	1:22.113	41.106	2:03.219 (3)	86.74	0.962	13:40:17.972
5 -	1:22.616	41.377	2:03.993	86.19	1.736	13:42:21.965

P4 110 1000 Michael CLARKE		Yamaha R1 - BIKEBASE.ltd				
IDEAL LAP TIME : 2:03.078		BEST LAP TIME : 2:03.310		DIFFERENCE : 0.232		
LAP	SECTOR 1	SECTOR 2	LAP TIME	MPH	DIFF	TIME OF DAY
1 -		<b>41.371</b>	2:09.181	82.73	5.871	13:34:10.253
2 -	<b>1:21.707</b>	41.603	<b>2:03.310 (1)</b>	<b>86.67</b>		<b>13:36:13.563</b>
3 -	1:22.221	41.769	2:03.990 (2)	86.20	0.680	13:38:17.553
4 -	1:22.311	43.692	2:06.003 (3)	84.82	2.693	13:40:23.556
5 -	1:23.458	44.132	2:07.590	83.76	4.280	13:42:31.146

P5 344 1000 Andrew WILLIAMS		Suzuki GSXR1000 - Standard signs				
IDEAL LAP TIME : 2:02.976		BEST LAP TIME : 2:03.267		DIFFERENCE : 0.291		
LAP	SECTOR 1	SECTOR 2	LAP TIME	MPH	DIFF	TIME OF DAY
1 -		<b>41.226</b>	2:10.054	82.18	6.787	13:34:11.126
2 -	<b>1:21.750</b>	41.517	<b>2:03.267 (1)</b>	<b>86.70</b>		<b>13:36:14.393</b>
3 -	1:23.024	41.891	2:04.915 (2)	85.56	1.648	13:38:19.308
4 -	1:23.366	43.375	2:06.741	84.33	3.474	13:40:26.049
5 -	1:23.617	41.826	2:05.443 (3)	85.20	2.176	13:42:31.492

P6 201 1000 Scott WEST		Suzuki GSXR1000 -				
IDEAL LAP TIME : 2:05.074		BEST LAP TIME : 2:05.144		DIFFERENCE : 0.070		
LAP	SECTOR 1	SECTOR 2	LAP TIME	MPH	DIFF	TIME OF DAY
1 -		42.379	2:11.811	81.08	6.667	13:34:12.883
2 -	1:23.019	<b>42.125</b>	<b>2:05.144 (1)</b>	<b>85.40</b>		<b>13:36:18.027</b>
3 -	<b>1:22.949</b>	42.676	2:05.625 (3)	85.07	0.481	13:38:23.652
4 -	1:23.158	42.200	2:05.358 (2)	85.26	0.214	13:40:29.010
5 -	1:24.867	42.436	2:07.303	83.95	2.159	13:42:36.313

Weather / Track : Cloudy / Dry

Snetterton 300  
Circuit Length = 2.9689 miles  
Start: 13:32 Flag 13:42 End: 13:44

# BMCRC - MRO Championships 2021 - Rnd 2 @ Snetterton 300

## BMCRC Rookie 600 & 1000

### RACE 6 - SECTOR ANALYSIS



SECTOR 1 = FL to I1, SECTOR 2 = I1 to FL, DIFF = Difference To Personal Best Lap, P = Crossed Finish Line in Pit Lane, D = Time Disallowed

<b>P7 123 1000 James VINCER</b>		Yamaha YZFR1 - Keam Electrical Services				
IDEAL LAP TIME : 2:04.653		BEST LAP TIME : 2:05.034		DIFFERENCE : 0.381		
LAP	SECTOR 1	SECTOR 2	LAP TIME	MPH	DIFF	TIME OF DAY
1 -		44.814	2:13.827	79.86	8.793	13:34:14.899
2 -	<b>1:22.771</b>	42.263	<b>2:05.034 (1)</b>	<b>85.48</b>		<b>13:36:19.933</b>
3 -	1:23.959	42.225	2:06.184	84.70	1.150	13:38:26.117
4 -	1:23.433	<b>41.882</b>	2:05.315 (3)	85.28	0.281	13:40:31.432
5 -	1:23.229	42.019	2:05.248 (2)	85.33	0.214	13:42:36.680

<b>P8 508 1000 Daniel McFADDEN</b>		Kawasaki ZX10RR -				
IDEAL LAP TIME : 2:05.432		BEST LAP TIME : 2:05.432		DIFFERENCE : 0.000		
LAP	SECTOR 1	SECTOR 2	LAP TIME	MPH	DIFF	TIME OF DAY
1 -		43.124	2:15.139	79.08	9.707	13:34:16.211
2 -	1:24.726	42.939	2:07.665	83.71	2.233	13:36:23.876
3 -	1:24.838	42.750	2:07.588 (3)	83.77	2.156	13:38:31.464
4 -	<b>1:23.361</b>	<b>42.071</b>	<b>2:05.432 (1)</b>	<b>85.21</b>		<b>13:40:36.896</b>
5 -	1:25.125	42.114	2:07.239 (2)	84.00	1.807	13:42:44.135

<b>P9 86 1000 Frederico LOPES</b>		Yamaha R1 - FLR Procurement Ltd				
IDEAL LAP TIME : 2:10.314		BEST LAP TIME : 2:10.346		DIFFERENCE : 0.032		
LAP	SECTOR 1	SECTOR 2	LAP TIME	MPH	DIFF	TIME OF DAY
1 -		44.741	2:19.623	76.54	9.277	13:34:20.695
2 -	1:27.903	45.174	2:13.077	80.31	2.731	13:36:33.772
3 -	1:26.737	<b>43.936</b>	2:10.673 (2)	81.79	0.327	13:38:44.445
4 -	1:26.489	44.197	2:10.686 (3)	81.78	0.340	13:40:55.131
5 -	<b>1:26.378</b>	43.968	<b>2:10.346 (1)</b>	<b>81.99</b>		<b>13:43:05.477</b>

<b>P10 180 1000 Mark OVEL</b>		Yamaha R1 - I NEED A SPONSOR				
IDEAL LAP TIME : 2:10.612		BEST LAP TIME : 2:10.996		DIFFERENCE : 0.384		
LAP	SECTOR 1	SECTOR 2	LAP TIME	MPH	DIFF	TIME OF DAY
1 -		44.494	2:20.075	76.30	9.079	13:34:21.147
2 -	1:26.826	44.442	2:11.268 (3)	81.42	0.272	13:36:32.415
3 -	1:26.697	44.737	2:11.434	81.31	0.438	13:38:43.849
4 -	<b>1:26.477</b>	44.690	2:11.167 (2)	81.48	0.171	13:40:55.016
5 -	1:26.861	<b>44.135</b>	<b>2:10.996 (1)</b>	<b>81.59</b>		<b>13:43:06.012</b>

<b>P11 163 1000 Riccardo BIGUZZI</b>		BMW S1000RR - Jardiner				
IDEAL LAP TIME : 2:10.471		BEST LAP TIME : 2:10.508		DIFFERENCE : 0.037		
LAP	SECTOR 1	SECTOR 2	LAP TIME	MPH	DIFF	TIME OF DAY
1 -		45.117	2:21.110	75.74	10.602	13:34:22.182
2 -	1:26.872	44.610	2:11.482	81.28	0.974	13:36:33.664
3 -	1:26.525	<b>43.983</b>	<b>2:10.508 (1)</b>	<b>81.89</b>		<b>13:38:44.172</b>
4 -	<b>1:26.488</b>	44.113	2:10.601 (2)	81.83	0.093	13:40:54.773
5 -	1:26.541	44.717	2:11.258 (3)	81.42	0.750	13:43:06.031

<b>P12 175 1000 Arlindo PESTANA</b>		BMW S1000RR - Pep's racing				
IDEAL LAP TIME : 2:10.351		BEST LAP TIME : 2:10.432		DIFFERENCE : 0.081		
LAP	SECTOR 1	SECTOR 2	LAP TIME	MPH	DIFF	TIME OF DAY
1 -		44.461	2:21.799	75.37	11.367	13:34:22.871
2 -	1:26.809	44.527	2:11.336	81.37	0.904	13:36:34.207
3 -	1:26.797	44.045	2:10.842 (3)	81.68	0.410	13:38:45.049
4 -	<b>1:26.548</b>	43.884	<b>2:10.432 (1)</b>	<b>81.94</b>		<b>13:40:55.481</b>
5 -	1:26.942	<b>43.803</b>	2:10.745 (2)	81.74	0.313	13:43:06.226

Weather / Track : Cloudy / Dry

Snetterton 300  
Circuit Length = 2.9689 miles  
Start: 13:32 Flag 13:42 End: 13:44

# BMCRC - MRO Championships 2021 - Rnd 2 @ Snetterton 300

## BMCRC Rookie 600 & 1000

### RACE 6 - SECTOR ANALYSIS



SECTOR 1 = FL to I1, SECTOR 2 = I1 to FL, DIFF = Difference To Personal Best Lap, P = Crossed Finish Line in Pit Lane, D = Time Disallowed

P13 107 1000 Dave WILLIAMSON		Kawasaki ZX10R -				
IDEAL LAP TIME : 2:11.218		BEST LAP TIME : 2:11.218		DIFFERENCE : 0.000		
LAP	SECTOR 1	SECTOR 2	LAP TIME	MPH	DIFF	TIME OF DAY
1 -		45.312	2:22.344	75.08	11.126	13:34:23.416
2 -	1:28.696	44.876	2:13.572 (3)	80.01	2.354	13:36:36.988
3 -	1:27.623	44.035	2:11.658 (2)	81.18	0.440	13:38:48.646
4 -	1:29.800	44.806	2:14.606	79.40	3.388	13:41:03.252
5 -	<b>1:27.285</b>	<b>43.933</b>	<b>2:11.218 (1)</b>	<b>81.45</b>		<b>13:43:14.470</b>

P14 999 1000 Jack DWYER		Suzuki GSXR750 SRAD -				
IDEAL LAP TIME : 2:12.246		BEST LAP TIME : 2:12.702		DIFFERENCE : 0.456		
LAP	SECTOR 1	SECTOR 2	LAP TIME	MPH	DIFF	TIME OF DAY
1 -		45.720	2:22.118	75.20	9.416	13:34:23.190
2 -	<b>1:27.995</b>	45.309	2:13.304 (2)	80.17	0.602	13:36:36.494
3 -	1:28.644	45.013	2:13.657 (3)	79.96	0.955	13:38:50.151
4 -	1:29.716	44.831	2:14.547	79.43	1.845	13:41:04.698
5 -	1:28.451	<b>44.251</b>	<b>2:12.702 (1)</b>	<b>80.54</b>		<b>13:43:17.400</b>

P15 147 1000 Mark SKEVINGTON		Suzuki GSXR 1000 -				
IDEAL LAP TIME : 2:12.758		BEST LAP TIME : 2:12.878		DIFFERENCE : 0.120		
LAP	SECTOR 1	SECTOR 2	LAP TIME	MPH	DIFF	TIME OF DAY
1 -		45.285	2:24.095	74.17	11.217	13:34:25.167
2 -	1:28.787	<b>44.234</b>	2:13.021 (2)	80.34	0.143	13:36:38.188
3 -	<b>1:28.524</b>	44.354	<b>2:12.878 (1)</b>	<b>80.43</b>		<b>13:38:51.066</b>
4 -	1:29.144	44.257	2:13.401 (3)	80.11	0.523	13:41:04.467
5 -	1:36.922	45.853	2:22.775	74.85	9.897	13:43:27.242

P16 212 600 Matt PALLETT		Kawasaki ZX6R - In:timber				
IDEAL LAP TIME : 2:04.608		BEST LAP TIME : 2:05.663		DIFFERENCE : 1.055		
LAP	SECTOR 1	SECTOR 2	LAP TIME	MPH	DIFF	TIME OF DAY
1 -		42.089	3:08.470	56.70	1:02.807	13:35:09.542
2 -	1:24.040	42.269	2:06.309	84.61	0.646	13:37:15.851
3 -	1:24.114	<b>41.682</b>	2:05.796 (2)	84.96	0.133	13:39:21.647
4 -	<b>1:22.926</b>	42.737	<b>2:05.663 (1)</b>	<b>85.05</b>		<b>13:41:27.310</b>
5 -	1:22.964	43.178	2:06.142 (3)	84.73	0.479	13:43:33.452

P17 82 1000 Paul MORRIS		Suzuki GSXR 1000 - Rpm Performance & Engineering				
IDEAL LAP TIME : 2:15.467		BEST LAP TIME : 2:15.567		DIFFERENCE : 0.100		
LAP	SECTOR 1	SECTOR 2	LAP TIME	MPH	DIFF	TIME OF DAY
1 -		<b>45.725</b>	2:24.235	74.10	8.668	13:34:25.307
2 -	1:31.270	45.898	2:17.168 (2)	77.91	1.601	13:36:42.475
3 -	<b>1:29.742</b>	45.825	<b>2:15.567 (1)</b>	<b>78.83</b>		<b>13:38:58.042</b>
4 -	1:30.239	47.054	2:17.293 (3)	77.84	1.726	13:41:15.335
5 -	1:33.151	46.042	2:19.193	76.78	3.626	13:43:34.528

P18 501 600 Ashley COID		Kawasaki ZX636R -				
IDEAL LAP TIME : 2:06.298		BEST LAP TIME : 2:06.298		DIFFERENCE : 0.000		
LAP	SECTOR 1	SECTOR 2	LAP TIME	MPH	DIFF	TIME OF DAY
1 -		44.079	3:09.867	56.29	1:03.569	13:35:10.939
2 -	1:24.470	42.939	2:07.409 (2)	83.88	1.111	13:37:18.348
3 -	1:25.131	43.520	2:08.651 (3)	83.07	2.353	13:39:26.999
4 -	<b>1:23.755</b>	<b>42.543</b>	<b>2:06.298 (1)</b>	<b>84.62</b>		<b>13:41:33.297</b>
5 -	1:25.536	43.145	2:08.681	83.05	2.383	13:43:41.978

Weather / Track : Cloudy / Dry

Snetterton 300  
Circuit Length = 2.9689 miles  
Start: 13:32 Flag 13:42 End: 13:44



# BMCRC - MRO Championships 2021 - Rnd 2 @ Snetterton 300

## BMCRC Rookie 600 & 1000

### RACE 6 - SECTOR ANALYSIS



SECTOR 1 = FL to I1, SECTOR 2 = I1 to FL, DIFF = Difference To Personal Best Lap, P = Crossed Finish Line in Pit Lane, D = Time Disallowed

P19 200 600 Dan BURNHAM			Triumph Daytona 675 - KY JAX RACING / DANIK GROUP			
IDEAL LAP TIME : 2:04.074		BEST LAP TIME : 2:05.188		DIFFERENCE : 1.114		
LAP	SECTOR 1	SECTOR 2	LAP TIME	MPH	DIFF	TIME OF DAY
1 -		42.904	3:06.388	57.34	1:01.200	13:35:07.460
2 -	1:24.934	42.701	2:07.635	83.73	2.447	13:37:15.095
3 -	1:25.230	<b>41.779</b>	2:07.009 (3)	84.15	1.821	13:39:22.104
4 -	<b>1:22.295</b>	42.893	<b>2:05.188 (1)</b>	<b>85.37</b>		<b>13:41:27.292</b>
5 -	1:22.639	43.555	2:06.194 (2)	84.69	1.006	13:43:33.486

P20 300 1000 Aaren CARPENTER			Kawasaki ZX10R -			
IDEAL LAP TIME : 2:17.894		BEST LAP TIME : 2:18.379		DIFFERENCE : 0.485		
LAP	SECTOR 1	SECTOR 2	LAP TIME	MPH	DIFF	TIME OF DAY
1 -		46.500	2:26.267	73.07	7.888	13:34:27.339
2 -	1:31.974	<b>46.481</b>	2:18.455 (2)	77.19	0.076	13:36:45.794
3 -	1:32.457	47.056	2:19.513 (3)	76.60	1.134	13:39:05.307
4 -	<b>1:31.413</b>	46.966	<b>2:18.379 (1)</b>	<b>77.23</b>		<b>13:41:23.686</b>
5 -	1:34.098	46.588	2:20.686	75.97	2.307	13:43:44.372

P21 45 1000 Glenn SMITH			Kawasaki ZX10R -			
IDEAL LAP TIME : 2:17.233		BEST LAP TIME : 2:17.233		DIFFERENCE : 0.000		
LAP	SECTOR 1	SECTOR 2	LAP TIME	MPH	DIFF	TIME OF DAY
1 -		46.742	2:30.807	70.87	13.574	13:34:31.879
2 -	1:33.159	46.002	2:19.161 (3)	76.80	1.928	13:36:51.040
3 -	1:33.853	46.229	2:20.082	76.29	2.849	13:39:11.122
4 -	1:32.068	46.142	2:18.210 (2)	77.33	0.977	13:41:29.332
5 -	<b>1:31.849</b>	<b>45.384</b>	<b>2:17.233 (1)</b>	<b>77.88</b>		<b>13:43:46.565</b>

P22 261 1000 Roberto Di GREGORIO			Ducati 899 PANIGALE -			
IDEAL LAP TIME : 2:16.689		BEST LAP TIME : 2:17.338		DIFFERENCE : 0.649		
LAP	SECTOR 1	SECTOR 2	LAP TIME	MPH	DIFF	TIME OF DAY
1 -		47.856	2:30.567	70.98	13.229	13:34:31.639
2 -	1:34.510	47.146	2:21.656	75.45	4.318	13:36:53.295
3 -	1:32.393	46.792	2:19.185 (3)	76.79	1.847	13:39:12.480
4 -	<b>1:31.339</b>	46.904	2:18.243 (2)	77.31	0.905	13:41:30.723
5 -	1:31.988	<b>45.350</b>	<b>2:17.338 (1)</b>	<b>77.82</b>		<b>13:43:48.061</b>

P23 231 600 Craig MOORE			Yamaha R6 - AM Scaffolding			
IDEAL LAP TIME : 2:08.545		BEST LAP TIME : 2:09.212		DIFFERENCE : 0.667		
LAP	SECTOR 1	SECTOR 2	LAP TIME	MPH	DIFF	TIME OF DAY
1 -		43.185	3:07.561	56.98	58.349	13:35:08.633
2 -	1:26.267	<b>43.082</b>	2:09.349 (2)	82.62	0.137	13:37:17.982
3 -	1:25.647	44.471	2:10.118 (3)	82.14	0.906	13:39:28.100
4 -	<b>1:25.463</b>	43.749	<b>2:09.212 (1)</b>	<b>82.71</b>		<b>13:41:37.312</b>
5 -	1:27.394	45.964	2:13.358	80.14	4.146	13:43:50.670

P24 30 1000 Mariusz SAWICKI			BMW S1000RR - MMS Decorators(uk)ltd			
IDEAL LAP TIME : 2:19.284		BEST LAP TIME : 2:19.284		DIFFERENCE : 0.000		
LAP	SECTOR 1	SECTOR 2	LAP TIME	MPH	DIFF	TIME OF DAY
1 -		47.417	2:29.410	71.53	10.126	13:34:30.482
2 -	1:32.632	47.526	2:20.158 (2)	76.25	0.874	13:36:50.640
3 -	1:34.435	46.662	2:21.097 (3)	75.74	1.813	13:39:11.737
4 -	<b>1:32.624</b>	<b>46.660</b>	<b>2:19.284 (1)</b>	<b>76.73</b>		<b>13:41:31.021</b>
5 -	1:32.833	48.728	2:21.561	75.50	2.277	13:43:52.582

Weather / Track : Cloudy / Dry

Snetterton 300  
Circuit Length = 2.9689 miles  
Start: 13:32 Flag 13:42 End: 13:44

# BMCRC - MRO Championships 2021 - Rnd 2 @ Snetterton 300

## BMCRC Rookie 600 & 1000

### RACE 6 - SECTOR ANALYSIS



SECTOR 1 = FL to I1, SECTOR 2 = I1 to FL, DIFF = Difference To Personal Best Lap, P = Crossed Finish Line in Pit Lane, D = Time Disallowed

P25 228 600		Paul McFADDEN		Kawasaki ZX636 -		
IDEAL LAP TIME : 2:10.006		BEST LAP TIME : 2:10.006		DIFFERENCE : 0.000		
LAP	SECTOR 1	SECTOR 2	LAP TIME	MPH	DIFF	TIME OF DAY
1 -		44.099	3:13.148	55.33	1:03.142	13:35:14.220
2 -	<b>1:26.470</b>	<b>43.536</b>	<b>2:10.006 (1)</b>	<b>82.21</b>		<b>13:37:24.226</b>
3 -	1:26.794	43.951	2:10.745 (2)	81.74	0.739	13:39:34.971
4 -	1:29.578	44.181	2:13.759	79.90	3.753	13:41:48.730
5 -	1:27.162	43.627	2:10.789 (3)	81.72	0.783	13:43:59.519

P26 51 600		Ross CLARKE		Kawasaki ZX600RR - Ross clarke Farriery		
IDEAL LAP TIME : 2:10.095		BEST LAP TIME : 2:10.287		DIFFERENCE : 0.192		
LAP	SECTOR 1	SECTOR 2	LAP TIME	MPH	DIFF	TIME OF DAY
1 -		44.735	3:18.753	53.77	1:08.466	13:35:19.825
2 -	1:27.252	<b>44.091</b>	2:11.343 (2)	81.37	1.056	13:37:31.168
3 -	<b>1:26.004</b>	44.283	<b>2:10.287 (1)</b>	<b>82.03</b>		<b>13:39:41.455</b>
4 -	1:31.101	45.072	2:16.173 (3)	78.48	5.886	13:41:57.628
5 -	1:29.484	47.630	2:17.114	77.95	6.827	13:44:14.742

P27 636 600		Matthew MILLS		Kawasaki ZX6R -		
IDEAL LAP TIME : 2:14.210		BEST LAP TIME : 2:14.212		DIFFERENCE : 0.002		
LAP	SECTOR 1	SECTOR 2	LAP TIME	MPH	DIFF	TIME OF DAY
1 -		46.353	3:17.826	54.02	1:03.614	13:35:18.898
2 -	1:29.749	45.922	2:15.671 (3)	78.77	1.459	13:37:34.569
3 -	<b>1:29.183</b>	45.029	<b>2:14.212 (1)</b>	<b>79.63</b>		<b>13:39:48.781</b>
4 -	1:30.260	46.115	2:16.375	78.37	2.163	13:42:05.156
5 -	1:30.471	<b>45.027</b>	2:15.498 (2)	78.87	1.286	13:44:20.654

P28 15 1000		Will LONGDEN		Yamaha R1M -		
IDEAL LAP TIME : 2:25.644		BEST LAP TIME : 2:25.644		DIFFERENCE : 0.000		
LAP	SECTOR 1	SECTOR 2	LAP TIME	MPH	DIFF	TIME OF DAY
1 -		49.727	2:36.274	68.39	10.630	13:34:37.346
2 -	1:38.285	49.896	2:28.181 (3)	72.12	2.537	13:37:05.527
3 -	<b>1:36.144</b>	<b>49.500</b>	<b>2:25.644 (1)</b>	<b>73.38</b>		<b>13:39:31.171</b>
4 -	1:37.589	50.028	2:27.617 (2)	72.40	1.973	13:41:58.788
5 -	1:39.357	50.855	2:30.212	71.15	4.568	13:44:29.000

P29 500 1000		Jeremy BARRETT		Honda FIREBLADE -		
IDEAL LAP TIME : 2:26.664		BEST LAP TIME : 2:27.240		DIFFERENCE : 0.576		
LAP	SECTOR 1	SECTOR 2	LAP TIME	MPH	DIFF	TIME OF DAY
1 -		49.771	2:37.581	67.82	10.341	13:34:38.653
2 -	1:38.140	<b>49.194</b>	2:27.334 (2)	72.54	0.094	13:37:05.987
3 -	<b>1:37.470</b>	49.770	<b>2:27.240 (1)</b>	<b>72.58</b>		<b>13:39:33.227</b>
4 -	1:38.489	49.931	2:28.420	72.01	1.180	13:42:01.647
5 -	1:37.819	49.897	2:27.716 (3)	72.35	0.476	13:44:29.363

P30 98 600		Timothy WALSH		Triumph 675 - T P WALSH PHE		
IDEAL LAP TIME : 2:16.446		BEST LAP TIME : 2:16.446		DIFFERENCE : 0.000		
LAP	SECTOR 1	SECTOR 2	LAP TIME	MPH	DIFF	TIME OF DAY
1 -		47.102	3:21.831	52.95	1:05.385	13:35:22.903
2 -	1:32.067	46.966	2:19.033 (3)	76.87	2.587	13:37:41.936
3 -	<b>1:30.534</b>	<b>45.912</b>	<b>2:16.446 (1)</b>	<b>78.33</b>		<b>13:39:58.382</b>
4 -	1:31.274	47.254	2:18.528 (2)	77.15	2.082	13:42:16.910

Weather / Track : Cloudy / Dry

Snetterton 300  
Circuit Length = 2.9689 miles  
Start: 13:32 Flag 13:42 End: 13:44

# BMCRC - MRO Championships 2021 - Rnd 2 @ Snetterton 300

## BMCRC Rookie 600 & 1000

### RACE 6 - SECTOR ANALYSIS



SECTOR 1 = FL to I1, SECTOR 2 = I1 to FL, DIFF = Difference To Personal Best Lap, P = Crossed Finish Line in Pit Lane, D = Time Disallowed

P31 62 600		Oliver NUNN		Yamaha R6 - IT UK & STVL		
IDEAL LAP TIME : 2:17.021		BEST LAP TIME : 2:17.098		DIFFERENCE : 0.077		
LAP	SECTOR 1	SECTOR 2	LAP TIME	MPH	DIFF	TIME OF DAY
1 -		47.095	3:22.482	52.78	1:05.384	13:35:23.554
2 -	1:31.660	47.434	2:19.094 (3)	76.84	1.996	13:37:42.648
3 -	1:30.758	<b>46.340</b>	<b>2:17.098 (1)</b>	<b>77.95</b>		<b>13:39:59.746</b>
4 -	<b>1:30.681</b>	46.729	2:17.410 (2)	77.78	0.312	13:42:17.156

P32 76 600		Paul BOXALL		Yamaha R6 - WG Tyres		
IDEAL LAP TIME : 2:20.441		BEST LAP TIME : 2:20.628		DIFFERENCE : 0.187		
LAP	SECTOR 1	SECTOR 2	LAP TIME	MPH	DIFF	TIME OF DAY
1 -		47.717	3:23.573	52.50	1:02.945	13:35:24.645
2 -	1:36.286	<b>47.383</b>	2:23.669 (3)	74.39	3.041	13:37:48.314
3 -	1:33.364	47.453	2:20.817 (2)	75.90	0.189	13:40:09.131
4 -	<b>1:33.058</b>	47.570	<b>2:20.628 (1)</b>	<b>76.00</b>		<b>13:42:29.759</b>

P33 686 600		Liam SPILLER		Honda CBR 600RR - Liam Spiller		
IDEAL LAP TIME : 2:23.121		BEST LAP TIME : 2:23.981		DIFFERENCE : 0.860		
LAP	SECTOR 1	SECTOR 2	LAP TIME	MPH	DIFF	TIME OF DAY
1 -		49.777	3:25.310	52.05	1:01.329	13:35:26.382
2 -	<b>1:34.714</b>	49.267	<b>2:23.981 (1)</b>	<b>74.23</b>		<b>13:37:50.363</b>
3 -	1:34.965	49.370	2:24.335 (3)	74.05	0.354	13:40:14.698
4 -	1:35.650	<b>48.407</b>	2:24.057 (2)	74.19	0.076	13:42:38.755

P34 174 600		Adam DOCKSEY		Kawasaki ZX-6 -		
IDEAL LAP TIME : 2:24.549		BEST LAP TIME : 2:24.549		DIFFERENCE : 0.000		
LAP	SECTOR 1	SECTOR 2	LAP TIME	MPH	DIFF	TIME OF DAY
1 -		49.721	3:32.495	50.29	1:07.946	13:35:33.567
2 -	1:37.010	49.811	2:26.821 (3)	72.79	2.272	13:38:00.388
3 -	1:37.402	49.314	2:26.716 (2)	72.84	2.167	13:40:27.104
4 -	<b>1:35.672</b>	<b>48.877</b>	<b>2:24.549 (1)</b>	<b>73.94</b>		<b>13:42:51.653</b>

P35 25 600		Killian O'DRISCOLL-HADJI		Suzuki GSXR 600 -		
IDEAL LAP TIME : 2:25.715		BEST LAP TIME : 2:25.715		DIFFERENCE : 0.000		
LAP	SECTOR 1	SECTOR 2	LAP TIME	MPH	DIFF	TIME OF DAY
1 -		50.677	3:32.236	50.35	1:06.521	13:35:33.308
2 -	1:38.089	50.173	2:28.262 (3)	72.08	2.547	13:38:01.570
3 -	1:37.720	49.837	2:27.557 (2)	72.43	1.842	13:40:29.127
4 -	<b>1:36.176</b>	<b>49.539</b>	<b>2:25.715 (1)</b>	<b>73.34</b>		<b>13:42:54.842</b>

P36 456 600		Jake MOLONEY		Yamaha R6 -		
IDEAL LAP TIME : 2:26.972		BEST LAP TIME : 2:27.133		DIFFERENCE : 0.161		
LAP	SECTOR 1	SECTOR 2	LAP TIME	MPH	DIFF	TIME OF DAY
1 -		49.686	3:30.440	50.78	1:03.307	13:35:31.512
2 -	<b>1:37.465</b>	49.668	<b>2:27.133 (1)</b>	<b>72.64</b>		<b>13:37:58.645</b>
3 -	1:38.782	50.500	2:29.282 (3)	71.59	2.149	13:40:27.927
4 -	1:38.470	<b>49.507</b>	2:27.977 (2)	72.22	0.844	13:42:55.904

P37 63 600		Robert BUSH		Suzuki GSXR 600 - Legacy Racing		
IDEAL LAP TIME : 2:41.342		BEST LAP TIME : 2:41.342		DIFFERENCE : 0.000		
LAP	SECTOR 1	SECTOR 2	LAP TIME	MPH	DIFF	TIME OF DAY
1 -		55.524	3:48.679	46.73	1:07.337	13:35:49.751
2 -	1:48.144	54.758	2:42.902 (2)	65.61	1.560	13:38:32.653
3 -	1:48.272	55.371	2:43.643 (3)	65.31	2.301	13:41:16.296
4 -	<b>1:47.286</b>	<b>54.056</b>	<b>2:41.342 (1)</b>	<b>66.24</b>		<b>13:43:57.638</b>

Weather / Track : Cloudy / Dry

Snetterton 300  
Circuit Length = 2.9689 miles  
Start: 13:32 Flag 13:42 End: 13:44

# BMCRC - MRO Championships 2021 - Rnd 2 @ Snetterton 300

## BMCRC Rookie 600 & 1000

### RACE 6 - SECTOR ANALYSIS



SECTOR 1 = FL to I1, SECTOR 2 = I1 to FL, DIFF = Difference To Personal Best Lap, P = Crossed Finish Line in Pit Lane, D = Time Disallowed

<b>P38 42 600 Kai EVANS</b>		Suzuki GSXR 600 - CBS Ltd Construction and Engineering				
IDEAL LAP TIME : 2:25.604		BEST LAP TIME : 2:25.772		DIFFERENCE : 0.168		
LAP	SECTOR 1	SECTOR 2	LAP TIME	MPH	DIFF	TIME OF DAY
1 -		50.434	3:30.819 (3)	50.69	1:05.047	13:35:31.891
2 -	<b>1:36.515</b>	49.672	2:26.187 (2)	73.11	0.415	13:37:58.078
3 -	1:36.683	<b>49.089</b>	<b>2:25.772 (1)</b>	<b>73.32</b>		<b>13:40:23.850</b>

Weather / Track : Cloudy / Dry

Results can be found at [www.tsl-timing.com](http://www.tsl-timing.com)

Page 7 of 7

Snetterton 300  
Circuit Length = 2.9689 miles  
Start: 13:32 Flag 13:42 End: 13:44

Printed - 13:46 Saturday, 29 May 2021

# BMCRC - MRO Championships 2021 - Rnd 2 @ Snetterton 300

## BMCRC Rookie 600 & 1000

### RACE 6 - BEST SECTORS

SECTOR 1				SECTOR 2				IDEAL / BEST COMPARISON				
POS	NO	NAME	TIME	NO	NAME	TIME	POS	NO	NAME	IDEAL	BEST	DIFF
									<b>PERFECT LAP</b>	<b>1:59.513</b>		
1	53	McGLYNN	1:19.346	53	McGLYNN	40.167	1	53	McGLYNN	1:59.513	1:59.513	0.000
2	100	HUNTER	1:19.746	100	HUNTER	40.245	2	100	HUNTER	1:59.991	1:59.991	0.000
3	19	GRANT	1:21.032	19	GRANT	41.041	3	19	GRANT	2:02.073	2:02.257	0.184
4	110	CLARKE	1:21.707	344	WILLIAMS	41.226	4	344	WILLIAMS	2:02.976	2:03.267	0.291
5	344	WILLIAMS	1:21.750	110	CLARKE	41.371	5	110	CLARKE	2:03.078	2:03.310	0.232
6	200	BURNHAM	1:22.295	212	PALLET	41.682	6	200	BURNHAM	2:04.074	2:05.188	1.114
7	123	VINCER	1:22.771	200	BURNHAM	41.779	7	212	PALLET	2:04.608	2:05.663	1.055
8	212	PALLET	1:22.926	123	VINCER	41.882	8	123	VINCER	2:04.653	2:05.034	0.381
9	201	WEST	1:22.949	508	McFADDEN	42.071	9	201	WEST	2:05.074	2:05.144	0.070
10	508	McFADDEN	1:23.361	201	WEST	42.125	10	508	McFADDEN	2:05.432	2:05.432	0.000
11	501	COID	1:23.755	501	COID	42.543	11	501	COID	2:06.298	2:06.298	0.000
12	231	MOORE	1:25.463	231	MOORE	43.082	12	231	MOORE	2:08.545	2:09.212	0.667
13	51	CLARKE	1:26.004	228	McFADDEN	43.536	13	228	McFADDEN	2:10.006	2:10.006	0.000
14	86	LOPES	1:26.378	175	PESTANA	43.803	14	51	CLARKE	2:10.095	2:10.287	0.192
15	228	McFADDEN	1:26.470	107	WILLIAMSON	43.933	15	86	LOPES	2:10.314	2:10.346	0.032
16	180	OVEL	1:26.477	86	LOPES	43.936	16	175	PESTANA	2:10.351	2:10.432	0.081
17	163	BIGUZZI	1:26.488	163	BIGUZZI	43.983	17	163	BIGUZZI	2:10.471	2:10.508	0.037
18	175	PESTANA	1:26.548	51	CLARKE	44.091	18	180	OVEL	2:10.612	2:10.996	0.384
19	107	WILLIAMSON	1:27.285	180	OVEL	44.135	19	107	WILLIAMSON	2:11.218	2:11.218	0.000
20	999	DWYER	1:27.995	147	SKEVINGTON	44.234	20	999	DWYER	2:12.246	2:12.702	0.456
21	147	SKEVINGTON	1:28.524	999	DWYER	44.251	21	147	SKEVINGTON	2:12.758	2:12.878	0.120
22	636	MILLS	1:29.183	636	MILLS	45.027	22	636	MILLS	2:14.210	2:14.212	0.002
23	82	MORRIS	1:29.742	261	GREGORIO	45.350	23	82	MORRIS	2:15.467	2:15.567	0.100
24	98	WALSH	1:30.534	45	SMITH	45.384	24	98	WALSH	2:16.446	2:16.446	0.000
25	62	NUNN	1:30.681	82	MORRIS	45.725	25	261	GREGORIO	2:16.689	2:17.338	0.649
26	261	GREGORIO	1:31.339	98	WALSH	45.912	26	62	NUNN	2:17.021	2:17.098	0.077
27	300	CARPENTER	1:31.413	62	NUNN	46.340	27	45	SMITH	2:17.233	2:17.233	0.000
28	45	SMITH	1:31.849	300	CARPENTER	46.481	28	300	CARPENTER	2:17.894	2:18.379	0.485
29	30	SAWICKI	1:32.624	30	SAWICKI	46.660	29	30	SAWICKI	2:19.284	2:19.284	0.000
30	76	BOXALL	1:33.058	76	BOXALL	47.383	30	76	BOXALL	2:20.441	2:20.628	0.187
31	686	SPILLER	1:34.714	686	SPILLER	48.407	31	686	SPILLER	2:23.121	2:23.981	0.860
32	174	DOCKSEY	1:35.672	174	DOCKSEY	48.877	32	174	DOCKSEY	2:24.549	2:24.549	0.000
33	15	LONGDEN	1:36.144	42	EVANS	49.089	33	42	EVANS	2:25.604	2:25.772	0.168
34	25	O'DRISCOLL-HADJI	1:36.176	500	BARRETT	49.194	34	15	LONGDEN	2:25.644	2:25.644	0.000
35	42	EVANS	1:36.515	15	LONGDEN	49.500	35	25	O'DRISCOLL-HADJI	2:25.715	2:25.715	0.000
36	456	MOLONEY	1:37.465	456	MOLONEY	49.507	36	500	BARRETT	2:26.664	2:27.240	0.576
37	500	BARRETT	1:37.470	25	O'DRISCOLL-HADJI	49.539	37	456	MOLONEY	2:26.972	2:27.133	0.161
38	63	BUSH	1:47.286	63	BUSH	54.056	38	63	BUSH	2:41.342	2:41.342	0.000

Weather / Track : Cloudy / Dry

Results can be found at [www.tsl-timing.com](http://www.tsl-timing.com)

Snetterton 300

Circuit Length = 2.9689 miles

Start: 13:32 Flag 13:42 End: 13:44

Printed - 13:46 Saturday, 29 May 2021

# BMCRC - MRO Championships 2021 - Rnd 2 @ Snetterton 300

## BMCRC Rookie 600 & 1000

### RACE 6 - STATISTICS

**Competitors Started** 38  
**Planned Start** 2021-05-29 @ 13:40:00.000  
**Actual Start** 2021-05-29 @ 13:32:01.071  
**Finish Time** 2021-05-29 @ 13:42:13.055  
**Track Length** 2.9689mi.  
**Total Laps** 180  
**Total Distance Covered** 534.4040mi.

#### Session Fastest Lap History

NO	CL	NAME	LAP TIME	TIME OF DAY	LAP	VEHICLE
53	1000	Seamus McGLYNN	2:07.326	13:34:08.412	1	Yamaha R1
53	1000	Seamus McGLYNN	1:59.513	13:36:07.925	2	Yamaha R1

#### Session Leader History

NO	CL	NAME	FROM LAP	LAPS LED	DISTANCE	VEHICLE
53	1000	Seamus McGLYNN	1	3	8.90 miles	Yamaha R1
100	1000	Antony HUNTER	4	1	2.96 miles	Kawasaki ZX10
53	1000	Seamus McGLYNN	5	1	2.96 miles	Yamaha R1

#### Flag History

TYPE	TIME OF DAY
GREEN	13:32:01.071
FINISH	13:42:13.055

#### Flag Statistics

TYPE	COUNT	TOTAL LAPS	TOTAL TIME
Green	1	5	12:33.111
Red	0	0	0.000
Safety Car	0	0	0.000
FCY	0	0	0.000

# BMCRC - MRO Championships 2021 - Rnd 2 @ Snetterton 300

## BMCRC Rookie 600 & 1000

### RACE 6 - STATISTICS

**CLASS : 1000**

22 Starters

#### Fastest Lap History

NO	NAME	LAP TIME	TIME OF DAY	LAP	VEHICLE
53	Seamus McGLYNN	<b>2:07.326</b>	13:34:08.412	1	Yamaha R1
53	Seamus McGLYNN	<b>1:59.513</b>	13:36:07.925	2	Yamaha R1

#### Leader History

NO	NAME	FROM LAP	LAPS LED	DISTANCE	VEHICLE
53	Seamus McGLYNN	1	3	8.90 miles	Yamaha R1
100	Antony HUNTER	4	1	2.96 miles	Kawasaki ZX10
53	Seamus McGLYNN	5	1	2.96 miles	Yamaha R1

# BMCRC - MRO Championships 2021 - Rnd 2 @ Snetterton 300

## BMCRC Rookie 600 & 1000

### RACE 6 - STATISTICS

CLASS : 600

16 Starters

#### Fastest Lap History

NO	NAME	LAP TIME	TIME OF DAY	LAP	VEHICLE
200	Dan BURNHAM	<b>3:06.388</b>	13:35:07.466	1	Triumph Daytona 675
200	Dan BURNHAM	<b>2:07.635</b>	13:37:15.102	2	Triumph Daytona 675
212	Matt PALLETT	<b>2:06.309</b>	13:37:15.869	2	Kawasaki ZX6R
212	Matt PALLETT	<b>2:05.796</b>	13:39:21.664	3	Kawasaki ZX6R
200	Dan BURNHAM	<b>2:05.188</b>	13:41:27.334	4	Triumph Daytona 675

#### Leader History

NO	NAME	FROM LAP	LAPS LED	DISTANCE	VEHICLE
200	Dan BURNHAM	1	2	5.93 miles	Triumph Daytona 675
212	Matt PALLETT	3	1	2.96 miles	Kawasaki ZX6R
200	Dan BURNHAM	4	1	2.96 miles	Triumph Daytona 675
212	Matt PALLETT	5	1	2.96 miles	Kawasaki ZX6R

Weather / Track : Cloudy / Dry

Results can be found at [www.tsl-timing.com](http://www.tsl-timing.com)

Page 3 of 3

Snetterton 300  
Circuit Length = 2.9689 miles  
Start: 13:32 Flag 13:42 End: 13:44

Printed - 13:46 Saturday, 29 May 2021



# BMCRC - MRO Championships 2021 - Rnd 2 @ Snetterton 300

## BMCRC Rookie 600 & 1000

### RACE 16 - GRID (5 Laps)



CONTRACTORS LTD

ROW 15	45		44	<b>80</b> Stephen LANE	43	<b>63</b> 2:41.342 Robert BUSH
ROW 14	42	<b>456</b> 2:27.133 Jake MOLONEY	41	<b>42</b> 2:25.772 Kai EVANS	40	<b>25</b> 2:25.715 Killian O'DRISCOLL-HADJI
ROW 13	39	<b>174</b> 2:24.549 Adam DOCKSEY	38	<b>686</b> 2:23.981 Liam SPILLER	37	<b>76</b> 2:20.628 Paul BOXALL
ROW 12	36	<b>62</b> 2:17.098 Oliver NUNN	35	<b>98</b> 2:16.446 Timothy WALSH	34	<b>636</b> 2:14.212 Matthew MILLS
ROW 11	33	<b>51</b> 2:10.287 Ross CLARKE	32	<b>228</b> 2:10.006 Paul McFADDEN	31	<b>231</b> 2:09.212 Craig MOORE
ROW 10	30	<b>501</b> 2:06.298 Ashley COID	29	<b>212</b> 2:05.663 Matt PALLETT	28	<b>200</b> 2:05.188 Dan BURNHAM
ROW 9	27		26		25	
ROW 8	24		23	<b>888</b> Paul FAGG	22	<b>500</b> 2:27.240 Jeremy BARRETT
ROW 7	21	<b>15</b> 2:25.644 Will LONGDEN	20	<b>30</b> 2:19.284 Mariusz SAWICKI	19	<b>300</b> 2:18.379 Aaren CARPENTER
ROW 6	18	<b>261</b> 2:17.338 Roberto Di GREGORIO	17	<b>45</b> 2:17.233 Glenn SMITH	16	<b>82</b> 2:15.567 Paul MORRIS
ROW 5	15	<b>147</b> 2:12.878 Mark SKEVINGTON	14	<b>999</b> 2:12.702 Jack DWYER	13	<b>107</b> 2:11.218 Dave WILLIAMSON
ROW 4	12	<b>180</b> 2:10.996 Mark OVEL	11	<b>163</b> 2:10.508 Riccardo BIGUZZI	10	<b>175</b> 2:10.432 Arlindo PESTANA
ROW 3	9	<b>86</b> 2:10.346 Frederico LOPES	8	<b>508</b> 2:05.432 Daniel McFADDEN	7	<b>201</b> 2:05.144 Scott WEST
ROW 2	6	<b>123</b> 2:05.034 James VINCER	5	<b>110</b> 2:03.310 Michael CLARKE	4	<b>344</b> 2:03.267 Andrew WILLIAMS
ROW 1	3	<b>19</b> 2:02.257 Lee GRANT	2	<b>100</b> 1:59.991 Antony HUNTER	1	<b>53</b> 1:59.513 Seamus McGLYNN
<b>Pole</b>						

Snetterton 300

Circuit Length = 2.9689 miles

These results are provisional until the conclusion of any judicial and technical matters.

Clerk Of Course :	Stewards :	Timekeeper : Craig Smith
-------------------	------------	--------------------------

Results can be found at [www.tsl-timing.com](http://www.tsl-timing.com)

Printed - 13:48 Saturday, 29 May 2021



# BMCRC - MRO Championships 2021 - Rnd 2 @ Snetterton 300

## BMCRC Rookie 600 & 1000

### RACE 16 - CLASSIFICATION



CONTRACTORS LTD

POS	NO	CL	PIC NAME	ENTRY	LAPS	TIME	GAP	DIFF	MPH	BEST	ON
1	53	1000	1 Seamus McGLYNN	Yamaha R1 -	5	10:09.719			87.64	2:00.293	3
2	100	1000	2 Antony HUNTER	Kawasaki ZX10 - Uncletoms motoring centre	5	10:09.943	0.224	0.224	87.61	1:59.639	3
3	110	1000	3 Michael CLARKE	Yamaha R1 - BIKEBASE.ltd	5	10:18.044	8.325	8.101	86.46	2:01.300	5
4	19	1000	4 Lee GRANT	Yamaha R1M - Grant carpentry and construction ltd	5	10:18.136	8.417	0.092	86.45	2:01.703	5
5	508	1000	5 Daniel McFADDEN	Kawasaki ZX10RR -	5	10:19.798	10.079	1.662	86.22	2:00.771	3
6	123	1000	6 James VINCER	Yamaha YZFR1 - Keam Electrical Services	5	10:34.630	24.911	14.832	84.20	2:04.370	4
7	344	1000	7 Andrew WILLIAMS	Suzuki GSXR1000 - Standard signs	5	10:37.606	27.887	2.976	83.81	2:05.636	4
8	201	1000	8 Scott WEST	Suzuki GSXR1000 -	5	10:37.813	28.094	0.207	83.78	2:05.276	4
9	86	1000	9 Frederico LOPES	Yamaha R1 - FLR Procurement Ltd	5	10:54.199	44.480	16.386	81.68	2:08.106	5
10	180	1000	10 Mark OVEL	Yamaha R1 - I NEED A SPONSOR	5	10:58.834	49.115	4.635	81.11	2:09.788	5
11	175	1000	11 Arlindo PESTANA	BMW S1000RR - Pep's racing	5	11:06.014	56.295	7.180	80.23	2:09.692	3
12	163	1000	12 Riccardo BIGUZZI	BMW S1000RR - Jardiner	5	11:10.055	1:00.336	4.041	79.75	2:10.679	5
13	107	1000	13 Dave WILLIAMSON	Kawasaki ZX10R -	5	11:12.940	1:03.221	2.885	79.41	2:12.375	5
14	147	1000	14 Mark SKEVINGTON	Suzuki GSXR 1000 -	5	11:16.499	1:06.780	3.559	78.99	2:12.743	5
15	999	1000	15 Jack DWYER	Suzuki GSXR750 SRAD -	5	11:21.258	1:11.539	4.759	78.44	2:13.899	5
16	82	1000	16 Paul MORRIS	Suzuki GSXR 1000 - Rpm Performance & Engineerir	5	11:32.051	1:22.332	10.793	77.22	2:15.980	2
17	300	1000	17 Aaren CARPENTER	Kawasaki ZX10R -	5	11:32.471	1:22.752	0.420	77.17	2:15.485	3
18	45	1000	18 Glenn SMITH	Kawasaki ZX10R -	5	11:33.592	1:23.873	1.121	77.04	2:15.901	3
19	212	600	1 Matt PALLETT	Kawasaki ZX6R - In:timber	5	11:34.049	1:24.327	0.454	76.99	2:04.278	4
20	200	600	2 Dan BURNHAM	Triumph Daytona 675 - KY JAX RACING / DANIK Gf	5	11:34.206	1:24.490	0.163	76.98	2:05.333	5
21	501	600	3 Ashley COID	Kawasaki ZX636R -	5	11:45.424	1:35.705	11.215	75.75	2:07.708	3
22	30	1000	19 Mariusz SAWICKI	BMW S1000RR - MMS Decorators(uk)ltd	5	11:46.074	1:36.355	0.650	75.68	2:18.677	5
23	51	600	4 Ross CLARKE	Kawasaki ZX600RR - Ross clarke Farriery	5	11:46.313	1:36.594	0.239	75.66	2:06.376	4
24	231	600	5 Craig MOORE	Yamaha R6 - AM Scaffolding	5	11:55.858	1:46.139	9.545	74.65	2:08.593	2
25	261	1000	20 Roberto Di GREGORIO	Ducati 899 PANIGALE -	5	12:01.321	1:51.602	5.463	74.08	2:15.644	5
26	228	600	6 Paul McFADDEN	Kawasaki ZX636 -	5	12:17.084	2:07.365	15.763	72.50	2:12.849	2
27	500	1000	21 Jeremy BARRETT	Honda FIREBLADE -	5	12:23.216	2:13.497	6.132	71.90	2:25.097	5
28	15	1000	22 Will LONGDEN	Yamaha R1M -	5	12:32.434	2:22.715	9.218	71.02	2:27.586	2
29	636	600	7 Matthew MILLS	Kawasaki ZX6R -	4	10:10.422	1 Lap	1 Lap	70.03	2:14.006	4
30	98	600	8 Timothy WALSH	Triumph 675 - T P WALSH PHE	4	10:22.980	1 Lap	12.558	68.62	2:18.607	3
31	686	600	9 Liam SPILLER	Honda CBR 600RR - Liam Spiller	4	10:39.835	1 Lap	16.855	66.81	2:22.792	2
32	62	600	10 Oliver NUNN	Yamaha R6 - IT UK & STVL	4	10:41.791	1 Lap	1.956	66.61	2:16.894	4
33	76	600	11 Paul BOXALL	Yamaha R6 - WG Tyres	4	10:49.551	1 Lap	7.760	65.81	2:20.472	2
34	174	600	12 Adam DOCKSEY	Kawasaki ZX-6 -	4	10:50.841	1 Lap	1.290	65.68	2:22.494	4
35	456	600	13 Jake MOLONEY	Yamaha R6 -	4	10:50.919	1 Lap	0.078	65.67	2:26.004	4
36	25	600	14 Killian O'DRISCOLL-HADJI	Suzuki GSXR 600 -	4	10:53.836	1 Lap	2.917	65.38	2:26.506	3
37	63	600	15 Robert BUSH	Suzuki GSXR 600 - Legacy Racing	4	12:15.600	1 Lap	1:21.764	58.11	2:46.514	3

#### FASTEST LAP

100	1000	Antony HUNTER	Kawasaki ZX10 - Uncletoms motoring centre	3	1:59.639	89.33 mph	143.77 kph
212	600	Matt PALLETT	Kawasaki ZX6R - In:timber	4	2:04.278	86.00 mph	138.40 kph

Class 1000 - 92.5% of Race Speed = 81.06 mph

Class 600 - 92.5% of Race Speed = 71.21 mph

Weather / Track : Cloudy / Dry

These results are provisional until the conclusion of any judicial and technical matters.

Snetterton 300: 2.9689 miles

Race Distance: 5 Laps / 14.84 miles

Start: 17:34 Flag 17:44 End: 17:46

Clerk Of Course :	Stewards :	Timekeeper : Craig Smith
-------------------	------------	--------------------------

Results can be found at [www.tsl-timing.com](http://www.tsl-timing.com)

Printed - 17:47 Saturday, 29 May 2021



# BMCRC - MRO Championships 2021 - Rnd 2 @ Snetterton 300

## BMCRC Rookie 600 & 1000

### RACE 16 - LAP CHART

LAP 1 @ 17:36:18.001			LAP 2 @ 17:38:18.972			LAP 3 @ 17:40:19.265			LAP 4 @ 17:42:21.970			LAP 5 @ 17:44:22.536		
NO	BEHIND	LAP TIME	NO	BEHIND	LAP TIME	NO	BEHIND	LAP TIME	NO	BEHIND	LAP TIME	NO	BEHIND	LAP TIME
53		2:05.184	53		2:00.971	53		2:00.293	100		2:01.930	53		2:00.520
100	1.941	2:07.125	100	1.429	2:00.459	100	0.775	1:59.639	53	0.046	2:02.751	100	0.224	2:00.790
110	3.042	2:08.226	110	5.049	2:02.978	19	7.998	2:03.109	76	1 Lap	2:21.450	636	1 Lap	2:14.006
19	3.438	2:08.622	19	5.182	2:02.715	110	8.322	2:03.566	19	7.280	2:01.987	110	8.325	2:01.300
344	5.716	2:10.900	508	9.161	2:02.099	508	9.639	2:00.771	686	1 Lap	2:24.658	19	8.417	2:01.703
123	6.738	2:11.922	344	10.765	2:06.020	344	17.345	2:06.873	110	7.591	2:01.974	508	10.079	2:01.994
201	7.061	2:12.245	123	11.780	2:06.013	123	17.921	2:06.434	508	8.651	2:01.717	98	1 Lap	2:19.844
508	8.033	2:13.217	201	11.969	2:05.879	201	18.100	2:06.424	62	1 Lap	2:21.891	123	24.911	2:05.891
180	12.509	2:17.693	86	21.488	2:09.782	86	31.494	2:10.299	456	1 Lap	2:26.019	344	27.887	2:08.177
86	12.677	2:17.861	180	22.517	2:10.979	180	32.609	2:10.385	25	1 Lap	2:26.506	201	28.094	2:07.989
163	17.392	2:22.576	107	29.151	2:12.507	63	1 Lap	2:46.900	174	1 Lap	2:25.703	686	1 Lap	2:23.210
107	17.615	2:22.799	147	30.002	2:13.090	175	39.648	2:09.692	123	19.586	2:04.370	62	1 Lap	2:16.894
147	17.883	2:23.067	175	30.249	2:12.542	107	41.708	2:12.850	344	20.276	2:05.636	76	1 Lap	2:38.087
999	18.458	2:23.642	163	30.930	2:14.509	163	42.238	2:11.601	201	20.671	2:05.276	174	1 Lap	2:22.494
175	18.678	2:23.862	999	32.941	2:15.454	147	43.147	2:13.438	86	36.940	2:08.151	456	1 Lap	2:26.004
82	18.919	2:24.103	82	33.928	2:15.980	999	46.782	2:14.134	180	39.893	2:09.989	25	1 Lap	2:26.913
300	20.658	2:25.842	300	36.000	2:16.313	82	50.524	2:16.889	175	46.964	2:10.021	86	44.480	2:10.106
45	21.617	2:26.801	45	37.245	2:16.599	300	51.192	2:15.485	163	50.223	2:10.690	180	49.115	2:09.788
30	22.265	2:27.449	30	40.288	2:18.994	45	52.853	2:15.901	107	51.412	2:12.409	175	56.295	2:09.897
15	29.864	2:35.048	15	56.479	2:27.586	30	59.818	2:19.823	147	54.603	2:14.161	163	1:00.336	2:10.679
500	30.378	2:35.562	500	57.303	2:27.896	200	1:15.831	2:06.627	999	58.206	2:14.129	107	1:03.221	2:12.375
261	40.622	2:45.806	261	59.252	2:19.601	212	1:18.855	2:06.387	82	1:06.059	2:18.240	147	1:06.780	2:12.743
200	1:04.953	3:10.137	200	1:09.497	2:05.515	261	1:20.346	2:21.387	300	1:07.409	2:18.922	999	1:11.539	2:13.899
501	1:07.054	3:12.238	212	1:12.761	2:06.119	501	1:22.271	2:07.708	45	1:07.943	2:17.795	82	1:22.332	2:16.839
212	1:07.613	3:12.797	501	1:14.856	2:08.773	51	1:24.235	2:07.157	30	1:18.244	2:21.131	300	1:22.752	2:15.909
51	1:10.881	3:16.065	51	1:17.371	2:07.461	15	1:24.868	2:28.682	63	1 Lap	2:46.514	45	1:23.873	2:16.496
231	1:11.080	3:16.264	231	1:18.702	2:08.593	500	1:25.439	2:28.429	200	1:19.723	2:06.597	212	1:24.327	2:04.465
228	1:13.909	3:19.093	228	1:25.787	2:12.849	231	1:27.254	2:08.845	212	1:20.428	2:04.278	200	1:24.490	2:05.333
636	1:18.993	3:24.177	636	1:34.638	2:16.616	228	1:43.436	2:17.942	501	1:27.702	2:08.136	501	1:35.705	2:08.569
98	1:20.282	3:25.466	98	1:38.374	2:19.063	636	1:49.968	2:15.623	51	1:27.906	2:06.376	30	1:36.355	2:18.677
686	1:23.991	3:29.175	76	1:43.859	2:20.472	98	1:56.688	2:18.607	231	1:36.421	2:11.872	51	1:36.594	2:09.254
76	1:24.358	3:29.542	686	1:45.812	2:22.792				261	1:36.524	2:18.883	231	1:46.139	2:10.284
456	1:27.220	3:32.404	456	1:52.741	2:26.492				500	1:48.966	2:26.232	261	1:51.602	2:15.644
25	1:28.592	3:33.776	25	1:54.262	2:26.641				15	1:52.207	2:30.044	63	1 Lap	2:47.121
174	1:32.894	3:38.078	174	1:56.489	2:24.566				228	1:54.245	2:13.514	228	2:07.365	2:13.686
62	1:36.773	3:41.957	62	1:56.851	2:21.049							500	2:13.497	2:25.097
63	1:49.881	3:55.065										15	2:22.715	2:31.074

Weather / Track : Cloudy / Dry

Snetterton 300

Circuit Length = 2.9689 miles

Start: 17:34 Flag 17:44 End: 17:46

# BMCRC - MRO Championships 2021 - Rnd 2 @ Snetterton 300

## BMCRC Rookie 600 & 1000

### RACE 16 - SECTOR ANALYSIS



SECTOR 1 = FL to I1, SECTOR 2 = I1 to FL, DIFF = Difference To Personal Best Lap, P = Crossed Finish Line in Pit Lane, D = Time Disallowed

P1 53 1000 Seamus McGLYNN		Yamaha R1 -				
IDEAL LAP TIME : 2:00.293		BEST LAP TIME : 2:00.293		DIFFERENCE : 0.000		
LAP	SECTOR 1	SECTOR 2	LAP TIME	MPH	DIFF	TIME OF DAY
1 -		40.437	2:05.184	85.37	4.891	17:36:18.001
2 -	1:20.719	40.252	2:00.971 (3)	88.35	0.678	17:38:18.972
3 -	<b>1:20.215</b>	<b>40.078</b>	<b>2:00.293 (1)</b>	<b>88.85</b>		<b>17:40:19.265</b>
4 -	1:21.946	40.805	2:02.751	87.07	2.458	17:42:22.016
5 -	1:20.391	40.129	2:00.520 (2)	88.68	0.227	17:44:22.536

P2 100 1000 Antony HUNTER		Kawasaki ZX10 - Uncletoms motoring centre				
IDEAL LAP TIME : 1:59.639		BEST LAP TIME : 1:59.639		DIFFERENCE : 0.000		
LAP	SECTOR 1	SECTOR 2	LAP TIME	MPH	DIFF	TIME OF DAY
1 -		40.501	2:07.125	84.07	7.486	17:36:19.942
2 -	1:20.326	40.133	2:00.459 (2)	88.72	0.820	17:38:20.401
3 -	<b>1:19.742</b>	<b>39.897</b>	<b>1:59.639 (1)</b>	<b>89.33</b>		<b>17:40:20.040</b>
4 -	1:21.075	40.855	2:01.930	87.65	2.291	17:42:21.970
5 -	1:20.659	40.131	2:00.790 (3)	88.48	1.151	17:44:22.760

P3 110 1000 Michael CLARKE		Yamaha R1 - BIKEBASE.ltd				
IDEAL LAP TIME : 2:01.300		BEST LAP TIME : 2:01.300		DIFFERENCE : 0.000		
LAP	SECTOR 1	SECTOR 2	LAP TIME	MPH	DIFF	TIME OF DAY
1 -		41.113	2:08.226	83.35	6.926	17:36:21.043
2 -	1:21.200	41.778	2:02.978 (3)	86.91	1.678	17:38:24.021
3 -	1:21.749	41.817	2:03.566	86.49	2.266	17:40:27.587
4 -	1:20.990	40.984	2:01.974 (2)	87.62	0.674	17:42:29.561
5 -	<b>1:20.317</b>	<b>40.983</b>	<b>2:01.300 (1)</b>	<b>88.11</b>		<b>17:44:30.861</b>

P4 19 1000 Lee GRANT		Yamaha R1M - Grant carpentry and construction ltd				
IDEAL LAP TIME : 2:01.455		BEST LAP TIME : 2:01.703		DIFFERENCE : 0.248		
LAP	SECTOR 1	SECTOR 2	LAP TIME	MPH	DIFF	TIME OF DAY
1 -		41.126	2:08.622	83.09	6.919	17:36:21.439
2 -	1:21.406	41.309	2:02.715 (3)	87.09	1.012	17:38:24.154
3 -	1:21.967	41.142	2:03.109	86.81	1.406	17:40:27.263
4 -	1:21.209	<b>40.778</b>	2:01.987 (2)	87.61	0.284	17:42:29.250
5 -	<b>1:20.677</b>	41.026	<b>2:01.703 (1)</b>	<b>87.82</b>		<b>17:44:30.953</b>

P5 508 1000 Daniel McFADDEN		Kawasaki ZX10RR -				
IDEAL LAP TIME : 2:00.709		BEST LAP TIME : 2:00.771		DIFFERENCE : 0.062		
LAP	SECTOR 1	SECTOR 2	LAP TIME	MPH	DIFF	TIME OF DAY
1 -		40.984	2:13.217	80.23	12.446	17:36:26.034
2 -	1:21.507	<b>40.592</b>	2:02.099	87.53	1.328	17:38:28.133
3 -	<b>1:20.117</b>	40.654	<b>2:00.771 (1)</b>	<b>88.49</b>		<b>17:40:28.904</b>
4 -	1:20.660	41.057	2:01.717 (2)	87.81	0.946	17:42:30.621
5 -	1:21.093	40.901	2:01.994 (3)	87.61	1.223	17:44:32.615

P6 123 1000 James VINCER		Yamaha YZFR1 - Keam Electrical Services				
IDEAL LAP TIME : 2:04.370		BEST LAP TIME : 2:04.370		DIFFERENCE : 0.000		
LAP	SECTOR 1	SECTOR 2	LAP TIME	MPH	DIFF	TIME OF DAY
1 -		42.185	2:11.922	81.01	7.552	17:36:24.739
2 -	1:24.160	41.853	2:06.013 (3)	84.81	1.643	17:38:30.752
3 -	1:24.042	42.392	2:06.434	84.53	2.064	17:40:37.186
4 -	<b>1:23.098</b>	<b>41.272</b>	<b>2:04.370 (1)</b>	<b>85.93</b>		<b>17:42:41.556</b>
5 -	1:23.373	42.518	2:05.891 (2)	84.89	1.521	17:44:47.447

Weather / Track : Cloudy / Dry

Snetterton 300  
Circuit Length = 2.9689 miles  
Start: 17:34 Flag 17:44 End: 17:46

# BMCRC - MRO Championships 2021 - Rnd 2 @ Snetterton 300

## BMCRC Rookie 600 & 1000

### RACE 16 - SECTOR ANALYSIS



SECTOR 1 = FL to I1, SECTOR 2 = I1 to FL, DIFF = Difference To Personal Best Lap, P = Crossed Finish Line in Pit Lane, D = Time Disallowed

P7 344 1000 Andrew WILLIAMS			Suzuki GSXR1000 - Standard signs			
IDEAL LAP TIME : 2:05.541		BEST LAP TIME : 2:05.636		DIFFERENCE : 0.095		
LAP	SECTOR 1	SECTOR 2	LAP TIME	MPH	DIFF	TIME OF DAY
1 -		42.242	2:10.900	81.65	5.264	17:36:23.717
2 -	1:24.113	<b>41.907</b>	2:06.020 (2)	84.81	0.384	17:38:29.737
3 -	1:24.914	41.959	2:06.873 (3)	84.24	1.237	17:40:36.610
4 -	<b>1:23.634</b>	42.002	<b>2:05.636 (1)</b>	<b>85.07</b>		<b>17:42:42.246</b>
5 -	1:25.543	42.634	2:08.177	83.38	2.541	17:44:50.423

P8 201 1000 Scott WEST			Suzuki GSXR1000 -			
IDEAL LAP TIME : 2:05.048		BEST LAP TIME : 2:05.276		DIFFERENCE : 0.228		
LAP	SECTOR 1	SECTOR 2	LAP TIME	MPH	DIFF	TIME OF DAY
1 -		42.139	2:12.245	80.81	6.969	17:36:25.062
2 -	1:24.221	<b>41.658</b>	2:05.879 (2)	84.90	0.603	17:38:30.941
3 -	1:24.322	42.102	2:06.424 (3)	84.54	1.148	17:40:37.365
4 -	<b>1:23.390</b>	41.886	<b>2:05.276 (1)</b>	<b>85.31</b>		<b>17:42:42.641</b>
5 -	1:25.433	42.556	2:07.989	83.50	2.713	17:44:50.630

P9 86 1000 Frederico LOPES			Yamaha R1 - FLR Procurement Ltd			
IDEAL LAP TIME : 2:07.776		BEST LAP TIME : 2:08.106		DIFFERENCE : 0.330		
LAP	SECTOR 1	SECTOR 2	LAP TIME	MPH	DIFF	TIME OF DAY
1 -		43.714	2:17.861	77.52	9.755	17:36:30.678
2 -	1:26.677	43.105	2:09.782 (3)	82.35	1.676	17:38:40.460
3 -	1:25.942	44.357	2:10.299	82.02	2.193	17:40:50.759
4 -	<b>1:25.244</b>	42.907	2:08.151 (2)	83.40	0.045	17:42:58.910
5 -	1:25.574	<b>42.532</b>	<b>2:08.106 (1)</b>	<b>83.43</b>		<b>17:45:07.016</b>

P10 180 1000 Mark OVEL			Yamaha R1 - I NEED A SPONSOR			
IDEAL LAP TIME : 2:09.130		BEST LAP TIME : 2:09.788		DIFFERENCE : 0.658		
LAP	SECTOR 1	SECTOR 2	LAP TIME	MPH	DIFF	TIME OF DAY
1 -		43.690	2:17.693	77.62	7.905	17:36:30.510
2 -	1:27.139	43.840	2:10.979	81.60	1.191	17:38:41.489
3 -	1:26.543	43.842	2:10.385 (3)	81.97	0.597	17:40:51.874
4 -	1:26.845	<b>43.144</b>	2:09.989 (2)	82.22	0.201	17:43:01.863
5 -	<b>1:25.986</b>	43.802	<b>2:09.788 (1)</b>	<b>82.35</b>		<b>17:45:11.651</b>

P11 175 1000 Arlindo PESTANA			BMW S1000RR - Pep's racing			
IDEAL LAP TIME : 2:08.804		BEST LAP TIME : 2:09.692		DIFFERENCE : 0.888		
LAP	SECTOR 1	SECTOR 2	LAP TIME	MPH	DIFF	TIME OF DAY
1 -		44.747	2:23.862	74.29	14.170	17:36:36.679
2 -	1:28.362	44.180	2:12.542	80.63	2.850	17:38:49.221
3 -	<b>1:25.758</b>	43.934	<b>2:09.692 (1)</b>	<b>82.41</b>		<b>17:40:58.913</b>
4 -	1:26.975	<b>43.046</b>	2:10.021 (3)	82.20	0.329	17:43:08.934
5 -	1:26.647	43.250	2:09.897 (2)	82.28	0.205	17:45:18.831

P12 163 1000 Riccardo BIGUZZI			BMW S1000RR - Jardiner			
IDEAL LAP TIME : 2:10.558		BEST LAP TIME : 2:10.679		DIFFERENCE : 0.121		
LAP	SECTOR 1	SECTOR 2	LAP TIME	MPH	DIFF	TIME OF DAY
1 -		46.276	2:22.576	74.96	11.897	17:36:35.393
2 -	1:29.800	44.709	2:14.509	79.45	3.830	17:38:49.902
3 -	1:27.253	44.348	2:11.601 (3)	81.21	0.922	17:41:01.503
4 -	1:26.728	<b>43.962</b>	2:10.690 (2)	81.78	0.011	17:43:12.193
5 -	<b>1:26.596</b>	44.083	<b>2:10.679 (1)</b>	<b>81.78</b>		<b>17:45:22.872</b>

Weather / Track : Cloudy / Dry

Snetterton 300  
Circuit Length = 2.9689 miles  
Start: 17:34 Flag 17:44 End: 17:46

# BMCRC - MRO Championships 2021 - Rnd 2 @ Snetterton 300

## BMCRC Rookie 600 & 1000

### RACE 16 - SECTOR ANALYSIS



SECTOR 1 = FL to I1, SECTOR 2 = I1 to FL, DIFF = Difference To Personal Best Lap, P = Crossed Finish Line in Pit Lane, D = Time Disallowed

P13 107 1000 Dave WILLIAMSON		Kawasaki ZX10R -				
IDEAL LAP TIME : 2:12.068		BEST LAP TIME : 2:12.375		DIFFERENCE : 0.307		
LAP	SECTOR 1	SECTOR 2	LAP TIME	MPH	DIFF	TIME OF DAY
1 -		45.715	2:22.799	74.84	10.424	17:36:35.616
2 -	1:28.189	44.318	2:12.507 (3)	80.66	0.132	17:38:48.123
3 -	1:28.015	44.835	2:12.850	80.45	0.475	17:41:00.973
4 -	1:28.251	<b>44.158</b>	2:12.409 (2)	80.72	0.034	17:43:13.382
5 -	<b>1:27.910</b>	44.465	<b>2:12.375 (1)</b>	<b>80.74</b>		<b>17:45:25.757</b>

P14 147 1000 Mark SKEVINGTON		Suzuki GSXR 1000 -				
IDEAL LAP TIME : 2:12.180		BEST LAP TIME : 2:12.743		DIFFERENCE : 0.563		
LAP	SECTOR 1	SECTOR 2	LAP TIME	MPH	DIFF	TIME OF DAY
1 -		46.307	2:23.067	74.70	10.324	17:36:35.884
2 -	1:28.901	44.189	2:13.090 (2)	80.30	0.347	17:38:48.974
3 -	1:29.489	<b>43.949</b>	2:13.438 (3)	80.09	0.695	17:41:02.412
4 -	1:29.686	44.475	2:14.161	79.66	1.418	17:43:16.573
5 -	<b>1:28.231</b>	44.512	<b>2:12.743 (1)</b>	<b>80.51</b>		<b>17:45:29.316</b>

P15 999 1000 Jack DWYER		Suzuki GSXR750 SRAD -				
IDEAL LAP TIME : 2:13.838		BEST LAP TIME : 2:13.899		DIFFERENCE : 0.061		
LAP	SECTOR 1	SECTOR 2	LAP TIME	MPH	DIFF	TIME OF DAY
1 -		46.473	2:23.642	74.40	9.743	17:36:36.459
2 -	1:30.372	45.082	2:15.454	78.90	1.555	17:38:51.913
3 -	<b>1:29.260</b>	44.874	2:14.134 (3)	79.68	0.235	17:41:06.047
4 -	1:29.551	<b>44.578</b>	2:14.129 (2)	79.68	0.230	17:43:20.176
5 -	1:29.313	44.586	<b>2:13.899 (1)</b>	<b>79.82</b>		<b>17:45:34.075</b>

P16 82 1000 Paul MORRIS		Suzuki GSXR 1000 - Rpm Performance & Engineering				
IDEAL LAP TIME : 2:15.814		BEST LAP TIME : 2:15.980		DIFFERENCE : 0.166		
LAP	SECTOR 1	SECTOR 2	LAP TIME	MPH	DIFF	TIME OF DAY
1 -		<b>45.275</b>	2:24.103	74.16	8.123	17:36:36.920
2 -	<b>1:30.539</b>	45.441	<b>2:15.980 (1)</b>	<b>78.60</b>		<b>17:38:52.900</b>
3 -	1:31.151	45.738	2:16.889 (3)	78.07	0.909	17:41:09.789
4 -	1:31.974	46.266	2:18.240	77.31	2.260	17:43:28.029
5 -	1:31.023	45.816	2:16.839 (2)	78.10	0.859	17:45:44.868

P17 300 1000 Aaren CARPENTER		Kawasaki ZX10R -				
IDEAL LAP TIME : 2:15.485		BEST LAP TIME : 2:15.485		DIFFERENCE : 0.000		
LAP	SECTOR 1	SECTOR 2	LAP TIME	MPH	DIFF	TIME OF DAY
1 -		45.866	2:25.842	73.28	10.357	17:36:38.659
2 -	1:30.393	45.920	2:16.313 (3)	78.40	0.828	17:38:54.972
3 -	<b>1:30.047</b>	<b>45.438</b>	<b>2:15.485 (1)</b>	<b>78.88</b>		<b>17:41:10.457</b>
4 -	1:32.089	46.833	2:18.922	76.93	3.437	17:43:29.379
5 -	1:30.230	45.679	2:15.909 (2)	78.64	0.424	17:45:45.288

P18 45 1000 Glenn SMITH		Kawasaki ZX10R -				
IDEAL LAP TIME : 2:15.511		BEST LAP TIME : 2:15.901		DIFFERENCE : 0.390		
LAP	SECTOR 1	SECTOR 2	LAP TIME	MPH	DIFF	TIME OF DAY
1 -		46.105	2:26.801	72.80	10.900	17:36:39.618
2 -	1:31.299	<b>45.300</b>	2:16.599 (3)	78.24	0.698	17:38:56.217
3 -	1:30.380	45.521	<b>2:15.901 (1)</b>	<b>78.64</b>		<b>17:41:12.118</b>
4 -	1:30.934	46.861	2:17.795	77.56	1.894	17:43:29.913
5 -	<b>1:30.211</b>	46.285	2:16.496 (2)	78.30	0.595	17:45:46.409

Weather / Track : Cloudy / Dry

Snetterton 300  
Circuit Length = 2.9689 miles  
Start: 17:34 Flag 17:44 End: 17:46

# BMCRC - MRO Championships 2021 - Rnd 2 @ Snetterton 300

## BMCRC Rookie 600 & 1000

### RACE 16 - SECTOR ANALYSIS



SECTOR 1 = FL to I1, SECTOR 2 = I1 to FL, DIFF = Difference To Personal Best Lap, P = Crossed Finish Line in Pit Lane, D = Time Disallowed

P19 212 600 Matt PALLETT			Kawasaki ZX6R - In:timber			
IDEAL LAP TIME : 2:04.203		BEST LAP TIME : 2:04.278		DIFFERENCE : 0.075		
LAP	SECTOR 1	SECTOR 2	LAP TIME	MPH	DIFF	TIME OF DAY
1 -		42.166	3:12.797	55.43	1:08.519	17:37:25.614
2 -	1:23.903	42.216	2:06.119 (3)	84.74	1.841	17:39:31.733
3 -	1:23.952	42.435	2:06.387	84.56	2.109	17:41:38.120
4 -	<b>1:23.026</b>	41.252	<b>2:04.278 (1)</b>	<b>86.00</b>		<b>17:43:42.398</b>
5 -	1:23.288	<b>41.177</b>	2:04.465 (2)	85.87	0.187	17:45:46.863

P20 200 600 Dan BURNHAM			Triumph Daytona 675 - KY JAX RACING / DANIK GROUP			
IDEAL LAP TIME : 2:04.518		BEST LAP TIME : 2:05.333		DIFFERENCE : 0.815		
LAP	SECTOR 1	SECTOR 2	LAP TIME	MPH	DIFF	TIME OF DAY
1 -		42.273	3:10.137	56.21	1:04.804	17:37:22.954
2 -	<b>1:23.255</b>	42.260	2:05.515 (2)	85.15	0.182	17:39:28.469
3 -	1:24.047	42.580	2:06.627	84.40	1.294	17:41:35.096
4 -	1:24.010	42.587	2:06.597 (3)	84.42	1.264	17:43:41.693
5 -	1:24.070	<b>41.263</b>	<b>2:05.333 (1)</b>	<b>85.27</b>		<b>17:45:47.026</b>

P21 501 600 Ashley COID			Kawasaki ZX636R -			
IDEAL LAP TIME : 2:07.052		BEST LAP TIME : 2:07.708		DIFFERENCE : 0.656		
LAP	SECTOR 1	SECTOR 2	LAP TIME	MPH	DIFF	TIME OF DAY
1 -		<b>42.614</b>	3:12.238	55.59	1:04.530	17:37:25.055
2 -	1:25.853	42.920	2:08.773	82.99	1.065	17:39:33.828
3 -	<b>1:24.438</b>	43.270	<b>2:07.708 (1)</b>	<b>83.69</b>		<b>17:41:41.536</b>
4 -	1:25.185	42.951	2:08.136 (2)	83.41	0.428	17:43:49.672
5 -	1:25.159	43.410	2:08.569 (3)	83.13	0.861	17:45:58.241

P22 30 1000 Mariusz SAWICKI			BMW S1000RR - MMS Decorators(uk)ltd			
IDEAL LAP TIME : 2:18.230		BEST LAP TIME : 2:18.677		DIFFERENCE : 0.447		
LAP	SECTOR 1	SECTOR 2	LAP TIME	MPH	DIFF	TIME OF DAY
1 -		<b>46.175</b>	2:27.449	72.48	8.772	17:36:40.266
2 -	1:32.468	46.526	2:18.994 (2)	76.89	0.317	17:38:59.260
3 -	1:32.597	47.226	2:19.823 (3)	76.44	1.146	17:41:19.083
4 -	1:33.346	47.785	2:21.131	75.73	2.454	17:43:40.214
5 -	<b>1:32.055</b>	46.622	<b>2:18.677 (1)</b>	<b>77.07</b>		<b>17:45:58.891</b>

P23 51 600 Ross CLARKE			Kawasaki ZX600RR - Ross clarke Farriery			
IDEAL LAP TIME : 2:06.376		BEST LAP TIME : 2:06.376		DIFFERENCE : 0.000		
LAP	SECTOR 1	SECTOR 2	LAP TIME	MPH	DIFF	TIME OF DAY
1 -		44.328	3:16.065	54.51	1:09.689	17:37:28.882
2 -	1:24.456	43.005	2:07.461 (3)	83.85	1.085	17:39:36.343
3 -	1:24.202	42.955	2:07.157 (2)	84.05	0.781	17:41:43.500
4 -	<b>1:23.838</b>	<b>42.538</b>	<b>2:06.376 (1)</b>	<b>84.57</b>		<b>17:43:49.876</b>
5 -	1:24.318	44.936	2:09.254	82.69	2.878	17:45:59.130

P24 231 600 Craig MOORE			Yamaha R6 - AM Scaffolding			
IDEAL LAP TIME : 2:08.593		BEST LAP TIME : 2:08.593		DIFFERENCE : 0.000		
LAP	SECTOR 1	SECTOR 2	LAP TIME	MPH	DIFF	TIME OF DAY
1 -		45.086	3:16.264	54.45	1:07.671	17:37:29.081
2 -	<b>1:25.160</b>	<b>43.433</b>	<b>2:08.593 (1)</b>	<b>83.11</b>		<b>17:39:37.674</b>
3 -	1:25.282	43.563	2:08.845 (2)	82.95	0.252	17:41:46.519
4 -	1:27.734	44.138	2:11.872	81.04	3.279	17:43:58.391
5 -	1:26.653	43.631	2:10.284 (3)	82.03	1.691	17:46:08.675

Weather / Track : Cloudy / Dry

Snetterton 300  
Circuit Length = 2.9689 miles  
Start: 17:34 Flag 17:44 End: 17:46

# BMCRC - MRO Championships 2021 - Rnd 2 @ Snetterton 300

## BMCRC Rookie 600 & 1000

### RACE 16 - SECTOR ANALYSIS



SECTOR 1 = FL to I1, SECTOR 2 = I1 to FL, DIFF = Difference To Personal Best Lap, P = Crossed Finish Line in Pit Lane, D = Time Disallowed

P25 261 1000		Roberto Di GREGORIO		Ducati 899 PANIGALE -		
IDEAL LAP TIME : 2:15.644		BEST LAP TIME : 2:15.644		DIFFERENCE : 0.000		
LAP	SECTOR 1	SECTOR 2	LAP TIME	MPH	DIFF	TIME OF DAY
1 -		47.597	2:45.806	64.46	30.162	17:36:58.623
2 -	1:32.971	46.630	2:19.601 (3)	76.56	3.957	17:39:18.224
3 -	1:35.486	45.901	2:21.387	75.59	5.743	17:41:39.611
4 -	1:32.371	46.512	2:18.883 (2)	76.95	3.239	17:43:58.494
5 -	<b>1:30.796</b>	<b>44.848</b>	<b>2:15.644 (1)</b>	<b>78.79</b>		<b>17:46:14.138</b>

P26 228 600		Paul McFADDEN		Kawasaki ZX636 -		
IDEAL LAP TIME : 2:12.849		BEST LAP TIME : 2:12.849		DIFFERENCE : 0.000		
LAP	SECTOR 1	SECTOR 2	LAP TIME	MPH	DIFF	TIME OF DAY
1 -		44.360	3:19.093	53.68	1:06.244	17:37:31.910
2 -	<b>1:28.510</b>	<b>44.339</b>	<b>2:12.849 (1)</b>	<b>80.45</b>		<b>17:39:44.759</b>
3 -	1:32.031	45.911	2:17.942	77.48	5.093	17:42:02.701
4 -	1:28.839	44.675	2:13.514 (2)	80.05	0.665	17:44:16.215
5 -	1:29.227	44.459	2:13.686 (3)	79.94	0.837	17:46:29.901

P27 500 1000		Jeremy BARRETT		Honda FIREBLADE -		
IDEAL LAP TIME : 2:25.097		BEST LAP TIME : 2:25.097		DIFFERENCE : 0.000		
LAP	SECTOR 1	SECTOR 2	LAP TIME	MPH	DIFF	TIME OF DAY
1 -		48.561	2:35.562	68.70	10.465	17:36:48.379
2 -	1:38.613	49.283	2:27.896 (3)	72.26	2.799	17:39:16.275
3 -	1:39.033	49.396	2:28.429	72.00	3.332	17:41:44.704
4 -	1:38.073	48.159	2:26.232 (2)	73.08	1.135	17:44:10.936
5 -	<b>1:37.416</b>	<b>47.681</b>	<b>2:25.097 (1)</b>	<b>73.66</b>		<b>17:46:36.033</b>

P28 15 1000		Will LONGDEN		Yamaha R1M -		
IDEAL LAP TIME : 2:27.007		BEST LAP TIME : 2:27.586		DIFFERENCE : 0.579		
LAP	SECTOR 1	SECTOR 2	LAP TIME	MPH	DIFF	TIME OF DAY
1 -		<b>48.969</b>	2:35.048	68.93	7.462	17:36:47.865
2 -	<b>1:38.038</b>	49.548	<b>2:27.586 (1)</b>	<b>72.41</b>		<b>17:39:15.451</b>
3 -	1:38.912	49.770	2:28.682 (2)	71.88	1.096	17:41:44.133
4 -	1:40.393	49.651	2:30.044 (3)	71.23	2.458	17:44:14.177
5 -	1:40.474	50.600	2:31.074	70.74	3.488	17:46:45.251

P29 636 600		Matthew MILLS		Kawasaki ZX6R -		
IDEAL LAP TIME : 2:14.006		BEST LAP TIME : 2:14.006		DIFFERENCE : 0.000		
LAP	SECTOR 1	SECTOR 2	LAP TIME	MPH	DIFF	TIME OF DAY
1 -		45.828	3:24.177	52.34	1:10.171	17:37:36.994
2 -	1:30.023	46.593	2:16.616 (3)	78.23	2.610	17:39:53.610
3 -	1:30.296	45.327	2:15.623 (2)	78.80	1.617	17:42:09.233
4 -	<b>1:28.926</b>	<b>45.080</b>	<b>2:14.006 (1)</b>	<b>79.75</b>		<b>17:44:23.239</b>

P30 98 600		Timothy WALSH		Triumph 675 - T P WALSH PHE		
IDEAL LAP TIME : 2:17.725		BEST LAP TIME : 2:18.607		DIFFERENCE : 0.882		
LAP	SECTOR 1	SECTOR 2	LAP TIME	MPH	DIFF	TIME OF DAY
1 -		<b>46.446</b>	3:25.466	52.01	1:06.859	17:37:38.283
2 -	1:32.180	46.883	2:19.063 (2)	76.85	0.456	17:39:57.346
3 -	<b>1:31.279</b>	47.328	<b>2:18.607 (1)</b>	<b>77.11</b>		<b>17:42:15.953</b>
4 -	1:33.102	46.742	2:19.844 (3)	76.42	1.237	17:44:35.797

Weather / Track : Cloudy / Dry

Snetterton 300  
Circuit Length = 2.9689 miles  
Start: 17:34 Flag 17:44 End: 17:46



# BMCRC - MRO Championships 2021 - Rnd 2 @ Snetterton 300

## BMCRC Rookie 600 & 1000

### RACE 16 - SECTOR ANALYSIS



SECTOR 1 = FL to I1, SECTOR 2 = I1 to FL, DIFF = Difference To Personal Best Lap, P = Crossed Finish Line in Pit Lane, D = Time Disallowed

P31 686 600		Liam SPILLER		Honda CBR 600RR - Liam Spiller		
IDEAL LAP TIME : 2:22.792		BEST LAP TIME : 2:22.792		DIFFERENCE : 0.000		
LAP	SECTOR 1	SECTOR 2	LAP TIME	MPH	DIFF	TIME OF DAY
1 -		48.495	3:29.175	51.09	1:06.383	17:37:41.992
2 -	<b>1:34.384</b>	<b>48.408</b>	<b>2:22.792 (1)</b>	<b>74.85</b>		<b>17:40:04.784</b>
3 -	1:35.836	48.822	2:24.658 (3)	73.88	1.866	17:42:29.442
4 -	1:34.802	<b>48.408</b>	2:23.210 (2)	74.63	0.418	17:44:52.652

P32 62 600		Oliver NUNN		Yamaha R6 - IT UK & STVL		
IDEAL LAP TIME : 2:16.894		BEST LAP TIME : 2:16.894		DIFFERENCE : 0.000		
LAP	SECTOR 1	SECTOR 2	LAP TIME	MPH	DIFF	TIME OF DAY
1 -		47.828	3:41.957	48.15	1:25.063	17:37:54.774
2 -	1:33.288	47.761	2:21.049 (2)	75.77	4.155	17:40:15.823
3 -	1:33.946	47.945	2:21.891 (3)	75.32	4.997	17:42:37.714
4 -	<b>1:30.911</b>	<b>45.983</b>	<b>2:16.894 (1)</b>	<b>78.07</b>		<b>17:44:54.608</b>

P33 76 600		Paul BOXALL		Yamaha R6 - WG Tyres		
IDEAL LAP TIME : 2:20.173		BEST LAP TIME : 2:20.472		DIFFERENCE : 0.299		
LAP	SECTOR 1	SECTOR 2	LAP TIME	MPH	DIFF	TIME OF DAY
1 -		<b>47.279</b>	3:29.542	51.00	1:09.070	17:37:42.359
2 -	<b>1:32.894</b>	47.578	<b>2:20.472 (1)</b>	<b>76.08</b>		<b>17:40:02.831</b>
3 -	1:33.884	47.566	2:21.450 (2)	75.56	0.978	17:42:24.281
4 -	1:48.616	49.471	2:38.087 (3)	67.60	17.615	17:45:02.368

P34 174 600		Adam DOCKSEY		Kawasaki ZX-6 -		
IDEAL LAP TIME : 2:22.494		BEST LAP TIME : 2:22.494		DIFFERENCE : 0.000		
LAP	SECTOR 1	SECTOR 2	LAP TIME	MPH	DIFF	TIME OF DAY
1 -		49.814	3:38.078	49.01	1:15.584	17:37:50.895
2 -	1:36.126	48.440	2:24.566 (2)	73.93	2.072	17:40:15.461
3 -	1:37.403	48.300	2:25.703 (3)	73.35	3.209	17:42:41.164
4 -	<b>1:34.975</b>	<b>47.519</b>	<b>2:22.494 (1)</b>	<b>75.00</b>		<b>17:45:03.658</b>

P35 456 600		Jake MOLONEY		Yamaha R6 -		
IDEAL LAP TIME : 2:25.951		BEST LAP TIME : 2:26.004		DIFFERENCE : 0.053		
LAP	SECTOR 1	SECTOR 2	LAP TIME	MPH	DIFF	TIME OF DAY
1 -		49.015	3:32.404	50.31	1:06.400	17:37:45.221
2 -	1:37.395	49.097	2:26.492 (3)	72.96	0.488	17:40:11.713
3 -	1:37.054	<b>48.965</b>	2:26.019 (2)	73.19	0.015	17:42:37.732
4 -	<b>1:36.986</b>	49.018	<b>2:26.004 (1)</b>	<b>73.20</b>		<b>17:45:03.736</b>

P36 25 600		Killian O'DRISCOLL-HADJI		Suzuki GSXR 600 -		
IDEAL LAP TIME : 2:26.004		BEST LAP TIME : 2:26.506		DIFFERENCE : 0.502		
LAP	SECTOR 1	SECTOR 2	LAP TIME	MPH	DIFF	TIME OF DAY
1 -		48.933	3:33.776	49.99	1:07.270	17:37:46.593
2 -	1:37.806	<b>48.835</b>	2:26.641 (2)	72.88	0.135	17:40:13.234
3 -	<b>1:37.169</b>	49.337	<b>2:26.506 (1)</b>	<b>72.95</b>		<b>17:42:39.740</b>
4 -	1:37.406	49.507	2:26.913 (3)	72.75	0.407	17:45:06.653

P37 63 600		Robert BUSH		Suzuki GSXR 600 - Legacy Racing		
IDEAL LAP TIME : 2:45.670		BEST LAP TIME : 2:46.514		DIFFERENCE : 0.844		
LAP	SECTOR 1	SECTOR 2	LAP TIME	MPH	DIFF	TIME OF DAY
1 -		57.476	3:55.065	45.46	1:08.551	17:38:07.882
2 -	1:51.167	<b>55.733</b>	2:46.900 (2)	64.03	0.386	17:40:54.782
3 -	1:50.357	56.157	<b>2:46.514 (1)</b>	<b>64.18</b>		<b>17:43:41.296</b>
4 -	<b>1:49.937</b>	57.184	2:47.121 (3)	63.95	0.607	17:46:28.417

Weather / Track : Cloudy / Dry

Snetterton 300  
Circuit Length = 2.9689 miles  
Start: 17:34 Flag 17:44 End: 17:46

# BMCRC - MRO Championships 2021 - Rnd 2 @ Snetterton 300

## BMCRC Rookie 600 & 1000

### RACE 16 - BEST SECTORS

SECTOR 1				SECTOR 2			IDEAL / BEST COMPARISON					
POS	NO	NAME	TIME	NO	NAME	TIME	POS	NO	NAME	IDEAL	BEST	DIFF
									<b>PERFECT LAP</b>	<b>1:59.639</b>		
1	100	HUNTER	1:19.742	100	HUNTER	39.897	1	100	HUNTER	1:59.639	1:59.639	0.000
2	508	McFADDEN	1:20.117	53	McGLYNN	40.078	2	53	McGLYNN	2:00.293	2:00.293	0.000
3	53	McGLYNN	1:20.215	508	McFADDEN	40.592	3	508	McFADDEN	2:00.709	2:00.771	0.062
4	110	CLARKE	1:20.317	19	GRANT	40.778	4	110	CLARKE	2:01.300	2:01.300	0.000
5	19	GRANT	1:20.677	110	CLARKE	40.983	5	19	GRANT	2:01.455	2:01.703	0.248
6	212	PALLET	1:23.026	212	PALLET	41.177	6	212	PALLET	2:04.203	2:04.278	0.075
7	123	VINCER	1:23.098	200	BURNHAM	41.263	7	123	VINCER	2:04.370	2:04.370	0.000
8	200	BURNHAM	1:23.255	123	VINCER	41.272	8	200	BURNHAM	2:04.518	2:05.333	0.815
9	201	WEST	1:23.390	201	WEST	41.658	9	201	WEST	2:05.048	2:05.276	0.228
10	344	WILLIAMS	1:23.634	344	WILLIAMS	41.907	10	344	WILLIAMS	2:05.541	2:05.636	0.095
11	51	CLARKE	1:23.838	86	LOPES	42.532	11	51	CLARKE	2:06.376	2:06.376	0.000
12	501	COID	1:24.438	51	CLARKE	42.538	12	501	COID	2:07.052	2:07.708	0.656
13	231	MOORE	1:25.160	501	COID	42.614	13	86	LOPES	2:07.776	2:08.106	0.330
14	86	LOPES	1:25.244	175	PESTANA	43.046	14	231	MOORE	2:08.593	2:08.593	0.000
15	175	PESTANA	1:25.758	180	OVEL	43.144	15	175	PESTANA	2:08.804	2:09.692	0.888
16	180	OVEL	1:25.986	231	MOORE	43.433	16	180	OVEL	2:09.130	2:09.788	0.658
17	163	BIGUZZI	1:26.596	147	SKEVINGTON	43.949	17	163	BIGUZZI	2:10.558	2:10.679	0.121
18	107	WILLIAMSON	1:27.910	163	BIGUZZI	43.962	18	107	WILLIAMSON	2:12.068	2:12.375	0.307
19	147	SKEVINGTON	1:28.231	107	WILLIAMSON	44.158	19	147	SKEVINGTON	2:12.180	2:12.743	0.563
20	228	McFADDEN	1:28.510	228	McFADDEN	44.339	20	228	McFADDEN	2:12.849	2:12.849	0.000
21	636	MILLS	1:28.926	999	DWYER	44.578	21	999	DWYER	2:13.838	2:13.899	0.061
22	999	DWYER	1:29.260	261	GREGORIO	44.848	22	636	MILLS	2:14.006	2:14.006	0.000
23	300	CARPENTER	1:30.047	636	MILLS	45.080	23	300	CARPENTER	2:15.485	2:15.485	0.000
24	45	SMITH	1:30.211	82	MORRIS	45.275	24	45	SMITH	2:15.511	2:15.901	0.390
25	82	MORRIS	1:30.539	45	SMITH	45.300	25	261	GREGORIO	2:15.644	2:15.644	0.000
26	261	GREGORIO	1:30.796	300	CARPENTER	45.438	26	82	MORRIS	2:15.814	2:15.980	0.166
27	62	NUNN	1:30.911	62	NUNN	45.983	27	62	NUNN	2:16.894	2:16.894	0.000
28	98	WALSH	1:31.279	30	SAWICKI	46.175	28	98	WALSH	2:17.725	2:18.607	0.882
29	30	SAWICKI	1:32.055	98	WALSH	46.446	29	30	SAWICKI	2:18.230	2:18.677	0.447
30	76	BOXALL	1:32.894	76	BOXALL	47.279	30	76	BOXALL	2:20.173	2:20.472	0.299
31	686	SPILLER	1:34.384	174	DOCKSEY	47.519	31	174	DOCKSEY	2:22.494	2:22.494	0.000
32	174	DOCKSEY	1:34.975	500	BARRETT	47.681	32	686	SPILLER	2:22.792	2:22.792	0.000
33	456	MOLONEY	1:36.986	686	SPILLER	48.408	33	500	BARRETT	2:25.097	2:25.097	0.000
34	25	O'DRISCOLL-HADJI	1:37.169	25	O'DRISCOLL-HADJI	48.835	34	456	MOLONEY	2:25.951	2:26.004	0.053
35	500	BARRETT	1:37.416	456	MOLONEY	48.965	35	25	O'DRISCOLL-HADJI	2:26.004	2:26.506	0.502
36	15	LONGDEN	1:38.038	15	LONGDEN	48.969	36	15	LONGDEN	2:27.007	2:27.586	0.579
37	63	BUSH	1:49.937	63	BUSH	55.733	37	63	BUSH	2:45.670	2:46.514	0.844

Weather / Track : Cloudy / Dry

Results can be found at [www.tsl-timing.com](http://www.tsl-timing.com)

Snetterton 300  
Circuit Length = 2.9689 miles  
Start: 17:34 Flag 17:44 End: 17:46

Printed - 17:47 Saturday, 29 May 2021

# BMCRC - MRO Championships 2021 - Rnd 2 @ Snetterton 300

## BMCRC Rookie 600 & 1000

### RACE 16 - STATISTICS

**Competitors Started** 37  
**Planned Start** 2021-05-29 @ 17:00:00.000  
**Actual Start** 2021-05-29 @ 17:34:12.816  
**Finish Time** 2021-05-29 @ 17:44:22.535  
**Track Length** 2.9689mi.  
**Total Laps** 176  
**Total Distance Covered** 522.5284mi.

#### Session Fastest Lap History

NO	CL	NAME	LAP TIME	TIME OF DAY	LAP	VEHICLE
53	1000	Seamus McGLYNN	2:05.184	17:36:18.015	1	Yamaha R1
53	1000	Seamus McGLYNN	2:00.971	17:38:18.985	2	Yamaha R1
100	1000	Antony HUNTER	2:00.459	17:38:20.417	2	Kawasaki ZX10
53	1000	Seamus McGLYNN	2:00.293	17:40:19.279	3	Yamaha R1
100	1000	Antony HUNTER	1:59.639	17:40:20.056	3	Kawasaki ZX10

#### Session Leader History

NO	CL	NAME	FROM LAP	LAPS LED	DISTANCE	VEHICLE
53	1000	Seamus McGLYNN	1	3	8.90 miles	Yamaha R1
100	1000	Antony HUNTER	4	1	2.96 miles	Kawasaki ZX10
53	1000	Seamus McGLYNN	5	1	2.96 miles	Yamaha R1

#### Flag History

TYPE	TIME OF DAY
GREEN	17:34:12.816
FINISH	17:44:22.535

#### Flag Statistics

TYPE	COUNT	TOTAL LAPS	TOTAL TIME
Green	1	5	12:39.089
Red	0	0	0.000
Safety Car	0	0	0.000
FCY	0	0	0.000

Weather / Track : Cloudy / Dry

# BMCRC - MRO Championships 2021 - Rnd 2 @ Snetterton 300

## BMCRC Rookie 600 & 1000

### RACE 16 - STATISTICS

CLASS : 1000

22 Starters

#### Fastest Lap History

NO	NAME	LAP TIME	TIME OF DAY	LAP	VEHICLE
53	Seamus McGLYNN	2:05.184	17:36:18.015	1	Yamaha R1
53	Seamus McGLYNN	2:00.971	17:38:18.985	2	Yamaha R1
100	Antony HUNTER	2:00.459	17:38:20.417	2	Kawasaki ZX10
53	Seamus McGLYNN	2:00.293	17:40:19.279	3	Yamaha R1
100	Antony HUNTER	1:59.639	17:40:20.056	3	Kawasaki ZX10

#### Leader History

NO	NAME	FROM LAP	LAPS LED	DISTANCE	VEHICLE
53	Seamus McGLYNN	1	3	8.90 miles	Yamaha R1
100	Antony HUNTER	4	1	2.96 miles	Kawasaki ZX10
53	Seamus McGLYNN	5	1	2.96 miles	Yamaha R1

# BMCRC - MRO Championships 2021 - Rnd 2 @ Snetterton 300

## BMCRC Rookie 600 & 1000

### RACE 16 - STATISTICS

**CLASS : 600**

15 Starters

#### Fastest Lap History

NO	NAME	LAP TIME	TIME OF DAY	LAP	VEHICLE
200	Dan BURNHAM	<b>3:10.137</b>	17:37:22.962	1	Triumph Daytona 675
200	Dan BURNHAM	<b>2:05.515</b>	17:39:28.475	2	Triumph Daytona 675
212	Matt PALLETT	<b>2:04.278</b>	17:43:42.415	4	Kawasaki ZX6R

#### Leader History

NO	NAME	FROM LAP	LAPS LED	DISTANCE	VEHICLE
200	Dan BURNHAM	1	4	11.87 miles	Triumph Daytona 675
212	Matt PALLETT	5	1	2.96 miles	Kawasaki ZX6R

# BMCRC - MRO Championships 2021 - Rnd 2 @ Snetterton 300

## BMCRC Rookie 600 & 1000

### RACE 6 - GRID (7 Laps)



CONTRACTORS LTD

ROW 15	45		44	<b>80</b> Stephen LANE	43	<b>42</b> Kai EVANS
ROW 14	42	<b>63</b> 2:46.514 Robert BUSH	41	<b>25</b> 2:26.506 Killian O'DRISCOLL-HADJI	40	<b>456</b> 2:26.004 Jake MOLONEY
ROW 13	39	<b>686</b> 2:22.792 Liam SPILLER	38	<b>174</b> 2:22.494 Adam DOCKSEY	37	<b>76</b> 2:20.472 Paul BOXALL
ROW 12	36	<b>98</b> 2:18.607 Timothy WALSH	35	<b>62</b> 2:16.894 Oliver NUNN	34	<b>636</b> 2:14.006 Matthew MILLS
ROW 11	33	<b>228</b> 2:12.849 Paul McFADDEN	32	<b>231</b> 2:08.593 Craig MOORE	31	<b>501</b> 2:07.708 Ashley COID
ROW 10	30	<b>51</b> 2:06.376 Ross CLARKE	29	<b>200</b> 2:05.333 Dan BURNHAM	28	<b>212</b> 2:04.278 Matt PALLETT
ROW 9	27		26		25	
ROW 8	24		23	<b>888</b> Paul FAGG	22	<b>15</b> 2:27.586 Will LONGDEN
ROW 7	21	<b>500</b> 2:25.097 Jeremy BARRETT	20	<b>30</b> 2:18.677 Mariusz SAWICKI	19	<b>82</b> 2:15.980 Paul MORRIS
ROW 6	18	<b>45</b> 2:15.901 Glenn SMITH	17	<b>261</b> 2:15.644 Roberto Di GREGORIO	16	<b>300</b> 2:15.485 Aaren CARPENTER
ROW 5	15	<b>999</b> 2:13.899 Jack DWYER	14	<b>147</b> 2:12.743 Mark SKEVINGTON	13	<b>107</b> 2:12.375 Dave WILLIAMSON
ROW 4	12	<b>163</b> 2:10.679 Riccardo BIGUZZI	11	<b>180</b> 2:09.788 Mark OVEL	10	<b>175</b> 2:09.692 Arlindo PESTANA
ROW 3	9	<b>86</b> 2:08.106 Frederico LOPES	8	<b>344</b> 2:05.636 Andrew WILLIAMS	7	<b>201</b> 2:05.276 Scott WEST
ROW 2	6	<b>123</b> 2:04.370 James VINCER	5	<b>19</b> 2:01.703 Lee GRANT	4	<b>110</b> 2:01.300 Michael CLARKE
ROW 1	3	<b>508</b> 2:00.771 Daniel McFADDEN	2	<b>53</b> 2:00.293 Seamus McGLYNN	1	<b>100</b> 1:59.639 Antony HUNTER

**Pole**

Snetterton 300

Circuit Length = 2.9689 miles

These results are provisional until the conclusion of any judicial and technical matters.

Clerk Of Course :	Stewards :	Timekeeper : Craig Smith
-------------------	------------	--------------------------

Results can be found at [www.tsl-timing.com](http://www.tsl-timing.com)

Printed - 17:49 Saturday, 29 May 2021



# BMCRC - MRO Championships 2021 - Rnd 2 @ Snetterton 300

## BMCRC Rookie 600 & 1000

### RACE 6 - CLASSIFICATION



CONTRACTORS LTD

POS	NO	CL	PIC NAME	ENTRY	LAPS	TIME	GAP	DIFF	MPH	BEST	ON
1	53	1000	1 Seamus McGLYNN	Yamaha R1 -	7	13:55.595			89.53	1:58.073	7
2	100	1000	2 Antony HUNTER	Kawasaki ZX10 - Uncletoms motoring centre	7	13:56.242	0.647	0.647	89.46	1:58.025	3
3	110	1000	3 Michael CLARKE	Yamaha R1 - BIKEBASE.ltd	7	14:19.124	23.529	22.882	87.08	2:00.833	2
4	344	1000	4 Andrew WILLIAMS	Suzuki GSXR1000 - Standard signs	7	14:35.757	40.162	16.633	85.43	2:03.197	2
5	19	1000	5 Lee GRANT	Yamaha R1M - Grant carpentry and construction ltd	7	14:35.935	40.340	0.178	85.41	2:03.555	2
6	123	1000	6 James VINCER	Yamaha YZFR1 - Keam Electrical Services	7	14:36.151	40.556	0.216	85.39	2:02.995	7
7	201	1000	7 Scott WEST	Suzuki GSXR1000 -	7	14:49.131	53.536	12.980	84.14	2:04.998	4
8	86	1000	8 Frederico LOPES	Yamaha R1 - FLR Procurement Ltd	7	14:55.428	59.833	6.297	83.55	2:05.481	7
9	163	1000	9 Riccardo BIGUZZI	BMW S1000RR - Jardiner	7	15:05.152	1:09.557	9.724	82.65	2:06.439	6
10	175	1000	10 Arlindo PESTANA	BMW S1000RR - Pep's racing	7	15:09.569	1:13.974	4.417	82.25	2:06.654	5
11	200	600	1 Dan BURNHAM	Triumph Daytona 675 - KY JAX RACING / DANIK GI	7	15:24.903	1:29.308	15.334	80.89	2:02.208	7
12	212	600	2 Matt PALLET	Kawasaki ZX6R - In:timber	7	15:30.083	1:34.488	5.180	80.44	2:03.305	2
13	107	1000	11 Dave WILLIAMSON	Kawasaki ZX10R -	7	15:36.442	1:40.847	6.359	79.89	2:12.100	2
14	147	1000	12 Mark SKEVINGTON	Suzuki GSXR 1000 -	7	15:38.743	1:43.148	2.301	79.69	2:10.738	2
15	999	1000	13 Jack DWYER	Suzuki GSXR750 SRAD -	7	15:40.768	1:45.173	2.025	79.52	2:10.496	7
16	300	1000	14 Aaren CARPENTER	Kawasaki ZX10R -	7	15:41.020	1:45.425	0.252	79.50	2:12.125	7
17	501	600	3 Ashley COID	Kawasaki ZX636R -	7	15:44.268	1:48.673	3.248	79.23	2:05.285	2
18	51	600	4 Ross CLARKE	Kawasaki ZX600RR - Ross clarke Farriery	7	15:46.091	1:50.496	1.823	79.07	2:05.442	7
19	82	1000	15 Paul MORRIS	Suzuki GSXR 1000 - Rpm Performance & Engineerir	7	15:53.630	1:58.035	7.539	78.45	2:11.283	7
20	231	600	5 Craig MOORE	Yamaha R6 - AM Scaffolding	7	15:55.965	2:00.370	2.335	78.26	2:06.882	3
21	261	1000	16 Roberto Di GREGORIO	Ducati 899 PANIGALE -	7	15:56.876	2:01.281	0.911	78.18	2:13.176	5
22	45	1000	17 Glenn SMITH	Kawasaki ZX10R -	7	16:06.461	2:10.866	9.585	77.41	2:15.506	4
23	228	600	6 Paul McFADDEN	Kawasaki ZX636 -	6	14:06.913	1 Lap	1 Lap	75.72	2:10.014	2
24	30	1000	18 Mariusz SAWICKI	BMW S1000RR - MMS Decorators(uk)ltd	6	14:07.971	1 Lap	1.058	75.62	2:18.804	5
25	636	600	7 Matthew MILLS	Kawasaki ZX6R -	6	14:10.442	1 Lap	2.471	75.40	2:10.242	6
26	62	600	8 Oliver NUNN	Yamaha R6 - IT UK & STVL	6	14:36.399	1 Lap	25.957	73.17	2:12.567	5
27	500	1000	19 Jeremy BARRETT	Honda FIREBLADE -	6	14:40.141	1 Lap	3.742	72.86	2:23.580	5
28	15	1000	20 Will LONGDEN	Yamaha R1M -	6	14:46.267	1 Lap	6.126	72.35	2:22.954	3
29	76	600	9 Paul BOXALL	Yamaha R6 - WG Tyres	6	14:46.733	1 Lap	0.466	72.31	2:17.215	6
30	686	600	10 Liam SPILLER	Honda CBR 600RR - Liam Spiller	6	14:51.063	1 Lap	4.330	71.96	2:17.320	5
31	174	600	11 Adam DOCKSEY	Kawasaki ZX-6 -	6	15:24.808	1 Lap	33.745	69.34	2:20.464	6
32	456	600	12 Jake MOLONEY	Yamaha R6 -	6	15:25.730	1 Lap	0.922	69.27	2:21.692	6
33	25	600	13 Killian O'DRISCOLL-HADJI	Suzuki GSXR 600 -	6	15:37.771	1 Lap	12.041	68.38	2:25.146	2
34	42	600	14 Kai EVANS	Suzuki GSXR 600 - CBS Ltd Construction and Engin	6	16:17.573	1 Lap	39.802	65.59	2:31.985	4
35	63	600	15 Robert BUSH	Suzuki GSXR 600 - Legacy Racing	5	14:41.936	2 Laps	1 Lap	60.59	2:42.451	5

#### NOT CLASSIFIED

DNF	180	1000	Mark OVEL	Yamaha R1 - I NEED A SPONSOR	5	11:04.220	2 Laps		80.45	2:10.812	2
DNF	98	600	Timothy WALSH	Triumph 675 - T P WALSH PHE	1	3:14.395	6 Laps	4 Laps	54.98	3:14.395	1

#### FASTEST LAP

100	1000	Antony HUNTER	Kawasaki ZX10 - Uncletoms motoring centre	3	1:58.025	90.55 mph	145.73 kph
200	600	Dan BURNHAM	Triumph Daytona 675 - KY JAX RACING / DANIK GI	7	2:02.208	87.45 mph	140.75 kph

Class 1000 - 92.5% of Race Speed = 82.81 mph

Class 600 - 92.5% of Race Speed = 74.82 mph

Weather / Track : Sunny / Dry

These results are provisional until the conclusion of any judicial and technical matters.

Snetterton 300: 2.9689 miles

Race Distance: 7 Laps / 20.78 miles

Start: 11:32 Flag 11:46 End: 11:48

Clerk Of Course :	Stewards :	Timekeeper : Craig Smith
-------------------	------------	--------------------------

Results can be found at [www.tsl-timing.com](http://www.tsl-timing.com)

Printed - 11:48 Sunday, 30 May 2021



# BMCRC - MRO Championships 2021 - Rnd 2 @ Snetterton 300

## BMCRC Rookie 600 & 1000

### RACE 6 - LAP CHART

**LAP 1 @ 11:34:17.514**

NO	BEHIND	LAP TIME
53		2:04.430
100	0.789	2:05.219
110	2.365	2:06.795
19	4.231	2:08.661
344	4.650	2:09.080
123	7.457	2:11.887
86	8.760	2:13.190
201	8.933	2:13.363
180	11.912	2:16.342
163	13.012	2:17.442
147	14.482	2:18.912
175	14.920	2:19.350
107	15.311	2:19.741
999	15.476	2:19.906
300	17.443	2:21.873
82	19.645	2:24.075
261	21.953	2:26.383
45	22.405	2:26.835
30	23.188	2:27.618
15	30.448	2:34.878
500	31.084	2:35.514
200	58.873	3:03.303
212	1:00.015	3:04.445
501	1:01.028	3:05.458
51	1:04.698	3:09.128
231	1:05.160	3:09.590
228	1:06.240	3:10.670
636	1:07.701	3:12.131
98	1:09.965	3:14.395
76	1:13.128	3:17.558
686	1:15.296	3:19.726
62	1:16.511	3:20.941
25	1:20.674	3:25.104
456	1:22.237	3:26.667
174	1:24.531	3:28.961
42	1:31.179	3:35.609
63	1:42.897	3:47.327

**LAP 2 @ 11:36:15.660**

NO	BEHIND	LAP TIME
53		1:58.146
100	1.346	1:58.703
110	5.052	2:00.833
19	9.640	2:03.555
344	9.701	2:03.197
123	14.144	2:04.833
201	16.384	2:05.597
86	17.366	2:06.752
163	24.255	2:09.389
180	24.578	2:10.812
175	24.972	2:08.198
147	27.074	2:10.738
107	29.265	2:12.100
999	30.622	2:13.292
300	31.803	2:12.506
82	38.637	2:17.138
261	39.386	2:15.579
45	41.028	2:16.769
30	44.920	2:19.878
15	56.315	2:24.013
500	58.536	2:25.598
200	1:04.624	2:03.897

212	1:05.174	2:03.305
501	1:08.167	2:05.285
51	1:13.580	2:07.028
231	1:14.169	2:07.155
228	1:18.108	2:10.014
636	1:21.633	2:12.078
76	1:33.662	2:18.680
686	1:36.506	2:19.356
62	1:36.741	2:18.376
25	1:47.674	2:25.146
456	1:50.764	2:26.673
174	1:52.434	2:26.049

**LAP 3 @ 11:38:14.187**

NO	BEHIND	LAP TIME
53		1:58.527
100	0.844	1:58.025
42	1 Lap	2:32.921
110	7.518	2:00.993
344	15.539	2:04.365
19	15.846	2:04.733
123	20.482	2:04.865
201	22.897	2:05.040
86	27.006	2:08.167
63	1 Lap	2:43.803
163	34.412	2:08.684
175	35.050	2:08.605
180	37.424	2:11.373
147	41.245	2:12.698
107	43.635	2:12.897
300	45.790	2:12.514
999	47.173	2:15.078
82	56.063	2:15.953
261	56.846	2:15.987
45	58.972	2:16.471
30	1:08.333	2:21.940
200	1:10.196	2:04.099
212	1:10.877	2:04.230
501	1:15.941	2:06.301
15	1:20.742	2:22.954
51	1:21.504	2:06.451
231	1:22.524	2:06.882
500	1:25.517	2:25.508
228	1:29.942	2:10.361
636	1:35.031	2:11.925
76	1:53.230	2:18.095
62	1:54.950	2:16.736
686	1:56.916	2:18.937

**LAP 4 @ 11:40:12.712**

NO	BEHIND	LAP TIME
53		1:58.525
100	0.778	1:58.459
110	12.023	2:03.030
25	1 Lap	2:26.202
456	1 Lap	2:23.732
174	1 Lap	2:23.274
344	20.733	2:03.719
19	21.116	2:03.795
123	26.620	2:04.663
201	29.370	2:04.998
86	35.479	2:06.998
42	1 Lap	2:32.495
163	43.818	2:07.931

175	43.953	2:07.428
180	52.627	2:13.728
147	55.211	2:12.491
107	58.130	2:13.020
300	1:01.801	2:14.536
999	1:03.854	2:15.206
82	1:14.081	2:16.543
200	1:15.100	2:03.429
261	1:15.428	2:17.107
63	1 Lap	2:44.149
212	1:15.746	2:03.394
45	1:15.953	2:15.506
501	1:23.129	2:05.713
51	1:28.825	2:05.846
30	1:30.366	2:20.558
231	1:31.083	2:07.084
228	1:44.690	2:13.273
636	1:48.993	2:12.487
15	1:49.023	2:26.806
500	1:51.398	2:24.406

**LAP 5 @ 11:42:12.309**

NO	BEHIND	LAP TIME
53		1:59.597
100	0.515	1:59.334
62	1 Lap	2:13.935
76	1 Lap	2:17.963
110	14.099	2:01.673
686	1 Lap	2:17.747
344	25.822	2:04.686
19	26.297	2:04.778
123	30.890	2:03.867
201	36.024	2:06.251
456	1 Lap	2:24.183
86	42.811	2:06.929
25	1 Lap	2:26.160
174	1 Lap	2:24.962
175	51.010	2:06.654
163	52.680	2:08.459
180	1:04.995	2:11.965
147	1:07.778	2:12.164
107	1:10.799	2:12.266
42	1 Lap	2:31.985
300	1:15.745	2:13.541
999	1:18.091	2:13.834
212	1:19.620	2:03.471
200	1:19.848	2:04.345
82	1:28.169	2:13.685
261	1:29.007	2:13.176
501	1:31.050	2:07.518
45	1:32.239	2:15.883
51	1:35.121	2:05.893
231	1:40.162	2:08.676
30	1:49.573	2:18.804
228	1:56.150	2:11.057

**LAP 6 @ 11:44:10.606**

NO	BEHIND	LAP TIME
53		1:58.297
100	0.611	1:58.393
63	2 Laps	2:44.206
636	1 Lap	2:11.579
500	1 Lap	2:23.580
110	18.596	2:02.794

15	1 Lap	2:28.104
62	1 Lap	2:12.567
344	30.994	2:03.469
19	31.587	2:03.587
76	1 Lap	2:17.222
686	1 Lap	2:17.320
123	35.634	2:03.041
201	43.227	2:05.500
86	52.425	2:07.911
163	1:00.822	2:06.439
175	1:02.629	2:09.916
456	1 Lap	2:22.783
174	1 Lap	2:21.098
25	1 Lap	2:27.038
147	1:21.887	2:12.406
200	1:25.173	2:03.622
212	1:25.340	2:04.017
107	1:25.422	2:12.920
300	1:31.373	2:13.925
999	1:32.750	2:12.956
501	1:39.419	2:06.666
51	1:43.127	2:06.303
82	1:44.825	2:14.953
261	1:45.998	2:15.288
42	1 Lap	2:32.006
231	1:49.781	2:07.916
45	1:50.842	2:16.900

**LAP 7 @ 11:46:08.679**

NO	BEHIND	LAP TIME
53		1:58.073
100	0.647	1:58.109
228	1 Lap	2:11.538
30	1 Lap	2:19.173
636	1 Lap	2:10.242
110	23.529	2:03.006
344	40.162	2:07.241
19	40.340	2:06.826
123	40.556	2:02.995
62	1 Lap	2:13.844
500	1 Lap	2:25.535
63	2 Laps	2:42.451
15	1 Lap	2:29.512
76	1 Lap	2:17.215
201	53.536	2:08.382
686	1 Lap	2:17.977
86	59.833	2:05.481
163	1:09.557	2:06.808
175	1:13.974	2:09.418
174	1 Lap	2:20.464
200	1:29.308	2:02.208
456	1 Lap	2:21.692
212	1:34.488	2:07.221
107	1:40.847	2:13.498
25	1 Lap	2:28.121
147	1:43.148	2:19.334
999	1:45.173	2:10.496
300	1:45.425	2:12.125
501	1:48.673	2:07.327
51	1:50.496	2:05.442
82	1:58.035	2:11.283
231	2:00.370	2:08.662
261	2:01.281	2:13.356
45	2:10.866	2:18.097
42	1 Lap	2:32.557

Weather / Track : Sunny / Dry

Snetterton 300

Circuit Length = 2.9689 miles

Start: 11:32 Flag 11:46 End: 11:48

Results can be found at [www.tsl-timing.com](http://www.tsl-timing.com)

Printed - 11:48 Sunday, 30 May 2021



# BMCRC - MRO Championships 2021 - Rnd 2 @ Snetterton 300

## BMCRC Rookie 600 & 1000

### RACE 6 - SECTOR ANALYSIS



SECTOR 1 = FL to I1, SECTOR 2 = I1 to FL, DIFF = Difference To Personal Best Lap, P = Crossed Finish Line in Pit Lane, D = Time Disallowed

P1 53 1000 Seamus McGLYNN		Yamaha R1 -				
IDEAL LAP TIME : 1:57.119		BEST LAP TIME : 1:58.073		DIFFERENCE : 0.954		
LAP	SECTOR 1	SECTOR 2	LAP TIME	MPH	DIFF	TIME OF DAY
1 -		39.557	2:04.430	85.89	6.357	11:34:17.514
2 -	<b>1:18.163</b>	39.983	1:58.146 (2)	90.46	0.073	11:36:15.660
3 -	1:18.514	40.013	1:58.527	90.17	0.454	11:38:14.187
4 -	1:18.625	39.900	1:58.525	90.17	0.452	11:40:12.712
5 -	1:20.216	39.381	1:59.597	89.36	1.524	11:42:12.309
6 -	1:18.812	39.485	1:58.297 (3)	90.34	0.224	11:44:10.606
7 -	1:19.117	<b>38.956</b>	<b>1:58.073 (1)</b>	<b>90.52</b>		<b>11:46:08.679</b>

P2 100 1000 Antony HUNTER		Kawasaki ZX10 - Uncletoms motoring centre				
IDEAL LAP TIME : 1:57.423		BEST LAP TIME : 1:58.025		DIFFERENCE : 0.602		
LAP	SECTOR 1	SECTOR 2	LAP TIME	MPH	DIFF	TIME OF DAY
1 -		39.658	2:05.219	85.35	7.194	11:34:18.303
2 -	1:19.021	39.682	1:58.703	90.04	0.678	11:36:17.006
3 -	1:18.340	39.685	<b>1:58.025 (1)</b>	<b>90.55</b>		<b>11:38:15.031</b>
4 -	1:18.675	39.784	1:58.459	90.22	0.434	11:40:13.490
5 -	1:19.594	39.740	1:59.334	89.56	1.309	11:42:12.824
6 -	<b>1:18.326</b>	40.067	1:58.393 (3)	90.27	0.368	11:44:11.217
7 -	1:19.012	<b>39.097</b>	1:58.109 (2)	90.49	0.084	11:46:09.326

P3 110 1000 Michael CLARKE		Yamaha R1 - BIKEBASE.ltd				
IDEAL LAP TIME : 2:00.833		BEST LAP TIME : 2:00.833		DIFFERENCE : 0.000		
LAP	SECTOR 1	SECTOR 2	LAP TIME	MPH	DIFF	TIME OF DAY
1 -		40.456	2:06.795	84.29	5.962	11:34:19.879
2 -	<b>1:20.410</b>	<b>40.423</b>	<b>2:00.833 (1)</b>	<b>88.45</b>		<b>11:36:20.712</b>
3 -	1:20.439	40.554	2:00.993 (2)	88.33	0.160	11:38:21.705
4 -	1:20.671	42.359	2:03.030	86.87	2.197	11:40:24.735
5 -	1:20.555	41.118	2:01.673 (3)	87.84	0.840	11:42:26.408
6 -	1:21.341	41.453	2:02.794	87.04	1.961	11:44:29.202
7 -	1:22.120	40.886	2:03.006	86.89	2.173	11:46:32.208

P4 344 1000 Andrew WILLIAMS		Suzuki GSXR1000 - Standard signs				
IDEAL LAP TIME : 2:02.707		BEST LAP TIME : 2:03.197		DIFFERENCE : 0.490		
LAP	SECTOR 1	SECTOR 2	LAP TIME	MPH	DIFF	TIME OF DAY
1 -		<b>40.764</b>	2:09.080	82.80	5.883	11:34:22.164
2 -	1:22.102	41.095	<b>2:03.197 (1)</b>	<b>86.75</b>		<b>11:36:25.361</b>
3 -	1:22.542	41.823	2:04.365	85.94	1.168	11:38:29.726
4 -	1:21.962	41.757	2:03.719 (3)	86.38	0.522	11:40:33.445
5 -	1:23.545	41.141	2:04.686	85.71	1.489	11:42:38.131
6 -	<b>1:21.943</b>	41.526	2:03.469 (2)	86.56	0.272	11:44:41.600
7 -	1:23.373	43.868	2:07.241	83.99	4.044	11:46:48.841

P5 19 1000 Lee GRANT		Yamaha R1M - Grant carpentry and construction ltd				
IDEAL LAP TIME : 2:02.825		BEST LAP TIME : 2:03.555		DIFFERENCE : 0.730		
LAP	SECTOR 1	SECTOR 2	LAP TIME	MPH	DIFF	TIME OF DAY
1 -		<b>41.091</b>	2:08.661	83.07	5.106	11:34:21.745
2 -	<b>1:21.734</b>	41.821	<b>2:03.555 (1)</b>	<b>86.50</b>		<b>11:36:25.300</b>
3 -	1:23.142	41.591	2:04.733	85.68	1.178	11:38:30.033
4 -	1:22.276	41.519	2:03.795 (3)	86.33	0.240	11:40:33.828
5 -	1:23.467	41.311	2:04.778	85.65	1.223	11:42:38.606
6 -	1:21.770	41.817	2:03.587 (2)	86.48	0.032	11:44:42.193
7 -	1:23.302	43.524	2:06.826	84.27	3.271	11:46:49.019

Weather / Track : Sunny / Dry

Snetterton 300

Circuit Length = 2.9689 miles

Start: 11:32 Flag 11:46 End: 11:48

# BMCRC - MRO Championships 2021 - Rnd 2 @ Snetterton 300

## BMCRC Rookie 600 & 1000

### RACE 6 - SECTOR ANALYSIS



SECTOR 1 = FL to I1, SECTOR 2 = I1 to FL, DIFF = Difference To Personal Best Lap, P = Crossed Finish Line in Pit Lane, D = Time Disallowed

<b>P6 123 1000 James VINCER</b>			Yamaha YZFR1 - Keam Electrical Services			
IDEAL LAP TIME : 2:02.202		BEST LAP TIME : 2:02.995	DIFFERENCE : 0.793			
LAP	SECTOR 1	SECTOR 2	LAP TIME	MPH	DIFF	TIME OF DAY
1 -		41.804	2:11.887	81.03	8.892	11:34:24.971
2 -	1:22.862	41.971	2:04.833	85.61	1.838	11:36:29.804
3 -	1:22.417	42.448	2:04.865	85.59	1.870	11:38:34.669
4 -	1:22.602	42.061	2:04.663	85.73	1.668	11:40:39.332
5 -	1:22.319	41.548	2:03.867 (3)	86.28	0.872	11:42:43.199
6 -	1:21.641	<b>41.400</b>	2:03.041 (2)	86.86	0.046	11:44:46.240
7 -	<b>1:20.802</b>	42.193	<b>2:02.995 (1)</b>	<b>86.89</b>		<b>11:46:49.235</b>

<b>P7 201 1000 Scott WEST</b>			Suzuki GSXR1000 -			
IDEAL LAP TIME : 2:04.519		BEST LAP TIME : 2:04.998	DIFFERENCE : 0.479			
LAP	SECTOR 1	SECTOR 2	LAP TIME	MPH	DIFF	TIME OF DAY
1 -		42.162	2:13.363	80.14	8.365	11:34:26.447
2 -	1:23.841	<b>41.756</b>	2:05.597	85.09	0.599	11:36:32.044
3 -	<b>1:22.763</b>	42.277	2:05.040 (2)	85.47	0.042	11:38:37.084
4 -	1:23.065	41.933	<b>2:04.998 (1)</b>	<b>85.50</b>		<b>11:40:42.082</b>
5 -	1:23.754	42.497	2:06.251	84.65	1.253	11:42:48.333
6 -	1:23.338	42.162	2:05.500 (3)	85.16	0.502	11:44:53.833
7 -	1:24.816	43.566	2:08.382	83.25	3.384	11:47:02.215

<b>P8 86 1000 Frederico LOPES</b>			Yamaha R1 - FLR Procurement Ltd			
IDEAL LAP TIME : 2:05.481		BEST LAP TIME : 2:05.481	DIFFERENCE : 0.000			
LAP	SECTOR 1	SECTOR 2	LAP TIME	MPH	DIFF	TIME OF DAY
1 -		42.435	2:13.190	80.24	7.709	11:34:26.274
2 -	1:24.373	42.379	2:06.752 (2)	84.32	1.271	11:36:33.026
3 -	1:24.836	43.331	2:08.167	83.39	2.686	11:38:41.193
4 -	1:24.438	42.560	2:06.998	84.15	1.517	11:40:48.191
5 -	1:24.355	42.574	2:06.929 (3)	84.20	1.448	11:42:55.120
6 -	1:25.750	42.161	2:07.911	83.55	2.430	11:45:03.031
7 -	<b>1:23.582</b>	<b>41.899</b>	<b>2:05.481 (1)</b>	<b>85.17</b>		<b>11:47:08.512</b>

<b>P9 163 1000 Riccardo BIGUZZI</b>			BMW S1000RR - Jardiner			
IDEAL LAP TIME : 2:06.208		BEST LAP TIME : 2:06.439	DIFFERENCE : 0.231			
LAP	SECTOR 1	SECTOR 2	LAP TIME	MPH	DIFF	TIME OF DAY
1 -		43.635	2:17.442	77.76	11.003	11:34:30.526
2 -	1:25.494	43.895	2:09.389	82.60	2.950	11:36:39.915
3 -	1:25.534	43.150	2:08.684	83.05	2.245	11:38:48.599
4 -	1:24.679	43.252	2:07.931 (3)	83.54	1.492	11:40:56.530
5 -	1:25.413	43.046	2:08.459	83.20	2.020	11:43:04.989
6 -	<b>1:23.752</b>	42.687	<b>2:06.439 (1)</b>	<b>84.53</b>		<b>11:45:11.428</b>
7 -	1:24.352	<b>42.456</b>	2:06.808 (2)	84.28	0.369	11:47:18.236

<b>P10 175 1000 Arlindo PESTANA</b>			BMW S1000RR - Pep's racing			
IDEAL LAP TIME : 2:06.654		BEST LAP TIME : 2:06.654	DIFFERENCE : 0.000			
LAP	SECTOR 1	SECTOR 2	LAP TIME	MPH	DIFF	TIME OF DAY
1 -		44.208	2:19.350	76.69	12.696	11:34:32.434
2 -	1:24.833	43.365	2:08.198 (3)	83.37	1.544	11:36:40.632
3 -	1:25.623	42.982	2:08.605	83.10	1.951	11:38:49.237
4 -	1:24.790	42.638	2:07.428 (2)	83.87	0.774	11:40:56.665
5 -	<b>1:24.018</b>	<b>42.636</b>	<b>2:06.654 (1)</b>	<b>84.38</b>		<b>11:43:03.319</b>
6 -	1:25.971	43.945	2:09.916	82.26	3.262	11:45:13.235
7 -	1:25.844	43.574	2:09.418	82.58	2.764	11:47:22.653

Weather / Track : Sunny / Dry

Snetterton 300  
Circuit Length = 2.9689 miles  
Start: 11:32 Flag 11:46 End: 11:48

# BMCRC - MRO Championships 2021 - Rnd 2 @ Snetterton 300

## BMCRC Rookie 600 & 1000

### RACE 6 - SECTOR ANALYSIS



SECTOR 1 = FL to I1, SECTOR 2 = I1 to FL, DIFF = Difference To Personal Best Lap, P = Crossed Finish Line in Pit Lane, D = Time Disallowed

P11 200 600 Dan BURNHAM			Triumph Daytona 675 - KY JAX RACING / DANIK GROUP			
IDEAL LAP TIME : 2:02.208		BEST LAP TIME : 2:02.208		DIFFERENCE : 0.000		
LAP	SECTOR 1	SECTOR 2	LAP TIME	MPH	DIFF	TIME OF DAY
1 -		41.915	3:03.303	58.30	1:01.095	11:35:16.387
2 -	1:22.560	41.337	2:03.897	86.26	1.689	11:37:20.284
3 -	1:22.023	42.076	2:04.099	86.12	1.891	11:39:24.383
4 -	1:21.699	41.730	2:03.429 (2)	86.59	1.221	11:41:27.812
5 -	1:23.158	41.187	2:04.345	85.95	2.137	11:43:32.157
6 -	1:22.003	41.619	2:03.622 (3)	86.45	1.414	11:45:35.779
7 -	<b>1:21.264</b>	<b>40.944</b>	<b>2:02.208 (1)</b>	<b>87.45</b>		<b>11:47:37.987</b>

P12 212 600 Matt PALLETT			Kawasaki ZX6R - In:timber			
IDEAL LAP TIME : 2:02.699		BEST LAP TIME : 2:03.305		DIFFERENCE : 0.606		
LAP	SECTOR 1	SECTOR 2	LAP TIME	MPH	DIFF	TIME OF DAY
1 -		41.846	3:04.445	57.94	1:01.140	11:35:17.529
2 -	1:21.879	41.426	<b>2:03.305 (1)</b>	<b>86.68</b>		<b>11:37:20.834</b>
3 -	1:23.248	40.982	2:04.230	86.03	0.925	11:39:25.064
4 -	1:21.950	41.444	2:03.394 (2)	86.61	0.089	11:41:28.458
5 -	1:22.458	41.013	2:03.471 (3)	86.56	0.166	11:43:31.929
6 -	<b>1:21.814</b>	42.203	2:04.017	86.18	0.712	11:45:35.946
7 -	1:26.336	<b>40.885</b>	2:07.221	84.01	3.916	11:47:43.167

P13 107 1000 Dave WILLIAMSON			Kawasaki ZX10R -			
IDEAL LAP TIME : 2:10.831		BEST LAP TIME : 2:12.100		DIFFERENCE : 1.269		
LAP	SECTOR 1	SECTOR 2	LAP TIME	MPH	DIFF	TIME OF DAY
1 -		44.242	2:19.741	76.48	7.641	11:34:32.825
2 -	1:28.308	<b>43.792</b>	<b>2:12.100 (1)</b>	<b>80.90</b>		<b>11:36:44.925</b>
3 -	1:28.090	44.807	2:12.897 (3)	80.42	0.797	11:38:57.822
4 -	1:27.880	45.140	2:13.020	80.34	0.920	11:41:10.842
5 -	<b>1:27.039</b>	45.227	2:12.266 (2)	80.80	0.166	11:43:23.108
6 -	1:27.656	45.264	2:12.920	80.40	0.820	11:45:36.028
7 -	1:28.235	45.263	2:13.498	80.06	1.398	11:47:49.526

P14 147 1000 Mark SKEVINGTON			Suzuki GSXR 1000 -			
IDEAL LAP TIME : 2:10.571		BEST LAP TIME : 2:10.738		DIFFERENCE : 0.167		
LAP	SECTOR 1	SECTOR 2	LAP TIME	MPH	DIFF	TIME OF DAY
1 -		44.010	2:18.912	76.94	8.174	11:34:31.996
2 -	<b>1:26.952</b>	43.786	<b>2:10.738 (1)</b>	<b>81.75</b>		<b>11:36:42.734</b>
3 -	1:28.914	43.784	2:12.698	80.54	1.960	11:38:55.432
4 -	1:28.872	<b>43.619</b>	2:12.491	80.67	1.753	11:41:07.923
5 -	1:27.339	44.825	2:12.164 (2)	80.86	1.426	11:43:20.087
6 -	1:28.368	44.038	2:12.406 (3)	80.72	1.668	11:45:32.493
7 -	1:27.934	51.400	2:19.334	76.70	8.596	11:47:51.827

P15 999 1000 Jack DWYER			Suzuki GSXR750 SRAD -			
IDEAL LAP TIME : 2:10.496		BEST LAP TIME : 2:10.496		DIFFERENCE : 0.000		
LAP	SECTOR 1	SECTOR 2	LAP TIME	MPH	DIFF	TIME OF DAY
1 -		45.712	2:19.906	76.39	9.410	11:34:32.990
2 -	1:28.560	44.732	2:13.292 (3)	80.18	2.796	11:36:46.282
3 -	1:29.676	45.402	2:15.078	79.12	4.582	11:39:01.360
4 -	1:30.272	44.934	2:15.206	79.05	4.710	11:41:16.566
5 -	1:29.313	44.521	2:13.834	79.86	3.338	11:43:30.400
6 -	1:28.841	44.115	2:12.956 (2)	80.38	2.460	11:45:43.356
7 -	<b>1:26.918</b>	<b>43.578</b>	<b>2:10.496 (1)</b>	<b>81.90</b>		<b>11:47:53.852</b>

Weather / Track : Sunny / Dry

Snetterton 300  
Circuit Length = 2.9689 miles  
Start: 11:32 Flag 11:46 End: 11:48

# BMCRC - MRO Championships 2021 - Rnd 2 @ Snetterton 300

## BMCRC Rookie 600 & 1000

### RACE 6 - SECTOR ANALYSIS



SECTOR 1 = FL to I1, SECTOR 2 = I1 to FL, DIFF = Difference To Personal Best Lap, P = Crossed Finish Line in Pit Lane, D = Time Disallowed

P16 300 1000		Aaren CARPENTER		Kawasaki ZX10R -		
IDEAL LAP TIME : 2:11.789		BEST LAP TIME : 2:12.125		DIFFERENCE : 0.336		
LAP	SECTOR 1	SECTOR 2	LAP TIME	MPH	DIFF	TIME OF DAY
1 -		45.211	2:21.873	75.33	9.748	11:34:34.957
2 -	<b>1:27.533</b>	44.973	2:12.506 (2)	80.66	0.381	11:36:47.463
3 -	1:27.683	44.831	2:12.514 (3)	80.65	0.389	11:38:59.977
4 -	1:29.070	45.466	2:14.536	79.44	2.411	11:41:14.513
5 -	1:28.384	45.157	2:13.541	80.03	1.416	11:43:28.054
6 -	1:28.862	45.063	2:13.925	79.80	1.800	11:45:41.979
7 -	1:27.869	<b>44.256</b>	<b>2:12.125 (1)</b>	<b>80.89</b>		<b>11:47:54.104</b>

P17 501 600		Ashley COID		Kawasaki ZX636R -		
IDEAL LAP TIME : 2:04.953		BEST LAP TIME : 2:05.285		DIFFERENCE : 0.332		
LAP	SECTOR 1	SECTOR 2	LAP TIME	MPH	DIFF	TIME OF DAY
1 -		42.496	3:05.458	57.63	1:00.173	11:35:18.542
2 -	1:23.437	<b>41.848</b>	<b>2:05.285 (1)</b>	<b>85.31</b>		<b>11:37:23.827</b>
3 -	1:23.772	42.529	2:06.301 (3)	84.62	1.016	11:39:30.128
4 -	1:23.858	41.855	2:05.713 (2)	85.01	0.428	11:41:35.841
5 -	1:23.241	44.277	2:07.518	83.81	2.233	11:43:43.359
6 -	1:23.591	43.075	2:06.666	84.38	1.381	11:45:50.025
7 -	<b>1:23.105</b>	44.222	2:07.327	83.94	2.042	11:47:57.352

P18 51 600		Ross CLARKE		Kawasaki ZX600RR - Ross clarke Farriery		
IDEAL LAP TIME : 2:04.746		BEST LAP TIME : 2:05.442		DIFFERENCE : 0.696		
LAP	SECTOR 1	SECTOR 2	LAP TIME	MPH	DIFF	TIME OF DAY
1 -		43.513	3:09.128	56.51	1:03.686	11:35:22.212
2 -	1:24.324	42.704	2:07.028	84.13	1.586	11:37:29.240
3 -	1:23.660	42.791	2:06.451	84.52	1.009	11:39:35.691
4 -	1:23.719	42.127	2:05.846 (2)	84.92	0.404	11:41:41.537
5 -	1:23.818	<b>42.075</b>	2:05.893 (3)	84.89	0.451	11:43:47.430
6 -	1:23.365	42.938	2:06.303	84.62	0.861	11:45:53.733
7 -	<b>1:22.671</b>	42.771	<b>2:05.442 (1)</b>	<b>85.20</b>		<b>11:47:59.175</b>

P19 82 1000		Paul MORRIS		Suzuki GSXR 1000 - Rpm Performance & Engineering		
IDEAL LAP TIME : 2:11.283		BEST LAP TIME : 2:11.283		DIFFERENCE : 0.000		
LAP	SECTOR 1	SECTOR 2	LAP TIME	MPH	DIFF	TIME OF DAY
1 -		45.391	2:24.075	74.18	12.792	11:34:37.159
2 -	1:30.709	46.429	2:17.138	77.93	5.855	11:36:54.297
3 -	1:30.026	45.927	2:15.953	78.61	4.670	11:39:10.250
4 -	1:29.668	46.875	2:16.543	78.27	5.260	11:41:26.793
5 -	1:28.723	44.962	2:13.685 (2)	79.94	2.402	11:43:40.478
6 -	1:28.854	46.099	2:14.953 (3)	79.19	3.670	11:45:55.431
7 -	<b>1:27.176</b>	<b>44.107</b>	<b>2:11.283 (1)</b>	<b>81.41</b>		<b>11:48:06.714</b>

P20 231 600		Craig MOORE		Yamaha R6 - AM Scaffolding		
IDEAL LAP TIME : 2:06.290		BEST LAP TIME : 2:06.882		DIFFERENCE : 0.592		
LAP	SECTOR 1	SECTOR 2	LAP TIME	MPH	DIFF	TIME OF DAY
1 -		43.763	3:09.590	56.37	1:02.708	11:35:22.674
2 -	1:24.329	42.826	2:07.155 (3)	84.05	0.273	11:37:29.829
3 -	<b>1:23.584</b>	43.298	<b>2:06.882 (1)</b>	<b>84.23</b>		<b>11:39:36.711</b>
4 -	1:24.349	42.735	2:07.084 (2)	84.10	0.202	11:41:43.795
5 -	1:25.970	<b>42.706</b>	2:08.676	83.06	1.794	11:43:52.471
6 -	1:24.801	43.115	2:07.916	83.55	1.034	11:46:00.387
7 -	1:25.311	43.351	2:08.662	83.07	1.780	11:48:09.049

Weather / Track : Sunny / Dry

Snetterton 300  
Circuit Length = 2.9689 miles  
Start: 11:32 Flag 11:46 End: 11:48

# BMCRC - MRO Championships 2021 - Rnd 2 @ Snetterton 300

## BMCRC Rookie 600 & 1000

### RACE 6 - SECTOR ANALYSIS



SECTOR 1 = FL to I1, SECTOR 2 = I1 to FL, DIFF = Difference To Personal Best Lap, P = Crossed Finish Line in Pit Lane, D = Time Disallowed

P21 261 1000 Roberto Di GREGORIO		Ducati 899 PANIGALE -				
IDEAL LAP TIME : 2:12.649		BEST LAP TIME : 2:13.176		DIFFERENCE : 0.527		
LAP	SECTOR 1	SECTOR 2	LAP TIME	MPH	DIFF	TIME OF DAY
1 -		45.712	2:26.383	73.01	13.207	11:34:39.467
2 -	1:30.519	45.060	2:15.579	78.83	2.403	11:36:55.046
3 -	1:30.144	45.843	2:15.987	78.59	2.811	11:39:11.033
4 -	1:29.703	47.404	2:17.107	77.95	3.931	11:41:28.140
5 -	<b>1:28.228</b>	44.948	<b>2:13.176 (1)</b>	<b>80.25</b>		<b>11:43:41.316</b>
6 -	1:29.880	45.408	2:15.288 (3)	79.00	2.112	11:45:56.604
7 -	1:28.935	<b>44.421</b>	2:13.356 (2)	80.14	0.180	11:48:09.960

P22 45 1000 Glenn SMITH		Kawasaki ZX10R -				
IDEAL LAP TIME : 2:15.360		BEST LAP TIME : 2:15.506		DIFFERENCE : 0.146		
LAP	SECTOR 1	SECTOR 2	LAP TIME	MPH	DIFF	TIME OF DAY
1 -		47.237	2:26.835	72.78	11.329	11:34:39.919
2 -	1:31.058	45.711	2:16.769	78.14	1.263	11:36:56.688
3 -	1:31.028	<b>45.443</b>	2:16.471 (3)	78.31	0.965	11:39:13.159
4 -	<b>1:29.917</b>	45.589	<b>2:15.506 (1)</b>	<b>78.87</b>		<b>11:41:28.665</b>
5 -	1:30.018	45.865	2:15.883 (2)	78.65	0.377	11:43:44.548
6 -	1:31.373	45.527	2:16.900	78.07	1.394	11:46:01.448
7 -	1:31.887	46.210	2:18.097	77.39	2.591	11:48:19.545

P23 228 600 Paul McFADDEN		Kawasaki ZX636 -				
IDEAL LAP TIME : 2:09.753		BEST LAP TIME : 2:10.014		DIFFERENCE : 0.261		
LAP	SECTOR 1	SECTOR 2	LAP TIME	MPH	DIFF	TIME OF DAY
1 -		<b>43.247</b>	3:10.670	56.05	1:00.656	11:35:23.754
2 -	<b>1:26.506</b>	43.508	<b>2:10.014 (1)</b>	<b>82.20</b>		<b>11:37:33.768</b>
3 -	1:26.724	43.637	2:10.361 (2)	81.98	0.347	11:39:44.129
4 -	1:28.340	44.933	2:13.273	80.19	3.259	11:41:57.402
5 -	1:26.933	44.124	2:11.057 (3)	81.55	1.043	11:44:08.459
6 -	1:27.021	44.517	2:11.538	81.25	1.524	11:46:19.997

P24 30 1000 Mariusz SAWICKI		BMW S1000RR - MMS Decorators(uk)ltd				
IDEAL LAP TIME : 2:18.089		BEST LAP TIME : 2:18.804		DIFFERENCE : 0.715		
LAP	SECTOR 1	SECTOR 2	LAP TIME	MPH	DIFF	TIME OF DAY
1 -		<b>45.791</b>	2:27.618	72.40	8.814	11:34:40.702
2 -	1:32.702	47.176	2:19.878 (3)	76.41	1.074	11:37:00.580
3 -	1:34.570	47.370	2:21.940	75.29	3.136	11:39:22.520
4 -	1:33.311	47.247	2:20.558	76.04	1.754	11:41:43.078
5 -	<b>1:32.298</b>	46.506	<b>2:18.804 (1)</b>	<b>77.00</b>		<b>11:44:01.882</b>
6 -	1:32.574	46.599	2:19.173 (2)	76.79	0.369	11:46:21.055

P25 636 600 Matthew MILLS		Kawasaki ZX6R -				
IDEAL LAP TIME : 2:10.242		BEST LAP TIME : 2:10.242		DIFFERENCE : 0.000		
LAP	SECTOR 1	SECTOR 2	LAP TIME	MPH	DIFF	TIME OF DAY
1 -		43.926	3:12.131	55.62	1:01.889	11:35:25.215
2 -	1:27.543	44.535	2:12.078	80.92	1.836	11:37:37.293
3 -	1:27.671	44.254	2:11.925 (3)	81.01	1.683	11:39:49.218
4 -	1:27.323	45.164	2:12.487	80.67	2.245	11:42:01.705
5 -	1:27.299	44.280	2:11.579 (2)	81.22	1.337	11:44:13.284
6 -	<b>1:26.866</b>	<b>43.376</b>	<b>2:10.242 (1)</b>	<b>82.06</b>		<b>11:46:23.526</b>

Weather / Track : Sunny / Dry

Snetterton 300  
 Circuit Length = 2.9689 miles  
 Start: 11:32 Flag 11:46 End: 11:48

# BMCRC - MRO Championships 2021 - Rnd 2 @ Snetterton 300

## BMCRC Rookie 600 & 1000

### RACE 6 - SECTOR ANALYSIS



SECTOR 1 = FL to I1, SECTOR 2 = I1 to FL, DIFF = Difference To Personal Best Lap, P = Crossed Finish Line in Pit Lane, D = Time Disallowed

P26 62 600		Oliver NUNN		Yamaha R6 - IT UK & STVL		
IDEAL LAP TIME : 2:12.290		BEST LAP TIME : 2:12.567		DIFFERENCE : 0.277		
LAP	SECTOR 1	SECTOR 2	LAP TIME	MPH	DIFF	TIME OF DAY
1 -		46.864	3:20.941	53.19	1:08.374	11:35:34.025
2 -	1:32.264	46.112	2:18.376	77.23	5.809	11:37:52.401
3 -	1:31.650	45.086	2:16.736	78.16	4.169	11:40:09.137
4 -	1:29.553	<b>44.382</b>	2:13.935 (3)	79.80	1.368	11:42:23.072
5 -	<b>1:27.908</b>	44.659	<b>2:12.567 (1)</b>	<b>80.62</b>		<b>11:44:35.639</b>
6 -	1:28.205	45.639	2:13.844 (2)	79.85	1.277	11:46:49.483

P27 500 1000		Jeremy BARRETT		Honda FIREBLADE -		
IDEAL LAP TIME : 2:22.939		BEST LAP TIME : 2:23.580		DIFFERENCE : 0.641		
LAP	SECTOR 1	SECTOR 2	LAP TIME	MPH	DIFF	TIME OF DAY
1 -		48.541	2:35.514	68.72	11.934	11:34:48.598
2 -	1:36.698	48.900	2:25.598	73.40	2.018	11:37:14.196
3 -	1:36.965	48.543	2:25.508 (3)	73.45	1.928	11:39:39.704
4 -	1:36.096	48.310	2:24.406 (2)	74.01	0.826	11:42:04.110
5 -	1:35.989	<b>47.591</b>	<b>2:23.580 (1)</b>	<b>74.43</b>		<b>11:44:27.690</b>
6 -	<b>1:35.348</b>	50.187	2:25.535	73.43	1.955	11:46:53.225

P28 15 1000		Will LONGDEN		Yamaha R1M -		
IDEAL LAP TIME : 2:22.884		BEST LAP TIME : 2:22.954		DIFFERENCE : 0.070		
LAP	SECTOR 1	SECTOR 2	LAP TIME	MPH	DIFF	TIME OF DAY
1 -		48.669	2:34.878	69.00	11.924	11:34:47.962
2 -	1:35.743	<b>48.270</b>	2:24.013 (2)	74.21	1.059	11:37:11.975
3 -	<b>1:34.614</b>	48.340	<b>2:22.954 (1)</b>	<b>74.76</b>		<b>11:39:34.929</b>
4 -	1:37.008	49.798	2:26.806 (3)	72.80	3.852	11:42:01.735
5 -	1:39.360	48.744	2:28.104	72.16	5.150	11:44:29.839
6 -	1:39.846	49.666	2:29.512	71.48	6.558	11:46:59.351

P29 76 600		Paul BOXALL		Yamaha R6 - WG Tyres		
IDEAL LAP TIME : 2:16.697		BEST LAP TIME : 2:17.215		DIFFERENCE : 0.518		
LAP	SECTOR 1	SECTOR 2	LAP TIME	MPH	DIFF	TIME OF DAY
1 -		46.167	3:17.558	54.10	1:00.343	11:35:30.642
2 -	1:32.185	46.495	2:18.680	77.07	1.465	11:37:49.322
3 -	1:31.740	46.355	2:18.095	77.39	0.880	11:40:07.417
4 -	1:31.796	46.167	2:17.963 (3)	77.47	0.748	11:42:25.380
5 -	1:31.147	<b>46.075</b>	2:17.222 (2)	77.88	0.007	11:44:42.602
6 -	<b>1:30.622</b>	46.593	<b>2:17.215 (1)</b>	<b>77.89</b>		<b>11:46:59.817</b>

P30 686 600		Liam SPILLER		Honda CBR 600RR - Liam Spiller		
IDEAL LAP TIME : 2:17.320		BEST LAP TIME : 2:17.320		DIFFERENCE : 0.000		
LAP	SECTOR 1	SECTOR 2	LAP TIME	MPH	DIFF	TIME OF DAY
1 -		46.826	3:19.726	53.51	1:02.406	11:35:32.810
2 -	1:32.532	46.824	2:19.356	76.69	2.036	11:37:52.166
3 -	1:32.075	46.862	2:18.937	76.92	1.617	11:40:11.103
4 -	1:31.486	46.261	2:17.747 (2)	77.59	0.427	11:42:28.850
5 -	<b>1:31.062</b>	<b>46.258</b>	<b>2:17.320 (1)</b>	<b>77.83</b>		<b>11:44:46.170</b>
6 -	1:31.179	46.798	2:17.977 (3)	77.46	0.657	11:47:04.147

Weather / Track : Sunny / Dry

Snetterton 300  
Circuit Length = 2.9689 miles  
Start: 11:32 Flag 11:46 End: 11:48

# BMCRC - MRO Championships 2021 - Rnd 2 @ Snetterton 300

## BMCRC Rookie 600 & 1000

### RACE 6 - SECTOR ANALYSIS



SECTOR 1 = FL to I1, SECTOR 2 = I1 to FL, DIFF = Difference To Personal Best Lap, P = Crossed Finish Line in Pit Lane, D = Time Disallowed

P31 174 600 Adam DOCKSEY		Kawasaki ZX-6 -				
IDEAL LAP TIME : 2:20.464		BEST LAP TIME : 2:20.464		DIFFERENCE : 0.000		
LAP	SECTOR 1	SECTOR 2	LAP TIME	MPH	DIFF	TIME OF DAY
1 -		48.934	3:28.961	51.14	1:08.497	11:35:42.045
2 -	1:36.529	49.520	2:26.049	73.18	5.585	11:38:08.094
3 -	1:34.188	49.086	2:23.274 (3)	74.59	2.810	11:40:31.368
4 -	1:36.471	48.491	2:24.962	73.73	4.498	11:42:56.330
5 -	1:33.032	48.066	2:21.098 (2)	75.74	0.634	11:45:17.428
6 -	<b>1:32.626</b>	<b>47.838</b>	<b>2:20.464 (1)</b>	<b>76.09</b>		<b>11:47:37.892</b>

P32 456 600 Jake MOLONEY		Yamaha R6 -				
IDEAL LAP TIME : 2:21.237		BEST LAP TIME : 2:21.692		DIFFERENCE : 0.455		
LAP	SECTOR 1	SECTOR 2	LAP TIME	MPH	DIFF	TIME OF DAY
1 -		48.881	3:26.667	51.71	1:04.975	11:35:39.751
2 -	1:37.082	49.591	2:26.673	72.87	4.981	11:38:06.424
3 -	1:35.228	48.504	2:23.732 (3)	74.36	2.040	11:40:30.156
4 -	1:36.627	<b>47.556</b>	2:24.183	74.12	2.491	11:42:54.339
5 -	1:34.153	48.630	2:22.783 (2)	74.85	1.091	11:45:17.122
6 -	<b>1:33.681</b>	48.011	<b>2:21.692 (1)</b>	<b>75.43</b>		<b>11:47:38.814</b>

P33 25 600 Killian O'DRISCOLL-HADJI		Suzuki GSXR 600 -				
IDEAL LAP TIME : 2:24.646		BEST LAP TIME : 2:25.146		DIFFERENCE : 0.500		
LAP	SECTOR 1	SECTOR 2	LAP TIME	MPH	DIFF	TIME OF DAY
1 -		<b>48.601</b>	3:25.104	52.11	59.958	11:35:38.188
2 -	<b>1:36.045</b>	49.101	<b>2:25.146 (1)</b>	<b>73.63</b>		<b>11:38:03.334</b>
3 -	1:36.544	49.658	2:26.202 (3)	73.10	1.056	11:40:29.536
4 -	1:37.281	48.879	2:26.160 (2)	73.12	1.014	11:42:55.696
5 -	1:36.849	50.189	2:27.038	72.68	1.892	11:45:22.734
6 -	1:37.814	50.307	2:28.121	72.15	2.975	11:47:50.855

P34 42 600 Kai EVANS		Suzuki GSXR 600 - CBS Ltd Construction and Engineering				
IDEAL LAP TIME : 2:31.535		BEST LAP TIME : 2:31.985		DIFFERENCE : 0.450		
LAP	SECTOR 1	SECTOR 2	LAP TIME	MPH	DIFF	TIME OF DAY
1 -		52.016	3:35.609	49.57	1:03.624	11:35:48.693
2 -	1:40.966	51.955	2:32.921	69.89	0.936	11:38:21.614
3 -	1:40.373	52.122	2:32.495 (3)	70.08	0.510	11:40:54.109
4 -	1:40.363	<b>51.622</b>	<b>2:31.985 (1)</b>	<b>70.32</b>		<b>11:43:26.094</b>
5 -	<b>1:39.913</b>	52.093	2:32.006 (2)	70.31	0.021	11:45:58.100
6 -	1:40.238	52.319	2:32.557	70.05	0.572	11:48:30.657

P35 63 600 Robert BUSH		Suzuki GSXR 600 - Legacy Racing				
IDEAL LAP TIME : 2:42.375		BEST LAP TIME : 2:42.451		DIFFERENCE : 0.076		
LAP	SECTOR 1	SECTOR 2	LAP TIME	MPH	DIFF	TIME OF DAY
1 -		56.339	3:47.327	47.01	1:04.876	11:36:00.411
2 -	1:48.646	55.157	2:43.803 (2)	65.24	1.352	11:38:44.214
3 -	1:48.414	55.735	2:44.149 (3)	65.11	1.698	11:41:28.363
4 -	<b>1:47.829</b>	56.377	2:44.206	65.08	1.755	11:44:12.569
5 -	1:47.905	<b>54.546</b>	<b>2:42.451 (1)</b>	<b>65.79</b>		<b>11:46:55.020</b>

P36 180 1000 Mark OVEL		Yamaha R1 - I NEED A SPONSOR				
IDEAL LAP TIME : 2:09.564		BEST LAP TIME : 2:10.812		DIFFERENCE : 1.248		
LAP	SECTOR 1	SECTOR 2	LAP TIME	MPH	DIFF	TIME OF DAY
1 -		<b>43.047</b>	2:16.342	78.39	5.530	11:34:29.426
2 -	<b>1:26.517</b>	44.295	<b>2:10.812 (1)</b>	<b>81.70</b>		<b>11:36:40.238</b>
3 -	1:27.377	43.996	2:11.373 (2)	81.35	0.561	11:38:51.611
4 -	1:28.588	45.140	2:13.728	79.92	2.916	11:41:05.339
5 -	1:27.901	44.064	2:11.965 (3)	80.99	1.153	11:43:17.304

Weather / Track : Sunny / Dry

Snetterton 300  
 Circuit Length = 2.9689 miles  
 Start: 11:32 Flag 11:46 End: 11:48

# BMCRC - MRO Championships 2021 - Rnd 2 @ Snetterton 300

## BMCRC Rookie 600 & 1000

### RACE 6 - SECTOR ANALYSIS



SECTOR 1 = FL to I1, SECTOR 2 = I1 to FL, DIFF = Difference To Personal Best Lap, P = Crossed Finish Line in Pit Lane, D = Time Disallowed

<b>P37</b>	<b>98</b>	<b>600</b>	<b>Timothy WALSH</b>	Triumph 675 - T P WALSH PHE		
IDEAL LAP TIME :		BEST LAP TIME : 3:14.395		DIFFERENCE :		
LAP	SECTOR 1	SECTOR 2	LAP TIME	MPH	DIFF	TIME OF DAY
1 -		45.322	3:14.395 (1)	54.98		11:35:27.479



# BMCRC - MRO Championships 2021 - Rnd 2 @ Snetterton 300

## BMCRC Rookie 600 & 1000

### RACE 6 - BEST SECTORS

SECTOR 1			SECTOR 2			IDEAL / BEST COMPARISON						
POS	NO	NAME	TIME	NO	NAME	TIME	POS	NO	NAME	IDEAL	BEST	DIFF
									<b>PERFECT LAP</b>	<b>1:57.119</b>		
1	53	McGLYNN	1:18.163	53	McGLYNN	38.956	1	53	McGLYNN	1:57.119	1:58.073	0.954
2	100	HUNTER	1:18.326	100	HUNTER	39.097	2	100	HUNTER	1:57.423	1:58.025	0.602
3	110	CLARKE	1:20.410	110	CLARKE	40.423	3	110	CLARKE	2:00.833	2:00.833	0.000
4	123	VINCER	1:20.802	344	WILLIAMS	40.764	4	123	VINCER	2:02.202	2:02.995	0.793
5	200	BURNHAM	1:21.264	212	PALLET	40.885	5	200	BURNHAM	2:02.208	2:02.208	0.000
6	19	GRANT	1:21.734	200	BURNHAM	40.944	6	212	PALLET	2:02.699	2:03.305	0.606
7	212	PALLET	1:21.814	19	GRANT	41.091	7	344	WILLIAMS	2:02.707	2:03.197	0.490
8	344	WILLIAMS	1:21.943	123	VINCER	41.400	8	19	GRANT	2:02.825	2:03.555	0.730
9	51	CLARKE	1:22.671	201	WEST	41.756	9	201	WEST	2:04.519	2:04.998	0.479
10	201	WEST	1:22.763	501	COID	41.848	10	51	CLARKE	2:04.746	2:05.442	0.696
11	501	COID	1:23.105	86	LOPES	41.899	11	501	COID	2:04.953	2:05.285	0.332
12	86	LOPES	1:23.582	51	CLARKE	42.075	12	86	LOPES	2:05.481	2:05.481	0.000
13	231	MOORE	1:23.584	163	BIGUZZI	42.456	13	163	BIGUZZI	2:06.208	2:06.439	0.231
14	163	BIGUZZI	1:23.752	175	PESTANA	42.636	14	231	MOORE	2:06.290	2:06.882	0.592
15	175	PESTANA	1:24.018	231	MOORE	42.706	15	175	PESTANA	2:06.654	2:06.654	0.000
16	228	McFADDEN	1:26.506	180	OVEL	43.047	16	180	OVEL	2:09.564	2:10.812	1.248
17	180	OVEL	1:26.517	228	McFADDEN	43.247	17	228	McFADDEN	2:09.753	2:10.014	0.261
18	636	MILLS	1:26.866	636	MILLS	43.376	18	636	MILLS	2:10.242	2:10.242	0.000
19	999	DWYER	1:26.918	999	DWYER	43.578	19	999	DWYER	2:10.496	2:10.496	0.000
20	147	SKEVINGTON	1:26.952	147	SKEVINGTON	43.619	20	147	SKEVINGTON	2:10.571	2:10.738	0.167
21	107	WILLIAMSON	1:27.039	107	WILLIAMSON	43.792	21	107	WILLIAMSON	2:10.831	2:12.100	1.269
22	82	MORRIS	1:27.176	82	MORRIS	44.107	22	82	MORRIS	2:11.283	2:11.283	0.000
23	300	CARPENTER	1:27.533	300	CARPENTER	44.256	23	300	CARPENTER	2:11.789	2:12.125	0.336
24	62	NUNN	1:27.908	62	NUNN	44.382	24	62	NUNN	2:12.290	2:12.567	0.277
25	261	GREGORIO	1:28.228	261	GREGORIO	44.421	25	261	GREGORIO	2:12.649	2:13.176	0.527
26	45	SMITH	1:29.917	98	WALSH	45.322	26	45	SMITH	2:15.360	2:15.506	0.146
27	76	BOXALL	1:30.622	45	SMITH	45.443	27	76	BOXALL	2:16.697	2:17.215	0.518
28	686	SPILLER	1:31.062	30	SAWICKI	45.791	28	686	SPILLER	2:17.320	2:17.320	0.000
29	30	SAWICKI	1:32.298	76	BOXALL	46.075	29	30	SAWICKI	2:18.089	2:18.804	0.715
30	174	DOCKSEY	1:32.626	686	SPILLER	46.258	30	174	DOCKSEY	2:20.464	2:20.464	0.000
31	456	MOLONEY	1:33.681	456	MOLONEY	47.556	31	456	MOLONEY	2:21.237	2:21.692	0.455
32	15	LONGDEN	1:34.614	500	BARRETT	47.591	32	15	LONGDEN	2:22.884	2:22.954	0.070
33	500	BARRETT	1:35.348	174	DOCKSEY	47.838	33	500	BARRETT	2:22.939	2:23.580	0.641
34	25	O'DRISCOLL-HADJI	1:36.045	15	LONGDEN	48.270	34	25	O'DRISCOLL-HADJI	2:24.646	2:25.146	0.500
35	42	EVANS	1:39.913	25	O'DRISCOLL-HADJI	48.601	35	42	EVANS	2:31.535	2:31.985	0.450
36	63	BUSH	1:47.829	42	EVANS	51.622	36	63	BUSH	2:42.375	2:42.451	0.076
37				63	BUSH	54.546	37	98	WALSH		3:14.395	

Weather / Track : Sunny / Dry

Results can be found at [www.tsl-timing.com](http://www.tsl-timing.com)

Snetterton 300

Circuit Length = 2.9689 miles

Start: 11:32 Flag 11:46 End: 11:48

Printed - 11:48 Sunday, 30 May 2021

# BMCRC - MRO Championships 2021 - Rnd 2 @ Snetterton 300

## BMCRC Rookie 600 & 1000

### RACE 6 - STATISTICS

**Competitors Started** 37  
**Planned Start** 2021-05-30 @ 11:20:00.000  
**Actual Start** 2021-05-30 @ 11:32:13.083  
**Finish Time** 2021-05-30 @ 11:46:08.678  
**Track Length** 2.9689mi.  
**Total Laps** 237  
**Total Distance Covered** 703.6320mi.

#### Session Fastest Lap History

NO	CL	NAME	LAP TIME	TIME OF DAY	LAP	VEHICLE
53	1000	Seamus McGLYNN	2:04.430	11:34:17.530	1	Yamaha R1
53	1000	Seamus McGLYNN	1:58.146	11:36:15.675	2	Yamaha R1
100	1000	Antony HUNTER	1:58.025	11:38:15.047	3	Kawasaki ZX10

#### Session Leader History

NO	CL	NAME	FROM LAP	LAPS LED	DISTANCE	VEHICLE
53	1000	Seamus McGLYNN	1	7	20.78 miles	Yamaha R1

#### Flag History

TYPE	TIME OF DAY
GREEN	11:32:13.083
FINISH	11:46:08.678

#### Flag Statistics

TYPE	COUNT	TOTAL LAPS	TOTAL TIME
Green	1	7	16:24.473
Red	0	0	0.000
Safety Car	0	0	0.000
FCY	0	0	0.000

# BMCRC - MRO Championships 2021 - Rnd 2 @ Snetterton 300

## BMCRC Rookie 600 & 1000

### RACE 6 - STATISTICS

**CLASS : 1000**

21 Starters

#### Fastest Lap History

NO	NAME	LAP TIME	TIME OF DAY	LAP	VEHICLE
53	Seamus McGLYNN	<b>2:04.430</b>	11:34:17.530	1	Yamaha R1
53	Seamus McGLYNN	<b>1:58.146</b>	11:36:15.675	2	Yamaha R1
100	Antony HUNTER	<b>1:58.025</b>	11:38:15.047	3	Kawasaki ZX10

#### Leader History

NO	NAME	FROM LAP	LAPS LED	DISTANCE	VEHICLE
53	Seamus McGLYNN	1	7	20.78 miles	Yamaha R1

# BMCRC - MRO Championships 2021 - Rnd 2 @ Snetterton 300

## BMCRC Rookie 600 & 1000

### RACE 6 - STATISTICS

CLASS : 600

16 Starters

#### Fastest Lap History

NO	NAME	LAP TIME	TIME OF DAY	LAP	VEHICLE
200	Dan BURNHAM	<b>3:03.303</b>	11:35:16.396	1	Triumph Daytona 675
200	Dan BURNHAM	<b>2:03.897</b>	11:37:20.291	2	Triumph Daytona 675
212	Matt PALLETT	<b>2:03.305</b>	11:37:20.852	2	Kawasaki ZX6R
200	Dan BURNHAM	<b>2:02.208</b>	11:47:37.999	7	Triumph Daytona 675

#### Leader History

NO	NAME	FROM LAP	LAPS LED	DISTANCE	VEHICLE
200	Dan BURNHAM	1	4	11.87 miles	Triumph Daytona 675
212	Matt PALLETT	5	1	2.96 miles	Kawasaki ZX6R
200	Dan BURNHAM	6	2	5.93 miles	Triumph Daytona 675

# BMCRC - MRO Championships 2021 - Rnd 2 @ Snetterton 300

## BMCRC Rookie 600 & 1000

### RACE 16 - GRID (7 Laps)



CONTRACTORS LTD

ROW 15	45		44	<b>80</b> Stephen LANE	43	<b>98</b> 3:14.395 Timothy WALSH
ROW 14	42	<b>63</b> 2:42.451 Robert BUSH	41	<b>42</b> 2:31.985 Kai EVANS	40	<b>25</b> 2:25.146 Killian O'DRISCOLL-HADJI
ROW 13	39	<b>456</b> 2:21.692 Jake MOLONEY	38	<b>174</b> 2:20.464 Adam DOCKSEY	37	<b>686</b> 2:17.320 Liam SPILLER
ROW 12	36	<b>76</b> 2:17.215 Paul BOXALL	35	<b>62</b> 2:12.567 Oliver NUNN	34	<b>636</b> 2:10.242 Matthew MILLS
ROW 11	33	<b>228</b> 2:10.014 Paul McFADDEN	32	<b>231</b> 2:06.882 Craig MOORE	31	<b>51</b> 2:05.442 Ross CLARKE
ROW 10	30	<b>501</b> 2:05.285 Ashley COID	29	<b>212</b> 2:03.305 Matt PALLETT	28	<b>200</b> 2:02.208 Dan BURNHAM
ROW 9	27		26		25	
ROW 8	24		23		22	<b>508</b> Daniel McFADDEN
ROW 7	21	<b>500</b> 2:23.580 Jeremy BARRETT	20	<b>15</b> 2:22.954 Will LONGDEN	19	<b>30</b> 2:18.804 Mariusz SAWICKI
ROW 6	18	<b>45</b> 2:15.506 Glenn SMITH	17	<b>261</b> 2:13.176 Roberto Di GREGORIO	16	<b>300</b> 2:12.125 Aaren CARPENTER
ROW 5	15	<b>107</b> 2:12.100 Dave WILLIAMSON	14	<b>82</b> 2:11.283 Paul MORRIS	13	<b>180</b> 2:10.812 Mark OVEL
ROW 4	12	<b>147</b> 2:10.738 Mark SKEVINGTON	11	<b>999</b> 2:10.496 Jack DWYER	10	<b>175</b> 2:06.654 Arlindo PESTANA
ROW 3	9	<b>163</b> 2:06.439 Riccardo BIGUZZI	8	<b>86</b> 2:05.481 Frederico LOPES	7	<b>201</b> 2:04.998 Scott WEST
ROW 2	6	<b>19</b> 2:03.555 Lee GRANT	5	<b>344</b> 2:03.197 Andrew WILLIAMS	4	<b>123</b> 2:02.995 James VINCER
ROW 1	3	<b>110</b> 2:00.833 Michael CLARKE	2	<b>53</b> 1:58.073 Seamus McGLYNN	1	<b>100</b> 1:58.025 Antony HUNTER
<b>Pole</b>						

Snetterton 300

Circuit Length = 2.9689 miles

These results are provisional until the conclusion of any judicial and technical matters.

Clerk Of Course :	Stewards :	Timekeeper : Craig Smith
-------------------	------------	--------------------------

Results can be found at [www.tsl-timing.com](http://www.tsl-timing.com)

Printed - 11:50 Sunday, 30 May 2021



# BMCRC - MRO Championships 2021 - Rnd 2 @ Snetterton 300

## BMCRC Rookie 600 & 1000

### RACE 16 - CLASSIFICATION



CONTRACTORS LTD

POS	NO	CL	PIC NAME	ENTRY	LAPS	TIME	GAP	DIFF	MPH	BEST	ON
1	100	1000	1 Antony HUNTER	Kawasaki ZX10 - Uncletoms motoring centre	7	14:04.713			88.57	1:58.190	7
2	53	1000	2 Seamus McGLYNN	Yamaha R1 -	7	14:05.706	0.993	0.993	88.46	1:59.116	3
3	110	1000	3 Michael CLARKE	Yamaha R1 - BIKEBASE.ltd	7	14:19.227	14.514	13.521	87.07	2:00.565	2
4	508	1000	4 Daniel McFADDEN	Kawasaki ZX10RR -	7	14:26.955	22.242	7.728	86.29	2:01.165	6
5	344	1000	5 Andrew WILLIAMS	Suzuki GSXR1000 - Standard signs	7	14:32.904	28.191	5.949	85.70	2:03.127	6
6	201	1000	6 Scott WEST	Suzuki GSXR1000 -	7	14:46.795	42.082	13.891	84.36	2:05.165	5
7	19	1000	7 Lee GRANT	Yamaha R1M - Grant carpentry and construction ltd	7	15:00.003	55.290	13.208	83.12	2:05.196	7
8	86	1000	8 Frederico LOPES	Yamaha R1 - FLR Procurement Ltd	7	15:02.942	58.229	2.939	82.85	2:06.824	3
9	175	1000	9 Arlindo PESTANA	BMW S1000RR - Pep's racing	7	15:09.301	1:04.588	6.359	82.27	2:07.673	7
10	163	1000	10 Riccardo BIGUZZI	BMW S1000RR - Jardiner	7	15:09.600	1:04.887	0.299	82.25	2:07.038	7
11	200	600	1 Dan BURNHAM	Triumph Daytona 675 - KY JAX RACING / DANIK Gf	7	15:23.849	1:19.136	14.249	80.98	2:02.688	6
12	180	1000	11 Mark OVEL	Yamaha R1 - I NEED A SPONSOR	7	15:24.581	1:19.868	0.732	80.91	2:09.850	7
13	147	1000	12 Mark SKEVINGTON	Suzuki GSXR 1000 -	7	15:26.770	1:22.057	2.189	80.72	2:10.480	7
14	212	600	2 Matt PALLETT	Kawasaki ZX6R - In:timber	7	15:27.292	1:22.579	0.522	80.68	2:02.907	7
15	300	1000	13 Aaren CARPENTER	Kawasaki ZX10R -	7	15:36.274	1:31.561	8.982	79.90	2:10.724	6
16	999	1000	14 Jack DWYER	Suzuki GSXR750 SRAD -	7	15:38.587	1:33.874	2.313	79.71	2:11.765	6
17	501	600	3 Ashley COID	Kawasaki ZX636R -	7	15:39.836	1:35.123	1.249	79.60	2:04.581	2
18	107	1000	15 Dave WILLIAMSON	Kawasaki ZX10R -	7	15:42.190	1:37.477	2.354	79.40	2:11.219	7
19	261	1000	16 Roberto Di GREGORIO	Ducati 899 PANIGALE -	7	15:43.593	1:38.880	1.403	79.28	2:10.788	7
20	82	1000	17 Paul MORRIS	Suzuki GSXR 1000 - Rpm Performance & Engineerir	7	15:47.631	1:42.918	4.038	78.95	2:12.275	5
21	51	600	4 Ross CLARKE	Kawasaki ZX600RR - Ross clarke Farriery	7	15:55.586	1:50.873	7.955	78.29	2:06.719	6
22	231	600	5 Craig MOORE	Yamaha R6 - AM Scaffolding	7	15:59.701	1:54.988	4.115	77.95	2:07.580	4
23	45	1000	18 Glenn SMITH	Kawasaki ZX10R -	7	16:06.538	2:01.825	6.837	77.40	2:14.986	3
24	30	1000	19 Mariusz SAWICKI	BMW S1000RR - MMS Decorators(uk)ltd	7	16:11.283	2:06.570	4.745	77.02	2:16.916	4
25	228	600	6 Paul McFADDEN	Kawasaki ZX636 -	6	14:09.141	1 Lap	1 Lap	75.52	2:09.831	5
26	636	600	7 Matthew MILLS	Kawasaki ZX6R -	6	14:22.017	1 Lap	12.876	74.39	2:11.872	5
27	62	600	8 Oliver NUNN	Yamaha R6 - IT UK & STVL	6	14:32.912	1 Lap	10.895	73.46	2:13.063	4
28	98	600	9 Timothy WALSH	Triumph 675 - T P WALSH PHE	6	14:44.117	1 Lap	11.205	72.53	2:15.334	2
29	76	600	10 Paul BOXALL	Yamaha R6 - WG Tyres	6	14:44.771	1 Lap	0.654	72.48	2:16.966	5
30	500	1000	20 Jeremy BARRETT	Honda FIREBLADE -	6	14:48.775	1 Lap	4.004	72.15	2:24.528	4
31	686	600	11 Liam SPILLER	Honda CBR 600RR - Liam Spiller	6	15:01.356	1 Lap	12.581	71.14	2:19.058	4
32	15	1000	21 Will LONGDEN	Yamaha R1M -	6	15:08.229	1 Lap	6.873	70.60	2:28.412	3
33	25	600	12 Killian O'DRISCOLL-HADJI	Suzuki GSXR 600 -	6	15:22.917	1 Lap	14.688	69.48	2:23.362	3
34	42	600	13 Kai EVANS	Suzuki GSXR 600 - CBS Ltd Construction and Engin	6	15:45.803	1 Lap	22.886	67.80	2:26.088	2
35	63	600	14 Robert BUSH	Suzuki GSXR 600 - Legacy Racing	5	14:34.373	2 Laps	1 Lap	61.11	2:41.615	2

#### NOT CLASSIFIED

DNF	174	600	Adam DOCKSEY	Kawasaki ZX-6 -	5	13:03.106	2 Laps		68.24	2:22.366	3
DNF	123	1000	James VINCER	Yamaha YZFR1 - Keam Electrical Services	1	2:09.690	6 Laps	4 Laps	82.41	2:09.690	1
DNF	456	600	Jake MOLONEY	Yamaha R6 -	1	3:27.202	6 Laps	1:17.512	51.58	3:27.202	1

#### FASTEST LAP

	100	1000	Antony HUNTER	Kawasaki ZX10 - Uncletoms motoring centre	7	1:58.190			90.43 mph	145.53 kph	
	200	600	Dan BURNHAM	Triumph Daytona 675 - KY JAX RACING / DANIK Gf	6	2:02.688			87.11 mph	140.19 kph	

Class 1000 - 92.5% of Race Speed = 81.92 mph  
Class 600 - 92.5% of Race Speed = 74.90 mph

Weather / Track : Sunny / Dry

These results are provisional until the conclusion of any judicial and technical matters.

Snetterton 300: 2.9689 miles

Race Distance: 7 Laps / 20.78 miles

Start: 16:00 Flag 16:14 End: 16:16

Clerk Of Course :	Stewards :	Timekeeper : Craig Smith
-------------------	------------	--------------------------

Results can be found at [www.tsl-timing.com](http://www.tsl-timing.com)

Printed - 16:17 Sunday, 30 May 2021



# BMCRC - MRO Championships 2021 - Rnd 2 @ Snetterton 300

## BMCRC Rookie 600 & 1000

### RACE 16 - LAP CHART

#### LAP 1 @ 16:02:32.489

NO	BEHIND	LAP TIME
110		2:04.956
53	0.124	2:05.080
100	1.314	2:06.270
344	3.852	2:08.808
123	4.734	2:09.690
19	6.863	2:11.819
201	7.331	2:12.287
86	8.356	2:13.312
508	10.448	2:15.404
147	12.602	2:17.558
163	13.050	2:18.006
999	13.097	2:18.053
175	13.408	2:18.364
180	14.798	2:19.754
82	17.477	2:22.433
300	17.856	2:22.812
261	18.260	2:23.216
45	19.945	2:24.901
30	20.852	2:25.808
107	21.844	2:26.800
15	30.816	2:35.772
500	31.260	2:36.216
200	58.281	3:03.237
501	59.664	3:04.620
212	1:00.409	3:05.365
51	1:03.704	3:08.660
231	1:04.156	3:09.112
228	1:06.824	3:11.780
636	1:11.059	3:16.015
76	1:11.813	3:16.769
98	1:14.739	3:19.695
62	1:15.157	3:20.113
25	1:17.515	3:22.471
686	1:17.780	3:22.736
456	1:22.246	3:27.202
174	1:22.667	3:27.623
42	1:25.603	3:30.559
63	1:37.810	3:42.766

#### LAP 2 @ 16:04:31.776

NO	BEHIND	LAP TIME
53		1:59.163
100	1.212	1:59.185
110	1.278	2:00.565
344	8.692	2:04.127
508	14.165	2:03.004
201	14.276	2:06.232
19	16.162	2:08.586
86	16.341	2:07.272
175	23.536	2:09.415
163	23.566	2:09.803
147	24.531	2:11.216
999	27.085	2:13.275
180	27.377	2:11.866
300	31.915	2:13.346
82	34.314	2:16.124
261	34.961	2:15.988
45	36.113	2:15.455
107	36.213	2:13.656
30	38.764	2:17.199
15	1:01.221	2:29.692
500	1:02.040	2:30.067

Weather / Track : Sunny / Dry

Results can be found at [www.tsl-timing.com](http://www.tsl-timing.com)

200	1:03.095	2:04.101
501	1:04.958	2:04.581
212	1:05.337	2:04.215
51	1:13.368	2:08.951
231	1:13.839	2:08.970
228	1:19.579	2:12.042
636	1:25.803	2:14.031
76	1:30.376	2:17.850
98	1:30.786	2:15.334
62	1:31.567	2:15.697
686	1:38.563	2:20.070
25	1:41.896	2:23.668
174	1:49.300	2:25.920
42	1:52.404	2:26.088

#### LAP 3 @ 16:06:30.892

NO	BEHIND	LAP TIME
53		1:59.116
100	1.127	1:59.031
110	3.471	2:01.309
344	13.929	2:04.353
508	17.507	2:02.458
201	20.985	2:05.825
63	1 Lap	2:41.615
86	24.049	2:06.824
19	26.306	2:09.260
163	32.779	2:08.329
175	33.554	2:09.134
147	36.549	2:11.134
180	38.734	2:10.473
999	42.343	2:14.374
300	44.986	2:12.187
261	48.422	2:12.577
82	49.304	2:14.106
107	49.765	2:12.668
45	51.983	2:14.986
30	57.412	2:17.764
200	1:08.858	2:04.879
212	1:10.525	2:04.304
501	1:11.039	2:05.197
51	1:22.549	2:08.297
231	1:23.055	2:08.332
15	1:30.517	2:28.412
500	1:31.089	2:28.165
228	1:31.714	2:11.251
636	1:39.491	2:12.804
62	1:47.841	2:15.390
98	1:49.126	2:17.456
76	1:49.857	2:18.597
686	1:59.225	2:19.778

#### LAP 4 @ 16:08:31.220

NO	BEHIND	LAP TIME
53		2:00.328
100	0.322	1:59.523
110	4.288	2:01.145
25	1 Lap	2:23.362
174	1 Lap	2:22.366
344	16.914	2:03.313
508	19.095	2:01.916
42	1 Lap	2:26.733
201	25.883	2:05.226
86	33.058	2:09.337
19	33.998	2:08.020

163	41.117	2:08.666
175	41.447	2:08.221
147	47.274	2:11.053
180	49.157	2:10.751
999	56.497	2:14.482
300	57.872	2:13.214
107	1:02.295	2:12.858
261	1:02.601	2:14.507
82	1:03.048	2:14.072
63	1 Lap	2:42.937
45	1:08.338	2:16.683
200	1:11.355	2:02.825
212	1:13.729	2:03.532
30	1:14.000	2:16.916
501	1:15.639	2:04.928
51	1:29.934	2:07.713
231	1:30.307	2:07.580
228	1:44.470	2:13.084
636	1:52.087	2:12.924
500	1:55.289	2:24.528
15	1:59.577	2:29.388

#### LAP 5 @ 16:10:31.765

NO	BEHIND	LAP TIME
53		2:00.545
62	1 Lap	2:13.063
100	0.786	2:01.009
98	1 Lap	2:15.666
110	5.152	2:01.409
76	1 Lap	2:17.531
686	1 Lap	2:19.058
508	20.086	2:01.536
344	20.615	2:04.246
25	1 Lap	2:23.995
201	30.503	2:05.165
174	1 Lap	2:23.468
86	41.117	2:08.604
19	41.200	2:07.747
42	1 Lap	2:26.696
175	49.046	2:08.144
163	49.872	2:09.300
180	59.322	2:10.710
147	1:00.026	2:13.297
300	1:09.411	2:12.084
999	1:09.926	2:13.974
107	1:14.016	2:12.266
200	1:14.139	2:03.329
82	1:14.778	2:12.275
212	1:16.207	2:03.023
261	1:17.206	2:15.150
501	1:21.076	2:05.982
45	1:25.042	2:17.249
30	1:32.020	2:18.565
231	1:37.552	2:07.790
51	1:37.719	2:08.330
63	1 Lap	2:43.319
228	1:53.756	2:09.831

#### LAP 6 @ 16:12:33.761

NO	BEHIND	LAP TIME
53		2:01.996
100	0.295	2:01.505
636	1 Lap	2:11.872
110	7.543	2:04.387

62	1 Lap	2:13.260
500	1 Lap	2:24.880
508	19.255	2:01.165
98	1 Lap	2:17.625
76	1 Lap	2:16.966
344	21.746	2:03.127
15	1 Lap	2:31.366
201	34.868	2:06.361
686	1 Lap	2:19.841
19	48.579	2:09.375
86	48.674	2:09.553
25	1 Lap	2:24.946
175	55.400	2:08.350
163	56.334	2:08.458
174	1 Lap	2:23.729
180	1:08.503	2:11.177
147	1:10.062	2:12.032
42	1 Lap	2:26.826
200	1:14.831	2:02.688
300	1:18.139	2:10.724
212	1:18.157	2:03.946
999	1:19.695	2:11.765
107	1:24.743	2:12.723
501	1:25.337	2:06.257
82	1:25.699	2:12.917
261	1:26.577	2:11.367
45	1:41.066	2:18.020
51	1:42.442	2:06.719
231	1:45.165	2:09.609
30	1:47.476	2:17.452

#### LAP 7 @ 16:14:32.246

NO	BEHIND	LAP TIME
100		1:58.190
53	0.993	1:59.478
228	1 Lap	2:11.153
110	14.514	2:05.456
636	1 Lap	2:14.371
508	22.242	2:01.472
344	28.191	2:04.930
62	1 Lap	2:15.389
63	2 Laps	2:43.736
98	1 Lap	2:18.341
76	1 Lap	2:17.058
201	42.082	2:05.699
500	1 Lap	2:24.919
19	55.290	2:05.196
686	1 Lap	2:19.873
86	58.229	2:08.040
15	1 Lap	2:33.599
175	1:04.588	2:07.673
163	1:04.887	2:07.038
25	1 Lap	2:24.475
200	1:19.136	2:02.790
180	1:19.868	2:09.850
147	1:22.057	2:10.480
212	1:22.579	2:02.907
300	1:31.561	2:11.907
999	1:33.874	2:12.664
501	1:35.123	2:08.271
107	1:37.477	2:11.219
261	1:38.880	2:10.788
42	1 Lap	2:28.901
82	1:42.918	2:15.704
51	1:50.873	2:06.916

Snetterton 300

Circuit Length = 2.9689 miles

Start: 16:00 Flag 16:14 End: 16:16

Printed - 16:17 Sunday, 30 May 2021

# BMCRC - MRO Championships 2021 - Rnd 2 @ Snetterton 300

## BMCRC Rookie 600 & 1000

### RACE 16 - SECTOR ANALYSIS



SECTOR 1 = FL to I1, SECTOR 2 = I1 to FL, DIFF = Difference To Personal Best Lap, P = Crossed Finish Line in Pit Lane, D = Time Disallowed

P1 100 1000		Antony HUNTER		Kawasaki ZX10 - Uncletoms motoring centre		
IDEAL LAP TIME : 1:57.822		BEST LAP TIME : 1:58.190		DIFFERENCE : 0.368		
LAP	SECTOR 1	SECTOR 2	LAP TIME	MPH	DIFF	TIME OF DAY
1 -		39.827	2:06.270	84.64	8.080	16:02:33.803
2 -	1:19.266	39.919	1:59.185 (3)	89.67	0.995	16:04:32.988
3 -	1:18.872	40.159	1:59.031 (2)	89.79	0.841	16:06:32.019
4 -	<b>1:18.865</b>	40.658	1:59.523	89.42	1.333	16:08:31.542
5 -	1:20.398	40.611	2:01.009	88.32	2.819	16:10:32.551
6 -	1:20.529	40.976	2:01.505	87.96	3.315	16:12:34.056
7 -	1:19.233	<b>38.957</b>	<b>1:58.190 (1)</b>	<b>90.43</b>		<b>16:14:32.246</b>

P2 53 1000		Seamus McGLYNN		Yamaha R1 -		
IDEAL LAP TIME : 1:58.781		BEST LAP TIME : 1:59.116		DIFFERENCE : 0.335		
LAP	SECTOR 1	SECTOR 2	LAP TIME	MPH	DIFF	TIME OF DAY
1 -		<b>39.507</b>	2:05.080	85.44	5.964	16:02:32.613
2 -	1:19.375	39.788	1:59.163 (2)	89.69	0.047	16:04:31.776
3 -	<b>1:19.274</b>	39.842	<b>1:59.116 (1)</b>	<b>89.72</b>		<b>16:06:30.892</b>
4 -	1:19.508	40.820	2:00.328	88.82	1.212	16:08:31.220
5 -	1:20.395	40.150	2:00.545	88.66	1.429	16:10:31.765
6 -	1:20.950	41.046	2:01.996	87.61	2.880	16:12:33.761
7 -	1:19.599	39.879	1:59.478 (3)	89.45	0.362	16:14:33.239

P3 110 1000		Michael CLARKE		Yamaha R1 - BIKEBASE.ltd		
IDEAL LAP TIME : 1:59.956		BEST LAP TIME : 2:00.565		DIFFERENCE : 0.609		
LAP	SECTOR 1	SECTOR 2	LAP TIME	MPH	DIFF	TIME OF DAY
1 -		<b>39.972</b>	2:04.956	85.53	4.391	16:02:32.489
2 -	<b>1:19.984</b>	40.581	<b>2:00.565 (1)</b>	<b>88.64</b>		<b>16:04:33.054</b>
3 -	1:20.979	40.330	2:01.309 (3)	88.10	0.744	16:06:34.363
4 -	1:20.202	40.943	2:01.145 (2)	88.22	0.580	16:08:35.508
5 -	1:20.088	41.321	2:01.409	88.03	0.844	16:10:36.917
6 -	1:23.170	41.217	2:04.387	85.92	3.822	16:12:41.304
7 -	1:22.913	42.543	2:05.456	85.19	4.891	16:14:46.760

P4 508 1000		Daniel McFADDEN		Kawasaki ZX10RR -		
IDEAL LAP TIME : 2:01.076		BEST LAP TIME : 2:01.165		DIFFERENCE : 0.089		
LAP	SECTOR 1	SECTOR 2	LAP TIME	MPH	DIFF	TIME OF DAY
1 -		42.071	2:15.404	78.93	14.239	16:02:42.937
2 -	1:21.724	41.280	2:03.004	86.89	1.839	16:04:45.941
3 -	1:20.981	41.477	2:02.458	87.27	1.293	16:06:48.399
4 -	1:20.640	41.276	2:01.916	87.66	0.751	16:08:50.315
5 -	1:20.718	40.818	2:01.536 (3)	87.94	0.371	16:10:51.851
6 -	<b>1:20.363</b>	40.802	<b>2:01.165 (1)</b>	<b>88.21</b>		<b>16:12:53.016</b>
7 -	1:20.759	<b>40.713</b>	2:01.472 (2)	87.98	0.307	16:14:54.488

P5 344 1000		Andrew WILLIAMS		Suzuki GSXR1000 - Standard signs		
IDEAL LAP TIME : 2:02.788		BEST LAP TIME : 2:03.127		DIFFERENCE : 0.339		
LAP	SECTOR 1	SECTOR 2	LAP TIME	MPH	DIFF	TIME OF DAY
1 -		41.207	2:08.808	82.97	5.681	16:02:36.341
2 -	1:22.548	41.579	2:04.127 (3)	86.10	1.000	16:04:40.468
3 -	1:22.344	42.009	2:04.353	85.94	1.226	16:06:44.821
4 -	1:22.247	<b>41.066</b>	2:03.313 (2)	86.67	0.186	16:08:48.134
5 -	1:23.033	41.213	2:04.246	86.02	1.119	16:10:52.380
6 -	<b>1:21.722</b>	41.405	<b>2:03.127 (1)</b>	<b>86.80</b>		<b>16:12:55.507</b>
7 -	1:23.580	41.350	2:04.930	85.55	1.803	16:15:00.437

Weather / Track : Sunny / Dry

Snetterton 300  
Circuit Length = 2.9689 miles  
Start: 16:00 Flag 16:14 End: 16:16



# BMCRC - MRO Championships 2021 - Rnd 2 @ Snetterton 300

## BMCRC Rookie 600 & 1000

### RACE 16 - SECTOR ANALYSIS



SECTOR 1 = FL to I1, SECTOR 2 = I1 to FL, DIFF = Difference To Personal Best Lap, P = Crossed Finish Line in Pit Lane, D = Time Disallowed

P6 201 1000 Scott WEST			Suzuki GSXR1000 -			
IDEAL LAP TIME : 2:04.977		BEST LAP TIME : 2:05.165		DIFFERENCE : 0.188		
LAP	SECTOR 1	SECTOR 2	LAP TIME	MPH	DIFF	TIME OF DAY
1 -		42.287	2:12.287	80.79	7.122	16:02:39.820
2 -	1:23.987	42.245	2:06.232	84.67	1.067	16:04:46.052
3 -	1:23.752	42.073	2:05.825	84.94	0.660	16:06:51.877
4 -	1:23.212	<b>42.014</b>	2:05.226 (2)	85.35	0.061	16:08:57.103
5 -	<b>1:22.963</b>	42.202	<b>2:05.165 (1)</b>	<b>85.39</b>		<b>16:11:02.268</b>
6 -	1:24.209	42.152	2:06.361	84.58	1.196	16:13:08.629
7 -	1:23.509	42.190	2:05.699 (3)	85.02	0.534	16:15:14.328

P7 19 1000 Lee GRANT			Yamaha R1M - Grant carpentry and construction ltd			
IDEAL LAP TIME : 2:04.039		BEST LAP TIME : 2:05.196		DIFFERENCE : 1.157		
LAP	SECTOR 1	SECTOR 2	LAP TIME	MPH	DIFF	TIME OF DAY
1 -		<b>42.288</b>	2:11.819	81.08	6.623	16:02:39.352
2 -	1:25.535	43.051	2:08.586	83.12	3.390	16:04:47.938
3 -	1:25.979	43.281	2:09.260	82.68	4.064	16:06:57.198
4 -	1:25.540	42.480	2:08.020 (3)	83.48	2.824	16:09:05.218
5 -	1:24.522	43.225	2:07.747 (2)	83.66	2.551	16:11:12.965
6 -	1:26.002	43.373	2:09.375	82.61	4.179	16:13:22.340
7 -	<b>1:21.751</b>	43.445	<b>2:05.196 (1)</b>	<b>85.37</b>		<b>16:15:27.536</b>

P8 86 1000 Frederico LOPES			Yamaha R1 - FLR Procurement Ltd			
IDEAL LAP TIME : 2:06.108		BEST LAP TIME : 2:06.824		DIFFERENCE : 0.716		
LAP	SECTOR 1	SECTOR 2	LAP TIME	MPH	DIFF	TIME OF DAY
1 -		<b>42.170</b>	2:13.312	80.17	6.488	16:02:40.845
2 -	1:24.271	43.001	2:07.272 (2)	83.97	0.448	16:04:48.117
3 -	<b>1:23.938</b>	42.886	<b>2:06.824 (1)</b>	<b>84.27</b>		<b>16:06:54.941</b>
4 -	1:25.964	43.373	2:09.337	82.63	2.513	16:09:04.278
5 -	1:25.232	43.372	2:08.604	83.10	1.780	16:11:12.882
6 -	1:25.755	43.798	2:09.553	82.49	2.729	16:13:22.435
7 -	1:24.383	43.657	2:08.040 (3)	83.47	1.216	16:15:30.475

P9 175 1000 Arlindo PESTANA			BMW S1000RR - Pep's racing			
IDEAL LAP TIME : 2:07.168		BEST LAP TIME : 2:07.673		DIFFERENCE : 0.505		
LAP	SECTOR 1	SECTOR 2	LAP TIME	MPH	DIFF	TIME OF DAY
1 -		43.226	2:18.364	77.24	10.691	16:02:45.897
2 -	1:25.854	43.561	2:09.415	82.58	1.742	16:04:55.312
3 -	1:26.138	42.996	2:09.134	82.76	1.461	16:07:04.446
4 -	1:25.686	<b>42.535</b>	2:08.221 (3)	83.35	0.548	16:09:12.667
5 -	1:24.932	43.212	2:08.144 (2)	83.40	0.471	16:11:20.811
6 -	1:25.156	43.194	2:08.350	83.27	0.677	16:13:29.161
7 -	<b>1:24.633</b>	43.040	<b>2:07.673 (1)</b>	<b>83.71</b>		<b>16:15:36.834</b>

P10 163 1000 Riccardo BIGUZZI			BMW S1000RR - Jardiner			
IDEAL LAP TIME : 2:07.022		BEST LAP TIME : 2:07.038		DIFFERENCE : 0.016		
LAP	SECTOR 1	SECTOR 2	LAP TIME	MPH	DIFF	TIME OF DAY
1 -		43.116	2:18.006	77.44	10.968	16:02:45.539
2 -	1:26.012	43.791	2:09.803	82.34	2.765	16:04:55.342
3 -	1:25.269	43.060	2:08.329 (2)	83.28	1.291	16:07:03.671
4 -	1:25.601	43.065	2:08.666	83.06	1.628	16:09:12.337
5 -	1:25.183	44.117	2:09.300	82.66	2.262	16:11:21.637
6 -	1:25.804	<b>42.654</b>	2:08.458 (3)	83.20	1.420	16:13:30.095
7 -	<b>1:24.368</b>	42.670	<b>2:07.038 (1)</b>	<b>84.13</b>		<b>16:15:37.133</b>

Weather / Track : Sunny / Dry

Snetterton 300

Circuit Length = 2.9689 miles

Start: 16:00 Flag 16:14 End: 16:16

# BMCRC - MRO Championships 2021 - Rnd 2 @ Snetterton 300

## BMCRC Rookie 600 & 1000

### RACE 16 - SECTOR ANALYSIS



SECTOR 1 = FL to I1, SECTOR 2 = I1 to FL, DIFF = Difference To Personal Best Lap, P = Crossed Finish Line in Pit Lane, D = Time Disallowed

P11 200 600 Dan BURNHAM			Triumph Daytona 675 - KY JAX RACING / DANIK GROUP			
IDEAL LAP TIME : 2:01.980		BEST LAP TIME : 2:02.688		DIFFERENCE : 0.708		
LAP	SECTOR 1	SECTOR 2	LAP TIME	MPH	DIFF	TIME OF DAY
1 -		41.352	3:03.237	58.32	1:00.549	16:03:30.770
2 -	1:22.279	41.822	2:04.101	86.12	1.413	16:05:34.871
3 -	1:23.121	41.758	2:04.879	85.58	2.191	16:07:39.750
4 -	1:21.494	41.331	2:02.825 (3)	87.01	0.137	16:09:42.575
5 -	1:21.725	41.604	2:03.329	86.66	0.641	16:11:45.904
6 -	1:21.691	<b>40.997</b>	<b>2:02.688 (1)</b>	<b>87.11</b>		<b>16:13:48.592</b>
7 -	<b>1:20.983</b>	41.807	2:02.790 (2)	87.04	0.102	16:15:51.382

P12 180 1000 Mark OVEL			Yamaha R1 - I NEED A SPONSOR			
IDEAL LAP TIME : 2:09.760		BEST LAP TIME : 2:09.850		DIFFERENCE : 0.090		
LAP	SECTOR 1	SECTOR 2	LAP TIME	MPH	DIFF	TIME OF DAY
1 -		44.049	2:19.754	76.47	9.904	16:02:47.287
2 -	1:27.757	44.109	2:11.866	81.05	2.016	16:04:59.153
3 -	1:26.729	43.744	2:10.473 (2)	81.91	0.623	16:07:09.626
4 -	1:26.653	44.098	2:10.751	81.74	0.901	16:09:20.377
5 -	1:27.154	<b>43.556</b>	2:10.710 (3)	81.76	0.860	16:11:31.087
6 -	1:27.275	43.902	2:11.177	81.47	1.327	16:13:42.264
7 -	<b>1:26.204</b>	43.646	<b>2:09.850 (1)</b>	<b>82.31</b>		<b>16:15:52.114</b>

P13 147 1000 Mark SKEVINGTON			Suzuki GSXR 1000 -			
IDEAL LAP TIME : 2:09.917		BEST LAP TIME : 2:10.480		DIFFERENCE : 0.563		
LAP	SECTOR 1	SECTOR 2	LAP TIME	MPH	DIFF	TIME OF DAY
1 -		<b>43.175</b>	2:17.558	77.69	7.078	16:02:45.091
2 -	1:27.564	43.652	2:11.216	81.45	0.736	16:04:56.307
3 -	1:27.374	43.760	2:11.134 (3)	81.50	0.654	16:07:07.441
4 -	<b>1:26.742</b>	44.311	2:11.053 (2)	81.55	0.573	16:09:18.494
5 -	1:29.179	44.118	2:13.297	80.18	2.817	16:11:31.791
6 -	1:27.208	44.824	2:12.032	80.95	1.552	16:13:43.823
7 -	1:26.768	43.712	<b>2:10.480 (1)</b>	<b>81.91</b>		<b>16:15:54.303</b>

P14 212 600 Matt PALLETT			Kawasaki ZX6R - In:timber			
IDEAL LAP TIME : 2:02.833		BEST LAP TIME : 2:02.907		DIFFERENCE : 0.074		
LAP	SECTOR 1	SECTOR 2	LAP TIME	MPH	DIFF	TIME OF DAY
1 -		41.483	3:05.365	57.65	1:02.458	16:03:32.898
2 -	1:22.321	41.894	2:04.215	86.04	1.308	16:05:37.113
3 -	1:22.842	41.462	2:04.304	85.98	1.397	16:07:41.417
4 -	1:22.113	41.419	2:03.532 (3)	86.52	0.625	16:09:44.949
5 -	<b>1:21.744</b>	41.279	2:03.023 (2)	86.87	0.116	16:11:47.972
6 -	1:22.233	41.713	2:03.946	86.23	1.039	16:13:51.918
7 -	1:21.818	<b>41.089</b>	<b>2:02.907 (1)</b>	<b>86.96</b>		<b>16:15:54.825</b>

P15 300 1000 Aaren CARPENTER			Kawasaki ZX10R -			
IDEAL LAP TIME : 2:10.060		BEST LAP TIME : 2:10.724		DIFFERENCE : 0.664		
LAP	SECTOR 1	SECTOR 2	LAP TIME	MPH	DIFF	TIME OF DAY
1 -		44.967	2:22.812	74.83	12.088	16:02:50.345
2 -	1:28.608	44.738	2:13.346	80.15	2.622	16:05:03.691
3 -	1:27.187	45.000	2:12.187	80.85	1.463	16:07:15.878
4 -	1:27.899	45.315	2:13.214	80.23	2.490	16:09:29.092
5 -	1:27.354	44.730	2:12.084 (3)	80.91	1.360	16:11:41.176
6 -	<b>1:25.880</b>	44.844	<b>2:10.724 (1)</b>	<b>81.76</b>		<b>16:13:51.900</b>
7 -	1:27.727	<b>44.180</b>	2:11.907 (2)	81.02	1.183	16:16:03.807

Weather / Track : Sunny / Dry

Snetterton 300  
Circuit Length = 2.9689 miles  
Start: 16:00 Flag 16:14 End: 16:16

# BMCRC - MRO Championships 2021 - Rnd 2 @ Snetterton 300

## BMCRC Rookie 600 & 1000

### RACE 16 - SECTOR ANALYSIS



SECTOR 1 = FL to I1, SECTOR 2 = I1 to FL, DIFF = Difference To Personal Best Lap, P = Crossed Finish Line in Pit Lane, D = Time Disallowed

P16 999 1000 Jack DWYER			Suzuki GSXR750 SRAD -			
IDEAL LAP TIME : 2:11.414		BEST LAP TIME : 2:11.765	DIFFERENCE : 0.351			
LAP	SECTOR 1	SECTOR 2	LAP TIME	MPH	DIFF	TIME OF DAY
1 -		<b>44.098</b>	2:18.053	77.41	6.288	16:02:45.586
2 -	1:28.360	44.915	2:13.275 (3)	80.19	1.510	16:04:58.861
3 -	1:29.591	44.783	2:14.374	79.53	2.609	16:07:13.235
4 -	1:29.396	45.086	2:14.482	79.47	2.717	16:09:27.717
5 -	1:29.509	44.465	2:13.974	79.77	2.209	16:11:41.691
6 -	<b>1:27.316</b>	44.449	<b>2:11.765 (1)</b>	<b>81.11</b>		<b>16:13:53.456</b>
7 -	1:28.393	44.271	2:12.664 (2)	80.56	0.899	16:16:06.120

P17 501 600 Ashley COID			Kawasaki ZX636R -			
IDEAL LAP TIME : 2:04.581		BEST LAP TIME : 2:04.581	DIFFERENCE : 0.000			
LAP	SECTOR 1	SECTOR 2	LAP TIME	MPH	DIFF	TIME OF DAY
1 -		41.903	3:04.620	57.89	1:00.039	16:03:32.153
2 -	<b>1:22.954</b>	<b>41.627</b>	<b>2:04.581 (1)</b>	<b>85.79</b>		<b>16:05:36.734</b>
3 -	1:23.566	41.631	2:05.197 (3)	85.37	0.616	16:07:41.931
4 -	1:23.061	41.867	2:04.928 (2)	85.55	0.347	16:09:46.859
5 -	1:24.350	41.632	2:05.982	84.83	1.401	16:11:52.841
6 -	1:23.280	42.977	2:06.257	84.65	1.676	16:13:59.098
7 -	1:24.686	43.585	2:08.271	83.32	3.690	16:16:07.369

P18 107 1000 Dave WILLIAMSON			Kawasaki ZX10R -			
IDEAL LAP TIME : 2:10.558		BEST LAP TIME : 2:11.219	DIFFERENCE : 0.661			
LAP	SECTOR 1	SECTOR 2	LAP TIME	MPH	DIFF	TIME OF DAY
1 -		44.521	2:26.800	72.80	15.581	16:02:54.333
2 -	1:29.975	<b>43.681</b>	2:13.656	79.96	2.437	16:05:07.989
3 -	1:27.648	45.020	2:12.668 (3)	80.56	1.449	16:07:20.657
4 -	1:27.335	45.523	2:12.858	80.44	1.639	16:09:33.515
5 -	1:28.023	44.243	2:12.266 (2)	80.80	1.047	16:11:45.781
6 -	1:27.877	44.846	2:12.723	80.52	1.504	16:13:58.504
7 -	<b>1:26.877</b>	44.342	<b>2:11.219 (1)</b>	<b>81.45</b>		<b>16:16:09.723</b>

P19 261 1000 Roberto Di GREGORIO			Ducati 899 PANIGALE -			
IDEAL LAP TIME : 2:10.195		BEST LAP TIME : 2:10.788	DIFFERENCE : 0.593			
LAP	SECTOR 1	SECTOR 2	LAP TIME	MPH	DIFF	TIME OF DAY
1 -		45.308	2:23.216	74.62	12.428	16:02:50.749
2 -	1:30.952	45.036	2:15.988	78.59	5.200	16:05:06.737
3 -	1:27.970	44.607	2:12.577 (3)	80.61	1.789	16:07:19.314
4 -	1:29.185	45.322	2:14.507	79.46	3.719	16:09:33.821
5 -	1:29.294	45.856	2:15.150	79.08	4.362	16:11:48.971
6 -	1:28.066	<b>43.301</b>	2:11.367 (2)	81.36	0.579	16:14:00.338
7 -	<b>1:26.894</b>	43.894	<b>2:10.788 (1)</b>	<b>81.72</b>		<b>16:16:11.126</b>

P20 82 1000 Paul MORRIS			Suzuki GSXR 1000 - Rpm Performance & Engineering			
IDEAL LAP TIME : 2:12.275		BEST LAP TIME : 2:12.275	DIFFERENCE : 0.000			
LAP	SECTOR 1	SECTOR 2	LAP TIME	MPH	DIFF	TIME OF DAY
1 -		44.928	2:22.433	75.03	10.158	16:02:49.966
2 -	1:30.935	45.189	2:16.124	78.51	3.849	16:05:06.090
3 -	1:29.153	44.953	2:14.106	79.69	1.831	16:07:20.196
4 -	1:29.128	44.944	2:14.072 (3)	79.71	1.797	16:09:34.268
5 -	<b>1:28.169</b>	<b>44.106</b>	<b>2:12.275 (1)</b>	<b>80.80</b>		<b>16:11:46.543</b>
6 -	1:28.270	44.647	2:12.917 (2)	80.41	0.642	16:13:59.460
7 -	1:31.134	44.570	2:15.704	78.76	3.429	16:16:15.164

Weather / Track : Sunny / Dry

Snetterton 300  
Circuit Length = 2.9689 miles  
Start: 16:00 Flag 16:14 End: 16:16

# BMCRC - MRO Championships 2021 - Rnd 2 @ Snetterton 300

## BMCRC Rookie 600 & 1000

### RACE 16 - SECTOR ANALYSIS



SECTOR 1 = FL to I1, SECTOR 2 = I1 to FL, DIFF = Difference To Personal Best Lap, P = Crossed Finish Line in Pit Lane, D = Time Disallowed

P21 51 600 Ross CLARKE			Kawasaki ZX600RR - Ross clarke Farriery			
IDEAL LAP TIME : 2:06.623		BEST LAP TIME : 2:06.719		DIFFERENCE : 0.096		
LAP	SECTOR 1	SECTOR 2	LAP TIME	MPH	DIFF	TIME OF DAY
1 -		43.730	3:08.660	56.65	1:01.941	16:03:36.193
2 -	1:24.968	43.983	2:08.951	82.88	2.232	16:05:45.144
3 -	1:25.352	42.945	2:08.297	83.30	1.578	16:07:53.441
4 -	1:24.570	43.143	2:07.713 (3)	83.68	0.994	16:10:01.154
5 -	<b>1:24.026</b>	44.304	2:08.330	83.28	1.611	16:12:09.484
6 -	1:24.080	42.639	<b>2:06.719 (1)</b>	<b>84.34</b>		<b>16:14:16.203</b>
7 -	1:24.319	<b>42.597</b>	2:06.916 (2)	84.21	0.197	16:16:23.119

P22 231 600 Craig MOORE			Yamaha R6 - AM Scaffolding			
IDEAL LAP TIME : 2:06.919		BEST LAP TIME : 2:07.580		DIFFERENCE : 0.661		
LAP	SECTOR 1	SECTOR 2	LAP TIME	MPH	DIFF	TIME OF DAY
1 -		43.396	3:09.112	56.51	1:01.532	16:03:36.645
2 -	1:25.595	43.375	2:08.970	82.87	1.390	16:05:45.615
3 -	1:25.922	<b>42.410</b>	2:08.332	83.28	0.752	16:07:53.947
4 -	1:24.797	42.783	<b>2:07.580 (1)</b>	<b>83.77</b>		<b>16:10:01.527</b>
5 -	<b>1:24.509</b>	43.281	2:07.790 (2)	83.63	0.210	16:12:09.317
6 -	1:25.684	43.925	2:09.609	82.46	2.029	16:14:18.926
7 -	1:25.038	43.270	2:08.308 (3)	83.30	0.728	16:16:27.234

P23 45 1000 Glenn SMITH			Kawasaki ZX10R -			
IDEAL LAP TIME : 2:14.787		BEST LAP TIME : 2:14.986		DIFFERENCE : 0.199		
LAP	SECTOR 1	SECTOR 2	LAP TIME	MPH	DIFF	TIME OF DAY
1 -		45.241	2:24.901	73.76	9.915	16:02:52.434
2 -	1:30.530	<b>44.925</b>	2:15.455 (2)	78.90	0.469	16:05:07.889
3 -	<b>1:29.862</b>	45.124	<b>2:14.986 (1)</b>	<b>79.17</b>		<b>16:07:22.875</b>
4 -	1:30.741	45.942	2:16.683 (3)	78.19	1.697	16:09:39.558
5 -	1:31.431	45.818	2:17.249	77.87	2.263	16:11:56.807
6 -	1:32.163	45.857	2:18.020	77.43	3.034	16:14:14.827
7 -	1:33.037	46.207	2:19.244	76.75	4.258	16:16:34.071

P24 30 1000 Mariusz SAWICKI			BMW S1000RR - MMS Decorators(uk)ltd			
IDEAL LAP TIME : 2:14.884		BEST LAP TIME : 2:16.916		DIFFERENCE : 2.032		
LAP	SECTOR 1	SECTOR 2	LAP TIME	MPH	DIFF	TIME OF DAY
1 -		45.624	2:25.808	73.30	8.892	16:02:53.341
2 -	1:31.567	45.632	2:17.199 (2)	77.90	0.283	16:05:10.540
3 -	1:31.340	46.424	2:17.764	77.58	0.848	16:07:28.304
4 -	1:31.513	<b>45.403</b>	<b>2:16.916 (1)</b>	<b>78.06</b>		<b>16:09:45.220</b>
5 -	1:32.300	46.265	2:18.565	77.13	1.649	16:12:03.785
6 -	<b>1:29.481</b>	47.971	2:17.452 (3)	77.75	0.536	16:14:21.237
7 -	1:31.918	45.661	2:17.579	77.68	0.663	16:16:38.816

P25 228 600 Paul McFADDEN			Kawasaki ZX636 -			
IDEAL LAP TIME : 2:09.828		BEST LAP TIME : 2:09.831		DIFFERENCE : 0.003		
LAP	SECTOR 1	SECTOR 2	LAP TIME	MPH	DIFF	TIME OF DAY
1 -		43.855	3:11.780	55.73	1:01.949	16:03:39.313
2 -	1:27.831	44.211	2:12.042	80.94	2.211	16:05:51.355
3 -	1:26.912	44.339	2:11.251 (3)	81.43	1.420	16:08:02.606
4 -	1:29.819	<b>43.265</b>	2:13.084	80.31	3.253	16:10:15.690
5 -	<b>1:26.563</b>	43.268	<b>2:09.831 (1)</b>	<b>82.32</b>		<b>16:12:25.521</b>
6 -	1:27.004	44.149	2:11.153 (2)	81.49	1.322	16:14:36.674

Weather / Track : Sunny / Dry

Snetterton 300  
Circuit Length = 2.9689 miles  
Start: 16:00 Flag 16:14 End: 16:16

# BMCRC - MRO Championships 2021 - Rnd 2 @ Snetterton 300

## BMCRC Rookie 600 & 1000

### RACE 16 - SECTOR ANALYSIS



SECTOR 1 = FL to I1, SECTOR 2 = I1 to FL, DIFF = Difference To Personal Best Lap, P = Crossed Finish Line in Pit Lane, D = Time Disallowed

P26 636 600 Matthew MILLS			Kawasaki ZX6R -			
IDEAL LAP TIME : 2:11.839		BEST LAP TIME : 2:11.872		DIFFERENCE : 0.033		
LAP	SECTOR 1	SECTOR 2	LAP TIME	MPH	DIFF	TIME OF DAY
1 -		46.559	3:16.015	54.52	1:04.143	16:03:43.548
2 -	1:29.459	44.572	2:14.031	79.74	2.159	16:05:57.579
3 -	1:28.477	44.327	2:12.804 (2)	80.48	0.932	16:08:10.383
4 -	1:28.717	<b>44.207</b>	2:12.924 (3)	80.40	1.052	16:10:23.307
5 -	<b>1:27.632</b>	44.240	<b>2:11.872 (1)</b>	<b>81.04</b>		<b>16:12:35.179</b>
6 -	1:29.832	44.539	2:14.371	79.54	2.499	16:14:49.550

P27 62 600 Oliver NUNN			Yamaha R6 - IT UK & STVL			
IDEAL LAP TIME : 2:12.599		BEST LAP TIME : 2:13.063		DIFFERENCE : 0.464		
LAP	SECTOR 1	SECTOR 2	LAP TIME	MPH	DIFF	TIME OF DAY
1 -		46.083	3:20.113	53.41	1:07.050	16:03:47.646
2 -	1:30.689	45.008	2:15.697	78.76	2.634	16:06:03.343
3 -	1:30.341	45.049	2:15.390	78.94	2.327	16:08:18.733
4 -	<b>1:28.429</b>	44.634	<b>2:13.063 (1)</b>	<b>80.32</b>		<b>16:10:31.796</b>
5 -	1:29.090	<b>44.170</b>	2:13.260 (2)	80.20	0.197	16:12:45.056
6 -	1:29.334	46.055	2:15.389 (3)	78.94	2.326	16:15:00.445

P28 98 600 Timothy WALSH			Triumph 675 - T P WALSH PHE			
IDEAL LAP TIME : 2:14.881		BEST LAP TIME : 2:15.334		DIFFERENCE : 0.453		
LAP	SECTOR 1	SECTOR 2	LAP TIME	MPH	DIFF	TIME OF DAY
1 -		45.903	3:19.695	53.52	1:04.361	16:03:47.228
2 -	1:29.679	<b>45.655</b>	<b>2:15.334 (1)</b>	<b>78.97</b>		<b>16:06:02.562</b>
3 -	1:30.413	47.043	2:17.456 (3)	77.75	2.122	16:08:20.018
4 -	<b>1:29.226</b>	46.440	2:15.666 (2)	78.78	0.332	16:10:35.684
5 -	1:30.994	46.631	2:17.625	77.66	2.291	16:12:53.309
6 -	1:31.729	46.612	2:18.341	77.25	3.007	16:15:11.650

P29 76 600 Paul BOXALL			Yamaha R6 - WG Tyres			
IDEAL LAP TIME : 2:16.726		BEST LAP TIME : 2:16.966		DIFFERENCE : 0.240		
LAP	SECTOR 1	SECTOR 2	LAP TIME	MPH	DIFF	TIME OF DAY
1 -		46.087	3:16.769	54.31	59.803	16:03:44.302
2 -	1:31.782	46.068	2:17.850	77.53	0.884	16:06:02.152
3 -	1:32.250	46.347	2:18.597	77.11	1.631	16:08:20.749
4 -	1:31.444	46.087	2:17.531 (3)	77.71	0.565	16:10:38.280
5 -	<b>1:31.185</b>	45.781	<b>2:16.966 (1)</b>	<b>78.03</b>		<b>16:12:55.246</b>
6 -	1:31.517	<b>45.541</b>	2:17.058 (2)	77.98	0.092	16:15:12.304

P30 500 1000 Jeremy BARRETT			Honda FIREBLADE -			
IDEAL LAP TIME : 2:23.932		BEST LAP TIME : 2:24.528		DIFFERENCE : 0.596		
LAP	SECTOR 1	SECTOR 2	LAP TIME	MPH	DIFF	TIME OF DAY
1 -		49.403	2:36.216	68.41	11.688	16:03:03.749
2 -	1:40.207	49.860	2:30.067	71.22	5.539	16:05:33.816
3 -	1:39.684	48.481	2:28.165	72.13	3.637	16:08:01.981
4 -	1:36.824	<b>47.704</b>	<b>2:24.528 (1)</b>	<b>73.95</b>		<b>16:10:26.509</b>
5 -	1:36.842	48.038	2:24.880 (2)	73.77	0.352	16:12:51.389
6 -	<b>1:36.228</b>	48.691	2:24.919 (3)	73.75	0.391	16:15:16.308

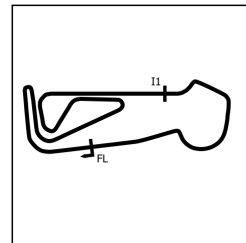
Weather / Track : Sunny / Dry

Snetterton 300  
Circuit Length = 2.9689 miles  
Start: 16:00 Flag 16:14 End: 16:16

# BMCRC - MRO Championships 2021 - Rnd 2 @ Snetterton 300

## BMCRC Rookie 600 & 1000

### RACE 16 - SECTOR ANALYSIS



SECTOR 1 = FL to I1, SECTOR 2 = I1 to FL, DIFF = Difference To Personal Best Lap, P = Crossed Finish Line in Pit Lane, D = Time Disallowed

<b>P31 686 600</b>		<b>Liam SPILLER</b>		Honda CBR 600RR - Liam Spiller		
IDEAL LAP TIME : 2:18.667		BEST LAP TIME : 2:19.058		DIFFERENCE : 0.391		
LAP	SECTOR 1	SECTOR 2	LAP TIME	MPH	DIFF	TIME OF DAY
1 -		47.010	3:22.736	52.71	1:03.678	16:03:50.269
2 -	1:32.863	47.207	2:20.070	76.30	1.012	16:06:10.339
3 -	1:32.302	47.476	2:19.778 (2)	76.46	0.720	16:08:30.117
4 -	<b>1:31.833</b>	47.225	<b>2:19.058 (1)</b>	<b>76.86</b>		<b>16:10:49.175</b>
5 -	1:33.007	<b>46.834</b>	2:19.841 (3)	76.43	0.783	16:13:09.016
6 -	1:32.943	46.930	2:19.873	76.41	0.815	16:15:28.889

<b>P32 15 1000</b>		<b>Will LONGDEN</b>		Yamaha R1M -		
IDEAL LAP TIME : 2:28.316		BEST LAP TIME : 2:28.412		DIFFERENCE : 0.096		
LAP	SECTOR 1	SECTOR 2	LAP TIME	MPH	DIFF	TIME OF DAY
1 -		49.682	2:35.772	68.61	7.360	16:03:03.305
2 -	1:39.819	49.873	2:29.692 (3)	71.40	1.280	16:05:32.997
3 -	1:39.446	<b>48.966</b>	<b>2:28.412 (1)</b>	<b>72.01</b>		<b>16:08:01.409</b>
4 -	<b>1:39.350</b>	50.038	2:29.388 (2)	71.54	0.976	16:10:30.797
5 -	1:41.470	49.896	2:31.366	70.61	2.954	16:13:02.163
6 -	1:42.696	50.903	2:33.599	69.58	5.187	16:15:35.762

<b>P33 25 600</b>		<b>Killian O'DRISCOLL-HADJI</b>		Suzuki GSXR 600 -		
IDEAL LAP TIME : 2:22.576		BEST LAP TIME : 2:23.362		DIFFERENCE : 0.786		
LAP	SECTOR 1	SECTOR 2	LAP TIME	MPH	DIFF	TIME OF DAY
1 -		48.305	3:22.471	52.78	59.109	16:03:50.004
2 -	1:35.358	48.310	2:23.668 (2)	74.39	0.306	16:06:13.672
3 -	<b>1:34.457</b>	48.905	<b>2:23.362 (1)</b>	<b>74.55</b>		<b>16:08:37.034</b>
4 -	1:35.876	<b>48.119</b>	2:23.995 (3)	74.22	0.633	16:11:01.029
5 -	1:35.961	48.985	2:24.946	73.73	1.584	16:13:25.975
6 -	1:35.736	48.739	2:24.475	73.97	1.113	16:15:50.450

<b>P34 42 600</b>		<b>Kai EVANS</b>		Suzuki GSXR 600 - CBS Ltd Construction and Engineering		
IDEAL LAP TIME : 2:25.592		BEST LAP TIME : 2:26.088		DIFFERENCE : 0.496		
LAP	SECTOR 1	SECTOR 2	LAP TIME	MPH	DIFF	TIME OF DAY
1 -		50.041	3:30.559	50.76	1:04.471	16:03:58.092
2 -	<b>1:36.199</b>	49.889	<b>2:26.088 (1)</b>	<b>73.16</b>		<b>16:06:24.180</b>
3 -	1:36.665	50.068	2:26.733 (3)	72.84	0.645	16:08:50.913
4 -	1:37.303	<b>49.393</b>	2:26.696 (2)	72.85	0.608	16:11:17.609
5 -	1:36.559	50.267	2:26.826	72.79	0.738	16:13:44.435
6 -	1:37.959	50.942	2:28.901	71.77	2.813	16:16:13.336

<b>P35 63 600</b>		<b>Robert BUSH</b>		Suzuki GSXR 600 - Legacy Racing		
IDEAL LAP TIME : 2:41.587		BEST LAP TIME : 2:41.615		DIFFERENCE : 0.028		
LAP	SECTOR 1	SECTOR 2	LAP TIME	MPH	DIFF	TIME OF DAY
1 -		54.623	3:42.766	47.97	1:01.151	16:04:10.299
2 -	1:47.699	<b>53.916</b>	<b>2:41.615 (1)</b>	<b>66.13</b>		<b>16:06:51.914</b>
3 -	1:48.213	54.724	2:42.937 (2)	65.59	1.322	16:09:34.851
4 -	<b>1:47.671</b>	55.648	2:43.319 (3)	65.44	1.704	16:12:18.170
5 -	1:49.087	54.649	2:43.736	65.27	2.121	16:15:01.906

<b>P36 174 600</b>		<b>Adam DOCKSEY</b>		Kawasaki ZX-6 -		
IDEAL LAP TIME : 2:22.289		BEST LAP TIME : 2:22.366		DIFFERENCE : 0.077		
LAP	SECTOR 1	SECTOR 2	LAP TIME	MPH	DIFF	TIME OF DAY
1 -		48.776	3:27.623	51.47	1:05.257	16:03:55.156
2 -	1:36.653	49.267	2:25.920	73.24	3.554	16:06:21.076
3 -	<b>1:33.910</b>	48.456	<b>2:22.366 (1)</b>	<b>75.07</b>		<b>16:08:43.442</b>
4 -	1:34.820	48.648	2:23.468 (2)	74.49	1.102	16:11:06.910
5 -	1:35.350	<b>48.379</b>	2:23.729 (3)	74.36	1.363	16:13:30.639

Weather / Track : Sunny / Dry

Snetterton 300  
Circuit Length = 2.9689 miles  
Start: 16:00 Flag 16:14 End: 16:16

# BMCRC - MRO Championships 2021 - Rnd 2 @ Snetterton 300

## BMCRC Rookie 600 & 1000

### RACE 16 - SECTOR ANALYSIS



SECTOR 1 = FL to I1, SECTOR 2 = I1 to FL, DIFF = Difference To Personal Best Lap, P = Crossed Finish Line in Pit Lane, D = Time Disallowed

LAP	SECTOR 1	SECTOR 2	LAP TIME	MPH	DIFF	TIME OF DAY
<b>P37 123 1000 James VINCER</b>	Yamaha YZFR1 - Keam Electrical Services					
IDEAL LAP TIME :		BEST LAP TIME : 2:09.690		DIFFERENCE :		
1 -		<b>41.625</b>	<b>2:09.690 (1)</b>	<b>82.41</b>		<b>16:02:37.223</b>
<b>P38 456 600 Jake MOLONEY</b>	Yamaha R6 -					
IDEAL LAP TIME : 2:30.476		BEST LAP TIME : 3:27.202		DIFFERENCE : 56.726		
1 -		<b>49.637</b>	<b>3:27.202 (1)</b>	<b>51.58</b>		<b>16:03:54.735</b>

# BMCRC - MRO Championships 2021 - Rnd 2 @ Snetterton 300

## BMCRC Rookie 600 & 1000

### RACE 16 - BEST SECTORS

SECTOR 1				SECTOR 2				IDEAL / BEST COMPARISON				
POS	NO	NAME	TIME	NO	NAME	TIME	POS	NO	NAME	IDEAL	BEST	DIFF
									<b>PERFECT LAP</b>	<b>1:57.822</b>		
1	100	HUNTER	1:18.865	100	HUNTER	38.957	1	100	HUNTER	1:57.822	1:58.190	0.368
2	53	McGLYNN	1:19.274	53	McGLYNN	39.507	2	53	McGLYNN	1:58.781	1:59.116	0.335
3	110	CLARKE	1:19.984	110	CLARKE	39.972	3	110	CLARKE	1:59.956	2:00.565	0.609
4	508	McFADDEN	1:20.363	508	McFADDEN	40.713	4	508	McFADDEN	2:01.076	2:01.165	0.089
5	200	BURNHAM	1:20.983	200	BURNHAM	40.997	5	200	BURNHAM	2:01.980	2:02.688	0.708
6	344	WILLIAMS	1:21.722	344	WILLIAMS	41.066	6	344	WILLIAMS	2:02.788	2:03.127	0.339
7	212	PALLET	1:21.744	212	PALLET	41.089	7	212	PALLET	2:02.833	2:02.907	0.074
8	19	GRANT	1:21.751	123	VINCER	41.625	8	19	GRANT	2:04.039	2:05.196	1.157
9	501	COID	1:22.954	501	COID	41.627	9	501	COID	2:04.581	2:04.581	0.000
10	201	WEST	1:22.963	201	WEST	42.014	10	201	WEST	2:04.977	2:05.165	0.188
11	86	LOPES	1:23.938	86	LOPES	42.170	11	86	LOPES	2:06.108	2:06.824	0.716
12	51	CLARKE	1:24.026	19	GRANT	42.288	12	51	CLARKE	2:06.623	2:06.719	0.096
13	163	BIGUZZI	1:24.368	231	MOORE	42.410	13	231	MOORE	2:06.919	2:07.580	0.661
14	231	MOORE	1:24.509	175	PESTANA	42.535	14	163	BIGUZZI	2:07.022	2:07.038	0.016
15	175	PESTANA	1:24.633	51	CLARKE	42.597	15	175	PESTANA	2:07.168	2:07.673	0.505
16	300	CARPENTER	1:25.880	163	BIGUZZI	42.654	16	180	OVEL	2:09.760	2:09.850	0.090
17	180	OVEL	1:26.204	147	SKEVINGTON	43.175	17	228	McFADDEN	2:09.828	2:09.831	0.003
18	228	McFADDEN	1:26.563	228	McFADDEN	43.265	18	147	SKEVINGTON	2:09.917	2:10.480	0.563
19	147	SKEVINGTON	1:26.742	261	GREGORIO	43.301	19	300	CARPENTER	2:10.060	2:10.724	0.664
20	107	WILLIAMSON	1:26.877	180	OVEL	43.556	20	261	GREGORIO	2:10.195	2:10.788	0.593
21	261	GREGORIO	1:26.894	107	WILLIAMSON	43.681	21	107	WILLIAMSON	2:10.558	2:11.219	0.661
22	999	DWYER	1:27.316	999	DWYER	44.098	22	999	DWYER	2:11.414	2:11.765	0.351
23	636	MILLS	1:27.632	82	MORRIS	44.106	23	636	MILLS	2:11.839	2:11.872	0.033
24	82	MORRIS	1:28.169	62	NUNN	44.170	24	82	MORRIS	2:12.275	2:12.275	0.000
25	62	NUNN	1:28.429	300	CARPENTER	44.180	25	62	NUNN	2:12.599	2:13.063	0.464
26	98	WALSH	1:29.226	636	MILLS	44.207	26	45	SMITH	2:14.787	2:14.986	0.199
27	30	SAWICKI	1:29.481	45	SMITH	44.925	27	98	WALSH	2:14.881	2:15.334	0.453
28	45	SMITH	1:29.862	30	SAWICKI	45.403	28	30	SAWICKI	2:14.884	2:16.916	2.032
29	76	BOXALL	1:31.185	76	BOXALL	45.541	29	76	BOXALL	2:16.726	2:16.966	0.240
30	686	SPILLER	1:31.833	98	WALSH	45.655	30	686	SPILLER	2:18.667	2:19.058	0.391
31	174	DOCKSEY	1:33.910	686	SPILLER	46.834	31	174	DOCKSEY	2:22.289	2:22.366	0.077
32	25	O'DRISCOLL-HADJI	1:34.457	500	BARRETT	47.704	32	25	O'DRISCOLL-HADJI	2:22.576	2:23.362	0.786
33	42	EVANS	1:36.199	25	O'DRISCOLL-HADJI	48.119	33	500	BARRETT	2:23.932	2:24.528	0.596
34	500	BARRETT	1:36.228	174	DOCKSEY	48.379	34	42	EVANS	2:25.592	2:26.088	0.496
35	15	LONGDEN	1:39.350	15	LONGDEN	48.966	35	15	LONGDEN	2:28.316	2:28.412	0.096
36	456	MOLONEY	1:40.839	42	EVANS	49.393	36	456	MOLONEY	2:30.476	3:27.202	56.726
37	63	BUSH	1:47.671	456	MOLONEY	49.637	37	63	BUSH	2:41.587	2:41.615	0.028
38				63	BUSH	53.916	38	123	VINCER		2:09.690	

Weather / Track : Sunny / Dry

Snetterton 300

Circuit Length = 2.9689 miles

Start: 16:00 Flag 16:14 End: 16:16

Results can be found at [www.tsl-timing.com](http://www.tsl-timing.com)

Printed - 16:17 Sunday, 30 May 2021



# BMCRC - MRO Championships 2021 - Rnd 2 @ Snetterton 300

## BMCRC Rookie 600 & 1000

### RACE 16 - STATISTICS

**Competitors Started** 38  
**Planned Start** 2021-05-30 @ 16:05:00.000  
**Actual Start** 2021-05-30 @ 16:00:27.532  
**Finish Time** 2021-05-30 @ 16:14:32.245  
**Track Length** 2.9689mi.  
**Total Laps** 240  
**Total Distance Covered** 712.5387mi.

#### Session Fastest Lap History

NO	CL	NAME	LAP TIME	TIME OF DAY	LAP	VEHICLE
110	1000	Michael CLARKE	<b>2:04.956</b>	16:02:32.489	1	Yamaha R1
53	1000	Seamus McGLYNN	<b>1:59.163</b>	16:04:31.776	2	Yamaha R1
53	1000	Seamus McGLYNN	<b>1:59.116</b>	16:06:30.907	3	Yamaha R1
100	1000	Antony HUNTER	<b>1:59.031</b>	16:06:32.034	3	Kawasaki ZX10
100	1000	Antony HUNTER	<b>1:58.190</b>	16:14:32.263	7	Kawasaki ZX10

#### Session Leader History

NO	CL	NAME	FROM LAP	LAPS LED	DISTANCE	VEHICLE
110	1000	Michael CLARKE	1	1	2.96 miles	Yamaha R1
53	1000	Seamus McGLYNN	2	5	14.84 miles	Yamaha R1
100	1000	Antony HUNTER	7	1	2.96 miles	Kawasaki ZX10

#### Flag History

TYPE	TIME OF DAY
GREEN	16:00:27.532
FINISH	16:14:32.245

#### Flag Statistics

TYPE	COUNT	TOTAL LAPS	TOTAL TIME
Green	1	7	16:26.158
Red	0	0	0.000
Safety Car	0	0	0.000
FCY	0	0	0.000

# BMCRC - MRO Championships 2021 - Rnd 2 @ Snetterton 300

## BMCRC Rookie 600 & 1000

### RACE 16 - STATISTICS

CLASS : 1000

22 Starters

#### Fastest Lap History

NO	NAME	LAP TIME	TIME OF DAY	LAP	VEHICLE
110	Michael CLARKE	2:04.956	16:02:32.489	1	Yamaha R1
53	Seamus McGLYNN	1:59.163	16:04:31.776	2	Yamaha R1
53	Seamus McGLYNN	1:59.116	16:06:30.907	3	Yamaha R1
100	Antony HUNTER	1:59.031	16:06:32.034	3	Kawasaki ZX10
100	Antony HUNTER	1:58.190	16:14:32.263	7	Kawasaki ZX10

#### Leader History

NO	NAME	FROM LAP	LAPS LED	DISTANCE	VEHICLE
110	Michael CLARKE	1	1	2.96 miles	Yamaha R1
53	Seamus McGLYNN	2	5	14.84 miles	Yamaha R1
100	Antony HUNTER	7	1	2.96 miles	Kawasaki ZX10

# BMCRC - MRO Championships 2021 - Rnd 2 @ Snetterton 300

## BMCRC Rookie 600 & 1000

### RACE 16 - STATISTICS

**CLASS : 600**

16 Starters

#### Fastest Lap History

NO	NAME	LAP TIME	TIME OF DAY	LAP	VEHICLE
200	Dan BURNHAM	<b>3:03.237</b>	16:03:30.770	1	Triumph Daytona 675
200	Dan BURNHAM	<b>2:04.101</b>	16:05:34.877	2	Triumph Daytona 675
200	Dan BURNHAM	<b>2:02.825</b>	16:09:42.582	4	Triumph Daytona 675
200	Dan BURNHAM	<b>2:02.688</b>	16:13:48.599	6	Triumph Daytona 675

#### Leader History

NO	NAME	FROM LAP	LAPS LED	DISTANCE	VEHICLE
200	Dan BURNHAM	1	7	20.78 miles	Triumph Daytona 675

# BMCRC-MRO Championships 2021



## **BMCRC THUNDERBIKE EXTREME & TBR PERFORMANCE ULTRA** Supported by Steve Jordan Motorcycles

**Snetterton 300**

**29<sup>th</sup> / 30<sup>th</sup> May 2021**



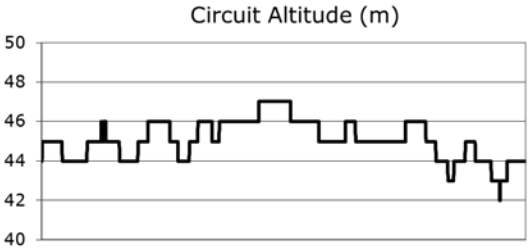
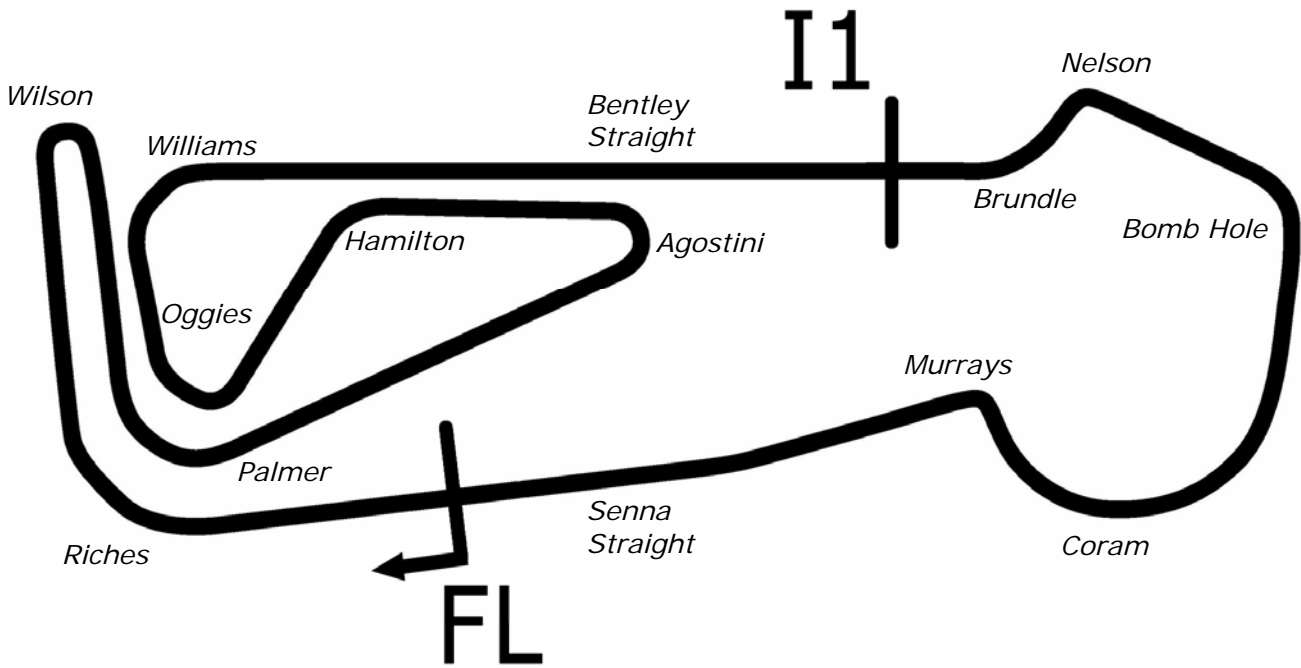
Results Provided by Timing Solutions Ltd  
[www.tsl-timing.com](http://www.tsl-timing.com)

# Snetterton 300



SPORTS TIMING

TIMING SOLUTIONS LTD



Length	2.9689 miles	4778.0 m	
FL		52.46340 N	0.94476 E
I1	3198m	52.46617 N	0.94964 E
Pit Entry	4572m	52.46364 N	0.94774 E
Pit Exit	40m after FL	52.46338 N	0.94420 E
Pit Entry–Pit Exit 246m, 14.7s @60kph, 11.0s @80kph			

All results available at [www.tsl-timing.com](http://www.tsl-timing.com)

# BMCRC - MRO Championships 2021 - Rnd 2 @ Snetterton 300

## Thunderbike Ultra & BMCRC Rookie 1000

### QUALIFYING - CLASSIFICATION



POS	NO	CL	PIC NAME	ENTRY	TIME	ON	LAPS	GAP	DIFF	MPH
1	11	U	1 Josh HARVEY	Yamaha R1 - NR Racing	1:59.706	3	4			89.28
2	100	1000	1 Antony HUNTER	Kawasaki ZX10 - Uncletoms motoring centre	2:00.568	3	6	0.862	0.862	88.64
3	53	1000	2 Seamus McGLYNN	Yamaha R1 -	2:02.277	5	5	2.571	1.709	87.40
4	508	1000	3 Daniel McFADDEN	Kawasaki ZX10RR -	2:02.278	4	5	2.572	0.001	87.40
5	43	U	2 Steve PALMER	Suzuki GSXR1000 K6 - K6/Mk1 Transit racing	2:03.126	3	5	3.420	0.848	86.80
6	5	U	3 Stacey KILLWORTH	Suzuki GSXR 1000 - Greenplant/Everns	2:03.148	4	5	3.442	0.022	86.79
7	41	U	4 David ABRAHAM	Yamaha R1 - Cambridge Motorcycles	2:04.089	3	5	4.383	0.941	86.13
8	344	1000	4 Andrew WILLIAMS	Suzuki GSXR1000 - Standard signs	2:04.125	5	6	4.419	0.036	86.10
9	19	1000	5 Lee GRANT	Yamaha R1M - Grant carpentry and construction ltd	2:05.404	4	5	5.698	1.279	85.22
10	80	U	5 Mike YATES	Ducati 1198 - R-EM Tyre Covers	2:05.601	3	4	5.895	0.197	85.09
11	165	U	6 Richard BUTT	Suzuki GSXR1000 -	2:05.798	5	6	6.092	0.197	84.96
12	421	U	7 Daniel TINSLEY	Yamaha R1 -	2:06.176	4	5	6.470	0.378	84.70
13	201	1000	6 Scott WEST	Suzuki GSXR1000 -	2:06.344	4	5	6.638	0.168	84.59
14	102	U	8 James FEARN	Suzuki GSXR1000 - Jwf tiling, palmer race skool, the f	2:06.537	5	6	6.831	0.193	84.46
15	90	U	9 Edward WATSON	Suzuki GSXR 1000 - TEA Time Racing	2:06.603	4	6	6.897	0.066	84.42
16	78	U	10 Jamie THOMAS	Suzuki GSXR 1000 - Team RubyRacing	2:06.673	2	5	6.967	0.070	84.37
17	29	U	11 Cecil DINSMORE	Suzuki GSXR 1000 - KnC Motorsport	2:06.713	4	5	7.007	0.040	84.34
18	110	1000	7 Michael CLARKE	Yamaha R1 - BIKEBASE.ltd	2:06.845	4	5	7.139	0.132	84.26
19	82	U	12 Matt HINNELLS	Yamaha R1 - BD Racing	2:07.039	5	6	7.333	0.194	84.13
20	258	U	13 Ande FRIEND	Kawasaki ZX10R - Flying colours Motorcycle Training	2:07.052	5	5	7.346	0.013	84.12
21	60	U	14 Liam McCARTER	Yamaha R1 -	2:07.838	4	5	8.132	0.786	83.60
22	123	1000	8 James VINCER	Yamaha YZFR1 - Keam Electrical Services	2:08.142	4	5	8.436	0.304	83.40
23	17	U	15 Jordan KILLWORTH	Kawasaki ZX-10R -	2:08.369	5	5	8.663	0.227	83.26
24	175	1000	9 Arlindo PESTANA	BMW S1000RR - Pep's racing	2:09.343	3	5	9.637	0.974	82.63
25	163	1000	10 Riccardo BIGUZZI	BMW S1000RR - Jardiner	2:11.337	4	5	11.631	1.994	81.37
26	23	U	16 Justin ROSE	Yamaha R1 -	2:11.710	4	5	12.004	0.373	81.14
27	107	1000	11 Dave WILLIAMSON	Kawasaki ZX10R -	2:12.226	2	5	12.520	0.516	80.83
28	999	1000	12 Jack DWYER	Suzuki GSXR750 SRAD -	2:14.778	4	5	15.072	2.552	79.30
29	86	1000	13 Frederico LOPES	Yamaha R1 - FLR Procurement Ltd	2:15.242	3	3	15.536	0.464	79.02
30	180	1000	14 Mark OVEL	Yamaha R1 - I NEED A SPONSOR	2:15.243	4	5	15.537	0.001	79.02
31	147	1000	15 Mark SKEVINGTON	Suzuki GSXR 1000 -	2:15.349	5	5	15.643	0.106	78.96
32	82	1000	16 Paul MORRIS	Suzuki GSXR 1000 - Rpm Performance & Engineering	2:15.505	4	5	15.799	0.156	78.87
33	20	U	17 Connor SWYER	Suzuki GSXR 1000 K6 - WSC Performance & Owkay clo	2:17.088	4	5	17.382	1.583	77.96
34	45	1000	17 Glenn SMITH	Kawasaki ZX10R -	2:18.988	3	4	19.282	1.900	76.89
35	261	1000	18 Roberto Di GREGORIO	Ducati 899 PANIGALE -	2:19.003	5	5	19.297	0.015	76.89
36	300	1000	19 Aaren CARPENTER	Kawasaki ZX10R -	2:20.479	4	5	20.773	1.476	76.08
37	30	1000	20 Mariusz SAWICKI	BMW S1000RR - MMS Decorators(uk)ltd	2:20.821	2	4	21.115	0.342	75.89
38	15	1000	21 Will LONGDEN	Yamaha R1M -	2:22.663	3	4	22.957	1.842	74.91
39	21	U	18 Danny BRENNAN	Yamaha R1 - Greenplantuk	2:22.783	3	4	23.077	0.120	74.85
40	500	1000	22 Jeremy BARRETT	Honda FIREBLADE -	2:24.749	2	5	25.043	1.966	73.83

Weather / Track : Cloudy / Dry

These results are provisional until the conclusion of any judicial and technical matters.

Snetterton 300

Circuit Length = 2.9689 miles

Start: 09:16 Flag 09:27 End: 09:29

Clerk Of Course :	Stewards :	Timekeeper : Craig Smith
-------------------	------------	--------------------------

Results can be found at [www.tsl-timing.com](http://www.tsl-timing.com)

Printed - 09:30 Saturday, 29 May 2021



# BMCRC - MRO Championships 2021 - Rnd 2 @ Snetterton 300

## Thunderbike Ultra & BMCRC Rookie 1000

### QUALIFYING - SECTOR ANALYSIS



SECTOR 1 = FL to I1, SECTOR 2 = I1 to FL, DIFF = Difference To Personal Best Lap, P = Crossed Finish Line in Pit Lane, D = Time Disallowed

P1 11 U		Josh HARVEY		Yamaha R1 - NR Racing			
IDEAL LAP TIME : 1:59.706		BEST LAP TIME : 1:59.706		DIFFERENCE : 0.000			
LAP	SECTOR 1	SECTOR 2	LAP TIME	MPH	DIFF	TIME OF DAY	
1 -	1:26.787	42.780	2:09.567	82.49	9.861	09:18:57.167	
2 -	1:21.916	40.511	2:02.427 (3)	87.30	2.721	09:20:59.594	
3 -	<b>1:19.413</b>	<b>40.293</b>	<b>1:59.706 (1)</b>	<b>89.28</b>		<b>09:22:59.300</b>	
4 -	1:20.163	40.394	2:00.557 (2)	88.65	0.851	09:24:59.857	

P2 100 1000		Antony HUNTER		Kawasaki ZX10 - Uncletoms motoring centre			
IDEAL LAP TIME : 2:00.568		BEST LAP TIME : 2:00.568		DIFFERENCE : 0.000			
LAP	SECTOR 1	SECTOR 2	LAP TIME	MPH	DIFF	TIME OF DAY	
1 -	1:24.866	40.908	2:05.774 (3)	84.97	5.206	09:18:24.663	
2 -	1:20.567	40.599	2:01.166 (2)	88.21	0.598	09:20:25.829	
3 -	<b>1:20.537</b>	<b>40.031</b>	<b>2:00.568 (1)</b>	<b>88.64</b>		<b>09:22:26.397</b>	
4 -	1:30.003	43.930	2:13.933	79.80	13.365	09:24:40.330	
5 -	1:23.538	44.198	2:07.736	83.67	7.168	09:26:48.066	
6 -	1:26.107	48.839	2:14.946	79.20	14.378	09:29:03.012	

P3 53 1000		Seamus McGLYNN		Yamaha R1 -			
IDEAL LAP TIME : 2:02.108		BEST LAP TIME : 2:02.277		DIFFERENCE : 0.169			
LAP	SECTOR 1	SECTOR 2	LAP TIME	MPH	DIFF	TIME OF DAY	
1 -	1:34.316	43.303	2:17.619	77.66	15.342	09:19:05.463	
2 -	1:24.571	42.157	2:06.728	84.33	4.451	09:21:12.191	
3 -	<b>1:21.414</b>	40.880	2:02.294 (2)	87.39	0.017	09:23:14.485	
4 -	1:21.842	41.159	2:03.001 (3)	86.89	0.724	09:25:17.486	
5 -	1:21.583	<b>40.694</b>	<b>2:02.277 (1)</b>	<b>87.40</b>		<b>09:27:19.763</b>	

P4 508 1000		Daniel McFADDEN		Kawasaki ZX10RR -			
IDEAL LAP TIME : 2:01.286		BEST LAP TIME : 2:02.278		DIFFERENCE : 0.992			
LAP	SECTOR 1	SECTOR 2	LAP TIME	MPH	DIFF	TIME OF DAY	
1 -	1:33.423	42.250	2:15.673	78.77	13.395	09:19:09.996	
2 -	1:22.163	42.495	2:04.658 (3)	85.73	2.380	09:21:14.654	
3 -	1:24.396	41.101	2:05.497	85.16	3.219	09:23:20.151	
4 -	1:21.254	<b>41.024</b>	<b>2:02.278 (1)</b>	<b>87.40</b>		<b>09:25:22.429</b>	
5 -	<b>1:20.262</b>	42.217	2:02.479 (2)	87.26	0.201	09:27:24.908	

P5 43 U		Steve PALMER		Suzuki GSXR1000 K6 - K6/Mk1 Transit racing			
IDEAL LAP TIME : 2:03.126		BEST LAP TIME : 2:03.126		DIFFERENCE : 0.000			
LAP	SECTOR 1	SECTOR 2	LAP TIME	MPH	DIFF	TIME OF DAY	
1 -	1:32.649	43.617	2:16.266	78.43	13.140	09:19:08.315	
2 -	1:23.555	42.112	2:05.667 (2)	85.05	2.541	09:21:13.982	
3 -	<b>1:22.131</b>	<b>40.995</b>	<b>2:03.126 (1)</b>	<b>86.80</b>		<b>09:23:17.108</b>	
4 -	1:35.050	1:01.067	2:36.117	68.46	32.991	09:25:53.225	
5 -	1:24.654	45.556	2:10.210 (3)	82.08	7.084	09:28:03.435	

P6 5 U		Stacey KILLWORTH		Suzuki GSXR 1000 - Greenplant/Everns			
IDEAL LAP TIME : 2:01.569		BEST LAP TIME : 2:03.148		DIFFERENCE : 1.579			
LAP	SECTOR 1	SECTOR 2	LAP TIME	MPH	DIFF	TIME OF DAY	
1 -	1:37.751	42.356	2:20.107	76.28	16.959	09:19:16.628	
2 -	1:24.612	41.281	2:05.893	84.89	2.745	09:21:22.521	
3 -	1:22.315	41.665	2:03.980 (3)	86.20	0.832	09:23:26.501	
4 -	1:22.384	<b>40.764</b>	<b>2:03.148 (1)</b>	<b>86.79</b>		<b>09:25:29.649</b>	
5 -	<b>1:20.805</b>	42.416	2:03.221 (2)	86.73	0.073	09:27:32.870	

Weather / Track : Cloudy / Dry

Snetterton 300  
Circuit Length = 2.9689 miles  
Start: 09:16 Flag 09:27 End: 09:29

# BMCRC - MRO Championships 2021 - Rnd 2 @ Snetterton 300

## Thunderbike Ultra & BMCRC Rookie 1000

### QUALIFYING - SECTOR ANALYSIS



SECTOR 1 = FL to I1, SECTOR 2 = I1 to FL, DIFF = Difference To Personal Best Lap, P = Crossed Finish Line in Pit Lane, D = Time Disallowed

P7 41 U		David ABRAHAM		Yamaha R1 - Cambridge Motorcycles			
IDEAL LAP TIME : 2:03.199		BEST LAP TIME : 2:04.089		DIFFERENCE : 0.890			
LAP	SECTOR 1	SECTOR 2	LAP TIME	MPH	DIFF	TIME OF DAY	
1 -	1:28.724	42.595	2:11.319	81.39	7.230	09:18:29.765	
2 -	1:23.649	41.447	2:05.096	85.43	1.007	09:20:34.861	
3 -	1:22.511	41.578	<b>2:04.089 (1)</b>	<b>86.13</b>		<b>09:22:38.950</b>	
4 -	1:22.909	<b>41.321</b>	2:04.230 (2)	86.03	0.141	09:24:43.180	
5 -	<b>1:21.878</b>	43.155	2:05.033 (3)	85.48	0.944	09:26:48.213	

P8 344 1000		Andrew WILLIAMS		Suzuki GSXR1000 - Standard signs			
IDEAL LAP TIME : 2:03.975		BEST LAP TIME : 2:04.125		DIFFERENCE : 0.150			
LAP	SECTOR 1	SECTOR 2	LAP TIME	MPH	DIFF	TIME OF DAY	
1 -	1:32.390	43.587	2:15.977	78.60	11.852	09:18:37.407	
2 -	1:24.434	<b>41.679</b>	2:06.113	84.75	1.988	09:20:43.520	
3 -	1:23.041	41.924	2:04.965 (3)	85.52	0.840	09:22:48.485	
4 -	1:23.000	41.890	2:04.890 (2)	85.57	0.765	09:24:53.375	
5 -	<b>1:22.296</b>	41.829	<b>2:04.125 (1)</b>	<b>86.10</b>		<b>09:26:57.500</b>	
6 -	1:24.463	46.826	2:11.289	81.40	7.164	09:29:08.789	

P9 19 1000		Lee GRANT		Yamaha R1M - Grant carpentry and construction ltd			
IDEAL LAP TIME : 2:04.985		BEST LAP TIME : 2:05.404		DIFFERENCE : 0.419			
LAP	SECTOR 1	SECTOR 2	LAP TIME	MPH	DIFF	TIME OF DAY	
1 -	1:30.374	42.639	2:13.013	80.35	7.609	09:19:04.197	
2 -	1:26.146	43.965	2:10.111 (3)	82.14	4.707	09:21:14.308	
3 -	1:24.352	42.616	2:06.968 (2)	84.17	1.564	09:23:21.276	
4 -	1:23.675	<b>41.729</b>	<b>2:05.404 (1)</b>	<b>85.22</b>		<b>09:25:26.680</b>	
5 -	<b>1:23.256</b>	47.673	2:10.929	81.63	5.525	09:27:37.609	

P10 80 U		Mike YATES		Ducati 1198 - R-EM Tyre Covers			
IDEAL LAP TIME : 2:05.601		BEST LAP TIME : 2:05.601		DIFFERENCE : 0.000			
LAP	SECTOR 1	SECTOR 2	LAP TIME	MPH	DIFF	TIME OF DAY	
1 -	1:28.408	43.485	2:11.893	81.03	6.292	09:21:09.553	
2 -	1:24.424	42.984	2:07.408 (2)	83.88	1.807	09:23:16.961	
3 -	<b>1:23.255</b>	<b>42.346</b>	<b>2:05.601 (1)</b>	<b>85.09</b>		<b>09:25:22.562</b>	
4 -	1:23.904	45.347	2:09.251 (3)	82.69	3.650	09:27:31.813	

P11 165 U		Richard BUTT		Suzuki GSXR1000 -			
IDEAL LAP TIME : 2:05.434		BEST LAP TIME : 2:05.798		DIFFERENCE : 0.364			
LAP	SECTOR 1	SECTOR 2	LAP TIME	MPH	DIFF	TIME OF DAY	
1 -	1:31.826	43.420	2:15.246	79.02	9.448	09:18:35.771	
2 -	1:25.492	42.101	2:07.593	83.76	1.795	09:20:43.364	
3 -	1:24.671	42.350	2:07.021	84.14	1.223	09:22:50.385	
4 -	1:24.408	42.249	2:06.657 (3)	84.38	0.859	09:24:57.042	
5 -	1:24.252	<b>41.546</b>	<b>2:05.798 (1)</b>	<b>84.96</b>		<b>09:27:02.840</b>	
6 -	<b>1:23.888</b>	42.615	2:06.503 (2)	84.48	0.705	09:29:09.343	

P12 421 U		Daniel TINSLEY		Yamaha R1 -			
IDEAL LAP TIME : 2:05.568		BEST LAP TIME : 2:06.176		DIFFERENCE : 0.608			
LAP	SECTOR 1	SECTOR 2	LAP TIME	MPH	DIFF	TIME OF DAY	
1 -	1:35.682	45.867	2:21.549	75.50	15.373	09:19:14.945	
2 -	1:26.285	43.500	2:09.785	82.35	3.609	09:21:24.730	
3 -	1:24.542	42.951	2:07.493 (3)	83.83	1.317	09:23:32.223	
4 -	1:23.854	<b>42.322</b>	<b>2:06.176 (1)</b>	<b>84.70</b>		<b>09:25:38.399</b>	
5 -	<b>1:23.246</b>	43.719	2:06.965 (2)	84.18	0.789	09:27:45.364	

Weather / Track : Cloudy / Dry

Snetterton 300  
Circuit Length = 2.9689 miles  
Start: 09:16 Flag 09:27 End: 09:29



# BMCR - MRO Championships 2021 - Rnd 2 @ Snetterton 300

## Thunderbike Ultra & BMCR Rookie 1000

### QUALIFYING - SECTOR ANALYSIS



SECTOR 1 = FL to I1, SECTOR 2 = I1 to FL, DIFF = Difference To Personal Best Lap, P = Crossed Finish Line in Pit Lane, D = Time Disallowed

P13 201 1000 Scott WEST			Suzuki GSXR1000 -			
IDEAL LAP TIME : 2:06.270			BEST LAP TIME : 2:06.344		DIFFERENCE : 0.074	
LAP	SECTOR 1	SECTOR 2	LAP TIME	MPH	DIFF	TIME OF DAY
1 -	1:29.716	43.729	2:13.445	80.09	7.101	09:19:03.636
2 -	1:25.039	44.943	2:09.982	82.22	3.638	09:21:13.618
3 -	1:25.963	42.281	2:08.244 (2)	83.34	1.900	09:23:21.862
4 -	1:24.217	<b>42.127</b>	<b>2:06.344 (1)</b>	<b>84.59</b>		<b>09:25:28.206</b>
5 -	<b>1:24.143</b>	44.296	2:08.439 (3)	83.21	2.095	09:27:36.645

P14 102 U James FEARN			Suzuki GSXR1000 - Jwf tiling, palmer race skool, the factory			
IDEAL LAP TIME : 2:06.495			BEST LAP TIME : 2:06.537		DIFFERENCE : 0.042	
LAP	SECTOR 1	SECTOR 2	LAP TIME	MPH	DIFF	TIME OF DAY
1 -	1:34.575	44.445	2:19.020	76.88	12.483	09:18:47.367
2 -	1:26.175	42.773	2:08.948	82.88	2.411	09:20:56.315
3 -	1:25.007	<b>42.146</b>	2:07.153 (2)	84.05	0.616	09:23:03.468
4 -	1:24.947	43.313	2:08.260 (3)	83.33	1.723	09:25:11.728
5 -	<b>1:24.349</b>	42.188	<b>2:06.537 (1)</b>	<b>84.46</b>		<b>09:27:18.265</b>
6 -	1:24.440	43.840	2:08.280	83.31	1.743	09:29:26.545

P15 90 U Edward WATSON			Suzuki GSXR 1000 - TEA Time Racing			
IDEAL LAP TIME : 2:06.603			BEST LAP TIME : 2:06.603		DIFFERENCE : 0.000	
LAP	SECTOR 1	SECTOR 2	LAP TIME	MPH	DIFF	TIME OF DAY
1 -	1:31.145	44.396	2:15.541	78.85	8.938	09:18:33.685
2 -	1:25.663	43.132	2:08.795	82.98	2.192	09:20:42.480
3 -	1:24.172	43.604	2:07.776 (3)	83.64	1.173	09:22:50.256
4 -	<b>1:23.846</b>	<b>42.757</b>	<b>2:06.603 (1)</b>	<b>84.42</b>		<b>09:24:56.859</b>
5 -	1:24.386	43.226	2:07.612 (2)	83.75	1.009	09:27:04.471
6 -	1:24.468	44.678	2:09.146	82.75	2.543	09:29:13.617

P16 78 U Jamie THOMAS			Suzuki GSXR 1000 - Team RubyRacing			
IDEAL LAP TIME : 2:06.673			BEST LAP TIME : 2:06.673		DIFFERENCE : 0.000	
LAP	SECTOR 1	SECTOR 2	LAP TIME	MPH	DIFF	TIME OF DAY
1 -	1:30.671	42.390	2:13.061 (3)	80.32	6.388	09:18:38.369
2 -	<b>1:24.795</b>	<b>41.878</b>	<b>2:06.673 (1)</b>	<b>84.37</b>		<b>09:20:45.042</b>
3 -	1:24.977	42.239	2:07.216 (2)	84.01	0.543	09:22:52.258
4 -	1:25.344	IN PIT	2:57.821 P	60.10	51.148	09:25:50.079
5 -	OUTLAP	42.553	2:16.369	78.37	9.696	09:28:06.448

P17 29 U Cecil DINSMORE			Suzuki GSXR 1000 - KnC Motorsport			
IDEAL LAP TIME : 2:06.713			BEST LAP TIME : 2:06.713		DIFFERENCE : 0.000	
LAP	SECTOR 1	SECTOR 2	LAP TIME	MPH	DIFF	TIME OF DAY
1 -	1:33.663	43.591	2:17.254	77.87	10.541	09:19:07.995
2 -	1:27.396	43.179	2:10.575	81.85	3.862	09:21:18.570
3 -	1:24.933	42.738	2:07.671 (2)	83.71	0.958	09:23:26.241
4 -	<b>1:24.040</b>	<b>42.673</b>	<b>2:06.713 (1)</b>	<b>84.34</b>		<b>09:25:32.954</b>
5 -	1:24.595	43.414	2:08.009 (3)	83.49	1.296	09:27:40.963

P18 110 1000 Michael CLARKE			Yamaha R1 - BIKEBASE.ltd			
IDEAL LAP TIME : 2:05.965			BEST LAP TIME : 2:06.845		DIFFERENCE : 0.880	
LAP	SECTOR 1	SECTOR 2	LAP TIME	MPH	DIFF	TIME OF DAY
1 -	1:29.423	43.891	2:13.314	80.17	6.469	09:20:24.272
2 -	1:24.654	<b>42.612</b>	2:07.266 (2)	83.98	0.421	09:22:31.538
3 -	1:25.137	43.780	2:08.917	82.90	2.072	09:24:40.455
4 -	<b>1:23.353</b>	43.492	<b>2:06.845 (1)</b>	<b>84.26</b>		<b>09:26:47.300</b>
5 -	1:23.576	45.268	2:08.844 (3)	82.95	1.999	09:28:56.144

Weather / Track : Cloudy / Dry

Snetterton 300  
Circuit Length = 2.9689 miles  
Start: 09:16 Flag 09:27 End: 09:29

# BMCRC - MRO Championships 2021 - Rnd 2 @ Snetterton 300

## Thunderbike Ultra & BMCRC Rookie 1000

### QUALIFYING - SECTOR ANALYSIS



SECTOR 1 = FL to I1, SECTOR 2 = I1 to FL, DIFF = Difference To Personal Best Lap, P = Crossed Finish Line in Pit Lane, D = Time Disallowed

P19 82 U		Matt HINNELLS		Yamaha R1 - BD Racing		
IDEAL LAP TIME : 2:06.958		BEST LAP TIME : 2:07.039		DIFFERENCE : 0.081		
LAP	SECTOR 1	SECTOR 2	LAP TIME	MPH	DIFF	TIME OF DAY
1 -	1:31.749	43.168	2:14.917	79.21	7.878	09:18:40.003
2 -	1:25.446	<b>42.352</b>	2:07.798 (3)	83.63	0.759	09:20:47.801
3 -	1:24.894	42.367	2:07.261 (2)	83.98	0.222	09:22:55.062
4 -	1:24.860	43.029	2:07.889	83.57	0.850	09:25:02.951
5 -	<b>1:24.606</b>	42.433	<b>2:07.039 (1)</b>	<b>84.13</b>		<b>09:27:09.990</b>
6 -	1:31.067	48.328	2:19.395	76.67	12.356	09:29:29.385

P20 258 U		Ande FRIEND		Kawasaki ZX10R - Flying colours Motorcycle Training		
IDEAL LAP TIME : 2:06.913		BEST LAP TIME : 2:07.052		DIFFERENCE : 0.139		
LAP	SECTOR 1	SECTOR 2	LAP TIME	MPH	DIFF	TIME OF DAY
1 -	1:38.221	45.894	2:24.115	74.16	17.063	09:19:20.317
2 -	1:27.016	45.270	2:12.286	80.79	5.234	09:21:32.603
3 -	1:25.450	43.154	2:08.604 (3)	83.10	1.552	09:23:41.207
4 -	<b>1:24.546</b>	42.802	2:07.348 (2)	83.92	0.296	09:25:48.555
5 -	1:24.685	<b>42.367</b>	<b>2:07.052 (1)</b>	<b>84.12</b>		<b>09:27:55.607</b>

P21 60 U		Liam McCARTER		Yamaha R1 -		
IDEAL LAP TIME : 2:07.597		BEST LAP TIME : 2:07.838		DIFFERENCE : 0.241		
LAP	SECTOR 1	SECTOR 2	LAP TIME	MPH	DIFF	TIME OF DAY
1 -	1:35.201	45.590	2:20.791	75.91	12.953	09:19:10.221
2 -	1:33.885	43.604	2:17.489	77.73	9.651	09:21:27.710
3 -	1:27.127	<b>42.963</b>	2:10.090 (3)	82.15	2.252	09:23:37.800
4 -	<b>1:24.634</b>	43.204	<b>2:07.838 (1)</b>	<b>83.60</b>		<b>09:25:45.638</b>
5 -	1:25.375	44.000	2:09.375 (2)	82.61	1.537	09:27:55.013

P22 123 1000		James VINCER		Yamaha YZFR1 - Keam Electrical Services		
IDEAL LAP TIME : 2:08.120		BEST LAP TIME : 2:08.142		DIFFERENCE : 0.022		
LAP	SECTOR 1	SECTOR 2	LAP TIME	MPH	DIFF	TIME OF DAY
1 -	1:39.255	46.833	2:26.088	73.16	17.946	09:18:52.017
2 -	1:27.208	44.339	2:11.547 (3)	81.24	3.405	09:21:03.564
3 -	<b>1:24.844</b>	43.531	2:08.375 (2)	83.25	0.233	09:23:11.939
4 -	1:24.866	<b>43.276</b>	<b>2:08.142 (1)</b>	<b>83.40</b>		<b>09:25:20.081</b>
5 -	1:25.190	47.439	2:12.629	80.58	4.487	09:27:32.710

P23 17 U		Jordan KILLWORTH		Kawasaki ZX-10R -		
IDEAL LAP TIME : 2:07.986		BEST LAP TIME : 2:08.369		DIFFERENCE : 0.383		
LAP	SECTOR 1	SECTOR 2	LAP TIME	MPH	DIFF	TIME OF DAY
1 -	1:37.259	45.323	2:22.582	74.96	14.213	09:19:17.170
2 -	1:27.465	43.096	2:10.561 (3)	81.86	2.192	09:21:27.731
3 -	<b>1:25.418</b>	54.856	2:20.274	76.19	11.905	09:23:48.005
4 -	1:25.648	43.168	2:08.816 (2)	82.97	0.447	09:25:56.821
5 -	1:25.801	<b>42.568</b>	<b>2:08.369 (1)</b>	<b>83.26</b>		<b>09:28:05.190</b>

P24 175 1000		Arlindo PESTANA		BMW S1000RR - Pep's racing		
IDEAL LAP TIME : 2:09.128		BEST LAP TIME : 2:09.343		DIFFERENCE : 0.215		
LAP	SECTOR 1	SECTOR 2	LAP TIME	MPH	DIFF	TIME OF DAY
1 -	1:39.084	49.470	2:28.554	71.94	19.211	09:19:28.835
2 -	1:28.000	<b>43.697</b>	2:11.697 (3)	81.15	2.354	09:21:40.532
3 -	<b>1:25.431</b>	43.912	<b>2:09.343 (1)</b>	<b>82.63</b>		<b>09:23:49.875</b>
4 -	1:26.404	43.715	2:10.119 (2)	82.14	0.776	09:25:59.994
5 -	1:26.252	45.894	2:12.146	80.88	2.803	09:28:12.140

Weather / Track : Cloudy / Dry

Snetterton 300  
Circuit Length = 2.9689 miles  
Start: 09:16 Flag 09:27 End: 09:29

# BMCRC - MRO Championships 2021 - Rnd 2 @ Snetterton 300

## Thunderbike Ultra & BMCRC Rookie 1000

### QUALIFYING - SECTOR ANALYSIS



SECTOR 1 = FL to I1, SECTOR 2 = I1 to FL, DIFF = Difference To Personal Best Lap, P = Crossed Finish Line in Pit Lane, D = Time Disallowed

P25 163 1000		Riccardo BIGUZZI		BMW S1000RR - Jardiner			
IDEAL LAP TIME : 2:11.337		BEST LAP TIME : 2:11.337		DIFFERENCE : 0.000			
LAP	SECTOR 1	SECTOR 2	LAP TIME	MPH	DIFF	TIME OF DAY	
1 -	1:38.599	47.178	2:25.777	73.31	14.440	09:19:23.692	
2 -	1:29.524	45.711	2:15.235	79.03	3.898	09:21:38.927	
3 -	1:27.992	44.530	2:12.522 (2)	80.65	1.185	09:23:51.449	
4 -	<b>1:27.174</b>	<b>44.163</b>	<b>2:11.337 (1)</b>	<b>81.37</b>		<b>09:26:02.786</b>	
5 -	1:27.721	47.161	2:14.882 (3)	79.24	3.545	09:28:17.668	

P26 23 U		Justin ROSE		Yamaha R1 -			
IDEAL LAP TIME : 2:10.580		BEST LAP TIME : 2:11.710		DIFFERENCE : 1.130			
LAP	SECTOR 1	SECTOR 2	LAP TIME	MPH	DIFF	TIME OF DAY	
1 -	1:38.918	46.642	2:25.560	73.42	13.850	09:18:54.407	
2 -	1:31.530	46.199	2:17.729	77.60	6.019	09:21:12.136	
3 -	1:29.700	<b>43.920</b>	2:13.620 (3)	79.98	1.910	09:23:25.756	
4 -	1:27.639	44.071	<b>2:11.710 (1)</b>	<b>81.14</b>		<b>09:25:37.466</b>	
5 -	<b>1:26.660</b>	45.388	2:12.048 (2)	80.94	0.338	09:27:49.514	

P27 107 1000		Dave WILLIAMSON		Kawasaki ZX10R -			
IDEAL LAP TIME : 2:12.226		BEST LAP TIME : 2:12.226		DIFFERENCE : 0.000			
LAP	SECTOR 1	SECTOR 2	LAP TIME	MPH	DIFF	TIME OF DAY	
1 -	1:40.814	46.815	2:27.629	72.39	15.403	09:18:51.420	
2 -	<b>1:27.707</b>	<b>44.519</b>	<b>2:12.226 (1)</b>	<b>80.83</b>		<b>09:21:03.646</b>	
3 -	1:28.600	45.687	2:14.287 (2)	79.59	2.061	09:23:17.933	
4 -	1:30.716	46.247	2:16.963	78.03	4.737	09:25:34.896	
5 -	1:28.127	46.654	2:14.781 (3)	79.29	2.555	09:27:49.677	

P28 999 1000		Jack DWYER		Suzuki GSXR750 SRAD -			
IDEAL LAP TIME : 2:14.778		BEST LAP TIME : 2:14.778		DIFFERENCE : 0.000			
LAP	SECTOR 1	SECTOR 2	LAP TIME	MPH	DIFF	TIME OF DAY	
1 -	1:36.345	45.828	2:22.173	75.17	7.395	09:18:42.429	
2 -	1:31.790	45.867	2:17.657 (3)	77.64	2.879	09:21:00.086	
3 -	1:30.862	45.985	2:16.847 (2)	78.10	2.069	09:23:16.933	
4 -	<b>1:29.846</b>	<b>44.932</b>	<b>2:14.778 (1)</b>	<b>79.30</b>		<b>09:25:31.711</b>	
5 -	1:30.251	47.699	2:17.950	77.47	3.172	09:27:49.661	

P29 86 1000		Frederico LOPES		Yamaha R1 - FLR Procurement Ltd			
IDEAL LAP TIME : 2:15.242		BEST LAP TIME : 2:15.242		DIFFERENCE : 0.000			
LAP	SECTOR 1	SECTOR 2	LAP TIME	MPH	DIFF	TIME OF DAY	
1 -	1:42.037	50.114	2:32.151 (3)	70.24	16.909	09:19:28.405	
2 -	1:30.151	45.882	2:16.033 (2)	78.56	0.791	09:21:44.438	
3 -	<b>1:29.954</b>	<b>45.288</b>	<b>2:15.242 (1)</b>	<b>79.02</b>		<b>09:23:59.680</b>	

P30 180 1000		Mark OVEL		Yamaha R1 - I NEED A SPONSOR			
IDEAL LAP TIME : 2:15.243		BEST LAP TIME : 2:15.243		DIFFERENCE : 0.000			
LAP	SECTOR 1	SECTOR 2	LAP TIME	MPH	DIFF	TIME OF DAY	
1 -	1:36.485	47.507	2:23.992	74.22	8.749	09:19:15.378	
2 -	1:31.486	46.177	2:17.663	77.63	2.420	09:21:33.041	
3 -	1:30.409	46.158	2:16.567 (2)	78.26	1.324	09:23:49.608	
4 -	<b>1:29.506</b>	<b>45.737</b>	<b>2:15.243 (1)</b>	<b>79.02</b>		<b>09:26:04.851</b>	
5 -	1:30.122	46.625	2:16.747 (3)	78.15	1.504	09:28:21.598	

Weather / Track : Cloudy / Dry

Snetterton 300  
Circuit Length = 2.9689 miles  
Start: 09:16 Flag 09:27 End: 09:29

# BMCR - MRO Championships 2021 - Rnd 2 @ Snetterton 300

## Thunderbike Ultra & BMCR Rookie 1000

### QUALIFYING - SECTOR ANALYSIS



SECTOR 1 = FL to I1, SECTOR 2 = I1 to FL, DIFF = Difference To Personal Best Lap, P = Crossed Finish Line in Pit Lane, D = Time Disallowed

P31 147 1000 Mark SKEVINGTON			Suzuki GSXR 1000 -			
IDEAL LAP TIME : 2:15.349			BEST LAP TIME : 2:15.349		DIFFERENCE : 0.000	
LAP	SECTOR 1	SECTOR 2	LAP TIME	MPH	DIFF	TIME OF DAY
1 -	1:42.596	52.673	2:35.269	68.83	19.920	09:19:28.150
2 -	1:34.326	45.760	2:20.086	76.29	4.737	09:21:48.236
3 -	1:31.977	45.579	2:17.556 (3)	77.69	2.207	09:24:05.792
4 -	1:31.137	46.057	2:17.194 (2)	77.90	1.845	09:26:22.986
5 -	<b>1:30.453</b>	<b>44.896</b>	<b>2:15.349 (1)</b>	<b>78.96</b>		<b>09:28:38.335</b>

P32 82 1000 Paul MORRIS			Suzuki GSXR 1000 - Rpm Performance & Engineering			
IDEAL LAP TIME : 2:15.254			BEST LAP TIME : 2:15.505		DIFFERENCE : 0.251	
LAP	SECTOR 1	SECTOR 2	LAP TIME	MPH	DIFF	TIME OF DAY
1 -	1:41.966	48.527	2:30.493	71.02	14.988	09:18:53.331
2 -	1:32.063	46.335	2:18.398	77.22	2.893	09:21:11.729
3 -	1:31.836	<b>45.628</b>	2:17.464 (3)	77.75	1.959	09:23:29.193
4 -	<b>1:29.626</b>	45.879	<b>2:15.505 (1)</b>	<b>78.87</b>		<b>09:25:44.698</b>
5 -	1:30.567	46.838	2:17.405 (2)	77.78	1.900	09:28:02.103

P33 20 U Connor SWYER			Suzuki GSXR 1000 K6 - WSC Performace & Owkay clothing			
IDEAL LAP TIME : 2:16.836			BEST LAP TIME : 2:17.088		DIFFERENCE : 0.252	
LAP	SECTOR 1	SECTOR 2	LAP TIME	MPH	DIFF	TIME OF DAY
1 -	1:41.016	47.592	2:28.608	71.92	11.520	09:18:58.215
2 -	1:34.004	46.832	2:20.836	75.89	3.748	09:21:19.051
3 -	1:33.804	46.414	2:20.218 (3)	76.22	3.130	09:23:39.269
4 -	1:31.228	<b>45.860</b>	<b>2:17.088 (1)</b>	<b>77.96</b>		<b>09:25:56.357</b>
5 -	<b>1:30.976</b>	46.851	2:17.827 (2)	77.54	0.739	09:28:14.184

P34 45 1000 Glenn SMITH			Kawasaki ZX10R -			
IDEAL LAP TIME : 2:18.546			BEST LAP TIME : 2:18.988		DIFFERENCE : 0.442	
LAP	SECTOR 1	SECTOR 2	LAP TIME	MPH	DIFF	TIME OF DAY
1 -	1:41.207	48.936	2:30.143	71.18	11.155	09:18:54.424
2 -	1:33.183	46.233	2:19.416 (3)	76.66	0.428	09:21:13.840
3 -	1:32.921	<b>46.067</b>	<b>2:18.988 (1)</b>	<b>76.89</b>		<b>09:23:32.828</b>
4 -	<b>1:32.479</b>	46.898	2:19.377 (2)	76.68	0.389	09:25:52.205

P35 261 1000 Roberto Di GREGORIO			Ducati 899 PANIGALE -			
IDEAL LAP TIME : 2:19.003			BEST LAP TIME : 2:19.003		DIFFERENCE : 0.000	
LAP	SECTOR 1	SECTOR 2	LAP TIME	MPH	DIFF	TIME OF DAY
1 -	1:39.702	49.998	2:29.700	71.39	10.697	09:18:52.031
2 -	1:36.180	48.674	2:24.854	73.78	5.851	09:21:16.885
3 -	1:33.411	47.704	2:21.115 (2)	75.74	2.112	09:23:38.000
4 -	1:34.614	47.576	2:22.190 (3)	75.16	3.187	09:26:00.190
5 -	<b>1:31.941</b>	<b>47.062</b>	<b>2:19.003 (1)</b>	<b>76.89</b>		<b>09:28:19.193</b>

P36 300 1000 Aaren CARPENTER			Kawasaki ZX10R -			
IDEAL LAP TIME : 2:20.479			BEST LAP TIME : 2:20.479		DIFFERENCE : 0.000	
LAP	SECTOR 1	SECTOR 2	LAP TIME	MPH	DIFF	TIME OF DAY
1 -	1:42.664	51.566	2:34.230	69.29	13.751	09:19:27.482
2 -	1:34.301	49.123	2:23.424	74.52	2.945	09:21:50.906
3 -	1:34.667	48.264	2:22.931 (3)	74.77	2.452	09:24:13.837
4 -	<b>1:33.011</b>	<b>47.468</b>	<b>2:20.479 (1)</b>	<b>76.08</b>		<b>09:26:34.316</b>
5 -	1:33.934	48.159	2:22.093 (2)	75.21	1.614	09:28:56.409

Weather / Track : Cloudy / Dry

Snetterton 300  
Circuit Length = 2.9689 miles  
Start: 09:16 Flag 09:27 End: 09:29

# BMCRC - MRO Championships 2021 - Rnd 2 @ Snetterton 300

## Thunderbike Ultra & BMCRC Rookie 1000

### QUALIFYING - SECTOR ANALYSIS



SECTOR 1 = FL to I1, SECTOR 2 = I1 to FL, DIFF = Difference To Personal Best Lap, P = Crossed Finish Line in Pit Lane, D = Time Disallowed

LAP	SECTOR 1	SECTOR 2	LAP TIME	MPH	DIFF	TIME OF DAY
<b>P37 30 1000 Mariusz SAWICKI</b> BMW S1000RR - MMS Decorators(uk)ltd						
IDEAL LAP TIME : 2:20.821		BEST LAP TIME : 2:20.821		DIFFERENCE : 0.000		
1 -	1:45.834	49.070	2:34.904	68.99	14.083	09:19:03.895
2 -	<b>1:33.122</b>	<b>47.699</b>	<b>2:20.821 (1)</b>	<b>75.89</b>		<b>09:21:24.716</b>
3 -	1:34.331	48.149	2:22.480 (2)	75.01	1.659	09:23:47.196
4 -	1:35.227	48.507	2:23.734 (3)	74.36	2.913	09:26:10.930
<b>P38 15 1000 Will LONGDEN</b> Yamaha R1M -						
IDEAL LAP TIME : 2:22.663		BEST LAP TIME : 2:22.663		DIFFERENCE : 0.000		
1 -	1:42.836	50.388	2:33.224	69.75	10.561	09:19:27.966
2 -	1:37.051	48.914	2:25.965 (3)	73.22	3.302	09:21:53.931
3 -	<b>1:34.254</b>	<b>48.409</b>	<b>2:22.663 (1)</b>	<b>74.91</b>		<b>09:24:16.594</b>
4 -	1:35.445	49.318	2:24.763 (2)	73.83	2.100	09:26:41.357
<b>P39 21 U Danny BRENNAN</b> Yamaha R1 - Greenplantuk						
IDEAL LAP TIME : 2:22.783		BEST LAP TIME : 2:22.783		DIFFERENCE : 0.000		
1 -	1:40.413	50.879	2:31.292	70.64	8.509	09:19:29.133
2 -	1:36.747	48.501	2:25.248 (3)	73.58	2.465	09:21:54.381
3 -	<b>1:34.795</b>	<b>47.988</b>	<b>2:22.783 (1)</b>	<b>74.85</b>		<b>09:24:17.164</b>
4 -	1:35.749	48.633	2:24.382 (2)	74.02	1.599	09:26:41.546
<b>P40 500 1000 Jeremy BARRETT</b> Honda FIREBLADE -						
IDEAL LAP TIME : 2:24.749		BEST LAP TIME : 2:24.749		DIFFERENCE : 0.000		
1 -	1:41.279	49.718	2:30.997	70.78	6.248	09:19:21.768
2 -	<b>1:35.828</b>	<b>48.921</b>	<b>2:24.749 (1)</b>	<b>73.83</b>		<b>09:21:46.517</b>
3 -	1:38.625	58.534	2:37.159	68.00	12.410	09:24:23.676
4 -	1:37.324	49.879	2:27.203 (3)	72.60	2.454	09:26:50.879
5 -	1:36.553	48.982	2:25.535 (2)	73.43	0.786	09:29:16.414

# BMCRC - MRO Championships 2021 - Rnd 2 @ Snetterton 300

## Thunderbike Ultra & BMCRC Rookie 1000

### QUALIFYING - BEST SECTORS

SECTOR 1				SECTOR 2				IDEAL / BEST COMPARISON				
POS	NO	NAME	TIME	NO	NAME	TIME	POS	NO	NAME	IDEAL	BEST	DIFF
									<b>PERFECT LAP</b>	<b>1:59.444</b>		
1	11	HARVEY	<b>1:19.413</b>	100	HUNTER	<b>40.031</b>	1	11	HARVEY	1:59.706	1:59.706	<b>0.000</b>
2	508	McFADDEN	<b>1:20.262</b>	11	HARVEY	<b>40.293</b>	2	100	HUNTER	2:00.568	2:00.568	<b>0.000</b>
3	100	HUNTER	<b>1:20.537</b>	53	McGLYNN	<b>40.694</b>	3	508	McFADDEN	2:01.286	2:02.278	<b>0.992</b>
4	5	KILLWORTH	<b>1:20.805</b>	5	KILLWORTH	<b>40.764</b>	4	5	KILLWORTH	2:01.569	2:03.148	<b>1.579</b>
5	53	McGLYNN	<b>1:21.414</b>	43	PALMER	<b>40.995</b>	5	53	McGLYNN	2:02.108	2:02.277	<b>0.169</b>
6	41	ABRAHAM	<b>1:21.878</b>	508	McFADDEN	<b>41.024</b>	6	43	PALMER	2:03.126	2:03.126	<b>0.000</b>
7	43	PALMER	<b>1:22.131</b>	41	ABRAHAM	<b>41.321</b>	7	41	ABRAHAM	2:03.199	2:04.089	<b>0.890</b>
8	344	WILLIAMS	<b>1:22.296</b>	165	BUTT	<b>41.546</b>	8	344	WILLIAMS	2:03.975	2:04.125	<b>0.150</b>
9	421	TINSLEY	<b>1:23.246</b>	344	WILLIAMS	<b>41.679</b>	9	19	GRANT	2:04.985	2:05.404	<b>0.419</b>
10	80	YATES	<b>1:23.255</b>	19	GRANT	<b>41.729</b>	10	165	BUTT	2:05.434	2:05.798	<b>0.364</b>
11	19	GRANT	<b>1:23.256</b>	78	THOMAS	<b>41.878</b>	11	421	TINSLEY	2:05.568	2:06.176	<b>0.608</b>
12	110	CLARKE	<b>1:23.353</b>	201	WEST	<b>42.127</b>	12	80	YATES	2:05.601	2:05.601	<b>0.000</b>
13	90	WATSON	<b>1:23.846</b>	102	FEARN	<b>42.146</b>	13	110	CLARKE	2:05.965	2:06.845	<b>0.880</b>
14	165	BUTT	<b>1:23.888</b>	421	TINSLEY	<b>42.322</b>	14	201	WEST	2:06.270	2:06.344	<b>0.074</b>
15	29	DINSMORE	<b>1:24.040</b>	80	YATES	<b>42.346</b>	15	102	FEARN	2:06.495	2:06.537	<b>0.042</b>
16	201	WEST	<b>1:24.143</b>	82	HINNELLS	<b>42.352</b>	16	90	WATSON	2:06.603	2:06.603	<b>0.000</b>
17	102	FEARN	<b>1:24.349</b>	258	FRIEND	<b>42.367</b>	17	78	THOMAS	2:06.673	2:06.673	<b>0.000</b>
18	258	FRIEND	<b>1:24.546</b>	17	KILLWORTH	<b>42.568</b>	18	29	DINSMORE	2:06.713	2:06.713	<b>0.000</b>
19	82	HINNELLS	<b>1:24.606</b>	110	CLARKE	<b>42.612</b>	19	258	FRIEND	2:06.913	2:07.052	<b>0.139</b>
20	60	McCARTER	<b>1:24.634</b>	29	DINSMORE	<b>42.673</b>	20	82	HINNELLS	2:06.958	2:07.039	<b>0.081</b>
21	78	THOMAS	<b>1:24.795</b>	90	WATSON	<b>42.757</b>	21	60	McCARTER	2:07.597	2:07.838	<b>0.241</b>
22	123	VINCER	<b>1:24.844</b>	60	McCARTER	<b>42.963</b>	22	17	KILLWORTH	2:07.986	2:08.369	<b>0.383</b>
23	17	KILLWORTH	<b>1:25.418</b>	123	VINCER	<b>43.276</b>	23	123	VINCER	2:08.120	2:08.142	<b>0.022</b>
24	175	PESTANA	<b>1:25.431</b>	175	PESTANA	<b>43.697</b>	24	175	PESTANA	2:09.128	2:09.343	<b>0.215</b>
25	23	ROSE	<b>1:26.660</b>	23	ROSE	<b>43.920</b>	25	23	ROSE	2:10.580	2:11.710	<b>1.130</b>
26	163	BIGUZZI	<b>1:27.174</b>	163	BIGUZZI	<b>44.163</b>	26	163	BIGUZZI	2:11.337	2:11.337	<b>0.000</b>
27	107	WILLIAMSON	<b>1:27.707</b>	107	WILLIAMSON	<b>44.519</b>	27	107	WILLIAMSON	2:12.226	2:12.226	<b>0.000</b>
28	180	OVEL	<b>1:29.506</b>	147	SKEVINGTON	<b>44.896</b>	28	999	DWYER	2:14.778	2:14.778	<b>0.000</b>
29	82	MORRIS	<b>1:29.626</b>	999	DWYER	<b>44.932</b>	29	86	LOPES	2:15.242	2:15.242	<b>0.000</b>
30	999	DWYER	<b>1:29.846</b>	86	LOPES	<b>45.288</b>	30	180	OVEL	2:15.243	2:15.243	<b>0.000</b>
31	86	LOPES	<b>1:29.954</b>	82	MORRIS	<b>45.628</b>	31	82	MORRIS	2:15.254	2:15.505	<b>0.251</b>
32	147	SKEVINGTON	<b>1:30.453</b>	180	OVEL	<b>45.737</b>	32	147	SKEVINGTON	2:15.349	2:15.349	<b>0.000</b>
33	20	SWYER	<b>1:30.976</b>	20	SWYER	<b>45.860</b>	33	20	SWYER	2:16.836	2:17.088	<b>0.252</b>
34	261	GREGORIO	<b>1:31.941</b>	45	SMITH	<b>46.067</b>	34	45	SMITH	2:18.546	2:18.988	<b>0.442</b>
35	45	SMITH	<b>1:32.479</b>	261	GREGORIO	<b>47.062</b>	35	261	GREGORIO	2:19.003	2:19.003	<b>0.000</b>
36	300	CARPENTER	<b>1:33.011</b>	300	CARPENTER	<b>47.468</b>	36	300	CARPENTER	2:20.479	2:20.479	<b>0.000</b>
37	30	SAWICKI	<b>1:33.122</b>	30	SAWICKI	<b>47.699</b>	37	30	SAWICKI	2:20.821	2:20.821	<b>0.000</b>
38	15	LONGDEN	<b>1:34.254</b>	21	BRENNAN	<b>47.988</b>	38	15	LONGDEN	2:22.663	2:22.663	<b>0.000</b>
39	21	BRENNAN	<b>1:34.795</b>	15	LONGDEN	<b>48.409</b>	39	21	BRENNAN	2:22.783	2:22.783	<b>0.000</b>
40	500	BARRETT	<b>1:35.828</b>	500	BARRETT	<b>48.921</b>	40	500	BARRETT	2:24.749	2:24.749	<b>0.000</b>

Weather / Track : Cloudy / Dry

Snetterton 300

Circuit Length = 2.9689 miles

Start: 09:16 Flag 09:27 End: 09:29

Results can be found at [www.tsl-timing.com](http://www.tsl-timing.com)

Printed - 09:30 Saturday, 29 May 2021

# BMCRC - MRO Championships 2021 - Rnd 2 @ Snetterton 300

## Thunderbike Ultra & BMCRC Rookie 1000

### QUALIFYING - STATISTICS

<b>Competitors Started</b>	40
<b>Planned Start</b>	2021-05-29 @ 09:17:00.000
<b>Actual Start</b>	2021-05-29 @ 09:16:10.211
<b>Finish Time</b>	2021-05-29 @ 09:27:31.565
<b>Track Length</b>	2.9689mi.
<b>Total Laps</b>	198
<b>Total Distance Covered</b>	587.8444mi.

### Session Fastest Lap History

NO	CL	NAME	LAP TIME	TIME OF DAY	LAP	VEHICLE
100	1000	Antony HUNTER	2:05.774	09:18:24.678	1	Kawasaki ZX10
100	1000	Antony HUNTER	2:01.166	09:20:25.845	2	Kawasaki ZX10
100	1000	Antony HUNTER	2:00.568	09:22:26.414	3	Kawasaki ZX10
11	U	Josh HARVEY	1:59.706	09:22:59.315	3	Yamaha R1

### Flag History

TYPE	TIME OF DAY
GREEN	09:16:10.211
FINISH	09:27:31.565

### Flag Statistics

TYPE	COUNT	TOTAL LAPS	TOTAL TIME
Green	1	6	13:33.441
Red	0	0	0.000
Safety Car	0	0	0.000
FCY	0	0	0.000

# BMCRC - MRO Championships 2021 - Rnd 2 @ Snetterton 300

## Thunderbike Ultra & BMCRC Rookie 1000

### QUALIFYING - STATISTICS

CLASS : U

18 Starters

#### Fastest Lap History

NO	NAME	LAP TIME	TIME OF DAY	LAP	VEHICLE
41	David ABRAHAM	<b>2:11.319</b>	09:18:29.770	1	Yamaha R1
11	Josh HARVEY	<b>2:09.567</b>	09:18:57.182	1	Yamaha R1
41	David ABRAHAM	<b>2:05.096</b>	09:20:34.866	2	Yamaha R1
11	Josh HARVEY	<b>2:02.427</b>	09:20:59.609	2	Yamaha R1
11	Josh HARVEY	<b>1:59.706</b>	09:22:59.315	3	Yamaha R1



# BMCRC - MRO Championships 2021 - Rnd 2 @ Snetterton 300

## Thunderbike Ultra & BMCRC Rookie 1000

### QUALIFYING - STATISTICS

CLASS : 1000

22 Starters

#### Fastest Lap History

NO	NAME	LAP TIME	TIME OF DAY	LAP	VEHICLE
100	Antony HUNTER	2:05.774	09:18:24.678	1	Kawasaki ZX10
100	Antony HUNTER	2:01.166	09:20:25.845	2	Kawasaki ZX10
100	Antony HUNTER	2:00.568	09:22:26.414	3	Kawasaki ZX10

# BMCRC - MRO Championships 2021 - Rnd 2 @ Snetterton 300



## Thunderbike Sport & Thunderbike Extreme

### QUALIFYING - CLASSIFICATION

POS	NO	CL	PIC NAME	ENTRY	TIME	ON	LAPS	GAP	DIFF	MPH
1	52		1 Elliot FRICKER	Honda CBR600 - Petwise.org, S&S, Ride in Bike Tyres	2:04.968	5	6			85.52
2	961	E	1 Jack SIM	Yamaha R6 - Platform Lift Engineers Ltd	2:06.078	5	6	1.110	1.110	84.77
3	117	E	2 Raymond STAGG	Suzuki K2 750 -	2:07.166	6	6	2.198	1.088	84.04
4	77	E	3 David MAY	Suzuki GSXR 750 K1 - ELP Racing	2:07.189	3	3	2.221	0.023	84.03
5	51	E	4 Michael HOGARTH	Honda SP1 - WHR Racing	2:08.189	5	6	3.221	1.000	83.37
6	138	E	5 James REVELEY	Yamaha R6 - PCN Racing	2:08.406	6	6	3.438	0.217	83.23
7	54		2 Adam JAMISON	Yamaha R6 - Team AJR	2:08.762	4	4	3.794	0.356	83.00
8	48		3 Shaun WALLIS	Yamaha R6 - MBC Despatch Racing	2:09.611	6	6	4.643	0.849	82.46
9	44	E	6 Denzil DAVIES	Suzuki GSXR 750 - Advance Mouldings Ltd	2:09.906	4	5	4.938	0.295	82.27
10	624		4 Matthew FEDRICK	Yamaha R6 - M. Fedrick Farriers ltd/ Palmer Race Skoc	2:10.621	3	5	5.653	0.715	81.82
11	81		5 Malvern MAY	Honda CBR600RR -	2:11.005	3	6	6.037	0.384	81.58
12	25		6 Harrison DAY	Suzuki SV650 -	2:11.027	3	4	6.059	0.022	81.57
13	32	R	1 Jack WILLIAMS	Honda CBR600 -	2:11.075	5	5	6.107	0.048	81.54
14	168	R	2 Aaron DALRYMPLE	Suzuki GSXR 600 -	2:11.307	5	5	6.339	0.232	81.39
15	84		7 Ricardo BRANCO	Yamaha R6 - IMP Racing	2:11.857	3	6	6.889	0.550	81.05
16	75	E	7 Stewart MAY	Honda CBR600F3 - Moths in the wallet	2:12.675	5	5	7.707	0.818	80.55
17	109	R	3 Marc BELL	Yamaha R6 5SL -	2:13.168	4	5	8.200	0.493	80.26
18	351		9 Sam DIGBY-BAKER	Yamaha R6 -	2:13.544	5	5	8.576	0.376	80.03
19	55	E	8 Nick HODGINS	Suzuki GSXR 750 - Dad, Claire, Super Sam, ASR, Caz	2:14.083	5	5	9.115	0.539	79.71
20	12	E	9 Russell TAYLOR	Suzuki GSXR 750 -	2:14.528	5	5	9.560	0.445	79.44
21	35	E	10 Stephen HARVEY	Yamaha YZF R1 -	2:15.455	3	5	10.487	0.927	78.90
22	50		10 Paul ROBSON	Kawaski ZX6R - RBProperty services & Environment Li	2:16.405	3	5	11.437	0.950	78.35
23	6	E	11 Andrew FIRTH	Yamaha YZF-R1 - LTRmotorcycles.co.uk / Palmer Rac	2:16.595	5	5	11.627	0.190	78.24
24	24	E	12 Mark REYNOLDS	Aprilia MILLE -	2:17.279	3	5	12.311	0.684	77.85
25	37	E	13 Ricky WOODS	Suzuki GSXR 600 - KTS Vehicle Repairs	2:17.754	5	5	12.786	0.475	77.58
26	46	E	14 Adrian DRAPER	Suzuki GSXR 750 - droopy racing uk	2:20.137	5	5	15.169	2.383	76.26
27	333	R	4 Mark STUBBERFIELD	Suzuki SV650 SUPERTWIN -	2:21.159	5	5	16.191	1.022	75.71
28	80	R	5 Stephen LANE	Kawasaki ZX6R -	2:22.262	5	5	17.294	1.103	75.12
29	254	E	15 Rick WINDAS	Ducati 998 - Army Medical Services	2:22.773	5	5	17.805	0.511	74.86
30	49	R	6 Oli CHAYTOR	Yamaha R6 - PearTree Racing	2:23.163	3	4	18.195	0.390	74.65
31	513	R	7 Pablo ROMERO	Suzuki GSXR600 - The Sausage Racing Team	2:25.033	4	5	20.065	1.870	73.69
32	185	R	8 Ben LOGAN	Kawasaki ZX6R -	2:25.600	2	2	20.632	0.567	73.40
33	101		12 Glen TRIPP	Honda CBR 600FW - yaki too racing	2:25.667	3	4	20.699	0.067	73.37
34	286	R	9 Michael HALES	Suzuki GSXR 600 - Cambs car collection	2:25.958	5	5	20.990	0.291	73.22
35	129	E	16 Derek CRIPPS	Yamaha R1 - Kelly Cripps - Team FBR	2:29.469	1	1	24.501	3.511	71.50
36	22		13 Matthew MAY	Honda CBR600FY - Late Breakers	2:31.308	2	2	26.340	1.839	70.63
37	18	E	17 Stuart ALBON	Honda 954 Fireblade - Winter Sun Skydiving	2:38.610	4	4	33.642	7.302	67.38

Weather / Track : Cloudy / Dry

These results are provisional until the conclusion of any judicial and technical matters.

Snetterton 300

Circuit Length = 2.9689 miles

Start: 09:30 Flag 09:42 End: 09:44

Clerk Of Course :	Stewards :	Timekeeper : Craig Smith
-------------------	------------	--------------------------

Results can be found at [www.tsl-timing.com](http://www.tsl-timing.com)

Printed - 09:44 Saturday, 29 May 2021



# BMCRC - MRO Championships 2021 - Rnd 2 @ Snetterton 300

Thunderbike Sport & Thunderbike Extreme

## QUALIFYING - SECTOR ANALYSIS



SECTOR 1 = FL to I1, SECTOR 2 = I1 to FL, DIFF = Difference To Personal Best Lap, P = Crossed Finish Line in Pit Lane, D = Time Disallowed

P1 52		Elliot FRICKER		Honda CBR600 - Petwise.org, S&S, Ride in Bike Tyres			
IDEAL LAP TIME : 2:04.968		BEST LAP TIME : 2:04.968		DIFFERENCE : 0.000			
LAP	SECTOR 1	SECTOR 2	LAP TIME	MPH	DIFF	TIME OF DAY	
1 -	1:32.593	43.384	2:15.977	78.60	11.009	09:33:05.084	
2 -	1:25.116	43.564	2:08.680	83.05	3.712	09:35:13.764	
3 -	1:25.224	42.476	2:07.700	83.69	2.732	09:37:21.464	
4 -	1:24.914	42.656	2:07.570 (3)	83.78	2.602	09:39:29.034	
5 -	<b>1:22.903</b>	<b>42.065</b>	<b>2:04.968 (1)</b>	<b>85.52</b>		<b>09:41:34.002</b>	
6 -	1:23.102	44.149	2:07.251 (2)	83.99	2.283	09:43:41.253	

P2 961 E		Jack SIM		Yamaha R6 - Platform Lift Engineers Ltd			
IDEAL LAP TIME : 2:05.659		BEST LAP TIME : 2:06.078		DIFFERENCE : 0.419			
LAP	SECTOR 1	SECTOR 2	LAP TIME	MPH	DIFF	TIME OF DAY	
1 -	1:30.438	43.356	2:13.794	79.88	7.716	09:33:04.729	
2 -	1:25.212	43.160	2:08.372	83.25	2.294	09:35:13.101	
3 -	1:25.711	42.278	2:07.989	83.50	1.911	09:37:21.090	
4 -	1:25.042	42.520	2:07.562 (2)	83.78	1.484	09:39:28.652	
5 -	1:24.055	<b>42.023</b>	<b>2:06.078 (1)</b>	<b>84.77</b>		<b>09:41:34.730</b>	
6 -	<b>1:23.636</b>	44.099	2:07.735 (3)	83.67	1.657	09:43:42.465	

P3 117 E		Raymond STAGG		Suzuki K2 750 -			
IDEAL LAP TIME : 2:07.166		BEST LAP TIME : 2:07.166		DIFFERENCE : 0.000			
LAP	SECTOR 1	SECTOR 2	LAP TIME	MPH	DIFF	TIME OF DAY	
1 -	1:37.575	45.685	2:23.260	74.60	16.094	09:33:18.710	
2 -	1:27.011	44.159	2:11.170	81.48	4.004	09:35:29.880	
3 -	1:24.903	43.434	2:08.337 (2)	83.28	1.171	09:37:38.217	
4 -	1:25.268	43.957	2:09.225	82.70	2.059	09:39:47.442	
5 -	1:24.544	44.382	2:08.926 (3)	82.90	1.760	09:41:56.368	
6 -	<b>1:24.152</b>	<b>43.014</b>	<b>2:07.166 (1)</b>	<b>84.04</b>		<b>09:44:03.534</b>	

P4 77 E		David MAY		Suzuki GSXR 750 K1 - ELP Racing			
IDEAL LAP TIME : 2:07.189		BEST LAP TIME : 2:07.189		DIFFERENCE : 0.000			
LAP	SECTOR 1	SECTOR 2	LAP TIME	MPH	DIFF	TIME OF DAY	
1 -	1:32.042	44.061	2:16.103 (3)	78.52	8.914	09:33:07.822	
2 -	1:26.457	42.847	2:09.304 (2)	82.65	2.115	09:35:17.126	
3 -	<b>1:25.104</b>	<b>42.085</b>	<b>2:07.189 (1)</b>	<b>84.03</b>		<b>09:37:24.315</b>	

P5 51 E		Michael HOGARTH		Honda SP1 - WHR Racing			
IDEAL LAP TIME : 2:07.542		BEST LAP TIME : 2:08.189		DIFFERENCE : 0.647			
LAP	SECTOR 1	SECTOR 2	LAP TIME	MPH	DIFF	TIME OF DAY	
1 -	1:30.340	43.980	2:14.320	79.57	6.131	09:33:02.877	
2 -	1:26.488	43.092	2:09.580	82.48	1.391	09:35:12.457	
3 -	1:26.355	43.424	2:09.779	82.35	1.590	09:37:22.236	
4 -	1:25.816	<b>42.734</b>	2:08.550 (2)	83.14	0.361	09:39:30.786	
5 -	<b>1:24.808</b>	43.381	<b>2:08.189 (1)</b>	<b>83.37</b>		<b>09:41:38.975</b>	
6 -	1:25.322	44.176	2:09.498 (3)	82.53	1.309	09:43:48.473	

P6 138 E		James REVELEY		Yamaha R6 - PCN Racing			
IDEAL LAP TIME : 2:07.986		BEST LAP TIME : 2:08.406		DIFFERENCE : 0.420			
LAP	SECTOR 1	SECTOR 2	LAP TIME	MPH	DIFF	TIME OF DAY	
1 -	1:31.592	46.076	2:17.668	77.63	9.262	09:33:30.776	
2 -	1:29.618	44.133	2:13.751	79.91	5.345	09:35:44.527	
3 -	1:27.896	43.040	2:10.936	81.62	2.530	09:37:55.463	
4 -	1:27.431	43.270	2:10.701 (3)	81.77	2.295	09:40:06.164	
5 -	1:26.103	<b>42.548</b>	2:08.651 (2)	83.07	0.245	09:42:14.815	
6 -	<b>1:25.438</b>	42.968	<b>2:08.406 (1)</b>	<b>83.23</b>		<b>09:44:23.221</b>	

Weather / Track : Cloudy / Dry

Snetterton 300  
Circuit Length = 2.9689 miles  
Start: 09:30 Flag 09:42 End: 09:44

# BMCRC - MRO Championships 2021 - Rnd 2 @ Snetterton 300

Thunderbike Sport & Thunderbike Extreme

## QUALIFYING - SECTOR ANALYSIS



SECTOR 1 = FL to I1, SECTOR 2 = I1 to FL, DIFF = Difference To Personal Best Lap, P = Crossed Finish Line in Pit Lane, D = Time Disallowed

P7 54		Adam JAMISON		Yamaha R6 - Team AJR			
IDEAL LAP TIME : 2:08.503		BEST LAP TIME : 2:08.762		DIFFERENCE : 0.259			
LAP	SECTOR 1	SECTOR 2	LAP TIME	MPH	DIFF	TIME OF DAY	
1 -	1:30.232	43.826	2:14.058	79.72	5.296	09:33:03.376	
2 -	1:26.525	43.701	2:10.226 (3)	82.07	1.464	09:35:13.602	
3 -	1:26.150	43.123	2:09.273 (2)	82.67	0.511	09:37:22.875	
4 -	1:26.242	<b>42.520</b>	<b>2:08.762 (1)</b>	<b>83.00</b>		<b>09:39:31.637</b>	

P8 48		Shaun WALLIS		Yamaha R6 - MBC Despatch Racing			
IDEAL LAP TIME : 2:09.611		BEST LAP TIME : 2:09.611		DIFFERENCE : 0.000			
LAP	SECTOR 1	SECTOR 2	LAP TIME	MPH	DIFF	TIME OF DAY	
1 -	1:31.788	45.436	2:17.224	77.88	7.613	09:33:07.795	
2 -	1:27.493	44.659	2:12.152	80.87	2.541	09:35:19.947	
3 -	1:26.241	44.568	2:10.809 (2)	81.70	1.198	09:37:30.756	
4 -	1:26.586	45.397	2:11.983 (3)	80.98	2.372	09:39:42.739	
5 -	1:26.250	45.941	2:12.191	80.85	2.580	09:41:54.930	
6 -	<b>1:25.969</b>	<b>43.642</b>	<b>2:09.611 (1)</b>	<b>82.46</b>		<b>09:44:04.541</b>	

P9 44 E		Denzil DAVIES		Suzuki GSXR 750 - Advance Mouldings Ltd			
IDEAL LAP TIME : 2:09.842		BEST LAP TIME : 2:09.906		DIFFERENCE : 0.064			
LAP	SECTOR 1	SECTOR 2	LAP TIME	MPH	DIFF	TIME OF DAY	
1 -	1:35.714	45.256	2:20.970	75.81	11.064	09:33:33.711	
2 -	1:28.966	47.155	2:16.121	78.51	6.215	09:35:49.832	
3 -	1:28.361	45.573	2:13.934 (3)	79.80	4.028	09:38:03.766	
4 -	1:26.311	<b>43.595</b>	<b>2:09.906 (1)</b>	<b>82.27</b>		<b>09:40:13.672</b>	
5 -	<b>1:26.247</b>	45.409	2:11.656 (2)	81.18	1.750	09:42:25.328	

P10 624		Matthew FEDRICK		Yamaha R6 - M. Fedrick Farriers Ltd/ Palmer Race Skool			
IDEAL LAP TIME : 2:10.621		BEST LAP TIME : 2:10.621		DIFFERENCE : 0.000			
LAP	SECTOR 1	SECTOR 2	LAP TIME	MPH	DIFF	TIME OF DAY	
1 -	1:32.715	44.926	2:17.641	77.65	7.020	09:33:34.347	
2 -	1:27.260	45.291	2:12.551 (3)	80.63	1.930	09:35:46.898	
3 -	<b>1:26.911</b>	<b>43.710</b>	<b>2:10.621 (1)</b>	<b>81.82</b>		<b>09:37:57.519</b>	
4 -	1:27.082	45.412	2:12.494 (2)	80.66	1.873	09:40:10.013	
5 -	1:29.196	45.496	2:14.692	79.35	4.071	09:42:24.705	

P11 81		Malvern MAY		Honda CBR600RR -			
IDEAL LAP TIME : 2:11.005		BEST LAP TIME : 2:11.005		DIFFERENCE : 0.000			
LAP	SECTOR 1	SECTOR 2	LAP TIME	MPH	DIFF	TIME OF DAY	
1 -	1:33.619	44.703	2:18.322	77.26	7.317	09:33:12.999	
2 -	1:29.070	44.633	2:13.703	79.93	2.698	09:35:26.702	
3 -	<b>1:27.326</b>	<b>43.679</b>	<b>2:11.005 (1)</b>	<b>81.58</b>		<b>09:37:37.707</b>	
4 -	1:27.523	44.315	2:11.838 (2)	81.06	0.833	09:39:49.545	
5 -	1:29.360	48.477	2:17.837	77.54	6.832	09:42:07.382	
6 -	1:28.098	44.478	2:12.576 (3)	80.61	1.571	09:44:19.958	

P12 25		Harrison DAY		Suzuki SV650 -			
IDEAL LAP TIME : 2:10.785		BEST LAP TIME : 2:11.027		DIFFERENCE : 0.242			
LAP	SECTOR 1	SECTOR 2	LAP TIME	MPH	DIFF	TIME OF DAY	
1 -	OUTLAP	44.430	2:19.482	76.62	8.455	09:35:33.207	
2 -	1:26.856	<b>44.295</b>	2:11.151 (2)	81.49	0.124	09:37:44.358	
3 -	<b>1:26.490</b>	44.537	<b>2:11.027 (1)</b>	<b>81.57</b>		<b>09:39:55.385</b>	
4 -	1:27.438	44.660	2:12.098 (3)	80.91	1.071	09:42:07.483	

Weather / Track : Cloudy / Dry

Snetterton 300  
Circuit Length = 2.9689 miles  
Start: 09:30 Flag 09:42 End: 09:44

# BMCRC - MRO Championships 2021 - Rnd 2 @ Snetterton 300

Thunderbike Sport & Thunderbike Extreme

## QUALIFYING - SECTOR ANALYSIS



SECTOR 1 = FL to I1, SECTOR 2 = I1 to FL, DIFF = Difference To Personal Best Lap, P = Crossed Finish Line in Pit Lane, D = Time Disallowed

P13 32 R		Jack WILLIAMS		Honda CBR600 -		
IDEAL LAP TIME : 2:11.075		BEST LAP TIME : 2:11.075		DIFFERENCE : 0.000		
LAP	SECTOR 1	SECTOR 2	LAP TIME	MPH	DIFF	TIME OF DAY
1 -	1:39.380	48.026	2:27.406	72.50	16.331	09:33:45.228
2 -	1:31.079	44.919	2:15.998	78.58	4.923	09:36:01.226
3 -	1:29.746	44.827	2:14.573 (2)	79.42	3.498	09:38:15.799
4 -	1:28.484	47.488	2:15.972 (3)	78.60	4.897	09:40:31.771
5 -	<b>1:27.178</b>	<b>43.897</b>	<b>2:11.075 (1)</b>	<b>81.54</b>		<b>09:42:42.846</b>

P14 168 R		Aaron DALRYMPLE		Suzuki GSXR 600 -		
IDEAL LAP TIME : 2:11.307		BEST LAP TIME : 2:11.307		DIFFERENCE : 0.000		
LAP	SECTOR 1	SECTOR 2	LAP TIME	MPH	DIFF	TIME OF DAY
1 -	1:38.183	47.281	2:25.464	73.47	14.157	09:33:46.199
2 -	1:29.336	44.755	2:14.091 (3)	79.70	2.784	09:36:00.290
3 -	1:28.967	44.422	2:13.389 (2)	80.12	2.082	09:38:13.679
4 -	1:29.615	44.745	2:14.360	79.54	3.053	09:40:28.039
5 -	<b>1:26.924</b>	<b>44.383</b>	<b>2:11.307 (1)</b>	<b>81.39</b>		<b>09:42:39.346</b>

P15 84		Ricardo BRANCO		Yamaha R6 - IMP Racing		
IDEAL LAP TIME : 2:11.857		BEST LAP TIME : 2:11.857		DIFFERENCE : 0.000		
LAP	SECTOR 1	SECTOR 2	LAP TIME	MPH	DIFF	TIME OF DAY
1 -	1:31.797	45.197	2:16.994	78.01	5.137	09:33:08.568
2 -	1:28.364	44.522	2:12.886	80.43	1.029	09:35:21.454
3 -	<b>1:27.722</b>	<b>44.135</b>	<b>2:11.857 (1)</b>	<b>81.05</b>		<b>09:37:33.311</b>
4 -	1:27.825	44.905	2:12.730 (2)	80.52	0.873	09:39:46.041
5 -	1:27.863	45.985	2:13.848	79.85	1.991	09:41:59.889
6 -	1:28.096	44.655	2:12.751 (3)	80.51	0.894	09:44:12.640

P16 75 E		Stewart MAY		Honda CBR600F3 - Moths in the wallet		
IDEAL LAP TIME : 2:12.247		BEST LAP TIME : 2:12.675		DIFFERENCE : 0.428		
LAP	SECTOR 1	SECTOR 2	LAP TIME	MPH	DIFF	TIME OF DAY
1 -	1:35.152	46.816	2:21.968	75.28	9.293	09:33:36.601
2 -	1:28.650	45.757	2:14.407 (3)	79.52	1.732	09:35:51.008
3 -	1:31.302	45.098	2:16.400	78.35	3.725	09:38:07.408
4 -	<b>1:27.287</b>	45.565	2:12.852 (2)	80.45	0.177	09:40:20.260
5 -	1:27.715	<b>44.960</b>	<b>2:12.675 (1)</b>	<b>80.55</b>		<b>09:42:32.935</b>

P17 109 R		Marc BELL		Yamaha R6 5SL -		
IDEAL LAP TIME : 2:13.168		BEST LAP TIME : 2:13.168		DIFFERENCE : 0.000		
LAP	SECTOR 1	SECTOR 2	LAP TIME	MPH	DIFF	TIME OF DAY
1 -	1:44.030	49.186	2:33.216	69.75	20.048	09:33:59.897
2 -	1:34.473	46.174	2:20.647	75.99	7.479	09:36:20.544
3 -	1:30.294	46.030	2:16.324 (3)	78.40	3.156	09:38:36.868
4 -	<b>1:28.423</b>	<b>44.745</b>	<b>2:13.168 (1)</b>	<b>80.26</b>		<b>09:40:50.036</b>
5 -	1:28.628	44.899	2:13.527 (2)	80.04	0.359	09:43:03.563

P18 351		Sam DIGBY-BAKER		Yamaha R6 -		
IDEAL LAP TIME : 2:13.544		BEST LAP TIME : 2:13.544		DIFFERENCE : 0.000		
LAP	SECTOR 1	SECTOR 2	LAP TIME	MPH	DIFF	TIME OF DAY
1 -	1:37.491	47.328	2:24.819	73.80	11.275	09:33:43.343
2 -	1:31.387	45.632	2:17.019 (3)	78.00	3.475	09:36:00.362
3 -	1:30.374	45.290	2:15.664 (2)	78.78	2.120	09:38:16.026
4 -	1:31.591	45.657	2:17.248	77.87	3.704	09:40:33.274
5 -	<b>1:29.410</b>	<b>44.134</b>	<b>2:13.544 (1)</b>	<b>80.03</b>		<b>09:42:46.818</b>

Weather / Track : Cloudy / Dry

Snetterton 300  
Circuit Length = 2.9689 miles  
Start: 09:30 Flag 09:42 End: 09:44

# BMCRC - MRO Championships 2021 - Rnd 2 @ Snetterton 300

Thunderbike Sport & Thunderbike Extreme

## QUALIFYING - SECTOR ANALYSIS



SECTOR 1 = FL to I1, SECTOR 2 = I1 to FL, DIFF = Difference To Personal Best Lap, P = Crossed Finish Line in Pit Lane, D = Time Disallowed

P19 55 E		Nick HODGINS		Suzuki GSXR 750 - Dad, Claire, Super Sam, ASR, Caz			
IDEAL LAP TIME : 2:14.073		BEST LAP TIME : 2:14.083		DIFFERENCE : 0.010			
LAP	SECTOR 1	SECTOR 2	LAP TIME	MPH	DIFF	TIME OF DAY	
1 -	1:37.284	46.568	2:23.852	74.29	9.769	09:33:38.624	
2 -	1:29.479	<b>45.058</b>	2:14.537 (2)	79.44	0.454	09:35:53.161	
3 -	1:31.772	46.776	2:18.548 (3)	77.14	4.465	09:38:11.709	
4 -	1:32.102	48.314	2:20.416	76.11	6.333	09:40:32.125	
5 -	<b>1:29.015</b>	45.068	<b>2:14.083 (1)</b>	<b>79.71</b>		<b>09:42:46.208</b>	

P20 12 E		Russell TAYLOR		Suzuki GSXR 750 -			
IDEAL LAP TIME : 2:14.528		BEST LAP TIME : 2:14.528		DIFFERENCE : 0.000			
LAP	SECTOR 1	SECTOR 2	LAP TIME	MPH	DIFF	TIME OF DAY	
1 -	1:42.309	46.890	2:29.199	71.63	14.671	09:33:20.299	
2 -	1:31.580	45.799	2:17.379	77.79	2.851	09:35:37.678	
3 -	1:30.283	45.873	2:16.156 (3)	78.49	1.628	09:37:53.834	
4 -	1:29.564	46.187	2:15.751 (2)	78.73	1.223	09:40:09.585	
5 -	<b>1:29.348</b>	<b>45.180</b>	<b>2:14.528 (1)</b>	<b>79.44</b>		<b>09:42:24.113</b>	

P21 35 E		Stephen HARVEY		Yamaha YZF R1 -			
IDEAL LAP TIME : 2:14.497		BEST LAP TIME : 2:15.455		DIFFERENCE : 0.958			
LAP	SECTOR 1	SECTOR 2	LAP TIME	MPH	DIFF	TIME OF DAY	
1 -	1:36.576	46.937	2:23.513	74.47	8.058	09:33:44.225	
2 -	1:30.311	<b>45.189</b>	2:15.500 (2)	78.87	0.045	09:35:59.725	
3 -	<b>1:29.308</b>	46.147	<b>2:15.455 (1)</b>	<b>78.90</b>		<b>09:38:15.180</b>	
4 -	1:32.997	47.955	2:20.952	75.82	5.497	09:40:36.132	
5 -	1:30.472	46.908	2:17.380 (3)	77.79	1.925	09:42:53.512	

P22 50		Paul ROBSON		Kawaski ZX6R - RBProperty services & Environment Lighting			
IDEAL LAP TIME : 2:15.994		BEST LAP TIME : 2:16.405		DIFFERENCE : 0.411			
LAP	SECTOR 1	SECTOR 2	LAP TIME	MPH	DIFF	TIME OF DAY	
1 -	1:37.129	46.877	2:24.006	74.21	7.601	09:33:47.775	
2 -	1:31.740	<b>46.011</b>	2:17.751 (2)	77.58	1.346	09:36:05.526	
3 -	<b>1:29.983</b>	46.422	<b>2:16.405 (1)</b>	<b>78.35</b>		<b>09:38:21.931</b>	
4 -	1:31.631	46.503	2:18.134 (3)	77.37	1.729	09:40:40.065	
5 -	1:31.368	48.068	2:19.436	76.65	3.031	09:42:59.501	

P23 6 E		Andrew FIRTH		Yamaha YZF-R1 - LTRmotorcycles.co.uk / Palmer Race Skool /			
IDEAL LAP TIME : 2:16.595		BEST LAP TIME : 2:16.595		DIFFERENCE : 0.000			
LAP	SECTOR 1	SECTOR 2	LAP TIME	MPH	DIFF	TIME OF DAY	
1 -	1:40.898	48.796	2:29.694	71.39	13.099	09:33:57.103	
2 -	1:34.457	46.448	2:20.905 (3)	75.85	4.310	09:36:18.008	
3 -	1:32.585	48.961	2:21.546	75.50	4.951	09:38:39.554	
4 -	1:33.482	46.821	2:20.303 (2)	76.17	3.708	09:40:59.857	
5 -	<b>1:30.470</b>	<b>46.125</b>	<b>2:16.595 (1)</b>	<b>78.24</b>		<b>09:43:16.452</b>	

P24 24 E		Mark REYNOLDS		Aprilia MILLE -			
IDEAL LAP TIME : 2:17.111		BEST LAP TIME : 2:17.279		DIFFERENCE : 0.168			
LAP	SECTOR 1	SECTOR 2	LAP TIME	MPH	DIFF	TIME OF DAY	
1 -	1:42.079	46.804	2:28.883	71.78	11.604	09:33:47.214	
2 -	1:34.967	<b>46.094</b>	2:21.061	75.76	3.782	09:36:08.275	
3 -	<b>1:31.017</b>	46.262	<b>2:17.279 (1)</b>	<b>77.85</b>		<b>09:38:25.554</b>	
4 -	1:31.113	48.159	2:19.272 (3)	76.74	1.993	09:40:44.826	
5 -	1:31.454	47.243	2:18.697 (2)	77.06	1.418	09:43:03.523	

Weather / Track : Cloudy / Dry

Snetterton 300  
Circuit Length = 2.9689 miles  
Start: 09:30 Flag 09:42 End: 09:44

# BMCRC - MRO Championships 2021 - Rnd 2 @ Snetterton 300

Thunderbike Sport & Thunderbike Extreme

## QUALIFYING - SECTOR ANALYSIS



SECTOR 1 = FL to I1, SECTOR 2 = I1 to FL, DIFF = Difference To Personal Best Lap, P = Crossed Finish Line in Pit Lane, D = Time Disallowed

P25 37 E		Ricky WOODS		Suzuki GSXR 600 - KTS Vehicle Repairs			
IDEAL LAP TIME : 2:16.482		BEST LAP TIME : 2:17.754		DIFFERENCE : 1.272			
LAP	SECTOR 1	SECTOR 2	LAP TIME	MPH	DIFF	TIME OF DAY	
1 -	1:38.258	48.826	2:27.084	72.66	9.330	09:33:43.854	
2 -	1:32.483	47.242	2:19.725 (3)	76.49	1.971	09:36:03.579	
3 -	1:31.769	<b>46.315</b>	2:18.084 (2)	77.40	0.330	09:38:21.663	
4 -	1:32.431	48.269	2:20.700	75.96	2.946	09:40:42.363	
5 -	<b>1:30.167</b>	47.587	<b>2:17.754 (1)</b>	<b>77.58</b>		<b>09:43:00.117</b>	

P26 46 E		Adrian DRAPER		Suzuki GSXR 750 - droopy racing uk			
IDEAL LAP TIME : 2:18.976		BEST LAP TIME : 2:20.137		DIFFERENCE : 1.161			
LAP	SECTOR 1	SECTOR 2	LAP TIME	MPH	DIFF	TIME OF DAY	
1 -	1:42.200	50.500	2:32.700	69.99	12.563	09:33:58.275	
2 -	1:34.194	<b>46.778</b>	2:20.972 (3)	75.81	0.835	09:36:19.247	
3 -	<b>1:32.198</b>	48.531	2:20.729 (2)	75.94	0.592	09:38:39.976	
4 -	1:35.084	48.649	2:23.733	74.36	3.596	09:41:03.709	
5 -	1:32.989	47.148	<b>2:20.137 (1)</b>	<b>76.26</b>		<b>09:43:23.846</b>	

P27 333 R		Mark STUBBERFIELD		Suzuki SV650 SUPERTWIN -			
IDEAL LAP TIME : 2:21.159		BEST LAP TIME : 2:21.159		DIFFERENCE : 0.000			
LAP	SECTOR 1	SECTOR 2	LAP TIME	MPH	DIFF	TIME OF DAY	
1 -	1:38.949	48.484	2:27.433	72.49	6.274	09:33:20.242	
2 -	1:33.852	48.321	2:22.173 (2)	75.17	1.014	09:35:42.415	
3 -	1:35.015	48.366	2:23.381	74.54	2.222	09:38:05.796	
4 -	1:34.169	48.715	2:22.884 (3)	74.80	1.725	09:40:28.680	
5 -	<b>1:33.647</b>	<b>47.512</b>	<b>2:21.159 (1)</b>	<b>75.71</b>		<b>09:42:49.839</b>	

P28 80 R		Stephen LANE		Kawasaki ZX6R -			
IDEAL LAP TIME : 2:21.871		BEST LAP TIME : 2:22.262		DIFFERENCE : 0.391			
LAP	SECTOR 1	SECTOR 2	LAP TIME	MPH	DIFF	TIME OF DAY	
1 -	1:41.185	49.231	2:30.416	71.05	8.154	09:33:26.699	
2 -	1:35.061	48.890	2:23.951	74.24	1.689	09:35:50.650	
3 -	1:34.767	<b>48.443</b>	2:23.210 (2)	74.63	0.948	09:38:13.860	
4 -	1:33.661	50.173	2:23.834 (3)	74.30	1.572	09:40:37.694	
5 -	<b>1:33.428</b>	48.834	<b>2:22.262 (1)</b>	<b>75.12</b>		<b>09:42:59.956</b>	

P29 254 E		Rick WINDAS		Ducati 998 - Army Medical Services			
IDEAL LAP TIME : 2:22.396		BEST LAP TIME : 2:22.773		DIFFERENCE : 0.377			
LAP	SECTOR 1	SECTOR 2	LAP TIME	MPH	DIFF	TIME OF DAY	
1 -	1:40.270	49.704	2:29.974	71.26	7.201	09:33:45.956	
2 -	1:36.325	<b>47.773</b>	2:24.098 (2)	74.17	1.325	09:36:10.054	
3 -	1:36.279	48.660	2:24.939 (3)	73.74	2.166	09:38:34.993	
4 -	1:38.462	51.162	2:29.624	71.43	6.851	09:41:04.617	
5 -	<b>1:34.623</b>	48.150	<b>2:22.773 (1)</b>	<b>74.86</b>		<b>09:43:27.390</b>	

P30 49 R		Oli CHAYTOR		Yamaha R6 - PearTree Racing			
IDEAL LAP TIME : 2:22.336		BEST LAP TIME : 2:23.163		DIFFERENCE : 0.827			
LAP	SECTOR 1	SECTOR 2	LAP TIME	MPH	DIFF	TIME OF DAY	
1 -	1:39.497	49.993	2:29.490	71.49	6.327	09:33:24.724	
2 -	1:35.846	<b>47.837</b>	2:23.683 (2)	74.38	0.520	09:35:48.407	
3 -	1:34.742	48.421	<b>2:23.163 (1)</b>	<b>74.65</b>		<b>09:38:11.570</b>	
4 -	1:35.151	49.179	2:24.330 (3)	74.05	1.167	09:40:35.900	

Weather / Track : Cloudy / Dry

Snetterton 300  
Circuit Length = 2.9689 miles  
Start: 09:30 Flag 09:42 End: 09:44

# BMCRC - MRO Championships 2021 - Rnd 2 @ Snetterton 300

Thunderbike Sport & Thunderbike Extreme

## QUALIFYING - SECTOR ANALYSIS



SECTOR 1 = FL to I1, SECTOR 2 = I1 to FL, DIFF = Difference To Personal Best Lap, P = Crossed Finish Line in Pit Lane, D = Time Disallowed

P31 513 R		Pablo ROMERO		Suzuki GSXR600 - The Sausage Racing Team			
IDEAL LAP TIME : 2:24.498		BEST LAP TIME : 2:25.033		DIFFERENCE : 0.535			
LAP	SECTOR 1	SECTOR 2	LAP TIME	MPH	DIFF	TIME OF DAY	
1 -	1:47.717	50.995	2:38.712	67.34	13.679	09:33:59.024	
2 -	1:37.432	50.194	2:27.626 (2)	72.39	2.593	09:36:26.650	
3 -	1:38.794	<b>49.794</b>	2:28.588 (3)	71.93	3.555	09:38:55.238	
4 -	<b>1:34.704</b>	50.329	<b>2:25.033 (1)</b>	<b>73.69</b>		<b>09:41:20.271</b>	
5 -	1:39.668	49.921	2:29.589	71.44	4.556	09:43:49.860	

P32 185 R		Ben LOGAN		Kawasaki ZX6R -			
IDEAL LAP TIME : 2:25.600		BEST LAP TIME : 2:25.600		DIFFERENCE : 0.000			
LAP	SECTOR 1	SECTOR 2	LAP TIME	MPH	DIFF	TIME OF DAY	
1 -	1:41.734	50.742	2:32.476 (2)	70.09	6.876	09:33:24.532	
2 -	<b>1:36.364</b>	<b>49.236</b>	<b>2:25.600 (1)</b>	<b>73.40</b>		<b>09:35:50.132</b>	

P33 101		Glen TRIPP		Honda CBR 600FW - yaki too racing			
IDEAL LAP TIME : 2:25.667		BEST LAP TIME : 2:25.667		DIFFERENCE : 0.000			
LAP	SECTOR 1	SECTOR 2	LAP TIME	MPH	DIFF	TIME OF DAY	
1 -	1:45.915	50.807	2:36.722	68.19	11.055	09:33:58.063	
2 -	1:37.199	50.519	2:27.718 (3)	72.35	2.051	09:36:25.781	
3 -	<b>1:36.425</b>	<b>49.242</b>	<b>2:25.667 (1)</b>	<b>73.37</b>		<b>09:38:51.448</b>	
4 -	1:36.889	50.158	2:27.047 (2)	72.68	1.380	09:41:18.495	

P34 286 R		Michael HALES		Suzuki GSXR 600 - Cambs car collection			
IDEAL LAP TIME : 2:25.337		BEST LAP TIME : 2:25.958		DIFFERENCE : 0.621			
LAP	SECTOR 1	SECTOR 2	LAP TIME	MPH	DIFF	TIME OF DAY	
1 -	1:45.592	50.242	2:35.834	68.58	9.876	09:33:55.558	
2 -	1:40.046	50.439	2:30.485	71.02	4.527	09:36:26.043	
3 -	1:37.517	<b>48.609</b>	2:26.126 (2)	73.14	0.168	09:38:52.169	
4 -	<b>1:36.728</b>	50.330	2:27.058 (3)	72.67	1.100	09:41:19.227	
5 -	1:36.874	49.084	<b>2:25.958 (1)</b>	<b>73.22</b>		<b>09:43:45.185</b>	

P35 129 E		Derek CRIPPS		Yamaha R1 - Kelly Cripps - Team FBR			
IDEAL LAP TIME : 2:29.469		BEST LAP TIME : 2:29.469		DIFFERENCE : 0.000			
LAP	SECTOR 1	SECTOR 2	LAP TIME	MPH	DIFF	TIME OF DAY	
1 -	<b>1:41.783</b>	<b>47.686</b>	<b>2:29.469 (1)</b>	<b>71.50</b>		<b>09:33:54.915</b>	

P36 22		Matthew MAY		Honda CBR600FY - Late Breakers			
IDEAL LAP TIME : 2:31.308		BEST LAP TIME : 2:31.308		DIFFERENCE : 0.000			
LAP	SECTOR 1	SECTOR 2	LAP TIME	MPH	DIFF	TIME OF DAY	
1 -	1:44.243	53.417	2:37.660 (2)	67.79	6.352	09:33:54.826	
2 -	<b>1:40.355</b>	<b>50.953</b>	<b>2:31.308 (1)</b>	<b>70.63</b>		<b>09:36:26.134</b>	

P37 18 E		Stuart ALBON		Honda 954 Fireblade - Winter Sun Skydiving			
IDEAL LAP TIME : 2:38.610		BEST LAP TIME : 2:38.610		DIFFERENCE : 0.000			
LAP	SECTOR 1	SECTOR 2	LAP TIME	MPH	DIFF	TIME OF DAY	
1 -	2:04.041	57.776	3:01.817	58.78	23.207	09:34:18.501	
2 -	1:50.559	55.036	2:45.595 (3)	64.54	6.985	09:37:04.096	
3 -	1:48.365	54.332	2:42.697 (2)	65.69	4.087	09:39:46.793	
4 -	<b>1:45.792</b>	<b>52.818</b>	<b>2:38.610 (1)</b>	<b>67.38</b>		<b>09:42:25.403</b>	

Weather / Track : Cloudy / Dry

Snetterton 300  
Circuit Length = 2.9689 miles  
Start: 09:30 Flag 09:42 End: 09:44



# BMCRC - MRO Championships 2021 - Rnd 2 @ Snetterton 300

## Thunderbike Sport & Thunderbike Extreme

### QUALIFYING - BEST SECTORS

SECTOR 1			SECTOR 2			IDEAL / BEST COMPARISON						
POS	NO	NAME	TIME	NO	NAME	TIME	POS	NO	NAME	IDEAL	BEST	DIFF
									<b>PERFECT LAP</b>	<b>2:04.926</b>		
1	52	FRICKER	1:22.903	961	SIM	42.023	1	52	FRICKER	2:04.968	2:04.968	0.000
2	961	SIM	1:23.636	52	FRICKER	42.065	2	961	SIM	2:05.659	2:06.078	0.419
3	117	STAGG	1:24.152	77	MAY	42.085	3	117	STAGG	2:07.166	2:07.166	0.000
4	51	HOGARTH	1:24.808	54	JAMISON	42.520	4	77	MAY	2:07.189	2:07.189	0.000
5	77	MAY	1:25.104	138	REVELEY	42.548	5	51	HOGARTH	2:07.542	2:08.189	0.647
6	138	REVELEY	1:25.438	51	HOGARTH	42.734	6	138	REVELEY	2:07.986	2:08.406	0.420
7	48	WALLIS	1:25.969	117	STAGG	43.014	7	54	JAMISON	2:08.503	2:08.762	0.259
8	54	JAMISON	1:25.983	44	DAVIES	43.595	8	48	WALLIS	2:09.611	2:09.611	0.000
9	44	DAVIES	1:26.247	48	WALLIS	43.642	9	44	DAVIES	2:09.842	2:09.906	0.064
10	25	DAY	1:26.490	81	MAY	43.679	10	624	FEDRICK	2:10.621	2:10.621	0.000
11	624	FEDRICK	1:26.911	624	FEDRICK	43.710	11	25	DAY	2:10.785	2:11.027	0.242
12	168	DALRYMPLE	1:26.924	32	WILLIAMS	43.897	12	81	MAY	2:11.005	2:11.005	0.000
13	32	WILLIAMS	1:27.178	351	DIGBY-BAKER	44.134	13	32	WILLIAMS	2:11.075	2:11.075	0.000
14	75	MAY	1:27.287	84	BRANCO	44.135	14	168	DALRYMPLE	2:11.307	2:11.307	0.000
15	81	MAY	1:27.326	25	DAY	44.295	15	84	BRANCO	2:11.857	2:11.857	0.000
16	84	BRANCO	1:27.722	168	DALRYMPLE	44.383	16	75	MAY	2:12.247	2:12.675	0.428
17	109	BELL	1:28.423	109	BELL	44.745	17	109	BELL	2:13.168	2:13.168	0.000
18	55	HODGINS	1:29.015	75	MAY	44.960	18	351	DIGBY-BAKER	2:13.544	2:13.544	0.000
19	35	HARVEY	1:29.308	55	HODGINS	45.058	19	55	HODGINS	2:14.073	2:14.083	0.010
20	12	TAYLOR	1:29.348	12	TAYLOR	45.180	20	35	HARVEY	2:14.497	2:15.455	0.958
21	351	DIGBY-BAKER	1:29.410	35	HARVEY	45.189	21	12	TAYLOR	2:14.528	2:14.528	0.000
22	50	ROBSON	1:29.983	50	ROBSON	46.011	22	50	ROBSON	2:15.994	2:16.405	0.411
23	37	WOODS	1:30.167	24	REYNOLDS	46.094	23	37	WOODS	2:16.482	2:17.754	1.272
24	6	FIRTH	1:30.470	6	FIRTH	46.125	24	6	FIRTH	2:16.595	2:16.595	0.000
25	24	REYNOLDS	1:31.017	37	WOODS	46.315	25	24	REYNOLDS	2:17.111	2:17.279	0.168
26	46	DRAPER	1:32.198	46	DRAPER	46.778	26	46	DRAPER	2:18.976	2:20.137	1.161
27	80	LANE	1:33.428	333	STUBBERFIELD	47.512	27	333	STUBBERFIELD	2:21.159	2:21.159	0.000
28	333	STUBBERFIELD	1:33.647	129	CRIPPS	47.686	28	80	LANE	2:21.871	2:22.262	0.391
29	49	CHAYTOR	1:34.499	254	WINDAS	47.773	29	49	CHAYTOR	2:22.336	2:23.163	0.827
30	254	WINDAS	1:34.623	49	CHAYTOR	47.837	30	254	WINDAS	2:22.396	2:22.773	0.377
31	513	ROMERO	1:34.704	80	LANE	48.443	31	513	ROMERO	2:24.498	2:25.033	0.535
32	185	LOGAN	1:36.364	286	HALES	48.609	32	286	HALES	2:25.337	2:25.958	0.621
33	101	TRIPP	1:36.425	185	LOGAN	49.236	33	185	LOGAN	2:25.600	2:25.600	0.000
34	286	HALES	1:36.728	101	TRIPP	49.242	34	101	TRIPP	2:25.667	2:25.667	0.000
35	22	MAY	1:40.355	513	ROMERO	49.794	35	129	CRIPPS	2:29.469	2:29.469	0.000
36	129	CRIPPS	1:41.783	22	MAY	50.953	36	22	MAY	2:31.308	2:31.308	0.000
37	18	ALBON	1:45.792	18	ALBON	52.818	37	18	ALBON	2:38.610	2:38.610	0.000

Weather / Track : Cloudy / Dry

Snetterton 300

Circuit Length = 2.9689 miles

Start: 09:30 Flag 09:42 End: 09:44

Results can be found at [www.tsl-timing.com](http://www.tsl-timing.com)

Printed - 09:44 Saturday, 29 May 2021

# BMCRC - MRO Championships 2021 - Rnd 2 @ Snetterton 300

## Thunderbike Sport & Thunderbike Extreme

### QUALIFYING - STATISTICS

**Competitors Started** 37  
**Planned Start** 2021-05-29 @ 09:36:00.000  
**Actual Start** 2021-05-29 @ 09:30:40.501  
**Finish Time** 2021-05-29 @ 09:42:24.112  
**Track Length** 2.9689mi.  
**Total Laps** 176  
**Total Distance Covered** 522.5284mi.

### Session Fastest Lap History

NO	CL	NAME	LAP TIME	TIME OF DAY	LAP	VEHICLE
51	E	Michael HOGARTH	2:14.320	09:33:02.883	1	Honda SP1
54		Adam JAMISON	2:14.058	09:33:03.384	1	Yamaha R6
961	E	Jack SIM	2:13.794	09:33:04.736	1	Yamaha R6
51	E	Michael HOGARTH	2:09.580	09:35:12.463	2	Honda SP1
961	E	Jack SIM	2:08.372	09:35:13.109	2	Yamaha R6
961	E	Jack SIM	2:07.989	09:37:21.097	3	Yamaha R6
52		Elliot FRICKER	2:07.700	09:37:21.482	3	Honda CBR600
77	E	David MAY	2:07.189	09:37:24.315	3	Suzuki GSXR 750 K1
52		Elliot FRICKER	2:04.968	09:41:34.021	5	Honda CBR600

### Flag History

TYPE	TIME OF DAY
GREEN	09:30:40.501
FINISH	09:42:24.112

### Flag Statistics

TYPE	COUNT	TOTAL LAPS	TOTAL TIME
Green	1	6	13:51.793
Red	0	0	0.000
Safety Car	0	0	0.000
FCY	0	0	0.000

# BMCRC - MRO Championships 2021 - Rnd 2 @ Snetterton 300

## Thunderbike Sport & Thunderbike Extreme

### QUALIFYING - STATISTICS

CLASS : E

17 Starters

#### Fastest Lap History

NO	NAME	LAP TIME	TIME OF DAY	LAP	VEHICLE
51	Michael HOGARTH	<b>2:14.320</b>	09:33:02.883	1	Honda SP1
961	Jack SIM	<b>2:13.794</b>	09:33:04.736	1	Yamaha R6
51	Michael HOGARTH	<b>2:09.580</b>	09:35:12.463	2	Honda SP1
961	Jack SIM	<b>2:08.372</b>	09:35:13.109	2	Yamaha R6
961	Jack SIM	<b>2:07.989</b>	09:37:21.097	3	Yamaha R6
77	David MAY	<b>2:07.189</b>	09:37:24.315	3	Suzuki GSXR 750 K1
961	Jack SIM	<b>2:06.078</b>	09:41:34.737	5	Yamaha R6

Weather / Track : Cloudy / Dry

Results can be found at [www.tsl-timing.com](http://www.tsl-timing.com)

Page 2 of 4

Snetterton 300  
Circuit Length = 2.9689 miles  
Start: 09:30 Flag 09:42 End: 09:44

Printed - 09:45 Saturday, 29 May 2021

# BMCRC - MRO Championships 2021 - Rnd 2 @ Snetterton 300

## Thunderbike Sport & Thunderbike Extreme

### QUALIFYING - STATISTICS

CLASS :

13 Starters

#### Fastest Lap History

NO	NAME	LAP TIME	TIME OF DAY	LAP	VEHICLE
54	Adam JAMISON	<b>2:14.058</b>	09:33:03.384	1	Yamaha R6
54	Adam JAMISON	<b>2:10.226</b>	09:35:13.610	2	Yamaha R6
52	Elliot FRICKER	<b>2:08.680</b>	09:35:13.782	2	Honda CBR600
52	Elliot FRICKER	<b>2:07.700</b>	09:37:21.482	3	Honda CBR600
52	Elliot FRICKER	<b>2:07.570</b>	09:39:29.053	4	Honda CBR600
52	Elliot FRICKER	<b>2:04.968</b>	09:41:34.021	5	Honda CBR600

Weather / Track : Cloudy / Dry

Results can be found at [www.tsl-timing.com](http://www.tsl-timing.com)

Page 3 of 4

Snetterton 300  
Circuit Length = 2.9689 miles  
Start: 09:30 Flag 09:42 End: 09:44

Printed - 09:45 Saturday, 29 May 2021

# BMCRC - MRO Championships 2021 - Rnd 2 @ Snetterton 300

## Thunderbike Sport & Thunderbike Extreme

### QUALIFYING - STATISTICS

CLASS : R

9 Starters

#### Fastest Lap History

NO	NAME	LAP TIME	TIME OF DAY	LAP	VEHICLE
333	Mark STUBBERFIELD	2:27.433	09:33:20.266	1	Suzuki SV650 SUPERTWIN
32	Jack WILLIAMS	2:27.406	09:33:45.241	1	Honda CBR600
168	Aaron DALRYMPLE	2:25.464	09:33:46.199	1	Suzuki GSXR 600
333	Mark STUBBERFIELD	2:22.173	09:35:42.440	2	Suzuki SV650 SUPERTWIN
168	Aaron DALRYMPLE	2:14.091	09:36:00.307	2	Suzuki GSXR 600
168	Aaron DALRYMPLE	2:13.389	09:38:13.696	3	Suzuki GSXR 600
109	Marc BELL	2:13.168	09:40:50.056	4	Yamaha R6 5SL
168	Aaron DALRYMPLE	2:11.307	09:42:39.363	5	Suzuki GSXR 600
32	Jack WILLIAMS	2:11.075	09:42:42.859	5	Honda CBR600

Weather / Track : Cloudy / Dry

Results can be found at [www.tsl-timing.com](http://www.tsl-timing.com)

Page 4 of 4

Snetterton 300  
Circuit Length = 2.9689 miles  
Start: 09:30 Flag 09:42 End: 09:44

Printed - 09:45 Saturday, 29 May 2021

# BMCRC - MRO Championships 2021 - Rnd 2 @ Snetterton 300

## Thunderbike Ultra & Thunderbike Extreme

### QUALIFYING - COMBINED CLASSIFICATION

POS	NO	CL	PIC NAME	ENTRY	FIRST		SECOND		GAP	DIFF
					TIME	LAPS	TIME	LAPS		
1	11	U	1	Josh HARVEY	Yamaha R1 - NR Racing	1:59.706	4		0	
2	43	U	2	Steve PALMER	Suzuki GSXR1000 K6 - K6/Mk1 Transit racing	2:03.126	5		0	3.420
3	5	U	3	Stacey KILLWORTH	Suzuki GSXR 1000 - Greenplant/Everns	2:03.148	5		0	3.442
4	41	U	4	David ABRAHAM	Yamaha R1 - Cambridge Motorcycles	2:04.089	5		0	4.383
5	80	U	5	Mike YATES	Ducati 1198 - R-EM Tyre Covers	2:05.601	4		0	5.895
6	165	U	6	Richard BUTT	Suzuki GSXR1000 -	2:05.798	6		0	6.092
7	961	E	1	Jack SIM	Yamaha R6 - Platform Lift Engineers Ltd		0	2:06.078	6	6.372
8	421	U	7	Daniel TINSLEY	Yamaha R1 -	2:06.176	5		0	6.470
9	102	U	8	James FEARN	Suzuki GSXR1000 - Jwf tiling, palmer race skool, the f	2:06.537	6		0	6.831
10	90	U	9	Edward WATSON	Suzuki GSXR 1000 - TEA Time Racing	2:06.603	6		0	6.897
11	78	U	10	Jamie THOMAS	Suzuki GSXR 1000 - Team RubyRacing	2:06.673	5		0	6.967
12	29	U	11	Cecil DINSMORE	Suzuki GSXR 1000 - KnC Motorsport	2:06.713	5		0	7.007
13	82	U	12	Matt HINNELLS	Yamaha R1 - BD Racing	2:07.039	6		0	7.333
14	258	U	13	Ande FRIEND	Kawasaki ZX10R - Flying colours Motorcycle Training	2:07.052	5		0	7.346
15	117	E	2	Raymond STAGG	Suzuki K2 750 -		0	2:07.166	6	7.460
16	77	E	3	David MAY	Suzuki GSXR 750 K1 - ELP Racing		0	2:07.189	3	7.483
17	60	U	14	Liam McCARTER	Yamaha R1 -	2:07.838	5		0	8.132
18	51	E	4	Michael HOGARTH	Honda SP1 - WHR Racing		0	2:08.189	6	8.483
19	17	U	15	Jordan KILLWORTH	Kawasaki ZX-10R -	2:08.369	5		0	8.663
20	138	E	5	James REVELEY	Yamaha R6 - PCN Racing		0	2:08.406	6	8.700
21	44	E	6	Denzil DAVIES	Suzuki GSXR 750 - Advance Mouldings Ltd		0	2:09.906	5	10.200
22	23	U	16	Justin ROSE	Yamaha R1 -	2:11.710	5		0	12.004
23	75	E	7	Stewart MAY	Honda CBR600F3 - Moths in the wallet		0	2:12.675	5	12.969
24	55	E	8	Nick HODGINS	Suzuki GSXR 750 - Dad, Claire, Super Sam, ASR, Caz		0	2:14.083	5	14.377
25	12	E	9	Russell TAYLOR	Suzuki GSXR 750 -		0	2:14.528	5	14.822
26	35	E	10	Stephen HARVEY	Yamaha YZF R1 -		0	2:15.455	5	15.749
27	6	E	11	Andrew FIRTH	Yamaha YZF-R1 - LTRmotorcycles.co.uk / Palmer Ra		0	2:16.595	5	16.889
28	20	U	17	Connor SWYER	Suzuki GSXR 1000 K6 - WSC Performace & Owkay cl	2:17.088	5		0	17.382
29	24	E	12	Mark REYNOLDS	Aprilia MILLE -		0	2:17.279	5	17.573
30	37	E	13	Ricky WOODS	Suzuki GSXR 600 - KTS Vehicle Repairs		0	2:17.754	5	18.048
31	46	E	14	Adrian DRAPER	Suzuki GSXR 750 - droopy racing uk		0	2:20.137	5	20.431
32	254	E	15	Rick WINDAS	Ducati 998 - Army Medical Services		0	2:22.773	5	23.067
33	21	U	18	Danny BRENNAN	Yamaha R1 - Greenplantuk	2:22.783	4		0	23.077
34	129	E	16	Derek CRIPPS	Yamaha R1 - Kelly Cripps - Team FBR		0	2:29.469	1	29.763
35	18	E	17	Stuart ALBON	Honda 954 Fireblade - Winter Sun Skydiving		0	2:38.610	4	38.904

Weather / Track : Cloudy / Dry

These results are provisional until the conclusion of any judicial and technical matters.

Snetterton 300

Circuit Length = 2.9689 miles

Start: 09:30 Flag 09:42 End: 09:44

Clerk Of Course :	Stewards :	Timekeeper : Craig Smith
-------------------	------------	--------------------------

# BMCRC - MRO Championships 2021 - Rnd 2 @ Snetterton 300



## Thunderbike Extreme & Ultra

### RACE 2 - GRID (5 Laps)



ROW 13	39		38	666 Tomasz GNIZDUR	37	223 Matthew MAY
ROW 12	36	28 David SPENCER	35	18 Stuart ALBON	34	129 Derek CRIPPS
ROW 11		2:22.783	33	21 Danny BRENNAN	32	254 Rick WINDAS
ROW 10	30	37 Ricky WOODS	29	24 Mark REYNOLDS	28	20 Connor SWYER
ROW 9		2:16.595	27	6 Andrew FIRTH	26	35 Stephen HARVEY
ROW 8	24	55 Nick HODGINS	23	75 Stewart MAY	22	23 Justin ROSE
ROW 7		2:09.906	21	44 Denzil DAVIES	20	138 James REVELEY
ROW 6	18	51 Michael HOGARTH	17	60 Liam McCARTER	16	77 David MAY
ROW 5		2:07.166	15	117 Raymond STAGG	14	258 Ande FRIEND
ROW 4	12	29 Cecil DINSMORE	11	78 Jamie THOMAS	10	90 Edward WATSON
ROW 3		2:06.537	9	102 James FEARN	8	421 Daniel TINSLEY
ROW 2	6	165 Richard BUTT	5	80 Mike YATES	4	41 David ABRAHAM
ROW 1		2:03.148	3	5 Stacey KILLWORTH	2	43 Steve PALMER
					1	11 Josh HARVEY
						<b>Pole</b>

Snetterton 300

Circuit Length = 2.9689 miles

These results are provisional until the conclusion of any judicial and technical matters.

Clerk Of Course :	Stewards :	Timekeeper : Craig Smith
-------------------	------------	--------------------------

Results can be found at [www.tsl-timing.com](http://www.tsl-timing.com)

Printed - 09:49 Saturday, 29 May 2021



# BMCRC - MRO Championships 2021 - Rnd 2 @ Snetterton 300

## Thunderbike Extreme & Ultra RACE 2 - CLASSIFICATION



POS	NO	CL	PIC NAME	ENTRY	LAPS	TIME	GAP	DIFF	MPH	BEST	ON
1	11	U	1 Josh HARVEY	Yamaha R1 - NR Racing	5	10:02.204			88.74	1:58.842	3
2	5	U	2 Stacey KILLWORTH	Suzuki GSXR 1000 - Greenplant/Evrens	5	10:11.740	9.536	9.536	87.35	2:00.876	4
3	29	U	3 Cecil DINSMORE	Suzuki GSXR 1000 - KnC Motorsport	5	10:18.857	16.653	7.117	86.35	2:02.166	4
4	41	U	4 David ABRAHAM	Yamaha R1 - Cambridge Motorcycles	5	10:21.524	19.320	2.667	85.98	2:02.773	3
5	421	U	5 Daniel TINSLEY	Yamaha R1 -	5	10:21.796	19.592	0.272	85.94	2:01.513	4
6	258	U	6 Ande FRIEND	Kawasaki ZX10R - Flying colours Motorcycle Training	5	10:22.505	20.301	0.709	85.84	2:02.360	3
7	82	U	7 Matt HINNELLS	Yamaha R1 - BD Racing	5	10:26.641	24.437	4.136	85.28	2:03.477	3
8	90	U	8 Edward WATSON	Suzuki GSXR 1000 - TEA Time Racing	5	10:27.132	24.928	0.491	85.21	2:03.340	3
9	961	E	1 Jack SIM	Yamaha R6 - Platform Lift Engineers Ltd	5	10:28.971	26.767	1.839	84.96	2:04.537	3
10	17	U	9 Jordan KILLWORTH	Kawasaki ZX-10R -	5	10:32.219	30.015	3.248	84.52	2:03.250	4
11	77	E	2 David MAY	Suzuki GSXR 750 K1 - ELP Racing	5	10:38.862	36.658	6.643	83.64	2:05.911	4
12	138	E	3 James REVELEY	Yamaha R6 - PCN Racing	5	10:39.146	36.942	0.284	83.61	2:05.578	5
13	102	U	10 James FEARN	Suzuki GSXR1000 - Jwf tiling, palmer race skool, th	5	10:39.211	37.007	0.065	83.60	2:02.991	4
14	165	U	11 Richard BUTT	Suzuki GSXR1000 -	5	10:40.388	38.184	1.177	83.45	2:05.571	3
15	60	U	12 Liam McCARTER	Yamaha R1 -	5	10:41.712	39.508	1.324	83.27	2:05.575	5
16	117	E	4 Raymond STAGG	Suzuki K2 750 -	5	10:46.628	44.424	4.916	82.64	2:05.269	4
17	80	U	13 Mike YATES	Ducati 1198 - R-EM Tyre Covers	5	10:48.195	45.991	1.567	82.44	2:04.741	3
18	78	U	14 Jamie THOMAS	Suzuki GSXR 1000 - Team RubyRacing	5	10:51.654	49.450	3.459	82.00	2:08.058	2
19	12	E	5 Russell TAYLOR	Suzuki GSXR 750 -	5	10:55.896	53.692	4.242	81.47	2:08.786	5
20	44	E	6 Denzil DAVIES	Suzuki GSXR 750 - Advance Mouldings Ltd	5	10:56.526	54.322	0.630	81.39	2:08.888	5
21	51	E	7 Michael HOGARTH	Honda SP1 - WHR Racing	5	10:56.913	54.709	0.387	81.35	2:08.716	5
22	129	E	8 Derek CRIPPS	Yamaha R1 - Kelly Cripps - Team FBR	5	10:59.311	57.107	2.398	81.05	2:06.815	5
23	23	U	15 Justin ROSE	Yamaha R1 -	5	11:13.490	1:11.286	14.179	79.34	2:11.520	5
24	55	E	9 Nick HODGINS	Suzuki GSXR 750 - Dad, Claire, Super Sam, ASR, C	5	11:14.551	1:12.347	1.061	79.22	2:11.340	4
25	75	E	10 Stewart MAY	Honda CBR600F3 - Moths in the wallet	5	11:15.104	1:12.900	0.553	79.15	2:09.558	5
26	6	E	11 Andrew FIRTH	Yamaha YZF-R1 - LTRmotorcycles.co.uk / Palmer F	5	11:19.975	1:17.771	4.871	78.59	2:12.695	5
27	35	E	12 Stephen HARVEY	Yamaha YZF R1 -	5	11:24.538	1:22.334	4.563	78.06	2:14.164	3
28	21	U	16 Danny BRENNAN	Yamaha R1 - Greenplantuk	5	11:26.028	1:23.824	1.490	77.89	2:12.621	5
29	24	E	13 Mark REYNOLDS	Aprilia MILLE -	5	11:33.681	1:31.477	7.653	77.03	2:12.977	5
30	20	U	17 Connor SWYER	Suzuki GSXR 1000 K6 - WSC Performance & Owkay	5	11:39.262	1:37.058	5.581	76.42	2:16.896	5
31	46	E	14 Adrian DRAPER	Suzuki GSXR 750 - droopy racing uk	5	11:40.249	1:38.045	0.987	76.31	2:15.829	5
32	37	E	15 Ricky WOODS	Suzuki GSXR 600 - KTS Vehicle Repairs	5	11:51.022	1:48.818	10.773	75.15	2:17.937	4
33	254	E	16 Rick WINDAS	Ducati 998 - Army Medical Services	5	11:53.386	1:51.182	2.364	74.91	2:19.421	3
34	28	E	17 David SPENCER	Suzuki GSXR 600 -	5	12:02.656	2:00.452	9.270	73.94	2:20.481	3
35	223	E	18 Matthew MAY	Honda CBR600FY - Late Breakers	5	12:03.088	2:00.884	0.432	73.90	2:18.444	4
36	18	E	19 Stuart ALBON	Honda 954 Fireblade - Winter Sun Skydiving	4	10:32.306	1 Lap	1 Lap	67.61	2:32.934	4

### NOT CLASSIFIED

DNF	43	U	Steve PALMER	Suzuki GSXR1000 K6 - K6/Mk1 Transit racing	1	2:05.370	4 Laps	3 Laps	85.25	2:05.370	1
-----	----	---	--------------	--	---	----------	--------	--------	-------	----------	---

### FASTEST LAP

11	U	Josh HARVEY	Yamaha R1 - NR Racing	3	1:58.842	89.93 mph	144.73 kph
961	E	Jack SIM	Yamaha R6 - Platform Lift Engineers Ltd	3	2:04.537	85.82 mph	138.11 kph

Class U - 92.5% of Race Speed = 82.08 mph  
Class E - 92.5% of Race Speed = 78.58 mph

Weather / Track : Cloudy / Dry

These results are provisional until the conclusion of any judicial and technical matters.

Snetterton 300: 2.9689 miles  
Race Distance: 5 Laps / 14.84 miles  
Start: 11:50 Flag 12:01 End: 12:03

Clerk Of Course :	Stewards :	Timekeeper : Craig Smith
-------------------	------------	--------------------------

Results can be found at [www.tsl-timing.com](http://www.tsl-timing.com)

Printed - 12:03 Saturday, 29 May 2021





# BMCRC - MRO Championships 2021 - Rnd 2 @ Snetterton 300

## Thunderbike Extreme & Ultra

### RACE 2 - LAP CHART

#### LAP 1 @ 11:53:02.507

NO	BEHIND	LAP TIME
11		2:04.078
43	1.292	2:05.370
5	2.355	2:06.433
29	4.726	2:08.804
41	5.674	2:09.752
258	6.454	2:10.532
961	6.460	2:10.538
90	6.794	2:10.872
82	6.844	2:10.922
421	8.014	2:12.092
17	9.397	2:13.475
77	9.992	2:14.070
138	10.703	2:14.781
78	11.443	2:15.521
60	12.265	2:16.343
165	12.666	2:16.744
51	14.191	2:18.269
12	14.791	2:18.869
117	14.842	2:18.920
44	15.060	2:19.138
23	19.150	2:23.228
55	19.291	2:23.369
129	20.121	2:24.199
35	20.347	2:24.425
102	20.724	2:24.802
75	20.860	2:24.938
6	21.285	2:25.363
80	21.327	2:25.405
37	23.390	2:27.468
20	24.314	2:28.392
21	24.652	2:28.730
46	24.979	2:29.057
254	25.336	2:29.414
24	25.475	2:29.553
28	31.907	2:35.985
223	39.549	2:43.627
18	41.853	2:45.931

#### LAP 2 @ 11:55:01.629

NO	BEHIND	LAP TIME
11		1:59.122
5	4.602	2:01.369
29	8.074	2:02.470
41	9.543	2:02.991
258	11.428	2:04.096
961	11.978	2:04.640
90	12.064	2:04.392
421	12.461	2:03.569
82	12.817	2:05.095
17	15.951	2:05.676
77	17.053	2:06.183
138	17.971	2:06.390
165	19.416	2:05.872
78	20.379	2:08.058
60	20.891	2:07.748
117	22.946	2:07.226
12	24.986	2:09.317
51	25.442	2:10.373
44	25.707	2:09.769
102	26.459	2:04.857
80	29.574	2:07.369
129	32.750	2:11.751

23	34.676	2:14.648
55	35.919	2:15.750
6	36.372	2:14.209
75	36.409	2:14.671
35	37.638	2:16.413
37	42.699	2:18.431
21	43.092	2:17.562
20	44.112	2:18.920
24	44.628	2:18.275
46	45.271	2:19.414
254	46.024	2:19.810
28	54.638	2:21.853
223	1:01.008	2:20.581
18	1:20.404	2:37.673

#### LAP 3 @ 11:57:00.471

NO	BEHIND	LAP TIME
11		1:58.842
5	7.246	2:01.486
29	11.858	2:02.626
41	13.474	2:02.773
258	14.946	2:02.360
421	16.515	2:02.896
90	16.562	2:03.340
82	17.452	2:03.477
961	17.673	2:04.537
17	22.114	2:05.005
77	24.564	2:06.353
138	25.437	2:06.308
165	26.145	2:05.571
60	27.851	2:05.802
117	30.915	2:06.811
102	31.071	2:03.454
78	31.161	2:09.624
12	35.280	2:09.136
80	35.473	2:04.741
44	36.424	2:09.559
51	36.431	2:09.831
129	42.454	2:08.546
23	48.180	2:12.346
55	49.392	2:12.315
6	51.973	2:14.443
75	52.818	2:15.251
35	52.960	2:14.164
21	57.718	2:13.468
20	1:03.145	2:17.875
37	1:04.240	2:20.383
24	1:04.739	2:18.953
46	1:05.255	2:18.826
254	1:06.603	2:19.421
28	1:16.277	2:20.481
223	1:21.822	2:19.656
18	1:57.330	2:35.768

#### LAP 4 @ 11:58:59.659

NO	BEHIND	LAP TIME
11		1:59.188
5	8.934	2:00.876
29	14.836	2:02.166
41	17.276	2:02.990
258	18.374	2:02.616
421	18.840	2:01.513
90	21.362	2:03.988
82	21.826	2:03.562

961	23.183	2:04.698
17	26.176	2:03.250
77	31.287	2:05.911
138	32.338	2:06.089
165	33.169	2:06.212
102	34.874	2:02.991
60	34.907	2:06.244
117	36.996	2:05.269
78	40.890	2:08.917
80	42.145	2:05.860
12	45.880	2:09.788
44	46.408	2:09.172
51	46.967	2:09.724
129	51.266	2:08.000
23	1:00.740	2:11.748
55	1:01.544	2:11.340
75	1:04.316	2:10.686
6	1:06.050	2:13.265
35	1:08.698	2:14.926
21	1:12.177	2:13.647
24	1:19.474	2:13.923
20	1:21.136	2:17.179
37	1:22.989	2:17.937
46	1:23.190	2:17.123
254	1:28.153	2:20.738
28	1:39.649	2:22.560
223	1:41.078	2:18.444

#### LAP 5 @ 12:01:00.633

NO	BEHIND	LAP TIME
11		2:00.974
5	9.536	2:01.576
29	16.653	2:02.791
41	19.320	2:03.018
421	19.592	2:01.726
258	20.301	2:02.901
82	24.437	2:03.585
90	24.928	2:04.540
961	26.767	2:04.558
17	30.015	2:04.813
18	1 Lap	2:32.934
77	36.658	2:06.345
138	36.942	2:05.578
102	37.007	2:03.107
165	38.184	2:05.989
60	39.508	2:05.575
117	44.424	2:08.402
80	45.991	2:04.820
78	49.450	2:09.534
12	53.692	2:08.786
44	54.322	2:08.888
51	54.709	2:08.716
129	57.107	2:06.815
23	1:11.286	2:11.520
55	1:12.347	2:11.777
75	1:12.900	2:09.558
6	1:17.771	2:12.695
35	1:22.334	2:14.610
21	1:23.824	2:12.621
24	1:31.477	2:12.977
20	1:37.058	2:16.896
46	1:38.045	2:15.829
37	1:48.818	2:26.803
254	1:51.182	2:24.003
28	2:00.452	2:21.777

223 2:00.884 2:20.780

Weather / Track : Cloudy / Dry

Results can be found at [www.tsl-timing.com](http://www.tsl-timing.com)

Snetterton 300  
Circuit Length = 2.9689 miles  
Start: 11:50 Flag 12:01 End: 12:03

Printed - 12:03 Saturday, 29 May 2021

# BMCRC - MRO Championships 2021 - Rnd 2 @ Snetterton 300

## Thunderbike Extreme & Ultra

### RACE 2 - SECTOR ANALYSIS



SECTOR 1 = FL to I1, SECTOR 2 = I1 to FL, DIFF = Difference To Personal Best Lap, P = Crossed Finish Line in Pit Lane, D = Time Disallowed

P1 11 U		Josh HARVEY		Yamaha R1 - NR Racing		
IDEAL LAP TIME : 1:58.804		BEST LAP TIME : 1:58.842		DIFFERENCE : 0.038		
LAP	SECTOR 1	SECTOR 2	LAP TIME	MPH	DIFF	TIME OF DAY
1 -		39.885	2:04.078	86.13	5.236	11:53:02.507
2 -	<b>1:19.177</b>	39.945	1:59.122 (2)	89.72	0.280	11:55:01.629
3 -	1:19.215	<b>39.627</b>	<b>1:58.842 (1)</b>	<b>89.93</b>		<b>11:57:00.471</b>
4 -	1:19.260	39.928	1:59.188 (3)	89.67	0.346	11:58:59.659
5 -	1:20.774	40.200	2:00.974	88.35	2.132	12:01:00.633

P2 5 U		Stacey KILLWORTH		Suzuki GSXR 1000 - Greenplant/Everns		
IDEAL LAP TIME : 2:00.766		BEST LAP TIME : 2:00.876		DIFFERENCE : 0.110		
LAP	SECTOR 1	SECTOR 2	LAP TIME	MPH	DIFF	TIME OF DAY
1 -		40.313	2:06.433	84.53	5.557	11:53:04.862
2 -	<b>1:20.649</b>	40.720	2:01.369 (2)	88.06	0.493	11:55:06.231
3 -	1:20.916	40.570	2:01.486 (3)	87.97	0.610	11:57:07.717
4 -	1:20.759	<b>40.117</b>	<b>2:00.876 (1)</b>	<b>88.42</b>		<b>11:59:08.593</b>
5 -	1:20.889	40.687	2:01.576	87.91	0.700	12:01:10.169

P3 29 U		Cecil DINSMORE		Suzuki GSXR 1000 - KnC Motorsport		
IDEAL LAP TIME : 2:01.702		BEST LAP TIME : 2:02.166		DIFFERENCE : 0.464		
LAP	SECTOR 1	SECTOR 2	LAP TIME	MPH	DIFF	TIME OF DAY
1 -		40.860	2:08.804	82.97	6.638	11:53:07.233
2 -	1:21.867	<b>40.603</b>	2:02.470 (2)	87.27	0.304	11:55:09.703
3 -	1:21.903	40.723	2:02.626 (3)	87.15	0.460	11:57:12.329
4 -	<b>1:21.099</b>	41.067	<b>2:02.166 (1)</b>	<b>87.48</b>		<b>11:59:14.495</b>
5 -	1:21.885	40.906	2:02.791	87.04	0.625	12:01:17.286

P4 41 U		David ABRAHAM		Yamaha R1 - Cambridge Motorcycles		
IDEAL LAP TIME : 2:02.489		BEST LAP TIME : 2:02.773		DIFFERENCE : 0.284		
LAP	SECTOR 1	SECTOR 2	LAP TIME	MPH	DIFF	TIME OF DAY
1 -		41.538	2:09.752	82.37	6.979	11:53:08.181
2 -	1:21.945	41.046	2:02.991 (3)	86.90	0.218	11:55:11.172
3 -	<b>1:21.658</b>	41.115	<b>2:02.773 (1)</b>	<b>87.05</b>		<b>11:57:13.945</b>
4 -	1:22.159	<b>40.831</b>	2:02.990 (2)	86.90	0.217	11:59:16.935
5 -	1:21.947	41.071	2:03.018	86.88	0.245	12:01:19.953

P5 421 U		Daniel TINSLEY		Yamaha R1 -		
IDEAL LAP TIME : 2:01.469		BEST LAP TIME : 2:01.513		DIFFERENCE : 0.044		
LAP	SECTOR 1	SECTOR 2	LAP TIME	MPH	DIFF	TIME OF DAY
1 -		41.982	2:12.092	80.91	10.579	11:53:10.521
2 -	1:22.048	41.521	2:03.569	86.49	2.056	11:55:14.090
3 -	1:21.911	40.985	2:02.896 (3)	86.96	1.383	11:57:16.986
4 -	1:20.988	<b>40.525</b>	<b>2:01.513 (1)</b>	<b>87.95</b>		<b>11:59:18.499</b>
5 -	<b>1:20.944</b>	40.782	2:01.726 (2)	87.80	0.213	12:01:20.225

P6 258 U		Ande FRIEND		Kawasaki ZX10R - Flying colours Motorcycle Training		
IDEAL LAP TIME : 2:02.106		BEST LAP TIME : 2:02.360		DIFFERENCE : 0.254		
LAP	SECTOR 1	SECTOR 2	LAP TIME	MPH	DIFF	TIME OF DAY
1 -		41.562	2:10.532	81.88	8.172	11:53:08.961
2 -	1:22.623	41.473	2:04.096	86.12	1.736	11:55:13.057
3 -	<b>1:21.474</b>	40.886	<b>2:02.360 (1)</b>	<b>87.34</b>		<b>11:57:15.417</b>
4 -	1:21.984	<b>40.632</b>	2:02.616 (2)	87.16	0.256	11:59:18.033
5 -	1:21.501	41.400	2:02.901 (3)	86.96	0.541	12:01:20.934

Weather / Track : Cloudy / Dry

Snetterton 300  
Circuit Length = 2.9689 miles  
Start: 11:50 Flag 12:01 End: 12:03

# BMCRC - MRO Championships 2021 - Rnd 2 @ Snetterton 300

## Thunderbike Extreme & Ultra

### RACE 2 - SECTOR ANALYSIS



SECTOR 1 = FL to I1, SECTOR 2 = I1 to FL, DIFF = Difference To Personal Best Lap, P = Crossed Finish Line in Pit Lane, D = Time Disallowed

P7 82 U		Matt HINNELLS		Yamaha R1 - BD Racing		
IDEAL LAP TIME : 2:03.157		BEST LAP TIME : 2:03.477		DIFFERENCE : 0.320		
LAP	SECTOR 1	SECTOR 2	LAP TIME	MPH	DIFF	TIME OF DAY
1 -		42.083	2:10.922	81.63	7.445	11:53:09.351
2 -	1:23.062	42.033	2:05.095	85.43	1.618	11:55:14.446
3 -	<b>1:22.450</b>	41.027	<b>2:03.477 (1)</b>	<b>86.55</b>		<b>11:57:17.923</b>
4 -	1:22.855	<b>40.707</b>	2:03.562 (2)	86.49	0.085	11:59:21.485
5 -	1:22.470	41.115	2:03.585 (3)	86.48	0.108	12:01:25.070

P8 90 U		Edward WATSON		Suzuki GSXR 1000 - TEA Time Racing		
IDEAL LAP TIME : 2:03.263		BEST LAP TIME : 2:03.340		DIFFERENCE : 0.077		
LAP	SECTOR 1	SECTOR 2	LAP TIME	MPH	DIFF	TIME OF DAY
1 -		<b>41.280</b>	2:10.872	81.66	7.532	11:53:09.301
2 -	1:22.973	41.419	2:04.392 (3)	85.92	1.052	11:55:13.693
3 -	<b>1:21.983</b>	41.357	<b>2:03.340 (1)</b>	<b>86.65</b>		<b>11:57:17.033</b>
4 -	1:22.624	41.364	2:03.988 (2)	86.20	0.648	11:59:21.021
5 -	1:22.283	42.257	2:04.540	85.82	1.200	12:01:25.561

P9 961 E		Jack SIM		Yamaha R6 - Platform Lift Engineers Ltd		
IDEAL LAP TIME : 2:04.207		BEST LAP TIME : 2:04.537		DIFFERENCE : 0.330		
LAP	SECTOR 1	SECTOR 2	LAP TIME	MPH	DIFF	TIME OF DAY
1 -		42.227	2:10.538	81.87	6.001	11:53:08.967
2 -	1:23.288	<b>41.352</b>	2:04.640 (3)	85.75	0.103	11:55:13.607
3 -	1:23.162	41.375	<b>2:04.537 (1)</b>	<b>85.82</b>		<b>11:57:18.144</b>
4 -	1:23.299	41.399	2:04.698	85.71	0.161	11:59:22.842
5 -	<b>1:22.855</b>	41.703	2:04.558 (2)	85.80	0.021	12:01:27.400

P10 17 U		Jordan KILLWORTH		Kawasaki ZX-10R -		
IDEAL LAP TIME : 2:02.992		BEST LAP TIME : 2:03.250		DIFFERENCE : 0.258		
LAP	SECTOR 1	SECTOR 2	LAP TIME	MPH	DIFF	TIME OF DAY
1 -		42.071	2:13.475	80.07	10.225	11:53:11.904
2 -	1:23.609	42.067	2:05.676	85.04	2.426	11:55:17.580
3 -	1:24.015	<b>40.990</b>	2:05.005 (3)	85.50	1.755	11:57:22.585
4 -	<b>1:22.002</b>	41.248	<b>2:03.250 (1)</b>	<b>86.71</b>		<b>11:59:25.835</b>
5 -	1:23.184	41.629	2:04.813 (2)	85.63	1.563	12:01:30.648

P11 77 E		David MAY		Suzuki GSXR 750 K1 - ELP Racing		
IDEAL LAP TIME : 2:05.851		BEST LAP TIME : 2:05.911		DIFFERENCE : 0.060		
LAP	SECTOR 1	SECTOR 2	LAP TIME	MPH	DIFF	TIME OF DAY
1 -		42.370	2:14.070	79.72	8.159	11:53:12.499
2 -	<b>1:24.136</b>	42.047	2:06.183 (2)	84.70	0.272	11:55:18.682
3 -	1:24.181	42.172	2:06.353	84.58	0.442	11:57:25.035
4 -	1:24.196	<b>41.715</b>	<b>2:05.911 (1)</b>	<b>84.88</b>		<b>11:59:30.946</b>
5 -	1:24.463	41.882	2:06.345 (3)	84.59	0.434	12:01:37.291

P12 138 E		James REVELEY		Yamaha R6 - PCN Racing		
IDEAL LAP TIME : 2:05.578		BEST LAP TIME : 2:05.578		DIFFERENCE : 0.000		
LAP	SECTOR 1	SECTOR 2	LAP TIME	MPH	DIFF	TIME OF DAY
1 -		42.604	2:14.781	79.29	9.203	11:53:13.210
2 -	1:24.717	41.673	2:06.390	84.56	0.812	11:55:19.600
3 -	1:24.383	41.925	2:06.308 (3)	84.61	0.730	11:57:25.908
4 -	1:24.407	41.682	2:06.089 (2)	84.76	0.511	11:59:31.997
5 -	<b>1:24.185</b>	<b>41.393</b>	<b>2:05.578 (1)</b>	<b>85.11</b>		<b>12:01:37.575</b>

Weather / Track : Cloudy / Dry

Snetterton 300  
Circuit Length = 2.9689 miles  
Start: 11:50 Flag 12:01 End: 12:03

# BMCRC - MRO Championships 2021 - Rnd 2 @ Snetterton 300

## Thunderbike Extreme & Ultra

### RACE 2 - SECTOR ANALYSIS



SECTOR 1 = FL to I1, SECTOR 2 = I1 to FL, DIFF = Difference To Personal Best Lap, P = Crossed Finish Line in Pit Lane, D = Time Disallowed

P13 102 U James FEARN		Suzuki GSXR1000 - Jwf tiling, palmer race skool, the factory				
IDEAL LAP TIME : 2:02.838		BEST LAP TIME : 2:02.991		DIFFERENCE : 0.153		
LAP	SECTOR 1	SECTOR 2	LAP TIME	MPH	DIFF	TIME OF DAY
1 -		42.935	2:24.802	73.81	21.811	11:53:23.231
2 -	1:23.840	41.017	2:04.857	85.60	1.866	11:55:28.088
3 -	1:22.759	<b>40.695</b>	2:03.454 (3)	86.57	0.463	11:57:31.542
4 -	<b>1:22.143</b>	40.848	<b>2:02.991 (1)</b>	<b>86.90</b>		<b>11:59:34.533</b>
5 -	1:22.329	40.778	2:03.107 (2)	86.81	0.116	12:01:37.640

P14 165 U Richard BUTT		Suzuki GSXR1000 -				
IDEAL LAP TIME : 2:05.238		BEST LAP TIME : 2:05.571		DIFFERENCE : 0.333		
LAP	SECTOR 1	SECTOR 2	LAP TIME	MPH	DIFF	TIME OF DAY
1 -		42.636	2:16.744	78.16	11.173	11:53:15.173
2 -	1:23.958	41.914	2:05.872 (2)	84.91	0.301	11:55:21.045
3 -	<b>1:23.874</b>	41.697	<b>2:05.571 (1)</b>	<b>85.11</b>		<b>11:57:26.616</b>
4 -	1:24.848	<b>41.364</b>	2:06.212	84.68	0.641	11:59:32.828
5 -	1:24.141	41.848	2:05.989 (3)	84.83	0.418	12:01:38.817

P15 60 U Liam McCARTER		Yamaha R1 -				
IDEAL LAP TIME : 2:05.369		BEST LAP TIME : 2:05.575		DIFFERENCE : 0.206		
LAP	SECTOR 1	SECTOR 2	LAP TIME	MPH	DIFF	TIME OF DAY
1 -		42.796	2:16.343	78.39	10.768	11:53:14.772
2 -	1:25.668	42.080	2:07.748	83.66	2.173	11:55:22.520
3 -	1:24.249	<b>41.553</b>	2:05.802 (2)	84.95	0.227	11:57:28.322
4 -	1:24.483	41.761	2:06.244 (3)	84.66	0.669	11:59:34.566
5 -	<b>1:23.816</b>	41.759	<b>2:05.575 (1)</b>	<b>85.11</b>		<b>12:01:40.141</b>

P16 117 E Raymond STAGG		Suzuki K2 750 -				
IDEAL LAP TIME : 2:05.269		BEST LAP TIME : 2:05.269		DIFFERENCE : 0.000		
LAP	SECTOR 1	SECTOR 2	LAP TIME	MPH	DIFF	TIME OF DAY
1 -		45.274	2:18.920	76.93	13.651	11:53:17.349
2 -	1:24.897	42.329	2:07.226 (3)	84.00	1.957	11:55:24.575
3 -	1:23.874	42.937	2:06.811 (2)	84.28	1.542	11:57:31.386
4 -	<b>1:23.386</b>	<b>41.883</b>	<b>2:05.269 (1)</b>	<b>85.32</b>		<b>11:59:36.655</b>
5 -	1:25.836	42.566	2:08.402	83.23	3.133	12:01:45.057

P17 80 U Mike YATES		Ducati 1198 - R-EM Tyre Covers				
IDEAL LAP TIME : 2:04.093		BEST LAP TIME : 2:04.741		DIFFERENCE : 0.648		
LAP	SECTOR 1	SECTOR 2	LAP TIME	MPH	DIFF	TIME OF DAY
1 -		43.045	2:25.405	73.50	20.664	11:53:23.834
2 -	1:25.322	42.047	2:07.369	83.91	2.628	11:55:31.203
3 -	<b>1:22.620</b>	42.121	<b>2:04.741 (1)</b>	<b>85.68</b>		<b>11:57:35.944</b>
4 -	1:24.387	<b>41.473</b>	2:05.860 (3)	84.92	1.119	11:59:41.804
5 -	1:22.796	42.024	2:04.820 (2)	85.62	0.079	12:01:46.624

P18 78 U Jamie THOMAS		Suzuki GSXR 1000 - Team RubyRacing				
IDEAL LAP TIME : 2:06.978		BEST LAP TIME : 2:08.058		DIFFERENCE : 1.080		
LAP	SECTOR 1	SECTOR 2	LAP TIME	MPH	DIFF	TIME OF DAY
1 -		<b>42.281</b>	2:15.521	78.86	7.463	11:53:13.950
2 -	<b>1:24.697</b>	43.361	<b>2:08.058 (1)</b>	<b>83.46</b>		<b>11:55:22.008</b>
3 -	1:26.670	42.954	2:09.624	82.45	1.566	11:57:31.632
4 -	1:25.888	43.029	2:08.917 (2)	82.90	0.859	11:59:40.549
5 -	1:26.363	43.171	2:09.534 (3)	82.51	1.476	12:01:50.083

Weather / Track : Cloudy / Dry

Snetterton 300  
Circuit Length = 2.9689 miles  
Start: 11:50 Flag 12:01 End: 12:03

# BMCRC - MRO Championships 2021 - Rnd 2 @ Snetterton 300

## Thunderbike Extreme & Ultra

### RACE 2 - SECTOR ANALYSIS



SECTOR 1 = FL to I1, SECTOR 2 = I1 to FL, DIFF = Difference To Personal Best Lap, P = Crossed Finish Line in Pit Lane, D = Time Disallowed

P19 12 E		Russell TAYLOR		Suzuki GSXR 750 -		
IDEAL LAP TIME : 2:08.745		BEST LAP TIME : 2:08.786		DIFFERENCE : 0.041		
LAP	SECTOR 1	SECTOR 2	LAP TIME	MPH	DIFF	TIME OF DAY
1 -		44.105	2:18.869	76.96	10.083	11:53:17.298
2 -	1:26.126	43.191	2:09.317 (3)	82.65	0.531	11:55:26.615
3 -	1:26.177	<b>42.959</b>	2:09.136 (2)	82.76	0.350	11:57:35.751
4 -	1:26.540	43.248	2:09.788	82.35	1.002	11:59:45.539
5 -	<b>1:25.786</b>	43.000	<b>2:08.786 (1)</b>	<b>82.99</b>		<b>12:01:54.325</b>

P20 44 E		Denzil DAVIES		Suzuki GSXR 750 - Advance Mouldings Ltd		
IDEAL LAP TIME : 2:08.772		BEST LAP TIME : 2:08.888		DIFFERENCE : 0.116		
LAP	SECTOR 1	SECTOR 2	LAP TIME	MPH	DIFF	TIME OF DAY
1 -		44.006	2:19.138	76.81	10.250	11:53:17.567
2 -	1:26.573	43.196	2:09.769	82.36	0.881	11:55:27.336
3 -	1:26.703	<b>42.856</b>	2:09.559 (3)	82.49	0.671	11:57:36.895
4 -	1:26.142	43.030	2:09.172 (2)	82.74	0.284	11:59:46.067
5 -	<b>1:25.916</b>	42.972	<b>2:08.888 (1)</b>	<b>82.92</b>		<b>12:01:54.955</b>

P21 51 E		Michael HOGARTH		Honda SP1 - WHR Racing		
IDEAL LAP TIME : 2:08.716		BEST LAP TIME : 2:08.716		DIFFERENCE : 0.000		
LAP	SECTOR 1	SECTOR 2	LAP TIME	MPH	DIFF	TIME OF DAY
1 -		43.674	2:18.269	77.29	9.553	11:53:16.698
2 -	1:26.953	43.420	2:10.373	81.98	1.657	11:55:27.071
3 -	1:26.413	43.418	2:09.831 (3)	82.32	1.115	11:57:36.902
4 -	1:26.970	42.754	2:09.724 (2)	82.39	1.008	11:59:46.626
5 -	<b>1:26.132</b>	<b>42.584</b>	<b>2:08.716 (1)</b>	<b>83.03</b>		<b>12:01:55.342</b>

P22 129 E		Derek CRIPPS		Yamaha R1 - Kelly Cripps - Team FBR		
IDEAL LAP TIME : 2:06.815		BEST LAP TIME : 2:06.815		DIFFERENCE : 0.000		
LAP	SECTOR 1	SECTOR 2	LAP TIME	MPH	DIFF	TIME OF DAY
1 -		44.637	2:24.199	74.12	17.384	11:53:22.628
2 -	1:28.849	42.902	2:11.751	81.12	4.936	11:55:34.379
3 -	1:25.920	42.626	2:08.546 (3)	83.14	1.731	11:57:42.925
4 -	1:25.081	42.919	2:08.000 (2)	83.50	1.185	11:59:50.925
5 -	<b>1:24.542</b>	<b>42.273</b>	<b>2:06.815 (1)</b>	<b>84.28</b>		<b>12:01:57.740</b>

P23 23 U		Justin ROSE		Yamaha R1 -		
IDEAL LAP TIME : 2:11.520		BEST LAP TIME : 2:11.520		DIFFERENCE : 0.000		
LAP	SECTOR 1	SECTOR 2	LAP TIME	MPH	DIFF	TIME OF DAY
1 -		45.154	2:23.228	74.62	11.708	11:53:21.657
2 -	1:30.132	44.516	2:14.648	79.37	3.128	11:55:36.305
3 -	1:28.433	43.913	2:12.346 (3)	80.75	0.826	11:57:48.651
4 -	1:27.882	43.866	2:11.748 (2)	81.12	0.228	12:00:00.399
5 -	<b>1:27.786</b>	<b>43.734</b>	<b>2:11.520 (1)</b>	<b>81.26</b>		<b>12:02:11.919</b>

P24 55 E		Nick HODGINS		Suzuki GSXR 750 - Dad, Claire, Super Sam, ASR, Caz		
IDEAL LAP TIME : 2:11.340		BEST LAP TIME : 2:11.340		DIFFERENCE : 0.000		
LAP	SECTOR 1	SECTOR 2	LAP TIME	MPH	DIFF	TIME OF DAY
1 -		45.100	2:23.369	74.54	12.029	11:53:21.798
2 -	1:30.554	45.196	2:15.750	78.73	4.410	11:55:37.548
3 -	1:28.149	44.166	2:12.315 (3)	80.77	0.975	11:57:49.863
4 -	<b>1:27.329</b>	<b>44.011</b>	<b>2:11.340 (1)</b>	<b>81.37</b>		<b>12:00:01.203</b>
5 -	1:27.708	44.069	2:11.777 (2)	81.10	0.437	12:02:12.980

Weather / Track : Cloudy / Dry

Snetterton 300  
 Circuit Length = 2.9689 miles  
 Start: 11:50 Flag 12:01 End: 12:03

# BMCRC - MRO Championships 2021 - Rnd 2 @ Snetterton 300

## Thunderbike Extreme & Ultra

### RACE 2 - SECTOR ANALYSIS



SECTOR 1 = FL to I1, SECTOR 2 = I1 to FL, DIFF = Difference To Personal Best Lap, P = Crossed Finish Line in Pit Lane, D = Time Disallowed

P25 75 E		Stewart MAY		Honda CBR600F3 - Moths in the wallet		
IDEAL LAP TIME : 2:08.986		BEST LAP TIME : 2:09.558		DIFFERENCE : 0.572		
LAP	SECTOR 1	SECTOR 2	LAP TIME	MPH	DIFF	TIME OF DAY
1 -		45.691	2:24.938	73.74	15.380	11:53:23.367
2 -	1:29.475	45.196	2:14.671 (3)	79.36	5.113	11:55:38.038
3 -	1:29.551	45.700	2:15.251	79.02	5.693	11:57:53.289
4 -	1:27.320	<b>43.366</b>	2:10.686 (2)	81.78	1.128	12:00:03.975
5 -	<b>1:25.620</b>	43.938	<b>2:09.558 (1)</b>	<b>82.49</b>		<b>12:02:13.533</b>

P26 6 E		Andrew FIRTH		Yamaha YZF-R1 - LTRmotorcycles.co.uk / Palmer Race Skool /		
IDEAL LAP TIME : 2:12.543		BEST LAP TIME : 2:12.695		DIFFERENCE : 0.152		
LAP	SECTOR 1	SECTOR 2	LAP TIME	MPH	DIFF	TIME OF DAY
1 -		46.061	2:25.363	73.52	12.668	11:53:23.792
2 -	1:29.762	<b>44.447</b>	2:14.209 (3)	79.63	1.514	11:55:38.001
3 -	1:29.371	45.072	2:14.443	79.49	1.748	11:57:52.444
4 -	1:28.668	44.597	2:13.265 (2)	80.20	0.570	12:00:05.709
5 -	<b>1:28.096</b>	44.599	<b>2:12.695 (1)</b>	<b>80.54</b>		<b>12:02:18.404</b>

P27 35 E		Stephen HARVEY		Yamaha YZF R1 -		
IDEAL LAP TIME : 2:13.861		BEST LAP TIME : 2:14.164		DIFFERENCE : 0.303		
LAP	SECTOR 1	SECTOR 2	LAP TIME	MPH	DIFF	TIME OF DAY
1 -		45.350	2:24.425	74.00	10.261	11:53:22.854
2 -	1:30.706	45.707	2:16.413	78.35	2.249	11:55:39.267
3 -	1:29.124	<b>45.040</b>	<b>2:14.164 (1)</b>	<b>79.66</b>		<b>11:57:53.431</b>
4 -	1:29.816	45.110	2:14.926 (3)	79.21	0.762	12:00:08.357
5 -	<b>1:28.821</b>	45.789	2:14.610 (2)	79.40	0.446	12:02:22.967

P28 21 U		Danny BRENNAN		Yamaha R1 - Greenplantuk		
IDEAL LAP TIME : 2:12.423		BEST LAP TIME : 2:12.621		DIFFERENCE : 0.198		
LAP	SECTOR 1	SECTOR 2	LAP TIME	MPH	DIFF	TIME OF DAY
1 -		46.249	2:28.730	71.86	16.109	11:53:27.159
2 -	1:32.900	44.662	2:17.562	77.69	4.941	11:55:44.721
3 -	1:29.186	<b>44.282</b>	2:13.468 (2)	80.07	0.847	11:57:58.189
4 -	1:29.081	44.566	2:13.647 (3)	79.97	1.026	12:00:11.836
5 -	<b>1:28.141</b>	44.480	<b>2:12.621 (1)</b>	<b>80.59</b>		<b>12:02:24.457</b>

P29 24 E		Mark REYNOLDS		Aprilia MILLE -		
IDEAL LAP TIME : 2:12.690		BEST LAP TIME : 2:12.977		DIFFERENCE : 0.287		
LAP	SECTOR 1	SECTOR 2	LAP TIME	MPH	DIFF	TIME OF DAY
1 -		45.650	2:29.553	71.46	16.576	11:53:27.982
2 -	1:32.925	45.350	2:18.275 (3)	77.29	5.298	11:55:46.257
3 -	1:32.210	46.743	2:18.953	76.91	5.976	11:58:05.210
4 -	1:29.379	<b>44.544</b>	2:13.923 (2)	79.80	0.946	12:00:19.133
5 -	<b>1:28.146</b>	44.831	<b>2:12.977 (1)</b>	<b>80.37</b>		<b>12:02:32.110</b>

P30 20 U		Connor SWYER		Suzuki GSXR 1000 K6 - WSC Performace & Owkay clothing		
IDEAL LAP TIME : 2:16.896		BEST LAP TIME : 2:16.896		DIFFERENCE : 0.000		
LAP	SECTOR 1	SECTOR 2	LAP TIME	MPH	DIFF	TIME OF DAY
1 -		45.865	2:28.392	72.02	11.496	11:53:26.821
2 -	1:32.885	46.035	2:18.920	76.93	2.024	11:55:45.741
3 -	1:32.099	45.776	2:17.875 (3)	77.52	0.979	11:58:03.616
4 -	1:31.357	45.822	2:17.179 (2)	77.91	0.283	12:00:20.795
5 -	<b>1:31.141</b>	<b>45.755</b>	<b>2:16.896 (1)</b>	<b>78.07</b>		<b>12:02:37.691</b>

Weather / Track : Cloudy / Dry

Snetterton 300  
Circuit Length = 2.9689 miles  
Start: 11:50 Flag 12:01 End: 12:03

# BMCRC - MRO Championships 2021 - Rnd 2 @ Snetterton 300

## Thunderbike Extreme & Ultra

### RACE 2 - SECTOR ANALYSIS



SECTOR 1 = FL to I1, SECTOR 2 = I1 to FL, DIFF = Difference To Personal Best Lap, P = Crossed Finish Line in Pit Lane, D = Time Disallowed

<b>P31 46 E</b>		<b>Adrian DRAPER</b>		Suzuki GSXR 750 - droopy racing uk		
IDEAL LAP TIME : 2:15.829		BEST LAP TIME : 2:15.829		DIFFERENCE : 0.000		
LAP	SECTOR 1	SECTOR 2	LAP TIME	MPH	DIFF	TIME OF DAY
1 -		46.894	2:29.057	71.70	13.228	11:53:27.486
2 -	1:33.162	46.252	2:19.414	76.66	3.585	11:55:46.900
3 -	1:32.162	46.664	2:18.826 (3)	76.98	2.997	11:58:05.726
4 -	1:30.672	46.451	2:17.123 (2)	77.94	1.294	12:00:22.849
5 -	<b>1:30.188</b>	<b>45.641</b>	<b>2:15.829 (1)</b>	<b>78.68</b>		<b>12:02:38.678</b>

<b>P32 37 E</b>		<b>Ricky WOODS</b>		Suzuki GSXR 600 - KTS Vehicle Repairs		
IDEAL LAP TIME : 2:17.426		BEST LAP TIME : 2:17.937		DIFFERENCE : 0.511		
LAP	SECTOR 1	SECTOR 2	LAP TIME	MPH	DIFF	TIME OF DAY
1 -		46.668	2:27.468	72.47	9.531	11:53:25.897
2 -	1:32.245	<b>46.186</b>	2:18.431 (2)	77.20	0.494	11:55:44.328
3 -	1:33.405	46.978	2:20.383 (3)	76.13	2.446	11:58:04.711
4 -	<b>1:31.240</b>	46.697	<b>2:17.937 (1)</b>	<b>77.48</b>		<b>12:00:22.648</b>
5 -	1:37.672	49.131	2:26.803	72.80	8.866	12:02:49.451

<b>P33 254 E</b>		<b>Rick WINDAS</b>		Ducati 998 - Army Medical Services		
IDEAL LAP TIME : 2:18.869		BEST LAP TIME : 2:19.421		DIFFERENCE : 0.552		
LAP	SECTOR 1	SECTOR 2	LAP TIME	MPH	DIFF	TIME OF DAY
1 -		<b>46.250</b>	2:29.414	71.53	9.993	11:53:27.843
2 -	1:33.164	46.646	2:19.810 (2)	76.44	0.389	11:55:47.653
3 -	<b>1:32.619</b>	46.802	<b>2:19.421 (1)</b>	<b>76.66</b>		<b>11:58:07.074</b>
4 -	1:33.555	47.183	2:20.738 (3)	75.94	1.317	12:00:27.812
5 -	1:36.374	47.629	2:24.003	74.22	4.582	12:02:51.815

<b>P34 28 E</b>		<b>David SPENCER</b>		Suzuki GSXR 600 -		
IDEAL LAP TIME : 2:20.481		BEST LAP TIME : 2:20.481		DIFFERENCE : 0.000		
LAP	SECTOR 1	SECTOR 2	LAP TIME	MPH	DIFF	TIME OF DAY
1 -		47.412	2:35.985	68.51	15.504	11:53:34.414
2 -	1:34.646	47.207	2:21.853 (3)	75.34	1.372	11:55:56.267
3 -	<b>1:33.606</b>	<b>46.875</b>	<b>2:20.481 (1)</b>	<b>76.08</b>		<b>11:58:16.748</b>
4 -	1:35.315	47.245	2:22.560	74.97	2.079	12:00:39.308
5 -	1:34.702	47.075	2:21.777 (2)	75.38	1.296	12:03:01.085

<b>P35 223 E</b>		<b>Matthew MAY</b>		Honda CBR600FY - Late Breakers		
IDEAL LAP TIME : 2:18.444		BEST LAP TIME : 2:18.444		DIFFERENCE : 0.000		
LAP	SECTOR 1	SECTOR 2	LAP TIME	MPH	DIFF	TIME OF DAY
1 -		49.098	2:43.627	65.31	25.183	11:53:42.056
2 -	1:33.348	47.233	2:20.581 (3)	76.02	2.137	11:56:02.637
3 -	1:32.986	46.670	2:19.656 (2)	76.53	1.212	11:58:22.293
4 -	<b>1:31.972</b>	<b>46.472</b>	<b>2:18.444 (1)</b>	<b>77.20</b>		<b>12:00:40.737</b>
5 -	1:33.695	47.085	2:20.780	75.92	2.336	12:03:01.517

<b>P36 18 E</b>		<b>Stuart ALBON</b>		Honda 954 Fireblade - Winter Sun Skydiving		
IDEAL LAP TIME : 2:32.934		BEST LAP TIME : 2:32.934		DIFFERENCE : 0.000		
LAP	SECTOR 1	SECTOR 2	LAP TIME	MPH	DIFF	TIME OF DAY
1 -		52.897	2:45.931	64.41	12.997	11:53:44.360
2 -	1:44.341	53.332	2:37.673 (3)	67.78	4.739	11:56:22.033
3 -	1:44.208	51.560	2:35.768 (2)	68.61	2.834	11:58:57.801
4 -	<b>1:42.028</b>	<b>50.906</b>	<b>2:32.934 (1)</b>	<b>69.88</b>		<b>12:01:30.735</b>

Weather / Track : Cloudy / Dry

Snetterton 300  
Circuit Length = 2.9689 miles  
Start: 11:50 Flag 12:01 End: 12:03

# BMCRC - MRO Championships 2021 - Rnd 2 @ Snetterton 300

## Thunderbike Extreme & Ultra

### RACE 2 - SECTOR ANALYSIS



SECTOR 1 = FL to I1, SECTOR 2 = I1 to FL, DIFF = Difference To Personal Best Lap, P = Crossed Finish Line in Pit Lane, D = Time Disallowed

<b>P37</b>	<b>43 U</b>	<b>Steve PALMER</b>	Suzuki GSXR1000 K6 - K6/Mk1 Transit racing			
IDEAL LAP TIME :		BEST LAP TIME : 2:05.370	DIFFERENCE :			
LAP	SECTOR 1	SECTOR 2	LAP TIME	MPH	DIFF	TIME OF DAY
1 -		<b>39.848</b>	<b>2:05.370 (1)</b>	<b>85.25</b>		<b>11:53:03.799</b>



# BMCRC - MRO Championships 2021 - Rnd 2 @ Snetterton 300

## Thunderbike Extreme & Ultra

### RACE 2 - BEST SECTORS

SECTOR 1				SECTOR 2				IDEAL / BEST COMPARISON				
POS	NO	NAME	TIME	NO	NAME	TIME	POS	NO	NAME	IDEAL	BEST	DIFF
									<b>PERFECT LAP</b>	<b>1:58.804</b>		
1	11	HARVEY	1:19.177	11	HARVEY	39.627	1	11	HARVEY	1:58.804	1:58.842	0.038
2	5	KILLWORTH	1:20.649	43	PALMER	39.848	2	5	KILLWORTH	2:00.766	2:00.876	0.110
3	421	TINSLEY	1:20.944	5	KILLWORTH	40.117	3	421	TINSLEY	2:01.469	2:01.513	0.044
4	29	DINSMORE	1:21.099	421	TINSLEY	40.525	4	29	DINSMORE	2:01.702	2:02.166	0.464
5	258	FRIEND	1:21.474	29	DINSMORE	40.603	5	258	FRIEND	2:02.106	2:02.360	0.254
6	41	ABRAHAM	1:21.658	258	FRIEND	40.632	6	41	ABRAHAM	2:02.489	2:02.773	0.284
7	90	WATSON	1:21.983	102	FEARN	40.695	7	102	FEARN	2:02.838	2:02.991	0.153
8	17	KILLWORTH	1:22.002	82	HINNELLS	40.707	8	17	KILLWORTH	2:02.992	2:03.250	0.258
9	102	FEARN	1:22.143	41	ABRAHAM	40.831	9	82	HINNELLS	2:03.157	2:03.477	0.320
10	82	HINNELLS	1:22.450	17	KILLWORTH	40.990	10	90	WATSON	2:03.263	2:03.340	0.077
11	80	YATES	1:22.620	90	WATSON	41.280	11	80	YATES	2:04.093	2:04.741	0.648
12	961	SIM	1:22.855	961	SIM	41.352	12	961	SIM	2:04.207	2:04.537	0.330
13	117	STAGG	1:23.386	165	BUTT	41.364	13	165	BUTT	2:05.238	2:05.571	0.333
14	60	McCARTER	1:23.816	138	REVELEY	41.393	14	117	STAGG	2:05.269	2:05.269	0.000
15	165	BUTT	1:23.874	80	YATES	41.473	15	60	McCARTER	2:05.369	2:05.575	0.206
16	77	MAY	1:24.136	60	McCARTER	41.553	16	138	REVELEY	2:05.578	2:05.578	0.000
17	138	REVELEY	1:24.185	77	MAY	41.715	17	77	MAY	2:05.851	2:05.911	0.060
18	129	CRIPPS	1:24.542	117	STAGG	41.883	18	129	CRIPPS	2:06.815	2:06.815	0.000
19	78	THOMAS	1:24.697	129	CRIPPS	42.273	19	78	THOMAS	2:06.978	2:08.058	1.080
20	75	MAY	1:25.620	78	THOMAS	42.281	20	51	HOGARTH	2:08.716	2:08.716	0.000
21	12	TAYLOR	1:25.786	51	HOGARTH	42.584	21	12	TAYLOR	2:08.745	2:08.786	0.041
22	44	DAVIES	1:25.916	44	DAVIES	42.856	22	44	DAVIES	2:08.772	2:08.888	0.116
23	51	HOGARTH	1:26.132	12	TAYLOR	42.959	23	75	MAY	2:08.986	2:09.558	0.572
24	55	HODGINS	1:27.329	75	MAY	43.366	24	55	HODGINS	2:11.340	2:11.340	0.000
25	23	ROSE	1:27.786	23	ROSE	43.734	25	23	ROSE	2:11.520	2:11.520	0.000
26	6	FIRTH	1:28.096	55	HODGINS	44.011	26	21	BRENNAN	2:12.423	2:12.621	0.198
27	21	BRENNAN	1:28.141	21	BRENNAN	44.282	27	6	FIRTH	2:12.543	2:12.695	0.152
28	24	REYNOLDS	1:28.146	6	FIRTH	44.447	28	24	REYNOLDS	2:12.690	2:12.977	0.287
29	35	HARVEY	1:28.821	24	REYNOLDS	44.544	29	35	HARVEY	2:13.861	2:14.164	0.303
30	46	DRAPER	1:30.188	35	HARVEY	45.040	30	46	DRAPER	2:15.829	2:15.829	0.000
31	20	SWYER	1:31.141	46	DRAPER	45.641	31	20	SWYER	2:16.896	2:16.896	0.000
32	37	WOODS	1:31.240	20	SWYER	45.755	32	37	WOODS	2:17.426	2:17.937	0.511
33	223	MAY	1:31.972	37	WOODS	46.186	33	223	MAY	2:18.444	2:18.444	0.000
34	254	WINDAS	1:32.619	254	WINDAS	46.250	34	254	WINDAS	2:18.869	2:19.421	0.552
35	28	SPENCER	1:33.606	223	MAY	46.472	35	28	SPENCER	2:20.481	2:20.481	0.000
36	18	ALBON	1:42.028	28	SPENCER	46.875	36	18	ALBON	2:32.934	2:32.934	0.000
37				18	ALBON	50.906	37	43	PALMER		2:05.370	

Weather / Track : Cloudy / Dry

Snetterton 300

Circuit Length = 2.9689 miles

Start: 11:50 Flag 12:01 End: 12:03

Results can be found at [www.tsl-timing.com](http://www.tsl-timing.com)

Printed - 12:03 Saturday, 29 May 2021

# BMCRC - MRO Championships 2021 - Rnd 2 @ Snetterton 300

## Thunderbike Extreme & Ultra

### RACE 2 - STATISTICS

**Competitors Started** 37  
**Planned Start** 2021-05-29 @ 11:55:00.000  
**Actual Start** 2021-05-29 @ 11:50:58.428  
**Finish Time** 2021-05-29 @ 12:01:00.632  
**Track Length** 2.9689mi.  
**Total Laps** 180  
**Total Distance Covered** 534.4040mi.

#### Session Fastest Lap History

NO	CL	NAME	LAP TIME	TIME OF DAY	LAP	VEHICLE
11	U	Josh HARVEY	<b>2:04.078</b>	11:53:02.522	1	Yamaha R1
11	U	Josh HARVEY	<b>1:59.122</b>	11:55:01.644	2	Yamaha R1
11	U	Josh HARVEY	<b>1:58.842</b>	11:57:00.487	3	Yamaha R1

#### Session Leader History

NO	CL	NAME	FROM LAP	LAPS LED	DISTANCE	VEHICLE
11	U	Josh HARVEY	1	5	14.84 miles	Yamaha R1

#### Flag History

TYPE	TIME OF DAY
GREEN	11:50:58.428
FINISH	12:01:00.632

#### Flag Statistics

TYPE	COUNT	TOTAL LAPS	TOTAL TIME
Green	1	5	12:09.674
Red	0	0	0.000
Safety Car	0	0	0.000
FCY	0	0	0.000

# BMCRC - MRO Championships 2021 - Rnd 2 @ Snetterton 300

## Thunderbike Extreme & Ultra

### RACE 2 - STATISTICS

CLASS : E

19 Starters

#### Fastest Lap History

NO	NAME	LAP TIME	TIME OF DAY	LAP	VEHICLE
961	Jack SIM	2:10.538	11:53:08.967	1	Yamaha R6
961	Jack SIM	2:04.640	11:55:13.613	2	Yamaha R6
961	Jack SIM	2:04.537	11:57:18.149	3	Yamaha R6

#### Leader History

NO	NAME	FROM LAP	LAPS LED	DISTANCE	VEHICLE
961	Jack SIM	1	5	14.84 miles	Yamaha R6

# BMCRC - MRO Championships 2021 - Rnd 2 @ Snetterton 300

## Thunderbike Extreme & Ultra

### RACE 2 - STATISTICS

CLASS : U

18 Starters

#### Fastest Lap History

NO	NAME	LAP TIME	TIME OF DAY	LAP	VEHICLE
11	Josh HARVEY	<b>2:04.078</b>	11:53:02.522	1	Yamaha R1
11	Josh HARVEY	<b>1:59.122</b>	11:55:01.644	2	Yamaha R1
11	Josh HARVEY	<b>1:58.842</b>	11:57:00.487	3	Yamaha R1

#### Leader History

NO	NAME	FROM LAP	LAPS LED	DISTANCE	VEHICLE
11	Josh HARVEY	1	5	14.84 miles	Yamaha R1

# BMCRC - MRO Championships 2021 - Rnd 2 @ Snetterton 300



## Thunderbike Extreme & Ultra

### RACE 12 - GRID (5 Laps)



ROW 13	39		38	<b>666</b> Tomasz GNIZDUR	37	<b>18</b> Stuart ALBON	2:32.934		
ROW 12	36	<b>28</b> David SPENCER	2:20.481	35	<b>254</b> Rick WINDAS	2:19.421	34	<b>223</b> Matthew MAY	2:18.444
ROW 11	33	<b>37</b> Ricky WOODS	2:17.937	32	<b>20</b> Connor SWYER	2:16.896	31	<b>46</b> Adrian DRAPER	2:15.829
ROW 10	30	<b>35</b> Stephen HARVEY	2:14.164	29	<b>24</b> Mark REYNOLDS	2:12.977	28	<b>6</b> Andrew FIRTH	2:12.695
ROW 9	27	<b>21</b> Danny BRENNAN	2:12.621	26	<b>23</b> Justin ROSE	2:11.520	25	<b>55</b> Nick HODGINS	2:11.340
ROW 8	24	<b>75</b> Stewart MAY	2:09.558	23	<b>44</b> Denzil DAVIES	2:08.888	22	<b>12</b> Russell TAYLOR	2:08.786
ROW 7	21	<b>51</b> Michael HOGARTH	2:08.716	20	<b>78</b> Jamie THOMAS	2:08.058	19	<b>129</b> Derek CRIPPS	2:06.815
ROW 6	18	<b>77</b> David MAY	2:05.911	17	<b>138</b> James REVELEY	2:05.578	16	<b>60</b> Liam McCARTER	2:05.575
ROW 5	15	<b>165</b> Richard BUTT	2:05.571	14	<b>43</b> Steve PALMER	2:05.370	13	<b>117</b> Raymond STAGG	2:05.269
ROW 4	12	<b>80</b> Mike YATES	2:04.741	11	<b>961</b> Jack SIM	2:04.537	10	<b>82</b> Matt HINNELLS	2:03.477
ROW 3	9	<b>90</b> Edward WATSON	2:03.340	8	<b>17</b> Jordan KILLWORTH	2:03.250	7	<b>102</b> James FEARN	2:02.991
ROW 2	6	<b>41</b> David ABRAHAM	2:02.773	5	<b>258</b> Ande FRIEND	2:02.360	4	<b>29</b> Cecil DINSMORE	2:02.166
ROW 1	3	<b>421</b> Daniel TINSLEY	2:01.513	2	<b>5</b> Stacey KILLWORTH	2:00.876	1	<b>11</b> Josh HARVEY	1:58.842
<b>Pole</b>									

Snetterton 300

Circuit Length = 2.9689 miles

These results are provisional until the conclusion of any judicial and technical matters.

Clerk Of Course :	Stewards :	Timekeeper : Craig Smith
-------------------	------------	--------------------------

Results can be found at [www.tsl-timing.com](http://www.tsl-timing.com)

Printed - 12:04 Saturday, 29 May 2021



# BMCRC - MRO Championships 2021 - Rnd 2 @ Snetterton 300

## Thunderbike Extreme & Ultra RACE 12 - CLASSIFICATION



POS	NO	CL	PIC NAME	ENTRY	LAPS	TIME	GAP	DIFF	MPH	BEST	ON
1	11	U	1 Josh HARVEY	Yamaha R1 - NR Racing	5	10:05.644			88.23	1:59.681	5
2	43	U	2 Steve PALMER	Suzuki GSXR1000 K6 - K6/Mk1 Transit racing	5	10:05.918	0.274	0.274	88.19	1:58.845	5
3	5	U	3 Stacey KILLWORTH	Suzuki GSXR 1000 - Greenplant/Evens	5	10:13.134	7.490	7.216	87.15	2:01.107	4
4	258	U	4 Ande FRIEND	Kawasaki ZX10R - Flying colours Motorcycle Trainin	5	10:21.708	16.064	8.574	85.95	2:02.740	2
5	82	U	5 Matt HINNELLS	Yamaha R1 - BD Racing	5	10:23.914	18.270	2.206	85.65	2:02.544	3
6	29*	U	6 Cecil DINSMORE	Suzuki GSXR 1000 - KnC Motorsport	5	10:25.804	20.160	1.890	85.39	2:01.047	2
7	421	U	7 Daniel TINSLEY	Yamaha R1 -	5	10:29.706	24.062	3.902	84.86	2:03.596	5
8	102	U	8 James FEARN	Suzuki GSXR1000 - Jwf tiling, palmer race skool, th	5	10:29.819	24.175	0.113	84.85	2:03.457	5
9	90	U	9 Edward WATSON	Suzuki GSXR 1000 - TEA Time Racing	5	10:30.781	25.137	0.962	84.72	2:04.301	5
10	17	U	10 Jordan KILLWORTH	Kawasaki ZX-10R -	5	10:31.195	25.551	0.414	84.66	2:03.618	5
11	961*	E	1 Jack SIM	Yamaha R6 - Platform Lift Engineers Ltd	5	10:31.673	26.029	0.478	84.60	2:03.744	5
12	41	U	11 David ABRAHAM	Yamaha R1 - Cambridge Motorcycles	5	10:32.428	26.784	0.755	84.50	2:04.036	5
13	60	U	12 Liam McCARTER	Yamaha R1 -	5	10:33.279	27.635	0.851	84.38	2:04.269	5
14	78	U	13 Jamie THOMAS	Suzuki GSXR 1000 - Team RubyRacing	5	10:37.469	31.825	4.190	83.83	2:05.431	5
15	77	E	2 David MAY	Suzuki GSXR 750 K1 - ELP Racing	5	10:38.165	32.521	0.696	83.74	2:05.062	3
16	80	U	14 Mike YATES	Ducati 1198 - R-EM Tyre Covers	5	10:45.689	40.045	7.524	82.76	2:05.325	5
17	165	U	15 Richard BUTT	Suzuki GSXR1000 -	5	10:48.683	43.039	2.994	82.38	2:07.026	5
18	12	E	3 Russell TAYLOR	Suzuki GSXR 750 -	5	10:49.836	44.192	1.153	82.23	2:07.204	4
19	138	E	4 James REVELEY	Yamaha R6 - PCN Racing	5	10:50.467	44.823	0.631	82.15	2:06.660	5
20	117	E	5 Raymond STAGG	Suzuki K2 750 -	5	10:51.184	45.540	0.717	82.06	2:07.950	5
21	129	E	6 Derek CRIPPS	Yamaha R1 - Kelly Cripps - Team FBR	5	10:51.799	46.155	0.615	81.98	2:07.202	4
22	44	E	7 Denzil DAVIES	Suzuki GSXR 750 - Advance Mouldings Ltd	5	10:51.831	46.187	0.032	81.98	2:07.790	4
23	51	E	8 Michael HOGARTH	Honda SP1 - WHR Racing	5	10:54.957	49.313	3.126	81.59	2:08.338	5
24	6	E	9 Andrew FIRTH	Yamaha YZF-R1 - LTRmotorcycles.co.uk / Palmer F	5	11:14.011	1:08.367	19.054	79.28	2:11.690	5
25	55	E	10 Nick HODGINS	Suzuki GSXR 750 - Dad, Claire, Super Sam, ASR, C	5	11:14.361	1:08.717	0.350	79.24	2:11.839	2
26	21	U	16 Danny BRENNAN	Yamaha R1 - Greenplantuk	5	11:21.831	1:16.187	7.470	78.37	2:13.364	3
27	223	E	11 Matthew MAY	Honda CBR600FY - Late Breakers	5	11:22.013	1:16.369	0.182	78.35	2:13.053	3
28	23	U	17 Justin ROSE	Yamaha R1 -	5	11:23.731	1:18.087	1.718	78.15	2:12.628	4
29	35	E	12 Stephen HARVEY	Yamaha YZF R1 -	5	11:27.119	1:21.475	3.388	77.77	2:13.287	5
30	46	E	13 Adrian DRAPER	Suzuki GSXR 750 - droopy racing uk	5	11:32.228	1:26.584	5.109	77.20	2:14.999	4
31	28	E	14 David SPENCER	Suzuki GSXR 600 -	5	11:49.653	1:44.009	17.425	75.30	2:18.116	2
32	20	U	18 Connor SWYER	Suzuki GSXR 1000 K6 - WSC Performance & Owkay	5	11:49.825	1:44.181	0.172	75.28	2:17.969	4
33	24	E	15 Mark REYNOLDS	Aprilia MILLE -	5	11:50.547	1:44.903	0.722	75.21	2:17.050	2
34	254	E	16 Rick WINDAS	Ducati 998 - Army Medical Services	5	11:56.363	1:50.719	5.816	74.59	2:18.692	4

### NOT CLASSIFIED

DNF	75	E	Stewart MAY	Honda CBR600F3 - Moths in the wallet	2	4:38.983	3 Laps	3 Laps	76.62	2:18.712	2
-----	----	---	-------------	--------------------------------------	---	----------	--------	--------	-------	----------	---

### FASTEST LAP

43	U	Steve PALMER	Suzuki GSXR1000 K6 - K6/Mk1 Transit racing	5	1:58.845	89.93 mph	144.73 kph
961	E	Jack SIM	Yamaha R6 - Platform Lift Engineers Ltd	5	2:03.744	86.37 mph	139.00 kph

\* Bike 29 - 10 second penalty - jump start  
 \* Bike 961 - Please fit a working transponder  
 Class U - 92.5% of Race Speed = 81.61 mph  
 Class E - 92.5% of Race Speed = 78.25 mph

Weather / Track : Cloudy / Dry

These results are provisional until the conclusion of any judicial and technical matters.

Snetterton 300: 2.9689 miles  
 Race Distance: 5 Laps / 14.84 miles  
 Start: 16:22 Flag 16:32 End: 16:34

Clerk Of Course :	Stewards :	Timekeeper : Craig Smith
-------------------	------------	--------------------------

Results can be found at [www.tsl-timing.com](http://www.tsl-timing.com)

Printed - 16:34 Saturday, 29 May 2021



# BMCRC - MRO Championships 2021 - Rnd 2 @ Snetterton 300

## Thunderbike Extreme & Ultra

### RACE 12 - LAP CHART

LAP 1 @ 16:24:34.037			LAP 2 @ 16:26:35.051			LAP 3 @ 16:28:35.136			LAP 4 @ 16:30:35.191			LAP 5 @ 16:32:34.872		
NO	BEHIND	LAP TIME	NO	BEHIND	LAP TIME	NO	BEHIND	LAP TIME	NO	BEHIND	LAP TIME	NO	BEHIND	LAP TIME
11		2:04.809	11		2:01.014	11		2:00.085	11		2:00.055	11		1:59.681
29	1.481	2:06.290	29	1.514	2:01.047	43	1.444	1:59.895	43	1.110	1:59.721	43	0.274	1:58.845
43	1.655	2:06.464	43	1.634	2:00.993	29	4.113	2:02.684	5	5.548	2:01.107	5	7.490	2:01.623
5	3.087	2:07.896	5	3.209	2:01.136	5	4.496	2:01.372	29	7.817	2:03.759	29	10.160	2:02.024
258	4.145	2:08.954	258	5.871	2:02.740	258	8.821	2:03.035	258	12.420	2:03.654	258	16.064	2:03.325
90	5.694	2:10.503	90	9.928	2:05.248	82	12.619	2:02.544	82	15.162	2:02.598	82	18.270	2:02.789
961	6.242	2:11.051	82	10.160	2:03.788	90	15.386	2:05.543	421	20.147	2:04.741	421	24.062	2:03.596
102	6.768	2:11.577	961	10.423	2:05.195	421	15.461	2:04.039	102	20.399	2:04.000	102	24.175	2:03.457
421	6.821	2:11.630	421	11.507	2:05.700	961	16.407	2:06.069	90	20.517	2:05.186	90	25.137	2:04.301
82	7.386	2:12.195	102	11.664	2:05.910	102	16.454	2:04.875	17	21.614	2:04.512	17	25.551	2:03.618
41	7.627	2:12.436	41	12.260	2:05.647	41	16.753	2:04.578	961	21.966	2:05.613	961	26.029	2:03.744
17	8.364	2:13.173	17	12.442	2:05.092	17	17.157	2:04.800	41	22.429	2:05.731	41	26.784	2:04.036
60	9.204	2:14.013	60	13.304	2:05.114	60	18.291	2:05.072	60	23.047	2:04.811	60	27.635	2:04.269
77	9.798	2:14.607	77	14.132	2:05.348	77	19.109	2:05.062	77	25.274	2:06.220	78	31.825	2:05.431
78	10.212	2:15.021	78	14.892	2:05.694	78	20.554	2:05.747	78	26.075	2:05.576	77	32.521	2:06.928
12	11.148	2:15.957	12	19.304	2:09.170	80	28.173	2:08.432	80	34.401	2:06.283	80	40.045	2:05.325
138	11.485	2:16.294	138	19.532	2:09.061	117	28.380	2:08.725	12	35.630	2:07.204	165	43.039	2:07.026
165	12.170	2:16.979	117	19.740	2:08.349	12	28.481	2:09.262	165	35.694	2:07.230	12	44.192	2:08.243
117	12.405	2:17.214	80	19.826	2:07.954	165	28.519	2:08.511	117	37.271	2:08.946	138	44.823	2:06.660
80	12.886	2:17.695	165	20.093	2:08.937	138	29.208	2:09.761	44	37.453	2:07.790	117	45.540	2:07.950
129	13.465	2:18.274	44	21.661	2:08.257	44	29.718	2:08.142	138	37.844	2:08.691	129	46.155	2:07.328
44	14.418	2:19.227	129	21.988	2:09.537	129	31.361	2:09.458	129	38.508	2:07.202	44	46.187	2:08.415
51	14.672	2:19.481	51	23.292	2:09.634	51	32.050	2:08.843	51	40.656	2:08.661	51	49.313	2:08.338
75	15.462	2:20.271	55	31.345	2:11.839	55	43.884	2:12.624	55	55.841	2:12.012	6	1:08.367	2:11.690
6	18.130	2:22.939	6	32.087	2:14.971	6	44.608	2:12.606	6	56.358	2:11.805	55	1:08.717	2:12.557
223	19.224	2:24.033	223	32.817	2:14.607	223	45.785	2:13.053	223	59.892	2:14.162	21	1:16.187	2:13.687
55	20.520	2:25.329	75	33.160	2:18.712	21	47.068	2:13.364	21	1:02.181	2:15.168	223	1:16.369	2:16.158
21	20.715	2:25.524	21	33.789	2:14.088	23	52.450	2:15.146	23	1:05.023	2:12.628	23	1:18.087	2:12.745
23	21.326	2:26.135	23	37.389	2:17.077	35	54.162	2:15.801	35	1:07.869	2:13.762	35	1:21.475	2:13.287
46	22.563	2:27.372	35	38.446	2:16.431	46	55.140	2:16.088	46	1:10.084	2:14.999	46	1:26.584	2:16.181
35	23.029	2:27.838	46	39.137	2:17.588	28	1:04.321	2:21.759	28	1:24.477	2:20.211	28	1:44.009	2:19.213
24	23.583	2:28.392	24	39.619	2:17.050	24	1:05.772	2:26.238	24	1:25.086	2:19.369	20	1:44.181	2:18.215
28	25.545	2:30.354	28	42.647	2:18.116	20	1:07.733	2:21.572	20	1:25.647	2:17.969	24	1:44.903	2:19.498
20	26.173	2:30.982	20	46.246	2:21.087	254	1:08.380	2:21.253	254	1:27.017	2:18.692	254	1:50.719	2:23.383
254	26.765	2:31.574	254	47.212	2:21.461									

Weather / Track : Cloudy / Dry

Snetterton 300

Circuit Length = 2.9689 miles

Start: 16:22 Flag 16:32 End: 16:34

Results can be found at [www.tsl-timing.com](http://www.tsl-timing.com)

Printed - 16:34 Saturday, 29 May 2021

# BMCRC - MRO Championships 2021 - Rnd 2 @ Snetterton 300

## Thunderbike Extreme & Ultra

### RACE 12 - SECTOR ANALYSIS



SECTOR 1 = FL to I1, SECTOR 2 = I1 to FL, DIFF = Difference To Personal Best Lap, P = Crossed Finish Line in Pit Lane, D = Time Disallowed

P1 11 U		Josh HARVEY		Yamaha R1 - NR Racing		
IDEAL LAP TIME : 1:59.681		BEST LAP TIME : 1:59.681		DIFFERENCE : 0.000		
LAP	SECTOR 1	SECTOR 2	LAP TIME	MPH	DIFF	TIME OF DAY
1 -		40.151	2:04.809	85.63	5.128	16:24:34.037
2 -	1:20.473	40.541	2:01.014	88.32	1.333	16:26:35.051
3 -	1:19.709	40.376	2:00.085 (3)	89.00	0.404	16:28:35.136
4 -	1:19.684	40.371	2:00.055 (2)	89.02	0.374	16:30:35.191
5 -	<b>1:19.633</b>	<b>40.048</b>	<b>1:59.681 (1)</b>	<b>89.30</b>		<b>16:32:34.872</b>

P2 43 U		Steve PALMER		Suzuki GSXR1000 K6 - K6/Mk1 Transit racing		
IDEAL LAP TIME : 1:58.511		BEST LAP TIME : 1:58.845		DIFFERENCE : 0.334		
LAP	SECTOR 1	SECTOR 2	LAP TIME	MPH	DIFF	TIME OF DAY
1 -		39.974	2:06.464	84.51	7.619	16:24:35.692
2 -	1:20.552	40.441	2:00.993	88.33	2.148	16:26:36.685
3 -	1:20.446	<b>39.449</b>	1:59.895 (3)	89.14	1.050	16:28:36.580
4 -	1:19.870	39.851	1:59.721 (2)	89.27	0.876	16:30:36.301
5 -	<b>1:19.062</b>	39.783	<b>1:58.845 (1)</b>	<b>89.93</b>		<b>16:32:35.146</b>

P3 5 U		Stacey KILLWORTH		Suzuki GSXR 1000 - Greenplant/Everns		
IDEAL LAP TIME : 2:00.921		BEST LAP TIME : 2:01.107		DIFFERENCE : 0.186		
LAP	SECTOR 1	SECTOR 2	LAP TIME	MPH	DIFF	TIME OF DAY
1 -		<b>40.082</b>	2:07.896	83.56	6.789	16:24:37.124
2 -	1:20.903	40.233	2:01.136 (2)	88.23	0.029	16:26:38.260
3 -	1:20.945	40.427	2:01.372 (3)	88.06	0.265	16:28:39.632
4 -	<b>1:20.839</b>	40.268	<b>2:01.107 (1)</b>	<b>88.25</b>		<b>16:30:40.739</b>
5 -	1:21.008	40.615	2:01.623	87.87	0.516	16:32:42.362

P4 258 U		Ande FRIEND		Kawasaki ZX10R - Flying colours Motorcycle Training		
IDEAL LAP TIME : 2:02.691		BEST LAP TIME : 2:02.740		DIFFERENCE : 0.049		
LAP	SECTOR 1	SECTOR 2	LAP TIME	MPH	DIFF	TIME OF DAY
1 -		<b>41.095</b>	2:08.954	82.88	6.214	16:24:38.182
2 -	<b>1:21.596</b>	41.144	<b>2:02.740 (1)</b>	<b>87.07</b>		<b>16:26:40.922</b>
3 -	1:21.758	41.277	2:03.035 (2)	86.87	0.295	16:28:43.957
4 -	1:22.464	41.190	2:03.654	86.43	0.914	16:30:47.611
5 -	1:21.820	41.505	2:03.325 (3)	86.66	0.585	16:32:50.936

P5 82 U		Matt HINNELLS		Yamaha R1 - BD Racing		
IDEAL LAP TIME : 2:02.532		BEST LAP TIME : 2:02.544		DIFFERENCE : 0.012		
LAP	SECTOR 1	SECTOR 2	LAP TIME	MPH	DIFF	TIME OF DAY
1 -		40.739	2:12.195	80.85	9.651	16:24:41.423
2 -	1:22.773	41.015	2:03.788	86.34	1.244	16:26:45.211
3 -	<b>1:21.858</b>	40.686	<b>2:02.544 (1)</b>	<b>87.21</b>		<b>16:28:47.755</b>
4 -	1:21.924	<b>40.674</b>	2:02.598 (2)	87.17	0.054	16:30:50.353
5 -	1:21.875	40.914	2:02.789 (3)	87.04	0.245	16:32:53.142

P6 29 U		Cecil DINSMORE		Suzuki GSXR 1000 - KnC Motorsport		
IDEAL LAP TIME : 2:01.047		BEST LAP TIME : 2:01.047		DIFFERENCE : 0.000		
LAP	SECTOR 1	SECTOR 2	LAP TIME	MPH	DIFF	TIME OF DAY
1 -		40.837	2:06.290	84.63	5.243	16:24:35.518
2 -	<b>1:20.416</b>	<b>40.631</b>	<b>2:01.047 (1)</b>	<b>88.29</b>		<b>16:26:36.565</b>
3 -	1:22.003	40.681	2:02.684 (3)	87.11	1.637	16:28:39.249
4 -	1:22.704	41.055	2:03.759	86.36	2.712	16:30:43.008
5 -	1:21.278	40.746	2:02.024 (2)	87.58	0.977	16:32:45.032

Weather / Track : Cloudy / Dry

Snetterton 300  
Circuit Length = 2.9689 miles  
Start: 16:22 Flag 16:32 End: 16:34



# BMCRC - MRO Championships 2021 - Rnd 2 @ Snetterton 300

## Thunderbike Extreme & Ultra

### RACE 12 - SECTOR ANALYSIS



SECTOR 1 = FL to I1, SECTOR 2 = I1 to FL, DIFF = Difference To Personal Best Lap, P = Crossed Finish Line in Pit Lane, D = Time Disallowed

P7 421 U Daniel TINSLEY		Yamaha R1 -				
IDEAL LAP TIME : 2:03.476		BEST LAP TIME : 2:03.596		DIFFERENCE : 0.120		
LAP	SECTOR 1	SECTOR 2	LAP TIME	MPH	DIFF	TIME OF DAY
1 -		42.209	2:11.630	81.19	8.034	16:24:40.858
2 -	1:23.347	42.353	2:05.700	85.02	2.104	16:26:46.558
3 -	<b>1:22.111</b>	41.928	2:04.039 (2)	86.16	0.443	16:28:50.597
4 -	1:22.528	42.213	2:04.741 (3)	85.68	1.145	16:30:55.338
5 -	1:22.231	<b>41.365</b>	<b>2:03.596 (1)</b>	<b>86.47</b>		<b>16:32:58.934</b>

P8 102 U James FEARN		Suzuki GSXR1000 - Jwf tiling, palmer race skool, the factory				
IDEAL LAP TIME : 2:03.457		BEST LAP TIME : 2:03.457		DIFFERENCE : 0.000		
LAP	SECTOR 1	SECTOR 2	LAP TIME	MPH	DIFF	TIME OF DAY
1 -		41.528	2:11.577	81.23	8.120	16:24:40.805
2 -	1:24.158	41.752	2:05.910	84.88	2.453	16:26:46.715
3 -	1:23.588	41.287	2:04.875 (3)	85.59	1.418	16:28:51.590
4 -	1:22.958	41.042	2:04.000 (2)	86.19	0.543	16:30:55.590
5 -	<b>1:22.721</b>	<b>40.736</b>	<b>2:03.457 (1)</b>	<b>86.57</b>		<b>16:32:59.047</b>

P9 90 U Edward WATSON		Suzuki GSXR 1000 - TEA Time Racing				
IDEAL LAP TIME : 2:04.087		BEST LAP TIME : 2:04.301		DIFFERENCE : 0.214		
LAP	SECTOR 1	SECTOR 2	LAP TIME	MPH	DIFF	TIME OF DAY
1 -		41.765	2:10.503	81.89	6.202	16:24:39.731
2 -	<b>1:22.782</b>	42.466	2:05.248 (3)	85.33	0.947	16:26:44.979
3 -	1:23.545	41.998	2:05.543	85.13	1.242	16:28:50.522
4 -	1:23.414	41.772	2:05.186 (2)	85.37	0.885	16:30:55.708
5 -	1:22.996	<b>41.305</b>	<b>2:04.301 (1)</b>	<b>85.98</b>		<b>16:33:00.009</b>

P10 17 U Jordan KILLWORTH		Kawasaki ZX-10R -				
IDEAL LAP TIME : 2:03.430		BEST LAP TIME : 2:03.618		DIFFERENCE : 0.188		
LAP	SECTOR 1	SECTOR 2	LAP TIME	MPH	DIFF	TIME OF DAY
1 -		41.696	2:13.173	80.25	9.555	16:24:42.401
2 -	1:22.844	42.248	2:05.092	85.44	1.474	16:26:47.493
3 -	1:23.413	<b>41.387</b>	2:04.800 (3)	85.64	1.182	16:28:52.293
4 -	1:23.066	41.446	2:04.512 (2)	85.83	0.894	16:30:56.805
5 -	<b>1:22.043</b>	41.575	<b>2:03.618 (1)</b>	<b>86.46</b>		<b>16:33:00.423</b>

P11 961 E Jack SIM		Yamaha R6 - Platform Lift Engineers Ltd				
IDEAL LAP TIME :		BEST LAP TIME : 2:03.744		DIFFERENCE :		
LAP	SECTOR 1	SECTOR 2	LAP TIME	MPH	DIFF	TIME OF DAY
1 -			2:11.051	81.55	7.307	16:24:40.279
2 -			2:05.195 (2)	85.37	1.451	16:26:45.474
3 -			2:06.069	84.77	2.325	16:28:51.543
4 -			2:05.613 (3)	85.08	1.869	16:30:57.157
5 -			<b>2:03.744 (1)</b>	<b>86.37</b>		<b>16:33:00.901</b>

P12 41 U David ABRAHAM		Yamaha R1 - Cambridge Motorcycles				
IDEAL LAP TIME : 2:03.848		BEST LAP TIME : 2:04.036		DIFFERENCE : 0.188		
LAP	SECTOR 1	SECTOR 2	LAP TIME	MPH	DIFF	TIME OF DAY
1 -		<b>41.018</b>	2:12.436	80.70	8.400	16:24:41.664
2 -	1:23.367	42.280	2:05.647 (3)	85.06	1.611	16:26:47.311
3 -	1:23.064	41.514	2:04.578 (2)	85.79	0.542	16:28:51.889
4 -	1:23.935	41.796	2:05.731	85.00	1.695	16:30:57.620
5 -	<b>1:22.830</b>	41.206	<b>2:04.036 (1)</b>	<b>86.16</b>		<b>16:33:01.656</b>

Weather / Track : Cloudy / Dry

Snetterton 300  
Circuit Length = 2.9689 miles  
Start: 16:22 Flag 16:32 End: 16:34

# BMCRC - MRO Championships 2021 - Rnd 2 @ Snetterton 300

## Thunderbike Extreme & Ultra

### RACE 12 - SECTOR ANALYSIS



SECTOR 1 = FL to I1, SECTOR 2 = I1 to FL, DIFF = Difference To Personal Best Lap, P = Crossed Finish Line in Pit Lane, D = Time Disallowed

P13 60 U		Liam McCARTER		Yamaha R1 -		
IDEAL LAP TIME : 2:04.269		BEST LAP TIME : 2:04.269		DIFFERENCE : 0.000		
LAP	SECTOR 1	SECTOR 2	LAP TIME	MPH	DIFF	TIME OF DAY
1 -		41.949	2:14.013	79.75	9.744	16:24:43.241
2 -	1:23.353	41.761	2:05.114	85.42	0.845	16:26:48.355
3 -	1:23.562	41.510	2:05.072 (3)	85.45	0.803	16:28:53.427
4 -	1:23.555	41.256	2:04.811 (2)	85.63	0.542	16:30:58.238
5 -	<b>1:23.054</b>	<b>41.215</b>	<b>2:04.269 (1)</b>	<b>86.00</b>		<b>16:33:02.507</b>

P14 78 U		Jamie THOMAS		Suzuki GSXR 1000 - Team RubyRacing		
IDEAL LAP TIME : 2:05.251		BEST LAP TIME : 2:05.431		DIFFERENCE : 0.180		
LAP	SECTOR 1	SECTOR 2	LAP TIME	MPH	DIFF	TIME OF DAY
1 -		41.890	2:15.021	79.15	9.590	16:24:44.249
2 -	1:23.829	41.865	2:05.694 (3)	85.03	0.263	16:26:49.943
3 -	<b>1:23.698</b>	42.049	2:05.747	84.99	0.316	16:28:55.690
4 -	1:24.023	<b>41.553</b>	2:05.576 (2)	85.11	0.145	16:31:01.266
5 -	1:23.732	41.699	<b>2:05.431 (1)</b>	<b>85.21</b>		<b>16:33:06.697</b>

P15 77 E		David MAY		Suzuki GSXR 750 K1 - ELP Racing		
IDEAL LAP TIME : 2:04.853		BEST LAP TIME : 2:05.062		DIFFERENCE : 0.209		
LAP	SECTOR 1	SECTOR 2	LAP TIME	MPH	DIFF	TIME OF DAY
1 -		41.691	2:14.607	79.40	9.545	16:24:43.835
2 -	<b>1:23.468</b>	41.880	2:05.348 (2)	85.26	0.286	16:26:49.183
3 -	1:23.677	<b>41.385</b>	<b>2:05.062 (1)</b>	<b>85.46</b>		<b>16:28:54.245</b>
4 -	1:23.964	42.256	2:06.220 (3)	84.67	1.158	16:31:00.465
5 -	1:24.834	42.094	2:06.928	84.20	1.866	16:33:07.393

P16 80 U		Mike YATES		Ducati 1198 - R-EM Tyre Covers		
IDEAL LAP TIME : 2:05.325		BEST LAP TIME : 2:05.325		DIFFERENCE : 0.000		
LAP	SECTOR 1	SECTOR 2	LAP TIME	MPH	DIFF	TIME OF DAY
1 -		42.444	2:17.695	77.62	12.370	16:24:46.923
2 -	1:24.731	43.223	2:07.954 (3)	83.53	2.629	16:26:54.877
3 -	1:25.705	42.727	2:08.432	83.21	3.107	16:29:03.309
4 -	1:24.200	42.083	2:06.283 (2)	84.63	0.958	16:31:09.592
5 -	<b>1:23.592</b>	<b>41.733</b>	<b>2:05.325 (1)</b>	<b>85.28</b>		<b>16:33:14.917</b>

P17 165 U		Richard BUTT		Suzuki GSXR1000 -		
IDEAL LAP TIME : 2:07.026		BEST LAP TIME : 2:07.026		DIFFERENCE : 0.000		
LAP	SECTOR 1	SECTOR 2	LAP TIME	MPH	DIFF	TIME OF DAY
1 -		42.366	2:16.979	78.02	9.953	16:24:46.207
2 -	1:25.987	42.950	2:08.937	82.89	1.911	16:26:55.144
3 -	1:26.046	42.465	2:08.511 (3)	83.16	1.485	16:29:03.655
4 -	1:25.008	42.222	2:07.230 (2)	84.00	0.204	16:31:10.885
5 -	<b>1:24.954</b>	<b>42.072</b>	<b>2:07.026 (1)</b>	<b>84.14</b>		<b>16:33:17.911</b>

P18 12 E		Russell TAYLOR		Suzuki GSXR 750 -		
IDEAL LAP TIME : 2:07.204		BEST LAP TIME : 2:07.204		DIFFERENCE : 0.000		
LAP	SECTOR 1	SECTOR 2	LAP TIME	MPH	DIFF	TIME OF DAY
1 -		42.805	2:15.957	78.61	8.753	16:24:45.185
2 -	1:25.897	43.273	2:09.170 (3)	82.74	1.966	16:26:54.355
3 -	1:25.822	43.440	2:09.262	82.68	2.058	16:29:03.617
4 -	<b>1:24.930</b>	<b>42.274</b>	<b>2:07.204 (1)</b>	<b>84.02</b>		<b>16:31:10.821</b>
5 -	1:25.269	42.974	2:08.243 (2)	83.34	1.039	16:33:19.064

Weather / Track : Cloudy / Dry

Snetterton 300  
Circuit Length = 2.9689 miles  
Start: 16:22 Flag 16:32 End: 16:34

# BMCRC - MRO Championships 2021 - Rnd 2 @ Snetterton 300

## Thunderbike Extreme & Ultra

### RACE 12 - SECTOR ANALYSIS



SECTOR 1 = FL to I1, SECTOR 2 = I1 to FL, DIFF = Difference To Personal Best Lap, P = Crossed Finish Line in Pit Lane, D = Time Disallowed

P19 138 E James REVELEY		Yamaha R6 - PCN Racing				
IDEAL LAP TIME : 2:06.660		BEST LAP TIME : 2:06.660		DIFFERENCE : 0.000		
LAP	SECTOR 1	SECTOR 2	LAP TIME	MPH	DIFF	TIME OF DAY
1 -		43.346	2:16.294	78.41	9.634	16:24:45.522
2 -	1:25.868	43.193	2:09.061 (3)	82.81	2.401	16:26:54.583
3 -	1:26.724	43.037	2:09.761	82.36	3.101	16:29:04.344
4 -	1:25.926	42.765	2:08.691 (2)	83.05	2.031	16:31:13.035
5 -	<b>1:24.016</b>	<b>42.644</b>	<b>2:06.660 (1)</b>	<b>84.38</b>		<b>16:33:19.695</b>

P20 117 E Raymond STAGG		Suzuki K2 750 -				
IDEAL LAP TIME : 2:06.844		BEST LAP TIME : 2:07.950		DIFFERENCE : 1.106		
LAP	SECTOR 1	SECTOR 2	LAP TIME	MPH	DIFF	TIME OF DAY
1 -		43.363	2:17.214	77.89	9.264	16:24:46.442
2 -	1:25.680	<b>42.669</b>	2:08.349 (2)	83.27	0.399	16:26:54.791
3 -	1:25.508	43.217	2:08.725 (3)	83.03	0.775	16:29:03.516
4 -	1:25.329	43.617	2:08.946	82.88	0.996	16:31:12.462
5 -	<b>1:24.175</b>	43.775	<b>2:07.950 (1)</b>	<b>83.53</b>		<b>16:33:20.412</b>

P21 129 E Derek CRIPPS		Yamaha R1 - Kelly Cripps - Team FBR				
IDEAL LAP TIME : 2:07.168		BEST LAP TIME : 2:07.202		DIFFERENCE : 0.034		
LAP	SECTOR 1	SECTOR 2	LAP TIME	MPH	DIFF	TIME OF DAY
1 -		43.318	2:18.274	77.29	11.072	16:24:47.502
2 -	1:25.937	43.600	2:09.537	82.50	2.335	16:26:57.039
3 -	1:25.627	43.831	2:09.458 (3)	82.56	2.256	16:29:06.497
4 -	<b>1:24.495</b>	42.707	<b>2:07.202 (1)</b>	<b>84.02</b>		<b>16:31:13.699</b>
5 -	1:24.655	<b>42.673</b>	2:07.328 (2)	83.94	0.126	16:33:21.027

P22 44 E Denzil DAVIES		Suzuki GSXR 750 - Advance Mouldings Ltd				
IDEAL LAP TIME : 2:07.023		BEST LAP TIME : 2:07.790		DIFFERENCE : 0.767		
LAP	SECTOR 1	SECTOR 2	LAP TIME	MPH	DIFF	TIME OF DAY
1 -		43.290	2:19.227	76.76	11.437	16:24:48.455
2 -	1:24.958	43.299	2:08.257 (3)	83.33	0.467	16:26:56.712
3 -	1:25.054	43.088	2:08.142 (2)	83.40	0.352	16:29:04.854
4 -	1:24.781	<b>43.009</b>	<b>2:07.790 (1)</b>	<b>83.63</b>		<b>16:31:12.644</b>
5 -	<b>1:24.014</b>	44.401	2:08.415	83.23	0.625	16:33:21.059

P23 51 E Michael HOGARTH		Honda SP1 - WHR Racing				
IDEAL LAP TIME : 2:08.338		BEST LAP TIME : 2:08.338		DIFFERENCE : 0.000		
LAP	SECTOR 1	SECTOR 2	LAP TIME	MPH	DIFF	TIME OF DAY
1 -		43.302	2:19.481	76.62	11.143	16:24:48.709
2 -	1:26.267	43.367	2:09.634	82.44	1.296	16:26:58.343
3 -	1:26.168	42.675	2:08.843 (3)	82.95	0.505	16:29:07.186
4 -	1:25.834	42.827	2:08.661 (2)	83.07	0.323	16:31:15.847
5 -	<b>1:25.684</b>	<b>42.654</b>	<b>2:08.338 (1)</b>	<b>83.28</b>		<b>16:33:24.185</b>

P24 6 E Andrew FIRTH		Yamaha YZF-R1 - LTRmotorcycles.co.uk / Palmer Race Skool /				
IDEAL LAP TIME : 2:11.144		BEST LAP TIME : 2:11.690		DIFFERENCE : 0.546		
LAP	SECTOR 1	SECTOR 2	LAP TIME	MPH	DIFF	TIME OF DAY
1 -		44.772	2:22.939	74.77	11.249	16:24:52.167
2 -	1:29.850	45.121	2:14.971	79.18	3.281	16:27:07.138
3 -	1:28.688	43.918	2:12.606 (3)	80.60	0.916	16:29:19.744
4 -	<b>1:27.303</b>	44.502	2:11.805 (2)	81.09	0.115	16:31:31.549
5 -	1:27.849	<b>43.841</b>	<b>2:11.690 (1)</b>	<b>81.16</b>		<b>16:33:43.239</b>

Weather / Track : Cloudy / Dry

Snetterton 300  
Circuit Length = 2.9689 miles  
Start: 16:22 Flag 16:32 End: 16:34

# BMCRC - MRO Championships 2021 - Rnd 2 @ Snetterton 300

## Thunderbike Extreme & Ultra

### RACE 12 - SECTOR ANALYSIS



SECTOR 1 = FL to I1, SECTOR 2 = I1 to FL, DIFF = Difference To Personal Best Lap, P = Crossed Finish Line in Pit Lane, D = Time Disallowed

LAP	SECTOR 1	SECTOR 2	LAP TIME	MPH	DIFF	TIME OF DAY
<b>P25 55 E Nick HODGINS</b> Suzuki GSXR 750 - Dad, Claire, Super Sam, ASR, Caz						
IDEAL LAP TIME : 2:11.273		BEST LAP TIME : 2:11.839		DIFFERENCE : 0.566		
1 -		45.812	2:25.329	73.54	13.490	16:24:54.557
2 -	1:27.408	44.431	<b>2:11.839 (1)</b>	<b>81.06</b>		<b>16:27:06.396</b>
3 -	1:27.621	45.003	2:12.624	80.58	0.785	16:29:19.020
4 -	<b>1:27.307</b>	44.705	2:12.012 (2)	80.96	0.173	16:31:31.032
5 -	1:28.591	<b>43.966</b>	2:12.557 (3)	80.63	0.718	16:33:43.589
<b>P26 21 U Danny BRENNAN</b> Yamaha R1 - Greenplantuk						
IDEAL LAP TIME : 2:12.773		BEST LAP TIME : 2:13.364		DIFFERENCE : 0.591		
1 -		46.244	2:25.524	73.44	12.160	16:24:54.752
2 -	1:29.083	45.005	2:14.088 (3)	79.70	0.724	16:27:08.840
3 -	<b>1:28.106</b>	45.258	<b>2:13.364 (1)</b>	<b>80.14</b>		<b>16:29:22.204</b>
4 -	1:29.647	45.521	2:15.168	79.07	1.804	16:31:37.372
5 -	1:29.020	<b>44.667</b>	2:13.687 (2)	79.94	0.323	16:33:51.059
<b>P27 223 E Matthew MAY</b> Honda CBR600FY - Late Breakers						
IDEAL LAP TIME : 2:12.750		BEST LAP TIME : 2:13.053		DIFFERENCE : 0.303		
1 -		<b>44.499</b>	2:24.033	74.20	10.980	16:24:53.261
2 -	1:28.803	45.804	2:14.607 (3)	79.40	1.554	16:27:07.868
3 -	<b>1:28.251</b>	44.802	<b>2:13.053 (1)</b>	<b>80.32</b>		<b>16:29:20.921</b>
4 -	1:28.582	45.580	2:14.162 (2)	79.66	1.109	16:31:35.083
5 -	1:30.004	46.154	2:16.158	78.49	3.105	16:33:51.241
<b>P28 23 U Justin ROSE</b> Yamaha R1 -						
IDEAL LAP TIME : 2:12.454		BEST LAP TIME : 2:12.628		DIFFERENCE : 0.174		
1 -		45.700	2:26.135	73.13	13.507	16:24:55.363
2 -	1:31.267	45.810	2:17.077	77.97	4.449	16:27:12.440
3 -	1:30.526	44.620	2:15.146 (3)	79.08	2.518	16:29:27.586
4 -	<b>1:28.498</b>	44.130	<b>2:12.628 (1)</b>	<b>80.58</b>		<b>16:31:40.214</b>
5 -	1:28.789	<b>43.956</b>	2:12.745 (2)	80.51	0.117	16:33:52.959
<b>P29 35 E Stephen HARVEY</b> Yamaha YZF R1 -						
IDEAL LAP TIME : 2:13.059		BEST LAP TIME : 2:13.287		DIFFERENCE : 0.228		
1 -		46.121	2:27.838	72.29	14.551	16:24:57.066
2 -	1:30.894	45.537	2:16.431	78.34	3.144	16:27:13.497
3 -	1:30.464	45.337	2:15.801 (3)	78.70	2.514	16:29:29.298
4 -	1:28.918	<b>44.844</b>	2:13.762 (2)	79.90	0.475	16:31:43.060
5 -	<b>1:28.215</b>	45.072	<b>2:13.287 (1)</b>	<b>80.18</b>		<b>16:33:56.347</b>
<b>P30 46 E Adrian DRAPER</b> Suzuki GSXR 750 - droopy racing uk						
IDEAL LAP TIME : 2:14.999		BEST LAP TIME : 2:14.999		DIFFERENCE : 0.000		
1 -		45.730	2:27.372	72.52	12.373	16:24:56.600
2 -	1:31.522	46.066	2:17.588	77.68	2.589	16:27:14.188
3 -	1:31.029	45.059	2:16.088 (2)	78.53	1.089	16:29:30.276
4 -	<b>1:29.994</b>	<b>45.005</b>	<b>2:14.999 (1)</b>	<b>79.17</b>		<b>16:31:45.275</b>
5 -	1:30.417	45.764	2:16.181 (3)	78.48	1.182	16:34:01.456

Weather / Track : Cloudy / Dry

Snetterton 300  
 Circuit Length = 2.9689 miles  
 Start: 16:22 Flag 16:32 End: 16:34

# BMCRC - MRO Championships 2021 - Rnd 2 @ Snetterton 300

## Thunderbike Extreme & Ultra

### RACE 12 - SECTOR ANALYSIS



SECTOR 1 = FL to I1, SECTOR 2 = I1 to FL, DIFF = Difference To Personal Best Lap, P = Crossed Finish Line in Pit Lane, D = Time Disallowed

<b>P31 28 E</b>		<b>David SPENCER</b>		Suzuki GSXR 600 -		
IDEAL LAP TIME : 2:18.116		BEST LAP TIME : 2:18.116		DIFFERENCE : 0.000		
LAP	SECTOR 1	SECTOR 2	LAP TIME	MPH	DIFF	TIME OF DAY
1 -		46.243	2:30.354	71.08	12.238	16:24:59.582
<b>2 -</b>	<b>1:32.727</b>	<b>45.389</b>	<b>2:18.116 (1)</b>	<b>77.38</b>		<b>16:27:17.698</b>
3 -	1:35.332	46.427	2:21.759	75.39	3.643	16:29:39.457
4 -	1:34.023	46.188	2:20.211 (3)	76.22	2.095	16:31:59.668
5 -	1:32.851	46.362	2:19.213 (2)	76.77	1.097	16:34:18.881

<b>P32 20 U</b>		<b>Connor SWYER</b>		Suzuki GSXR 1000 K6 - WSC Performace & Owkay clothing		
IDEAL LAP TIME : 2:17.829		BEST LAP TIME : 2:17.969		DIFFERENCE : 0.140		
LAP	SECTOR 1	SECTOR 2	LAP TIME	MPH	DIFF	TIME OF DAY
1 -		47.405	2:30.982	70.79	13.013	16:25:00.210
2 -	1:34.059	47.028	2:21.087 (3)	75.75	3.118	16:27:21.297
3 -	1:34.641	46.931	2:21.572	75.49	3.603	16:29:42.869
<b>4 -</b>	<b>1:32.175</b>	<b>45.794</b>	<b>2:17.969 (1)</b>	<b>77.46</b>		<b>16:32:00.838</b>
5 -	<b>1:32.035</b>	46.180	2:18.215 (2)	77.32	0.246	16:34:19.053

<b>P33 24 E</b>		<b>Mark REYNOLDS</b>		Aprilia MILLE -		
IDEAL LAP TIME : 2:16.678		BEST LAP TIME : 2:17.050		DIFFERENCE : 0.372		
LAP	SECTOR 1	SECTOR 2	LAP TIME	MPH	DIFF	TIME OF DAY
1 -		46.186	2:28.392	72.02	11.342	16:24:57.620
<b>2 -</b>	<b>1:30.651</b>	46.399	<b>2:17.050 (1)</b>	<b>77.98</b>		<b>16:27:14.670</b>
3 -	1:39.357	46.881	2:26.238	73.08	9.188	16:29:40.908
4 -	1:33.038	46.331	2:19.369 (2)	76.68	2.319	16:32:00.277
5 -	1:33.471	<b>46.027</b>	2:19.498 (3)	76.61	2.448	16:34:19.775

<b>P34 254 E</b>		<b>Rick WINDAS</b>		Ducati 998 - Army Medical Services		
IDEAL LAP TIME : 2:18.692		BEST LAP TIME : 2:18.692		DIFFERENCE : 0.000		
LAP	SECTOR 1	SECTOR 2	LAP TIME	MPH	DIFF	TIME OF DAY
1 -		47.193	2:31.574	70.51	12.882	16:25:00.802
2 -	1:34.110	47.351	2:21.461 (3)	75.55	2.769	16:27:22.263
3 -	1:34.389	46.864	2:21.253 (2)	75.66	2.561	16:29:43.516
<b>4 -</b>	<b>1:32.237</b>	<b>46.455</b>	<b>2:18.692 (1)</b>	<b>77.06</b>		<b>16:32:02.208</b>
5 -	1:35.036	48.347	2:23.383	74.54	4.691	16:34:25.591

<b>P35 75 E</b>		<b>Stewart MAY</b>		Honda CBR600F3 - Moths in the wallet		
IDEAL LAP TIME : 2:16.463		BEST LAP TIME : 2:18.712		DIFFERENCE : 2.249		
LAP	SECTOR 1	SECTOR 2	LAP TIME	MPH	DIFF	TIME OF DAY
1 -		<b>43.367</b>	2:20.271 (2)	76.19	1.559	16:24:49.499
<b>2 -</b>	<b>1:33.096</b>	45.616	<b>2:18.712 (1)</b>	<b>77.05</b>		<b>16:27:08.211</b>

# BMCRC - MRO Championships 2021 - Rnd 2 @ Snetterton 300

## Thunderbike Extreme & Ultra

### RACE 12 - BEST SECTORS

SECTOR 1				SECTOR 2				IDEAL / BEST COMPARISON				
POS	NO	NAME	TIME	NO	NAME	TIME	POS	NO	NAME	IDEAL	BEST	DIFF
									<b>PERFECT LAP</b>	<b>1:58.511</b>		
1	43	PALMER	1:19.062	43	PALMER	39.449	1	43	PALMER	1:58.511	1:58.845	0.334
2	11	HARVEY	1:19.633	11	HARVEY	40.048	2	11	HARVEY	1:59.681	1:59.681	0.000
3	29	DINSMORE	1:20.416	5	KILLWORTH	40.082	3	5	KILLWORTH	2:00.921	2:01.107	0.186
4	5	KILLWORTH	1:20.839	29	DINSMORE	40.631	4	29	DINSMORE	2:01.047	2:01.047	0.000
5	258	FRIEND	1:21.596	82	HINNELLS	40.674	5	82	HINNELLS	2:02.532	2:02.544	0.012
6	82	HINNELLS	1:21.858	102	FEARN	40.736	6	258	FRIEND	2:02.691	2:02.740	0.049
7	17	KILLWORTH	1:22.043	41	ABRAHAM	41.018	7	17	KILLWORTH	2:03.430	2:03.618	0.188
8	421	TINSLEY	1:22.111	258	FRIEND	41.095	8	102	FEARN	2:03.457	2:03.457	0.000
9	102	FEARN	1:22.721	60	McCARTER	41.215	9	421	TINSLEY	2:03.476	2:03.596	0.120
10	90	WATSON	1:22.782	90	WATSON	41.305	10	41	ABRAHAM	2:03.848	2:04.036	0.188
11	41	ABRAHAM	1:22.830	421	TINSLEY	41.365	11	90	WATSON	2:04.087	2:04.301	0.214
12	60	McCARTER	1:23.054	77	MAY	41.385	12	60	McCARTER	2:04.269	2:04.269	0.000
13	77	MAY	1:23.468	17	KILLWORTH	41.387	13	77	MAY	2:04.853	2:05.062	0.209
14	80	YATES	1:23.592	78	THOMAS	41.553	14	78	THOMAS	2:05.251	2:05.431	0.180
15	78	THOMAS	1:23.698	80	YATES	41.733	15	80	YATES	2:05.325	2:05.325	0.000
16	44	DAVIES	1:24.014	165	BUTT	42.072	16	138	REVELEY	2:06.660	2:06.660	0.000
17	138	REVELEY	1:24.016	12	TAYLOR	42.274	17	117	STAGG	2:06.844	2:07.950	1.106
18	117	STAGG	1:24.175	138	REVELEY	42.644	18	44	DAVIES	2:07.023	2:07.790	0.767
19	129	CRIPPS	1:24.495	51	HOGARTH	42.654	19	165	BUTT	2:07.026	2:07.026	0.000
20	12	TAYLOR	1:24.930	117	STAGG	42.669	20	129	CRIPPS	2:07.168	2:07.202	0.034
21	165	BUTT	1:24.954	129	CRIPPS	42.673	21	12	TAYLOR	2:07.204	2:07.204	0.000
22	51	HOGARTH	1:25.684	44	DAVIES	43.009	22	51	HOGARTH	2:08.338	2:08.338	0.000
23	6	FIRTH	1:27.303	75	MAY	43.367	23	6	FIRTH	2:11.144	2:11.690	0.546
24	55	HODGINS	1:27.307	6	FIRTH	43.841	24	55	HODGINS	2:11.273	2:11.839	0.566
25	21	BRENNAN	1:28.106	23	ROSE	43.956	25	23	ROSE	2:12.454	2:12.628	0.174
26	35	HARVEY	1:28.215	55	HODGINS	43.966	26	223	MAY	2:12.750	2:13.053	0.303
27	223	MAY	1:28.251	223	MAY	44.499	27	21	BRENNAN	2:12.773	2:13.364	0.591
28	23	ROSE	1:28.498	21	BRENNAN	44.667	28	35	HARVEY	2:13.059	2:13.287	0.228
29	46	DRAPER	1:29.994	35	HARVEY	44.844	29	46	DRAPER	2:14.999	2:14.999	0.000
30	24	REYNOLDS	1:30.651	46	DRAPER	45.005	30	75	MAY	2:16.463	2:18.712	2.249
31	20	SWYER	1:32.035	28	SPENCER	45.389	31	24	REYNOLDS	2:16.678	2:17.050	0.372
32	254	WINDAS	1:32.237	20	SWYER	45.794	32	20	SWYER	2:17.829	2:17.969	0.140
33	28	SPENCER	1:32.727	24	REYNOLDS	46.027	33	28	SPENCER	2:18.116	2:18.116	0.000
34	75	MAY	1:33.096	254	WINDAS	46.455	34	254	WINDAS	2:18.692	2:18.692	0.000
35							35	961	SIM		2:03.744	

Weather / Track : Cloudy / Dry

Snetterton 300

Circuit Length = 2.9689 miles

Start: 16:22 Flag 16:32 End: 16:34

Results can be found at [www.tsl-timing.com](http://www.tsl-timing.com)

Printed - 16:34 Saturday, 29 May 2021

# BMCRC - MRO Championships 2021 - Rnd 2 @ Snetterton 300

## Thunderbike Extreme & Ultra

### RACE 12 - STATISTICS

**Competitors Started** 35  
**Planned Start** 2021-05-29 @ 15:40:00.000  
**Actual Start** 2021-05-29 @ 16:22:29.228  
**Finish Time** 2021-05-29 @ 16:32:34.871  
**Track Length** 2.9689mi.  
**Total Laps** 172  
**Total Distance Covered** 510.6527mi.

#### Session Fastest Lap History

NO	CL	NAME	LAP TIME	TIME OF DAY	LAP	VEHICLE
11	U	Josh HARVEY	<b>2:04.809</b>	16:24:34.053	1	Yamaha R1
11	U	Josh HARVEY	<b>2:01.014</b>	16:26:35.066	2	Yamaha R1
43	U	Steve PALMER	<b>2:00.993</b>	16:26:36.691	2	Suzuki GSXR1000 K6
11	U	Josh HARVEY	<b>2:00.085</b>	16:28:35.151	3	Yamaha R1
43	U	Steve PALMER	<b>1:59.895</b>	16:28:36.587	3	Suzuki GSXR1000 K6
43	U	Steve PALMER	<b>1:59.721</b>	16:30:36.307	4	Suzuki GSXR1000 K6
11	U	Josh HARVEY	<b>1:59.681</b>	16:32:34.887	5	Yamaha R1
43	U	Steve PALMER	<b>1:58.845</b>	16:32:35.152	5	Suzuki GSXR1000 K6

#### Session Leader History

NO	CL	NAME	FROM LAP	LAPS LED	DISTANCE	VEHICLE
11	U	Josh HARVEY	1	5	14.84 miles	Yamaha R1

#### Flag History

TYPE	TIME OF DAY
GREEN	16:22:29.228
FINISH	16:32:34.871

#### Flag Statistics

TYPE	COUNT	TOTAL LAPS	TOTAL TIME
Green	1	5	12:01.548
Red	0	0	0.000
Safety Car	0	0	0.000
FCY	0	0	0.000

Weather / Track : Cloudy / Dry

# BMCRC - MRO Championships 2021 - Rnd 2 @ Snetterton 300

## Thunderbike Extreme & Ultra

### RACE 12 - STATISTICS

CLASS : E

17 Starters

#### Fastest Lap History

NO	NAME	LAP TIME	TIME OF DAY	LAP	VEHICLE
961	Jack SIM	2:11.051	16:24:40.279	1	Yamaha R6
961	Jack SIM	2:05.195	16:26:45.474	2	Yamaha R6
77	David MAY	2:05.062	16:28:54.245	3	Suzuki GSXR 750 K1
961	Jack SIM	2:03.744	16:33:00.901	5	Yamaha R6

#### Leader History

NO	NAME	FROM LAP	LAPS LED	DISTANCE	VEHICLE
961	Jack SIM	1	5	14.84 miles	Yamaha R6



# BMCRC - MRO Championships 2021 - Rnd 2 @ Snetterton 300

## Thunderbike Extreme & Ultra

### RACE 12 - STATISTICS

CLASS : U

18 Starters

#### Fastest Lap History

NO	NAME	LAP TIME	TIME OF DAY	LAP	VEHICLE
11	Josh HARVEY	<b>2:04.809</b>	16:24:34.053	1	Yamaha R1
11	Josh HARVEY	<b>2:01.014</b>	16:26:35.066	2	Yamaha R1
43	Steve PALMER	<b>2:00.993</b>	16:26:36.691	2	Suzuki GSXR1000 K6
11	Josh HARVEY	<b>2:00.085</b>	16:28:35.151	3	Yamaha R1
43	Steve PALMER	<b>1:59.895</b>	16:28:36.587	3	Suzuki GSXR1000 K6
43	Steve PALMER	<b>1:59.721</b>	16:30:36.307	4	Suzuki GSXR1000 K6
11	Josh HARVEY	<b>1:59.681</b>	16:32:34.887	5	Yamaha R1
43	Steve PALMER	<b>1:58.845</b>	16:32:35.152	5	Suzuki GSXR1000 K6

#### Leader History

NO	NAME	FROM LAP	LAPS LED	DISTANCE	VEHICLE
11	Josh HARVEY	1	5	14.84 miles	Yamaha R1

# BMCRC - MRO Championships 2021 - Rnd 2 @ Snetterton 300



## Thunderbike Extreme & Ultra

### RACE 2 - GRID (7 Laps)



ROW 13	39		38	666 Tomasz GNIZDUR	37	18 Stuart ALBON
ROW 12	36	37 Ricky WOODS	35	2:18.712 75 Stewart MAY	34	2:18.692 254 Rick WINDAS
ROW 11	33	2:18.116 28 David SPENCER	32	2:17.969 20 Connor SWYER	31	2:17.050 24 Mark REYNOLDS
ROW 10	30	2:14.999 46 Adrian DRAPER	29	2:13.364 21 Danny BRENNAN	28	2:13.287 35 Stephen HARVEY
ROW 9	27	2:13.053 223 Matthew MAY	26	2:12.628 23 Justin ROSE	25	2:11.839 55 Nick HODGINS
ROW 8	24	2:11.690 6 Andrew FIRTH	23	2:08.338 51 Michael HOGARTH	22	2:07.950 117 Raymond STAGG
ROW 7	21	2:07.790 44 Denzil DAVIES	20	2:07.204 12 Russell TAYLOR	19	2:07.202 129 Derek CRIPPS
ROW 6	18	2:07.026 165 Richard BUTT	17	2:06.660 138 James REVELEY	16	2:05.431 78 Jamie THOMAS
ROW 5	15	2:05.325 80 Mike YATES	14	2:05.062 77 David MAY	13	2:04.301 90 Edward WATSON
ROW 4	12	2:04.269 60 Liam McCARTER	11	2:04.036 41 David ABRAHAM	10	2:03.744 961 Jack SIM
ROW 3	9	2:03.618 17 Jordan KILLWORTH	8	2:03.596 421 Daniel TINSLEY	7	2:03.457 102 James FEARN
ROW 2	6	2:02.740 258 Ande FRIEND	5	2:02.544 82 Matt HINNELLS	4	2:01.107 5 Stacey KILLWORTH
ROW 1	3	2:01.047 29 Cecil DINSMORE	2	1:59.681 11 Josh HARVEY	1	1:58.845 43 Steve PALMER

**Pole**

Snetterton 300

Circuit Length = 2.9689 miles

These results are provisional until the conclusion of any judicial and technical matters.

Clerk Of Course :	Stewards :	Timekeeper : Craig Smith
-------------------	------------	--------------------------

Results can be found at [www.tsl-timing.com](http://www.tsl-timing.com)

Printed - 16:36 Saturday, 29 May 2021



# BMCRC - MRO Championships 2021 - Rnd 2 @ Snetterton 300

## Thunderbike Extreme & Ultra RACE 2 - CLASSIFICATION



POS	NO	CL	PIC NAME	ENTRY	LAPS	TIME	GAP	DIFF	MPH	BEST	ON
1	11	U	1 Josh HARVEY	Yamaha R1 - NR Racing	7	13:58.912			89.18	1:57.930	2
2	43	U	2 Steve PALMER	Suzuki GSXR1000 K6 - K6/Mk1 Transit racing	7	14:13.643	14.731	14.731	87.64	1:59.223	2
3	29	U	3 Cecil DINSMORE	Suzuki GSXR 1000 - KnC Motorsport	7	14:19.710	20.798	6.067	87.02	2:00.722	7
4	5	U	4 Stacey KILLWORTH	Suzuki GSXR 1000 - Greenplant/Everns	7	14:20.905	21.993	1.195	86.90	2:01.087	7
5	258	U	5 Ande FRIEND	Kawasaki ZX10R - Flying colours Motorcycle Training	7	14:21.804	22.892	0.899	86.81	2:01.327	6
6	17	U	6 Jordan KILLWORTH	Kawasaki ZX-10R -	7	14:28.068	29.156	6.264	86.18	2:01.526	7
7	82	U	7 Matt HINNELLS	Yamaha R1 - BD Racing	7	14:30.471	31.559	2.403	85.94	2:02.667	3
8	102	U	8 James FEARN	Suzuki GSXR1000 - Jwf tiling, palmer race skool, th	7	14:32.346	33.434	1.875	85.76	2:01.351	6
9	41	U	9 David ABRAHAM	Yamaha R1 - Cambridge Motorcycles	7	14:33.746	34.834	1.400	85.62	2:02.635	6
10	60	U	10 Liam McCARTER	Yamaha R1 -	7	14:42.146	43.234	8.400	84.81	2:03.273	4
11	90	U	11 Edward WATSON	Suzuki GSXR 1000 - TEA Time Racing	7	14:46.900	47.988	4.754	84.35	2:04.312	5
12	138	E	1 James REVELEY	Yamaha R6 - PCN Racing	7	14:48.166	49.254	1.266	84.23	2:03.857	7
13	961	E	2 Jack SIM	Yamaha R6 - Platform Lift Engineers Ltd	7	14:48.957	50.045	0.791	84.16	2:04.977	7
14	44	E	3 Denzil DAVIES	Suzuki GSXR 750 - Advance Mouldings Ltd	7	14:53.664	54.752	4.707	83.71	2:04.497	7
15	77	E	4 David MAY	Suzuki GSXR 750 K1 - ELP Racing	7	14:54.463	55.551	0.799	83.64	2:04.691	7
16	12	E	5 Russell TAYLOR	Suzuki GSXR 750 -	7	14:57.217	58.305	2.754	83.38	2:05.441	5
17	129	E	6 Derek CRIPPS	Yamaha R1 - Kelly Cripps - Team FBR	7	15:11.670	1:12.758	14.453	82.06	2:07.133	4
18	23	U	12 Justin ROSE	Yamaha R1 -	7	15:25.445	1:26.533	13.775	80.84	2:08.997	6
19	55	E	7 Nick HODGINS	Suzuki GSXR 750 - Dad, Claire, Super Sam, ASR, C	7	15:26.610	1:27.698	1.165	80.74	2:08.881	7
20	6	E	8 Andrew FIRTH	Yamaha YZF-R1 - LTRmotorcycles.co.uk / Palmer F	7	15:36.009	1:37.097	9.399	79.93	2:10.962	7
21	20	U	13 Connor SWYER	Suzuki GSXR 1000 K6 - WSC Performance & Owkay	7	15:38.862	1:39.950	2.853	79.68	2:10.543	5
22	75	E	9 Stewart MAY	Honda CBR600F3 - Moths in the wallet	7	15:43.365	1:44.453	4.503	79.30	2:11.526	7
23	21	U	14 Danny BRENNAN	Yamaha R1 - Greenplantuk	7	15:53.737	1:54.825	10.372	78.44	2:13.032	5
24	223	E	10 Matthew MAY	Honda CBR600FY - Late Breakers	7	15:54.064	1:55.152	0.327	78.41	2:13.443	6
25	24	E	11 Mark REYNOLDS	Aprilia MILLE -	7	15:54.140	1:55.228	0.076	78.41	2:12.472	6
26	46	E	12 Adrian DRAPER	Suzuki GSXR 750 - droopy racing uk	7	15:55.189	1:56.277	1.049	78.32	2:13.874	7
27	28	E	13 David SPENCER	Suzuki GSXR 600 -	7	16:08.870	2:09.958	13.681	77.22	2:15.655	5
28	35*	E	14 Stephen HARVEY	Yamaha YZF R1 -	7	16:15.481	2:16.569	6.611	76.69	2:14.589	6
29	18	E	15 Stuart ALBON	Honda 954 Fireblade - Winter Sun Skydiving	6	15:36.230	1 Lap	1 Lap	68.49	2:30.023	6

### NOT CLASSIFIED

DNF	421	U	Daniel TINSLEY	Yamaha R1 -	5	10:26.671	2 Laps	1 Lap	85.27	2:02.665	2
DNF	117	E	Raymond STAGG	Suzuki K2 750 -	5	10:49.571	2 Laps	22.900	82.27	2:07.263	4
DNF	80	U	Mike YATES	Ducati 1198 - R-EM Tyre Covers	3	6:22.960	4 Laps	2 Laps	83.72	2:04.217	2
DNF	78	U	Jamie THOMAS	Suzuki GSXR 1000 - Team RubyRacing	3	6:24.999	4 Laps	2.039	83.28	2:04.985	2
DNF	37	E	Ricky WOODS	Suzuki GSXR 600 - KTS Vehicle Repairs	2	4:50.618	5 Laps	1 Lap	73.55	2:20.518	2

### FASTEST LAP

11	U	Josh HARVEY	Yamaha R1 - NR Racing	2	1:57.930	90.63 mph	145.85 kph
138	E	James REVELEY	Yamaha R6 - PCN Racing	7	2:03.857	86.29 mph	138.87 kph

\* Bike 35 - 10 second penalty - jump start  
Class U - 92.5% of Race Speed = 82.49 mph  
Class E - 92.5% of Race Speed = 77.91 mph

Weather / Track : Sunny / Dry

These results are provisional until the conclusion of any judicial and technical matters.

Snetterton 300: 2.9689 miles  
Race Distance: 7 Laps / 20.78 miles  
Start: 09:59 Flag 10:13 End: 10:16

Clerk Of Course :	Stewards :	Timekeeper : Craig Smith
-------------------	------------	--------------------------

Results can be found at [www.tsl-timing.com](http://www.tsl-timing.com)

Printed - 10:16 Sunday, 30 May 2021



# BMCRC - MRO Championships 2021 - Rnd 2 @ Snetterton 300

## Thunderbike Extreme & Ultra

### RACE 2 - LAP CHART

#### LAP 1 @ 10:02:01.810

NO	BEHIND	LAP TIME
11		2:05.230
43	1.120	2:06.350
29	2.954	2:08.184
258	3.726	2:08.956
5	3.794	2:09.024
82	4.803	2:10.033
421	5.951	2:11.181
102	7.071	2:12.301
41	7.762	2:12.992
17	7.788	2:13.018
78	8.468	2:13.698
80	9.265	2:14.495
961	9.473	2:14.703
60	10.211	2:15.441
138	10.454	2:15.684
90	10.569	2:15.799
12	11.552	2:16.782
117	12.297	2:17.527
77	12.718	2:17.948
44	12.918	2:18.148
129	13.354	2:18.584
6	16.529	2:21.759
23	16.692	2:21.922
223	19.073	2:24.303
46	19.283	2:24.513
55	19.752	2:24.982
20	19.878	2:25.108
35	21.437	2:26.667
75	21.589	2:26.819
21	21.937	2:27.167
28	22.161	2:27.391
24	22.776	2:28.006
37	24.870	2:30.100
18	45.771	2:51.001

#### LAP 2 @ 10:03:59.740

NO	BEHIND	LAP TIME
11		1:57.930
43	2.413	1:59.223
258	7.617	2:01.821
29	8.550	2:03.526
5	8.871	2:03.007
82	9.598	2:02.725
421	10.686	2:02.665
102	13.310	2:04.169
17	13.332	2:03.474
41	14.115	2:04.283
78	15.523	2:04.985
80	15.552	2:04.217
961	16.870	2:05.327
60	17.223	2:04.942
90	18.289	2:05.650
138	18.932	2:06.408
12	21.520	2:07.898
117	22.248	2:07.881
77	22.302	2:07.514
44	22.935	2:07.947
129	23.269	2:07.845
6	31.239	2:12.640
23	31.611	2:12.849
55	36.066	2:14.244
223	36.166	2:15.023

#### LAP 3 @ 10:05:58.535

NO	BEHIND	LAP TIME
20	37.130	2:15.182
75	37.683	2:14.024
46	38.081	2:16.728
21	39.499	2:15.492
35	41.052	2:17.545
28	41.101	2:16.870
24	41.221	2:16.375
37	47.458	2:20.518
18	1:26.038	2:38.197
11		1:58.795
43	3.838	2:00.220
29	12.030	2:02.275
258	12.590	2:03.768
5	12.646	2:02.570
82	13.470	2:02.667
421	15.653	2:03.762
17	16.621	2:02.084
102	17.797	2:03.282
41	18.328	2:03.008
80	21.005	2:04.248
78	23.044	2:06.316
60	23.606	2:05.178
961	23.611	2:05.536
90	24.125	2:04.631
138	25.461	2:05.324
12	30.571	2:07.846
77	30.632	2:07.125
44	31.113	2:06.973
117	31.746	2:08.293
129	32.397	2:07.923
6	45.382	2:12.938
23	45.399	2:12.583
55	48.029	2:10.758
223	51.013	2:13.642
20	52.021	2:13.686
75	52.846	2:13.958
46	54.903	2:15.617
21	55.074	2:14.370
28	59.302	2:16.996
24	59.509	2:17.083
35	1:00.213	2:17.956

#### LAP 4 @ 10:07:57.619

NO	BEHIND	LAP TIME
11		1:59.084
18	1 Lap	2:34.380
43	5.364	2:00.610
29	14.745	2:01.799
258	15.190	2:01.684
5	15.438	2:01.876
82	17.497	2:03.111
17	20.422	2:02.885
421	20.462	2:03.893
41	22.281	2:03.037
102	25.570	2:06.857
60	27.795	2:03.273
90	31.070	2:06.029
961	31.608	2:07.081
138	32.279	2:05.902
77	37.241	2:05.693
44	37.409	2:05.380

#### LAP 5 @ 10:09:56.591

NO	BEHIND	LAP TIME
12	37.913	2:06.426
117	39.925	2:07.263
129	40.446	2:07.133
23	56.519	2:10.204
55	58.433	2:09.488
6	59.540	2:13.242
20	1:05.069	2:12.132
223	1:07.180	2:15.251
75	1:07.294	2:13.532
46	1:10.012	2:14.193
21	1:10.583	2:14.593
24	1:15.076	2:14.651
28	1:17.218	2:17.000
35	1:17.874	2:16.745
11		1:58.972
43	8.278	2:01.886
29	17.598	2:01.825
5	17.903	2:01.437
258	18.167	2:01.949
82	22.102	2:03.577
17	24.103	2:02.653
421	26.660	2:05.170
41	27.255	2:03.946
102	29.314	2:02.716
60	33.504	2:04.681
18	1 Lap	2:31.190
90	36.410	2:04.312
961	37.797	2:05.161
138	38.036	2:04.729
44	43.759	2:05.322
77	44.121	2:05.852
12	44.382	2:05.441
117	49.560	2:08.607
129	49.976	2:08.502
23	1:07.160	2:09.613
55	1:08.529	2:09.068
6	1:12.483	2:11.915
20	1:16.640	2:10.543
75	1:20.050	2:11.728
223	1:21.930	2:13.722
21	1:24.643	2:13.032
44	1:26.707	2:15.667
24	1:28.931	2:12.827
28	1:33.901	2:15.655
35	1:34.826	2:15.924

#### LAP 6 @ 10:11:55.965

NO	BEHIND	LAP TIME
11		1:59.374
43	12.117	2:03.213
29	19.603	2:01.379
258	20.120	2:01.327
5	20.433	2:01.904
82	26.570	2:03.842
17	27.157	2:02.428
41	30.516	2:02.635
102	31.291	2:01.351
60	38.121	2:03.991
90	42.240	2:05.204
961	44.595	2:06.172
138	44.924	2:06.262

#### LAP 7 @ 10:13:55.492

NO	BEHIND	LAP TIME
44	49.782	2:05.397
77	50.387	2:05.640
12	51.112	2:06.104
129	1:03.316	2:12.714
18	1 Lap	2:31.439
23	1:16.783	2:08.997
55	1:18.344	2:09.189
6	1:25.662	2:12.553
20	1:28.565	2:11.299
75	1:32.454	2:11.778
223	1:35.999	2:13.443
21	1:40.171	2:14.902
46	1:41.930	2:14.597
24	1:42.029	2:12.472
35	1:50.041	2:14.589
28	1:52.836	2:18.309
11		1:59.527
43	14.731	2:02.141
29	20.798	2:00.722
5	21.993	2:01.087
258	22.892	2:02.299
17	29.156	2:01.526
82	31.559	2:04.516
102	33.434	2:01.670
41	34.834	2:03.845
60	43.234	2:04.640
90	47.988	2:05.275
138	49.254	2:03.857
961	50.045	2:04.977
44	54.752	2:04.497
77	55.551	2:04.691
12	58.305	2:06.720
129	1:12.758	2:08.969
23	1:26.533	2:09.277
55	1:27.698	2:08.881
6	1:37.097	2:10.962
18	1 Lap	2:30.023
20	1:39.950	2:10.912
75	1:44.453	2:11.526
21	1:54.825	2:14.181
223	1:55.152	2:18.680
24	1:55.228	2:12.726
46	1:56.277	2:13.874
35	2:06.569	2:16.055
28	2:09.958	2:16.649

Weather / Track : Sunny / Dry

Snetterton 300

Circuit Length = 2.9689 miles

Start: 09:59 Flag 10:13 End: 10:16

Results can be found at [www.tsl-timing.com](http://www.tsl-timing.com)

Printed - 10:16 Sunday, 30 May 2021

# BMCRC - MRO Championships 2021 - Rnd 2 @ Snetterton 300

## Thunderbike Extreme & Ultra

### RACE 2 - SECTOR ANALYSIS



SECTOR 1 = FL to I1, SECTOR 2 = I1 to FL, DIFF = Difference To Personal Best Lap, P = Crossed Finish Line in Pit Lane, D = Time Disallowed

P1 11 U		Josh HARVEY		Yamaha R1 - NR Racing		
IDEAL LAP TIME : 1:57.930		BEST LAP TIME : 1:57.930		DIFFERENCE : 0.000		
LAP	SECTOR 1	SECTOR 2	LAP TIME	MPH	DIFF	TIME OF DAY
1 -		39.738	2:05.230	85.34	7.300	10:02:01.810
2 -	<b>1:18.391</b>	<b>39.539</b>	<b>1:57.930 (1)</b>	<b>90.63</b>		<b>10:03:59.740</b>
3 -	1:19.007	39.788	1:58.795 (2)	89.97	0.865	10:05:58.535
4 -	1:18.500	40.584	1:59.084	89.75	1.154	10:07:57.619
5 -	1:19.232	39.740	1:58.972 (3)	89.83	1.042	10:09:56.591
6 -	1:19.407	39.967	1:59.374	89.53	1.444	10:11:55.965
7 -	1:19.292	40.235	1:59.527	89.41	1.597	10:13:55.492

P2 43 U		Steve PALMER		Suzuki GSXR1000 K6 - K6/Mk1 Transit racing		
IDEAL LAP TIME : 1:59.223		BEST LAP TIME : 1:59.223		DIFFERENCE : 0.000		
LAP	SECTOR 1	SECTOR 2	LAP TIME	MPH	DIFF	TIME OF DAY
1 -		40.122	2:06.350	84.59	7.127	10:02:02.930
2 -	<b>1:19.227</b>	<b>39.996</b>	<b>1:59.223 (1)</b>	<b>89.64</b>		<b>10:04:02.153</b>
3 -	1:20.102	40.118	2:00.220 (2)	88.90	0.997	10:06:02.373
4 -	1:20.069	40.541	2:00.610 (3)	88.61	1.387	10:08:02.983
5 -	1:21.168	40.718	2:01.886	87.68	2.663	10:10:04.869
6 -	1:21.887	41.326	2:03.213	86.74	3.990	10:12:08.082
7 -	1:21.144	40.997	2:02.141	87.50	2.918	10:14:10.223

P3 29 U		Cecil DINSMORE		Suzuki GSXR 1000 - KnC Motorsport		
IDEAL LAP TIME : 2:00.430		BEST LAP TIME : 2:00.722		DIFFERENCE : 0.292		
LAP	SECTOR 1	SECTOR 2	LAP TIME	MPH	DIFF	TIME OF DAY
1 -		<b>40.491</b>	2:08.184	83.38	7.462	10:02:04.764
2 -	1:22.513	41.013	2:03.526	86.52	2.804	10:04:08.290
3 -	1:21.312	40.963	2:02.275	87.41	1.553	10:06:10.565
4 -	1:21.124	40.675	2:01.799 (3)	87.75	1.077	10:08:12.364
5 -	1:20.951	40.874	2:01.825	87.73	1.103	10:10:14.189
6 -	1:20.849	40.530	2:01.379 (2)	88.05	0.657	10:12:15.568
7 -	<b>1:19.939</b>	40.783	<b>2:00.722 (1)</b>	<b>88.53</b>		<b>10:14:16.290</b>

P4 5 U		Stacey KILLWORTH		Suzuki GSXR 1000 - Greenplant/Evens		
IDEAL LAP TIME : 2:00.903		BEST LAP TIME : 2:01.087		DIFFERENCE : 0.184		
LAP	SECTOR 1	SECTOR 2	LAP TIME	MPH	DIFF	TIME OF DAY
1 -		40.888	2:09.024	82.83	7.937	10:02:05.604
2 -	1:22.059	40.948	2:03.007	86.89	1.920	10:04:08.611
3 -	1:21.616	40.954	2:02.570	87.19	1.483	10:06:11.181
4 -	<b>1:21.016</b>	40.860	2:01.876 (3)	87.69	0.789	10:08:13.057
5 -	1:21.053	40.384	2:01.437 (2)	88.01	0.350	10:10:14.494
6 -	1:21.073	40.831	2:01.904	87.67	0.817	10:12:16.398
7 -	1:21.200	<b>39.887</b>	<b>2:01.087 (1)</b>	<b>88.26</b>		<b>10:14:17.485</b>

P5 258 U		Ande FRIEND		Kawasaki ZX10R - Flying colours Motorcycle Training		
IDEAL LAP TIME : 2:01.049		BEST LAP TIME : 2:01.327		DIFFERENCE : 0.278		
LAP	SECTOR 1	SECTOR 2	LAP TIME	MPH	DIFF	TIME OF DAY
1 -		41.278	2:08.956	82.88	7.629	10:02:05.536
2 -	1:20.825	40.996	2:01.821 (3)	87.73	0.494	10:04:07.357
3 -	1:22.083	41.685	2:03.768	86.35	2.441	10:06:11.125
4 -	1:20.885	40.799	2:01.684 (2)	87.83	0.357	10:08:12.809
5 -	1:21.629	<b>40.320</b>	2:01.949	87.64	0.622	10:10:14.758
6 -	<b>1:20.729</b>	40.598	<b>2:01.327 (1)</b>	<b>88.09</b>		<b>10:12:16.085</b>
7 -	1:21.658	40.641	2:02.299	87.39	0.972	10:14:18.384

Weather / Track : Sunny / Dry

Snetterton 300  
Circuit Length = 2.9689 miles  
Start: 09:59 Flag 10:13 End: 10:16

# BMCRC - MRO Championships 2021 - Rnd 2 @ Snetterton 300

## Thunderbike Extreme & Ultra

### RACE 2 - SECTOR ANALYSIS



SECTOR 1 = FL to I1, SECTOR 2 = I1 to FL, DIFF = Difference To Personal Best Lap, P = Crossed Finish Line in Pit Lane, D = Time Disallowed

P6 17 U		Jordan KILLWORTH		Kawasaki ZX-10R -		
IDEAL LAP TIME : 2:01.403		BEST LAP TIME : 2:01.526		DIFFERENCE : 0.123		
LAP	SECTOR 1	SECTOR 2	LAP TIME	MPH	DIFF	TIME OF DAY
1 -		41.675	2:13.018	80.35	11.492	10:02:09.598
2 -	1:21.906	41.568	2:03.474	86.56	1.948	10:04:13.072
3 -	1:21.378	40.706	2:02.084 (2)	87.54	0.558	10:06:15.156
4 -	1:20.897	41.988	2:02.885	86.97	1.359	10:08:18.041
5 -	1:21.982	<b>40.671</b>	2:02.653	87.14	1.127	10:10:20.694
6 -	1:21.600	40.828	2:02.428 (3)	87.30	0.902	10:12:23.122
7 -	<b>1:20.732</b>	40.794	<b>2:01.526 (1)</b>	<b>87.94</b>		<b>10:14:24.648</b>

P7 82 U		Matt HINNELLS		Yamaha R1 - BD Racing		
IDEAL LAP TIME : 2:02.455		BEST LAP TIME : 2:02.667		DIFFERENCE : 0.212		
LAP	SECTOR 1	SECTOR 2	LAP TIME	MPH	DIFF	TIME OF DAY
1 -		41.206	2:10.033	82.19	7.366	10:02:06.613
2 -	<b>1:21.939</b>	40.786	2:02.725 (2)	87.08	0.058	10:04:09.338
3 -	1:22.151	<b>40.516</b>	<b>2:02.667 (1)</b>	<b>87.13</b>		<b>10:06:12.005</b>
4 -	1:22.417	40.694	2:03.111 (3)	86.81	0.444	10:08:15.116
5 -	1:22.643	40.934	2:03.577	86.48	0.910	10:10:18.693
6 -	1:22.725	41.117	2:03.842	86.30	1.175	10:12:22.535
7 -	1:22.769	41.747	2:04.516	85.83	1.849	10:14:27.051

P8 102 U		James FEARN		Suzuki GSXR1000 - Jwf tiling, palmer race skool, the factory		
IDEAL LAP TIME : 2:01.351		BEST LAP TIME : 2:01.351		DIFFERENCE : 0.000		
LAP	SECTOR 1	SECTOR 2	LAP TIME	MPH	DIFF	TIME OF DAY
1 -		41.587	2:12.301	80.78	10.950	10:02:08.881
2 -	1:22.595	41.574	2:04.169	86.07	2.818	10:04:13.050
3 -	1:22.231	41.051	2:03.282	86.69	1.931	10:06:16.332
4 -	1:21.586	45.271	2:06.857	84.25	5.506	10:08:23.189
5 -	1:21.618	41.098	2:02.716 (3)	87.09	1.365	10:10:25.905
6 -	<b>1:21.107</b>	<b>40.244</b>	<b>2:01.351 (1)</b>	<b>88.07</b>		<b>10:12:27.256</b>
7 -	1:21.258	40.412	2:01.670 (2)	87.84	0.319	10:14:28.926

P9 41 U		David ABRAHAM		Yamaha R1 - Cambridge Motorcycles		
IDEAL LAP TIME : 2:02.148		BEST LAP TIME : 2:02.635		DIFFERENCE : 0.487		
LAP	SECTOR 1	SECTOR 2	LAP TIME	MPH	DIFF	TIME OF DAY
1 -		41.804	2:12.992	80.36	10.357	10:02:09.572
2 -	1:22.796	41.487	2:04.283	85.99	1.648	10:04:13.855
3 -	1:21.963	41.045	2:03.008 (2)	86.88	0.373	10:06:16.863
4 -	1:22.037	41.000	2:03.037 (3)	86.86	0.402	10:08:19.900
5 -	1:22.095	41.851	2:03.946	86.23	1.311	10:10:23.846
6 -	1:21.714	<b>40.921</b>	<b>2:02.635 (1)</b>	<b>87.15</b>		<b>10:12:26.481</b>
7 -	<b>1:21.227</b>	42.618	2:03.845	86.30	1.210	10:14:30.326

P10 60 U		Liam McCARTER		Yamaha R1 -		
IDEAL LAP TIME : 2:03.273		BEST LAP TIME : 2:03.273		DIFFERENCE : 0.000		
LAP	SECTOR 1	SECTOR 2	LAP TIME	MPH	DIFF	TIME OF DAY
1 -		42.570	2:15.441	78.91	12.168	10:02:12.021
2 -	1:23.343	41.599	2:04.942	85.54	1.669	10:04:16.963
3 -	1:23.502	41.676	2:05.178	85.38	1.905	10:06:22.141
4 -	<b>1:22.480</b>	<b>40.793</b>	<b>2:03.273 (1)</b>	<b>86.70</b>		<b>10:08:25.414</b>
5 -	1:23.248	41.433	2:04.681	85.72	1.408	10:10:30.095
6 -	1:22.706	41.285	2:03.991 (2)	86.20	0.718	10:12:34.086
7 -	1:23.128	41.512	2:04.640 (3)	85.75	1.367	10:14:38.726

Weather / Track : Sunny / Dry

Snetterton 300  
Circuit Length = 2.9689 miles  
Start: 09:59 Flag 10:13 End: 10:16

# BMCRC - MRO Championships 2021 - Rnd 2 @ Snetterton 300

## Thunderbike Extreme & Ultra

### RACE 2 - SECTOR ANALYSIS



SECTOR 1 = FL to I1, SECTOR 2 = I1 to FL, DIFF = Difference To Personal Best Lap, P = Crossed Finish Line in Pit Lane, D = Time Disallowed

P11 90 U Edward WATSON		Suzuki GSXR 1000 - TEA Time Racing				
IDEAL LAP TIME : 2:04.287		BEST LAP TIME : 2:04.312		DIFFERENCE : 0.025		
LAP	SECTOR 1	SECTOR 2	LAP TIME	MPH	DIFF	TIME OF DAY
1 -		42.219	2:15.799	78.70	11.487	10:02:12.379
2 -	1:24.046	<b>41.604</b>	2:05.650	85.06	1.338	10:04:18.029
3 -	<b>1:22.683</b>	41.948	2:04.631 (2)	85.75	0.319	10:06:22.660
4 -	1:23.775	42.254	2:06.029	84.80	1.717	10:08:28.689
5 -	1:22.692	41.620	<b>2:04.312 (1)</b>	<b>85.97</b>		<b>10:10:33.001</b>
6 -	1:23.548	41.656	2:05.204 (3)	85.36	0.892	10:12:38.205
7 -	1:23.080	42.195	2:05.275	85.31	0.963	10:14:43.480

P12 138 E James REVELEY		Yamaha R6 - PCN Racing				
IDEAL LAP TIME : 2:03.857		BEST LAP TIME : 2:03.857		DIFFERENCE : 0.000		
LAP	SECTOR 1	SECTOR 2	LAP TIME	MPH	DIFF	TIME OF DAY
1 -		42.174	2:15.684	78.77	11.827	10:02:12.264
2 -	1:24.082	42.326	2:06.408	84.55	2.551	10:04:18.672
3 -	1:23.526	41.798	2:05.324 (3)	85.28	1.467	10:06:23.996
4 -	1:23.925	41.977	2:05.902	84.89	2.045	10:08:29.898
5 -	1:22.606	42.123	2:04.729 (2)	85.69	0.872	10:10:34.627
6 -	1:24.225	42.037	2:06.262	84.65	2.405	10:12:40.889
7 -	<b>1:22.580</b>	<b>41.277</b>	<b>2:03.857 (1)</b>	<b>86.29</b>		<b>10:14:44.746</b>

P13 961 E Jack SIM		Yamaha R6 - Platform Lift Engineers Ltd				
IDEAL LAP TIME : 2:04.807		BEST LAP TIME : 2:04.977		DIFFERENCE : 0.170		
LAP	SECTOR 1	SECTOR 2	LAP TIME	MPH	DIFF	TIME OF DAY
1 -		42.793	2:14.703	79.34	9.726	10:02:11.283
2 -	1:23.394	41.933	2:05.327 (3)	85.28	0.350	10:04:16.610
3 -	1:23.313	42.223	2:05.536	85.13	0.559	10:06:22.146
4 -	1:24.320	42.761	2:07.081	84.10	2.104	10:08:29.227
5 -	1:22.984	42.177	2:05.161 (2)	85.39	0.184	10:10:34.388
6 -	1:24.284	<b>41.888</b>	2:06.172	84.71	1.195	10:12:40.560
7 -	<b>1:22.919</b>	42.058	<b>2:04.977 (1)</b>	<b>85.52</b>		<b>10:14:45.537</b>

P14 44 E Denzil DAVIES		Suzuki GSXR 750 - Advance Mouldings Ltd				
IDEAL LAP TIME : 2:04.497		BEST LAP TIME : 2:04.497		DIFFERENCE : 0.000		
LAP	SECTOR 1	SECTOR 2	LAP TIME	MPH	DIFF	TIME OF DAY
1 -		44.031	2:18.148	77.36	13.651	10:02:14.728
2 -	1:24.929	43.018	2:07.947	83.53	3.450	10:04:22.675
3 -	1:24.117	42.856	2:06.973	84.17	2.476	10:06:29.648
4 -	1:23.444	41.936	2:05.380 (3)	85.24	0.883	10:08:35.028
5 -	1:23.399	41.923	2:05.322 (2)	85.28	0.825	10:10:40.350
6 -	1:23.260	42.137	2:05.397	85.23	0.900	10:12:45.747
7 -	<b>1:23.134</b>	<b>41.363</b>	<b>2:04.497 (1)</b>	<b>85.85</b>		<b>10:14:50.244</b>

P15 77 E David MAY		Suzuki GSXR 750 K1 - ELP Racing				
IDEAL LAP TIME : 2:04.691		BEST LAP TIME : 2:04.691		DIFFERENCE : 0.000		
LAP	SECTOR 1	SECTOR 2	LAP TIME	MPH	DIFF	TIME OF DAY
1 -		43.071	2:17.948	77.47	13.257	10:02:14.528
2 -	1:24.997	42.517	2:07.514	83.81	2.823	10:04:22.042
3 -	1:24.678	42.447	2:07.125	84.07	2.434	10:06:29.167
4 -	1:23.832	41.861	2:05.693 (3)	85.03	1.002	10:08:34.860
5 -	1:24.169	41.683	2:05.852	84.92	1.161	10:10:40.712
6 -	1:24.002	41.638	2:05.640 (2)	85.06	0.949	10:12:46.352
7 -	<b>1:23.074</b>	<b>41.617</b>	<b>2:04.691 (1)</b>	<b>85.71</b>		<b>10:14:51.043</b>

Weather / Track : Sunny / Dry

Snetterton 300  
Circuit Length = 2.9689 miles  
Start: 09:59 Flag 10:13 End: 10:16

# BMCRC - MRO Championships 2021 - Rnd 2 @ Snetterton 300

## Thunderbike Extreme & Ultra

### RACE 2 - SECTOR ANALYSIS



SECTOR 1 = FL to I1, SECTOR 2 = I1 to FL, DIFF = Difference To Personal Best Lap, P = Crossed Finish Line in Pit Lane, D = Time Disallowed

P16 12 E		Russell TAYLOR		Suzuki GSXR 750 -		
IDEAL LAP TIME : 2:05.416		BEST LAP TIME : 2:05.441		DIFFERENCE : 0.025		
LAP	SECTOR 1	SECTOR 2	LAP TIME	MPH	DIFF	TIME OF DAY
1 -		42.433	2:16.782	78.13	11.341	10:02:13.362
2 -	1:25.510	42.388	2:07.898	83.56	2.457	10:04:21.260
3 -	1:25.072	42.774	2:07.846	83.60	2.405	10:06:29.106
4 -	1:24.484	41.942	2:06.426 (3)	84.54	0.985	10:08:35.532
5 -	1:23.750	<b>41.691</b>	<b>2:05.441 (1)</b>	<b>85.20</b>		<b>10:10:40.973</b>
6 -	1:24.245	41.859	2:06.104 (2)	84.75	0.663	10:12:47.077
7 -	<b>1:23.725</b>	42.995	2:06.720	84.34	1.279	10:14:53.797

P17 129 E		Derek CRIPPS		Yamaha R1 - Kelly Cripps - Team FBR		
IDEAL LAP TIME : 2:07.133		BEST LAP TIME : 2:07.133		DIFFERENCE : 0.000		
LAP	SECTOR 1	SECTOR 2	LAP TIME	MPH	DIFF	TIME OF DAY
1 -		42.948	2:18.584	77.12	11.451	10:02:15.164
2 -	1:25.291	42.554	2:07.845 (2)	83.60	0.712	10:04:23.009
3 -	1:25.275	42.648	2:07.923 (3)	83.55	0.790	10:06:30.932
4 -	<b>1:24.923</b>	<b>42.210</b>	<b>2:07.133 (1)</b>	<b>84.07</b>		<b>10:08:38.065</b>
5 -	1:25.296	43.206	2:08.502	83.17	1.369	10:10:46.567
6 -	1:26.367	46.347	2:12.714	80.53	5.581	10:12:59.281
7 -	1:25.513	43.456	2:08.969	82.87	1.836	10:15:08.250

P18 23 U		Justin ROSE		Yamaha R1 -		
IDEAL LAP TIME : 2:08.930		BEST LAP TIME : 2:08.997		DIFFERENCE : 0.067		
LAP	SECTOR 1	SECTOR 2	LAP TIME	MPH	DIFF	TIME OF DAY
1 -		44.219	2:21.922	75.30	12.925	10:02:18.502
2 -	1:28.621	44.228	2:12.849	80.45	3.852	10:04:31.351
3 -	1:28.103	44.480	2:12.583	80.61	3.586	10:06:43.934
4 -	1:26.953	43.251	2:10.204	82.08	1.207	10:08:54.138
5 -	1:26.419	43.194	2:09.613 (3)	82.46	0.616	10:11:03.751
6 -	<b>1:25.876</b>	43.121	<b>2:08.997 (1)</b>	<b>82.85</b>		<b>10:13:12.748</b>
7 -	1:26.223	<b>43.054</b>	2:09.277 (2)	82.67	0.280	10:15:22.025

P19 55 E		Nick HODGINS		Suzuki GSXR 750 - Dad, Claire, Super Sam, ASR, Caz		
IDEAL LAP TIME : 2:08.722		BEST LAP TIME : 2:08.881		DIFFERENCE : 0.159		
LAP	SECTOR 1	SECTOR 2	LAP TIME	MPH	DIFF	TIME OF DAY
1 -		45.282	2:24.982	73.71	16.101	10:02:21.562
2 -	1:29.625	44.619	2:14.244	79.61	5.363	10:04:35.806
3 -	1:26.570	44.188	2:10.758	81.73	1.877	10:06:46.564
4 -	1:25.708	43.780	2:09.488	82.54	0.607	10:08:56.052
5 -	1:25.573	43.495	2:09.068 (2)	82.80	0.187	10:11:05.120
6 -	<b>1:25.352</b>	43.837	2:09.189 (3)	82.73	0.308	10:13:14.309
7 -	1:25.511	<b>43.370</b>	<b>2:08.881 (1)</b>	<b>82.92</b>		<b>10:15:23.190</b>

P20 6 E		Andrew FIRTH		Yamaha YZF-R1 - LTRmotorcycles.co.uk / Palmer Race Skool /		
IDEAL LAP TIME : 2:10.962		BEST LAP TIME : 2:10.962		DIFFERENCE : 0.000		
LAP	SECTOR 1	SECTOR 2	LAP TIME	MPH	DIFF	TIME OF DAY
1 -		44.459	2:21.759	75.39	10.797	10:02:18.339
2 -	1:27.854	44.786	2:12.640	80.57	1.678	10:04:30.979
3 -	1:28.043	44.895	2:12.938	80.39	1.976	10:06:43.917
4 -	1:28.203	45.039	2:13.242	80.21	2.280	10:08:57.159
5 -	1:27.270	44.645	2:11.915 (2)	81.02	0.953	10:11:09.074
6 -	1:27.673	44.880	2:12.553 (3)	80.63	1.591	10:13:21.627
7 -	<b>1:27.059</b>	<b>43.903</b>	<b>2:10.962 (1)</b>	<b>81.61</b>		<b>10:15:32.589</b>

Weather / Track : Sunny / Dry

Snetterton 300  
Circuit Length = 2.9689 miles  
Start: 09:59 Flag 10:13 End: 10:16



# BMCRC - MRO Championships 2021 - Rnd 2 @ Snetterton 300

## Thunderbike Extreme & Ultra

### RACE 2 - SECTOR ANALYSIS



SECTOR 1 = FL to I1, SECTOR 2 = I1 to FL, DIFF = Difference To Personal Best Lap, P = Crossed Finish Line in Pit Lane, D = Time Disallowed

P21 20 U		Connor SWYER		Suzuki GSXR 1000 K6 - WSC Performace & Owkay clothing			
IDEAL LAP TIME : 2:10.543		BEST LAP TIME : 2:10.543		DIFFERENCE : 0.000			
LAP	SECTOR 1	SECTOR 2	LAP TIME	MPH	DIFF	TIME OF DAY	
1 -		45.673	2:25.108	73.65	14.565	10:02:21.688	
2 -	1:30.242	44.940	2:15.182	79.06	4.639	10:04:36.870	
3 -	1:29.393	44.293	2:13.686	79.94	3.143	10:06:50.556	
4 -	1:28.408	43.724	2:12.132	80.88	1.589	10:09:02.688	
5 -	<b>1:26.862</b>	<b>43.681</b>	<b>2:10.543 (1)</b>	<b>81.87</b>		<b>10:11:13.231</b>	
6 -	1:27.480	43.819	2:11.299 (3)	81.40	0.756	10:13:24.530	
7 -	1:27.190	43.722	2:10.912 (2)	81.64	0.369	10:15:35.442	

P22 75 E		Stewart MAY		Honda CBR600F3 - Moths in the wallet			
IDEAL LAP TIME : 2:10.790		BEST LAP TIME : 2:11.526		DIFFERENCE : 0.736			
LAP	SECTOR 1	SECTOR 2	LAP TIME	MPH	DIFF	TIME OF DAY	
1 -		46.584	2:26.819	72.79	15.293	10:02:23.399	
2 -	1:29.072	44.952	2:14.024	79.74	2.498	10:04:37.423	
3 -	1:29.545	44.413	2:13.958	79.78	2.432	10:06:51.381	
4 -	1:28.532	45.000	2:13.532	80.04	2.006	10:09:04.913	
5 -	1:27.773	<b>43.955</b>	2:11.728 (2)	81.13	0.202	10:11:16.641	
6 -	1:27.500	44.278	2:11.778 (3)	81.10	0.252	10:13:28.419	
7 -	<b>1:26.835</b>	44.691	<b>2:11.526 (1)</b>	<b>81.26</b>		<b>10:15:39.945</b>	

P23 21 U		Danny BRENNAN		Yamaha R1 - Greenplantuk			
IDEAL LAP TIME : 2:13.032		BEST LAP TIME : 2:13.032		DIFFERENCE : 0.000			
LAP	SECTOR 1	SECTOR 2	LAP TIME	MPH	DIFF	TIME OF DAY	
1 -		45.645	2:27.167	72.62	14.135	10:02:23.747	
2 -	1:30.159	45.333	2:15.492	78.88	2.460	10:04:39.239	
3 -	1:29.048	45.322	2:14.370 (3)	79.54	1.338	10:06:53.609	
4 -	1:29.443	45.150	2:14.593	79.41	1.561	10:09:08.202	
5 -	<b>1:28.121</b>	<b>44.911</b>	<b>2:13.032 (1)</b>	<b>80.34</b>		<b>10:11:21.234</b>	
6 -	1:29.107	45.795	2:14.902	79.22	1.870	10:13:36.136	
7 -	1:28.552	45.629	2:14.181 (2)	79.65	1.149	10:15:50.317	

P24 223 E		Matthew MAY		Honda CBR600FY - Late Breakers			
IDEAL LAP TIME : 2:12.433		BEST LAP TIME : 2:13.443		DIFFERENCE : 1.010			
LAP	SECTOR 1	SECTOR 2	LAP TIME	MPH	DIFF	TIME OF DAY	
1 -		45.236	2:24.303	74.06	10.860	10:02:20.883	
2 -	1:29.773	45.250	2:15.023	79.15	1.580	10:04:35.906	
3 -	1:28.762	44.880	2:13.642 (2)	79.97	0.199	10:06:49.548	
4 -	1:30.084	45.167	2:15.251	79.02	1.808	10:09:04.799	
5 -	1:29.599	<b>44.123</b>	2:13.722 (3)	79.92	0.279	10:11:18.521	
6 -	<b>1:28.310</b>	45.133	<b>2:13.443 (1)</b>	<b>80.09</b>		<b>10:13:31.964</b>	
7 -	1:31.673	47.007	2:18.680	77.07	5.237	10:15:50.644	

P25 24 E		Mark REYNOLDS		Aprilia MILLE -			
IDEAL LAP TIME : 2:12.038		BEST LAP TIME : 2:12.472		DIFFERENCE : 0.434			
LAP	SECTOR 1	SECTOR 2	LAP TIME	MPH	DIFF	TIME OF DAY	
1 -		45.729	2:28.006	72.21	15.534	10:02:24.586	
2 -	1:30.456	45.919	2:16.375	78.37	3.903	10:04:40.961	
3 -	1:31.164	45.919	2:17.083	77.96	4.611	10:06:58.044	
4 -	1:29.310	45.341	2:14.651	79.37	2.179	10:09:12.695	
5 -	1:28.301	<b>44.526</b>	2:12.827 (3)	80.46	0.355	10:11:25.522	
6 -	1:27.663	44.809	<b>2:12.472 (1)</b>	<b>80.68</b>		<b>10:13:37.994</b>	
7 -	<b>1:27.512</b>	45.214	2:12.726 (2)	80.52	0.254	10:15:50.720	

Weather / Track : Sunny / Dry

Snetterton 300  
Circuit Length = 2.9689 miles  
Start: 09:59 Flag 10:13 End: 10:16

# BMCRC - MRO Championships 2021 - Rnd 2 @ Snetterton 300

## Thunderbike Extreme & Ultra

### RACE 2 - SECTOR ANALYSIS



SECTOR 1 = FL to I1, SECTOR 2 = I1 to FL, DIFF = Difference To Personal Best Lap, P = Crossed Finish Line in Pit Lane, D = Time Disallowed

P26 46 E		Adrian DRAPER		Suzuki GSXR 750 - droopy racing uk			
IDEAL LAP TIME : 2:13.874		BEST LAP TIME : 2:13.874		DIFFERENCE : 0.000			
LAP	SECTOR 1	SECTOR 2	LAP TIME	MPH	DIFF	TIME OF DAY	
1 -		45.388	2:24.513	73.95	10.639	10:02:21.093	
2 -	1:31.369	45.359	2:16.728	78.17	2.854	10:04:37.821	
3 -	1:30.135	45.482	2:15.617	78.81	1.743	10:06:53.438	
4 -	1:29.318	44.875	2:14.193 (2)	79.64	0.319	10:09:07.631	
5 -	1:30.069	45.598	2:15.667	78.78	1.793	10:11:23.298	
6 -	1:29.263	45.334	2:14.597 (3)	79.40	0.723	10:13:37.895	
7 -	<b>1:29.136</b>	<b>44.738</b>	<b>2:13.874 (1)</b>	<b>79.83</b>		<b>10:15:51.769</b>	

P27 28 E		David SPENCER		Suzuki GSXR 600 -			
IDEAL LAP TIME : 2:15.440		BEST LAP TIME : 2:15.655		DIFFERENCE : 0.215			
LAP	SECTOR 1	SECTOR 2	LAP TIME	MPH	DIFF	TIME OF DAY	
1 -		45.848	2:27.391	72.51	11.736	10:02:23.971	
2 -	1:31.662	<b>45.208</b>	2:16.870 (3)	78.08	1.215	10:04:40.841	
3 -	1:31.082	45.914	2:16.996	78.01	1.341	10:06:57.837	
4 -	1:31.470	45.530	2:17.000	78.01	1.345	10:09:14.837	
5 -	<b>1:30.232</b>	45.423	<b>2:15.655 (1)</b>	<b>78.78</b>		<b>10:11:30.492</b>	
6 -	1:32.523	45.786	2:18.309	77.27	2.654	10:13:48.801	
7 -	1:30.650	45.999	2:16.649 (2)	78.21	0.994	10:16:05.450	

P28 35 E		Stephen HARVEY		Yamaha YZF R1 -			
IDEAL LAP TIME : 2:14.589		BEST LAP TIME : 2:14.589		DIFFERENCE : 0.000			
LAP	SECTOR 1	SECTOR 2	LAP TIME	MPH	DIFF	TIME OF DAY	
1 -		45.721	2:26.667	72.87	12.078	10:02:23.247	
2 -	1:30.462	47.083	2:17.545	77.70	2.956	10:04:40.792	
3 -	1:31.787	46.169	2:17.956	77.47	3.367	10:06:58.748	
4 -	1:31.147	45.598	2:16.745	78.16	2.156	10:09:15.493	
5 -	1:30.151	45.773	2:15.924 (2)	78.63	1.335	10:11:31.417	
6 -	<b>1:29.350</b>	<b>45.239</b>	<b>2:14.589 (1)</b>	<b>79.41</b>		<b>10:13:46.006</b>	
7 -	1:29.615	46.440	2:16.055 (3)	78.55	1.466	10:16:02.061	

P29 18 E		Stuart ALBON		Honda 954 Fireblade - Winter Sun Skydiving			
IDEAL LAP TIME : 2:29.852		BEST LAP TIME : 2:30.023		DIFFERENCE : 0.171			
LAP	SECTOR 1	SECTOR 2	LAP TIME	MPH	DIFF	TIME OF DAY	
1 -		54.217	2:51.001	62.50	20.978	10:02:47.581	
2 -	1:45.160	53.037	2:38.197	67.56	8.174	10:05:25.778	
3 -	1:42.650	51.730	2:34.380	69.23	4.357	10:08:00.158	
4 -	1:41.043	<b>50.147</b>	2:31.190 (2)	70.69	1.167	10:10:31.348	
5 -	1:40.677	50.762	2:31.439 (3)	70.57	1.416	10:13:02.787	
6 -	<b>1:39.705</b>	50.318	<b>2:30.023 (1)</b>	<b>71.24</b>		<b>10:15:32.810</b>	

P30 421 U		Daniel TINSLEY		Yamaha R1 -			
IDEAL LAP TIME : 2:02.665		BEST LAP TIME : 2:02.665		DIFFERENCE : 0.000			
LAP	SECTOR 1	SECTOR 2	LAP TIME	MPH	DIFF	TIME OF DAY	
1 -		41.837	2:11.181	81.47	8.516	10:02:07.761	
2 -	<b>1:21.131</b>	<b>41.534</b>	<b>2:02.665 (1)</b>	<b>87.13</b>		<b>10:04:10.426</b>	
3 -	1:22.104	41.658	2:03.762 (2)	86.35	1.097	10:06:14.188	
4 -	1:21.510	42.383	2:03.893 (3)	86.26	1.228	10:08:18.081	
5 -	1:23.164	42.006	2:05.170	85.38	2.505	10:10:23.251	

Weather / Track : Sunny / Dry

Snetterton 300  
Circuit Length = 2.9689 miles  
Start: 09:59 Flag 10:13 End: 10:16

# BMCRC - MRO Championships 2021 - Rnd 2 @ Snetterton 300

## Thunderbike Extreme & Ultra

### RACE 2 - SECTOR ANALYSIS



SECTOR 1 = FL to I1, SECTOR 2 = I1 to FL, DIFF = Difference To Personal Best Lap, P = Crossed Finish Line in Pit Lane, D = Time Disallowed

P31 117 E		Raymond STAGG		Suzuki K2 750 -		
IDEAL LAP TIME : 2:07.250		BEST LAP TIME : 2:07.263		DIFFERENCE : 0.013		
LAP	SECTOR 1	SECTOR 2	LAP TIME	MPH	DIFF	TIME OF DAY
1 -		43.382	2:17.527	77.71	10.264	10:02:14.107
2 -	1:25.041	<b>42.840</b>	2:07.881 (2)	83.57	0.618	10:04:21.988
3 -	1:25.225	43.068	2:08.293 (3)	83.30	1.030	10:06:30.281
4 -	<b>1:24.410</b>	42.853	<b>2:07.263 (1)</b>	<b>83.98</b>		<b>10:08:37.544</b>
5 -	1:25.091	43.516	2:08.607	83.10	1.344	10:10:46.151

P32 80 U		Mike YATES		Ducati 1198 - R-EM Tyre Covers		
IDEAL LAP TIME : 2:03.992		BEST LAP TIME : 2:04.217		DIFFERENCE : 0.225		
LAP	SECTOR 1	SECTOR 2	LAP TIME	MPH	DIFF	TIME OF DAY
1 -		41.916	2:14.495 (3)	79.46	10.278	10:02:11.075
2 -	<b>1:22.347</b>	41.870	<b>2:04.217 (1)</b>	<b>86.04</b>		<b>10:04:15.292</b>
3 -	1:22.603	<b>41.645</b>	2:04.248 (2)	86.02	0.031	10:06:19.540

P33 78 U		Jamie THOMAS		Suzuki GSXR 1000 - Team RubyRacing		
IDEAL LAP TIME : 2:04.459		BEST LAP TIME : 2:04.985		DIFFERENCE : 0.526		
LAP	SECTOR 1	SECTOR 2	LAP TIME	MPH	DIFF	TIME OF DAY
1 -		<b>41.569</b>	2:13.698 (3)	79.94	8.713	10:02:10.278
2 -	<b>1:22.890</b>	42.095	<b>2:04.985 (1)</b>	<b>85.51</b>		<b>10:04:15.263</b>
3 -	1:23.965	42.351	2:06.316 (2)	84.61	1.331	10:06:21.579

P34 37 E		Ricky WOODS		Suzuki GSXR 600 - KTS Vehicle Repairs		
IDEAL LAP TIME : 2:19.911		BEST LAP TIME : 2:20.518		DIFFERENCE : 0.607		
LAP	SECTOR 1	SECTOR 2	LAP TIME	MPH	DIFF	TIME OF DAY
1 -		<b>46.912</b>	2:30.100 (2)	71.20	9.582	10:02:26.680
2 -	<b>1:32.999</b>	47.519	<b>2:20.518 (1)</b>	<b>76.06</b>		<b>10:04:47.198</b>

# BMCRC - MRO Championships 2021 - Rnd 2 @ Snetterton 300

## Thunderbike Extreme & Ultra

### RACE 2 - BEST SECTORS

SECTOR 1				SECTOR 2				IDEAL / BEST COMPARISON				
POS	NO	NAME	TIME	NO	NAME	TIME	POS	NO	NAME	IDEAL	BEST	DIFF
									<b>PERFECT LAP</b>	<b>1:57.930</b>		
1	11	HARVEY	1:18.391	11	HARVEY	39.539	1	11	HARVEY	1:57.930	1:57.930	0.000
2	43	PALMER	1:19.227	5	KILLWORTH	39.887	2	43	PALMER	1:59.223	1:59.223	0.000
3	29	DINSMORE	1:19.939	43	PALMER	39.996	3	29	DINSMORE	2:00.430	2:00.722	0.292
4	258	FRIEND	1:20.729	102	FEARN	40.244	4	5	KILLWORTH	2:00.903	2:01.087	0.184
5	17	KILLWORTH	1:20.732	258	FRIEND	40.320	5	258	FRIEND	2:01.049	2:01.327	0.278
6	5	KILLWORTH	1:21.016	29	DINSMORE	40.491	6	102	FEARN	2:01.351	2:01.351	0.000
7	102	FEARN	1:21.107	82	HINNELLS	40.516	7	17	KILLWORTH	2:01.403	2:01.526	0.123
8	421	TINSLEY	1:21.131	17	KILLWORTH	40.671	8	41	ABRAHAM	2:02.148	2:02.635	0.487
9	41	ABRAHAM	1:21.227	60	McCARTER	40.793	9	82	HINNELLS	2:02.455	2:02.667	0.212
10	82	HINNELLS	1:21.939	41	ABRAHAM	40.921	10	421	TINSLEY	2:02.665	2:02.665	0.000
11	80	YATES	1:22.347	138	REVELEY	41.277	11	60	McCARTER	2:03.273	2:03.273	0.000
12	60	McCARTER	1:22.480	44	DAVIES	41.363	12	138	REVELEY	2:03.857	2:03.857	0.000
13	138	REVELEY	1:22.580	421	TINSLEY	41.534	13	80	YATES	2:03.992	2:04.217	0.225
14	90	WATSON	1:22.683	78	THOMAS	41.569	14	90	WATSON	2:04.287	2:04.312	0.025
15	78	THOMAS	1:22.890	90	WATSON	41.604	15	78	THOMAS	2:04.459	2:04.985	0.526
16	961	SIM	1:22.919	77	MAY	41.617	16	44	DAVIES	2:04.497	2:04.497	0.000
17	77	MAY	1:23.074	80	YATES	41.645	17	77	MAY	2:04.691	2:04.691	0.000
18	44	DAVIES	1:23.134	12	TAYLOR	41.691	18	961	SIM	2:04.807	2:04.977	0.170
19	12	TAYLOR	1:23.725	961	SIM	41.888	19	12	TAYLOR	2:05.416	2:05.441	0.025
20	117	STAGG	1:24.410	129	CRIPPS	42.210	20	129	CRIPPS	2:07.133	2:07.133	0.000
21	129	CRIPPS	1:24.923	117	STAGG	42.840	21	117	STAGG	2:07.250	2:07.263	0.013
22	55	HODGINS	1:25.352	23	ROSE	43.054	22	55	HODGINS	2:08.722	2:08.881	0.159
23	23	ROSE	1:25.876	55	HODGINS	43.370	23	23	ROSE	2:08.930	2:08.997	0.067
24	75	MAY	1:26.835	20	SWYER	43.681	24	20	SWYER	2:10.543	2:10.543	0.000
25	20	SWYER	1:26.862	6	FIRTH	43.903	25	75	MAY	2:10.790	2:11.526	0.736
26	6	FIRTH	1:27.059	75	MAY	43.955	26	6	FIRTH	2:10.962	2:10.962	0.000
27	24	REYNOLDS	1:27.512	223	MAY	44.123	27	24	REYNOLDS	2:12.038	2:12.472	0.434
28	21	BRENNAN	1:28.121	24	REYNOLDS	44.526	28	223	MAY	2:12.433	2:13.443	1.010
29	223	MAY	1:28.310	46	DRAPER	44.738	29	21	BRENNAN	2:13.032	2:13.032	0.000
30	46	DRAPER	1:29.136	21	BRENNAN	44.911	30	46	DRAPER	2:13.874	2:13.874	0.000
31	35	HARVEY	1:29.350	28	SPENCER	45.208	31	35	HARVEY	2:14.589	2:14.589	0.000
32	28	SPENCER	1:30.232	35	HARVEY	45.239	32	28	SPENCER	2:15.440	2:15.655	0.215
33	37	WOODS	1:32.999	37	WOODS	46.912	33	37	WOODS	2:19.911	2:20.518	0.607
34	18	ALBON	1:39.705	18	ALBON	50.147	34	18	ALBON	2:29.852	2:30.023	0.171

Weather / Track : Sunny / Dry

Snetterton 300

Circuit Length = 2.9689 miles

Start: 09:59 Flag 10:13 End: 10:16

Results can be found at [www.tsl-timing.com](http://www.tsl-timing.com)

Printed - 10:16 Sunday, 30 May 2021

# BMCRC - MRO Championships 2021 - Rnd 2 @ Snetterton 300

## Thunderbike Extreme & Ultra

### RACE 2 - STATISTICS

**Competitors Started** 34  
**Planned Start** 2021-05-30 @ 09:40:00.000  
**Actual Start** 2021-05-30 @ 09:59:56.579  
**Finish Time** 2021-05-30 @ 10:13:55.491  
**Track Length** 2.9689mi.  
**Total Laps** 220  
**Total Distance Covered** 653.1605mi.

#### Session Fastest Lap History

NO	CL	NAME	LAP TIME	TIME OF DAY	LAP	VEHICLE
11	U	Josh HARVEY	<b>2:05.230</b>	10:02:01.826	1	Yamaha R1
11	U	Josh HARVEY	<b>1:57.930</b>	10:03:59.755	2	Yamaha R1

#### Session Leader History

NO	CL	NAME	FROM LAP	LAPS LED	DISTANCE	VEHICLE
11	U	Josh HARVEY	1	7	20.78 miles	Yamaha R1

#### Flag History

TYPE	TIME OF DAY
GREEN	09:59:56.579
FINISH	10:13:55.491

#### Flag Statistics

TYPE	COUNT	TOTAL LAPS	TOTAL TIME
Green	1	7	16:11.960
Red	0	0	0.000
Safety Car	0	0	0.000
FCY	0	0	0.000

# BMCRC - MRO Championships 2021 - Rnd 2 @ Snetterton 300

## Thunderbike Extreme & Ultra

### RACE 2 - STATISTICS

CLASS : E

17 Starters

#### Fastest Lap History

NO	NAME	LAP TIME	TIME OF DAY	LAP	VEHICLE
961	Jack SIM	2:14.703	10:02:11.288	1	Yamaha R6
961	Jack SIM	2:05.327	10:04:16.615	2	Yamaha R6
138	James REVELEY	2:05.324	10:06:24.000	3	Yamaha R6
961	Jack SIM	2:05.161	10:10:34.393	5	Yamaha R6
138	James REVELEY	2:04.729	10:10:34.630	5	Yamaha R6
138	James REVELEY	2:03.857	10:14:44.749	7	Yamaha R6

#### Leader History

NO	NAME	FROM LAP	LAPS LED	DISTANCE	VEHICLE
961	Jack SIM	1	6	17.81 miles	Yamaha R6
138	James REVELEY	7	1	2.96 miles	Yamaha R6

Weather / Track : Sunny / Dry

Results can be found at [www.tsl-timing.com](http://www.tsl-timing.com)

Page 2 of 3

Snetterton 300  
Circuit Length = 2.9689 miles  
Start: 09:59 Flag 10:13 End: 10:16

Printed - 10:16 Sunday, 30 May 2021

# BMCRC - MRO Championships 2021 - Rnd 2 @ Snetterton 300

## Thunderbike Extreme & Ultra

### RACE 2 - STATISTICS

**CLASS : U**

17 Starters

#### Fastest Lap History

NO	NAME	LAP TIME	TIME OF DAY	LAP	VEHICLE
11	Josh HARVEY	<b>2:05.230</b>	10:02:01.826	1	Yamaha R1
11	Josh HARVEY	<b>1:57.930</b>	10:03:59.755	2	Yamaha R1

#### Leader History

NO	NAME	FROM LAP	LAPS LED	DISTANCE	VEHICLE
11	Josh HARVEY	1	7	20.78 miles	Yamaha R1

# BMCRC - MRO Championships 2021 - Rnd 2 @ Snetterton 300



## Thunderbike Extreme & Ultra

### RACE 12 - GRID (7 Laps)



ROW 13	39		38	666 Tomasz GNIZDUR	37	254 Rick WINDAS	
ROW 12	36	51 Michael HOGARTH	35	165 Richard BUTT	34	18 Stuart ALBON 2:30.023	
ROW 11		33	37 Ricky WOODS 2:20.518	32	28 David SPENCER 2:15.655	31	35 Stephen HARVEY 2:14.589
ROW 10	30	46 Adrian DRAPER 2:13.874	29	223 Matthew MAY 2:13.443	28	21 Danny BRENNAN 2:13.032	
ROW 9		27	24 Mark REYNOLDS 2:12.472	26	75 Stewart MAY 2:11.526	25	6 Andrew FIRTH 2:10.962
ROW 8	24	20 Connor SWYER 2:10.543	23	23 Justin ROSE 2:08.997	22	55 Nick HODGINS 2:08.881	
ROW 7		21	117 Raymond STAGG 2:07.263	20	129 Derek CRIPPS 2:07.133	19	12 Russell TAYLOR 2:05.441
ROW 6	18	78 Jamie THOMAS 2:04.985	17	961 Jack SIM 2:04.977	16	77 David MAY 2:04.691	
ROW 5		15	44 Denzil DAVIES 2:04.497	14	90 Edward WATSON 2:04.312	13	80 Mike YATES 2:04.217
ROW 4	12	138 James REVELEY 2:03.857	11	60 Liam McCARTER 2:03.273	10	82 Matt HINNELLS 2:02.667	
ROW 3		9	421 Daniel TINSLEY 2:02.665	8	41 David ABRAHAM 2:02.635	7	17 Jordan KILLWORTH 2:01.526
ROW 2	6	102 James FEARN 2:01.351	5	258 Ande FRIEND 2:01.327	4	5 Stacey KILLWORTH 2:01.087	
ROW 1		3	29 Cecil DINSMORE 2:00.722	2	43 Steve PALMER 1:59.223	1	11 Josh HARVEY 1:57.930 <b>Pole</b>

These results are provisional until the conclusion of any judicial and technical matters. Snetterton 300  
Circuit Length = 2.9689 miles

Clerk Of Course :	Stewards :	Timekeeper : Craig Smith
-------------------	------------	--------------------------

Results can be found at [www.tsl-timing.com](http://www.tsl-timing.com)

Printed - 10:18 Sunday, 30 May 2021





# BMCRC - MRO Championships 2021 - Rnd 2 @ Snetterton 300

## Thunderbike Extreme & Ultra RACE 12 - CLASSIFICATION



POS	NO	CL	PIC NAME	ENTRY	LAPS	TIME	GAP	DIFF	MPH	BEST	ON
1	11	U	1 Josh HARVEY	Yamaha R1 - NR Racing	7	13:53.708			89.73	1:57.679	6
2	43	U	2 Steve PALMER	Suzuki GSXR1000 K6 - K6/Mk1 Transit racing	7	14:02.471	8.763	8.763	88.80	1:58.224	2
3	5	U	3 Stacey KILLWORTH	Suzuki GSXR 1000 - Greenplant/Evens	7	14:13.066	19.358	10.595	87.70	1:59.054	2
4	17	U	4 Jordan KILLWORTH	Kawasaki ZX-10R -	7	14:22.470	28.762	9.404	86.74	2:01.422	4
5	29	U	5 Cecil DINSMORE	Suzuki GSXR 1000 - KnC Motorsport	7	14:22.496	28.788	0.026	86.74	2:01.849	6
6	41	U	6 David ABRAHAM	Yamaha R1 - Cambridge Motorcycles	7	14:22.848	29.140	0.352	86.70	2:01.327	7
7	258	U	7 Ande FRIEND	Kawasaki ZX10R - Flying colours Motorcycle Training	7	14:23.910	30.202	1.062	86.60	2:01.722	7
8	102	U	8 James FEARN	Suzuki GSXR1000 - Jwf tiling, palmer race skool, th	7	14:34.811	41.103	10.901	85.52	2:02.828	4
9	90	U	9 Edward WATSON	Suzuki GSXR 1000 - TEA Time Racing	7	14:37.631	43.923	2.820	85.24	2:02.987	7
10	961	E	1 Jack SIM	Yamaha R6 - Platform Lift Engineers Ltd	7	14:38.257	44.549	0.626	85.18	2:03.385	6
11	421	U	10 Daniel TINSLEY	Yamaha R1 -	7	14:41.624	47.916	3.367	84.86	2:04.178	5
12	138	E	2 James REVELEY	Yamaha R6 - PCN Racing	7	14:42.647	48.939	1.023	84.76	2:04.197	4
13	82	U	11 Matt HINNELLS	Yamaha R1 - BD Racing	7	14:48.360	54.652	5.713	84.21	2:03.516	6
14	44	E	3 Denzil DAVIES	Suzuki GSXR 750 - Advance Mouldings Ltd	7	14:49.610	55.902	1.250	84.10	2:04.945	7
15	77	E	4 David MAY	Suzuki GSXR 750 K1 - ELP Racing	7	14:54.531	1:00.823	4.921	83.63	2:05.772	3
16	78	U	12 Jamie THOMAS	Suzuki GSXR 1000 - Team RubyRacing	7	14:56.524	1:02.816	1.993	83.45	2:04.976	4
17	129	E	5 Derek CRIPPS	Yamaha R1 - Kelly Cripps - Team FBR	7	15:12.438	1:18.730	15.914	81.99	2:07.692	7
18	12	E	6 Russell TAYLOR	Suzuki GSXR 750 -	7	15:12.588	1:18.880	0.150	81.98	2:07.596	7
19	23	U	13 Justin ROSE	Yamaha R1 -	7	15:23.436	1:29.728	10.848	81.01	2:08.867	5
20	55	E	7 Nick HODGINS	Suzuki GSXR 750 - Dad, Claire, Super Sam, ASR, C	7	15:28.136	1:34.428	4.700	80.60	2:10.285	7
21	75	E	8 Stewart MAY	Honda CBR600F3 - Moths in the wallet	7	15:31.913	1:38.205	3.777	80.28	2:11.326	5
22	35	E	9 Stephen HARVEY	Yamaha YZF R1 -	7	15:51.098	1:57.390	19.185	78.66	2:12.547	5
23	28	E	10 David SPENCER	Suzuki GSXR 600 -	7	15:54.574	2:00.866	3.476	78.37	2:12.899	7
24	20	U	14 Connor SWYER	Suzuki GSXR 1000 K6 - WSC Performance & Owkay	7	15:56.666	2:02.958	2.092	78.20	2:13.937	5
25	6	E	11 Andrew FIRTH	Yamaha YZF-R1 - LTRmotorcycles.co.uk / Palmer F	7	16:02.579	2:08.871	5.913	77.72	2:11.682	7
26	24	E	12 Mark REYNOLDS	Aprilia MILLE -	7	16:03.924	2:10.216	1.345	77.61	2:15.075	7
27	46	E	13 Adrian DRAPER	Suzuki GSXR 750 - droopy racing uk	6	13:53.680	1 Lap	1 Lap	76.92	2:13.714	6
28	18	E	14 Stuart ALBON	Honda 954 Fireblade - Winter Sun Skydiving	6	15:52.579	1 Lap	1:58.899	67.32	2:34.021	4

### NOT CLASSIFIED

DNF	60	U	Liam McCARTER	Yamaha R1 -	5	10:31.572	2 Laps	1 Lap	84.61	2:04.162	5
DNF	80	U	Mike YATES	Ducati 1198 - R-EM Tyre Covers	2	4:18.937	5 Laps	3 Laps	82.55	2:06.173	2
DNF	21	U	Danny BRENNAN	Yamaha R1 - Greenplantuk	2	4:42.451	5 Laps	23.514	75.68	2:17.334	2
DNF	223	E	Matthew MAY	Honda CBR600FY - Late Breakers	0						

### FASTEST LAP

11	U	Josh HARVEY	Yamaha R1 - NR Racing	6	1:57.679	90.82 mph	146.16 kph
961	E	Jack SIM	Yamaha R6 - Platform Lift Engineers Ltd	6	2:03.385	86.62 mph	139.40 kph

Class U - 92.5% of Race Speed = 83.00 mph

Class E - 92.5% of Race Speed = 78.79 mph

Weather / Track : Sunny / Dry

These results are provisional until the conclusion of any judicial and technical matters.

Snetterton 300: 2.9689 miles

Race Distance: 7 Laps / 20.78 miles

Start: 14:28 Flag 14:42 End: 14:44

Clerk Of Course :	Stewards :	Timekeeper : Craig Smith
-------------------	------------	--------------------------

Results can be found at [www.tsl-timing.com](http://www.tsl-timing.com)

Printed - 14:45 Sunday, 30 May 2021



# BMCRC - MRO Championships 2021 - Rnd 2 @ Snetterton 300

## Thunderbike Extreme & Ultra

### RACE 12 - LAP CHART

LAP 1 @ 14:30:29.422		
NO	BEHIND	LAP TIME

11		2:04.758
43	0.464	2:05.222
5	0.847	2:05.605
258	3.604	2:08.362
29	4.055	2:08.813
41	4.406	2:09.164
17	6.141	2:10.899
421	7.183	2:11.941
102	7.285	2:12.043
80	8.006	2:12.764
82	8.411	2:13.169
60	8.819	2:13.577
138	9.200	2:13.958
90	9.657	2:14.415
961	10.095	2:14.853
78	10.614	2:15.372
44	11.031	2:15.789
77	11.154	2:15.912
12	11.834	2:16.592
129	12.951	2:17.709
23	15.619	2:20.377
55	16.539	2:21.297
75	17.113	2:21.871
20	19.887	2:24.645
35	20.263	2:25.021
21	20.359	2:25.117
46	22.081	2:26.839
24	22.622	2:27.380
28	22.776	2:27.534
6	24.849	2:29.607
18	44.997	2:49.755

6	40.211	2:13.620
24	41.629	2:17.265
18	1:26.805	2:40.066

LAP 3 @ 14:34:25.561		
NO	BEHIND	LAP TIME

11		1:57.881
43	1.745	1:59.196
5	4.526	2:00.764
29	12.354	2:02.122
258	12.926	2:02.151
41	12.964	2:02.147
17	14.845	2:01.766
102	18.938	2:03.052
421	20.536	2:04.706
82	21.525	2:04.869
90	21.729	2:03.375
60	22.236	2:04.326
961	22.568	2:03.637
138	23.017	2:04.573
44	26.296	2:06.351
77	26.902	2:05.772
78	26.928	2:06.398
12	34.904	2:10.039
129	35.296	2:10.259
23	43.052	2:11.704
55	44.216	2:12.003
75	45.025	2:12.151
35	54.759	2:13.890
20	56.610	2:15.978
28	57.865	2:15.812
24	1:01.742	2:17.994
46	1:10.655	2:28.691
6	1:11.383	2:29.053

LAP 5 @ 14:38:22.472		
NO	BEHIND	LAP TIME

11		1:57.718
43	1.671	1:58.540
5	11.215	2:02.066
29	20.442	2:03.094
17	21.056	2:01.700
41	21.741	2:02.378
258	22.209	2:03.284
102	28.720	2:03.865
421	32.646	2:04.178
90	32.884	2:03.886
961	33.618	2:03.662
60	33.764	2:04.162
138	34.640	2:04.337
82	35.988	2:07.058
44	40.917	2:05.855
78	41.967	2:06.974
77	42.525	2:06.406
18	1 Lap	2:34.021
12	58.417	2:10.291
129	58.747	2:10.540
23	1:05.761	2:08.867
55	1:09.516	2:11.270
75	1:10.957	2:11.326
35	1:23.615	2:12.547
20	1:28.802	2:13.937
28	1:28.956	2:14.118
24	1:35.639	2:15.394
6	1:39.774	2:12.275
46	1:42.158	2:13.962

LAP 7 @ 14:42:18.372		
NO	BEHIND	LAP TIME

11		1:58.221
43	8.763	2:03.197
5	19.358	2:02.539
17	28.762	2:01.607
29	28.788	2:02.397
41	29.140	2:01.327
258	30.202	2:01.722
102	41.103	2:03.930
90	43.923	2:02.987
961	44.549	2:03.446
421	47.916	2:06.321
138	48.939	2:05.510
82	54.652	2:11.048
44	55.902	2:04.945
77	1:00.823	2:07.964
78	1:02.816	2:08.663
129	1:18.730	2:07.692
12	1:18.880	2:07.596
23	1:29.728	2:10.125
55	1:34.428	2:10.285
75	1:38.205	2:11.701
35	1:57.390	2:15.154
18	1 Lap	2:34.755
28	2:00.866	2:12.899
20	2:02.958	2:15.159
6	2:08.871	2:11.682
24	2:10.216	2:15.075

LAP 2 @ 14:32:27.680		
NO	BEHIND	LAP TIME

11		1:58.258
43	0.430	1:58.224
5	1.643	1:59.054
29	8.113	2:02.316
258	8.656	2:03.310
41	8.698	2:02.550
17	10.960	2:03.077
421	13.711	2:04.786
102	13.767	2:04.740
82	14.537	2:04.384
60	15.791	2:05.230
80	15.921	2:06.173
90	16.235	2:04.836
138	16.325	2:05.383
961	16.812	2:04.975
44	17.826	2:05.053
78	18.411	2:06.055
77	19.011	2:06.115
12	22.746	2:09.170
129	22.918	2:08.225
23	29.229	2:11.868
55	30.094	2:11.813
75	30.755	2:11.900
20	38.513	2:16.884
35	38.750	2:16.745
21	39.435	2:17.334
46	39.845	2:16.022
28	39.934	2:15.416

LAP 4 @ 14:36:24.754		
NO	BEHIND	LAP TIME

11		1:59.193
43	0.849	1:58.297
18	1 Lap	2:37.013
5	6.867	2:01.534
29	15.066	2:01.905
258	16.643	2:02.910
17	17.074	2:01.422
41	17.081	2:03.310
102	22.573	2:02.828
421	26.186	2:04.843
82	26.648	2:04.316
90	26.716	2:04.180
60	27.320	2:04.277
961	27.674	2:04.299
138	28.021	2:04.197
78	32.711	2:04.976
44	32.780	2:05.677
77	33.837	2:06.128
12	45.844	2:10.133
129	45.925	2:09.822
23	54.612	2:10.753
55	55.964	2:10.941
75	57.349	2:11.517
35	1:08.786	2:13.220
28	1:12.556	2:13.884
20	1:12.583	2:15.166
24	1:17.963	2:15.414

LAP 6 @ 14:40:20.151		
NO	BEHIND	LAP TIME

11		1:57.679
43	3.787	1:59.795
5	15.040	2:01.504
29	24.612	2:01.849
17	25.376	2:01.999
41	26.034	2:01.972
258	26.701	2:02.171
102	35.394	2:04.353
90	39.157	2:03.952
961	39.324	2:03.385
421	39.816	2:04.849
138	41.650	2:04.689
82	41.825	2:03.516
44	49.178	2:05.940
77	51.080	2:06.234
78	52.374	2:08.086
129	1:09.259	2:08.191
12	1:09.505	2:08.767
23	1:17.824	2:09.742
18	1 Lap	2:36.969
55	1:22.364	2:10.527
75	1:24.725	2:11.447
35	1:40.457	2:14.521
20	1:46.020	2:14.897
28	1:46.188	2:14.911
24	1:53.362	2:15.402
6	1:55.410	2:13.315

Weather / Track : Sunny / Dry

Snetterton 300

Circuit Length = 2.9689 miles

Start: 14:28 Flag 14:42 End: 14:44

Results can be found at [www.tsl-timing.com](http://www.tsl-timing.com)

Printed - 14:45 Sunday, 30 May 2021

# BMCRC - MRO Championships 2021 - Rnd 2 @ Snetterton 300

## Thunderbike Extreme & Ultra

### RACE 12 - SECTOR ANALYSIS



SECTOR 1 = FL to I1, SECTOR 2 = I1 to FL, DIFF = Difference To Personal Best Lap, P = Crossed Finish Line in Pit Lane, D = Time Disallowed

P1 11 U		Josh HARVEY		Yamaha R1 - NR Racing		
IDEAL LAP TIME : 1:57.391		BEST LAP TIME : 1:57.679		DIFFERENCE : 0.288		
LAP	SECTOR 1	SECTOR 2	LAP TIME	MPH	DIFF	TIME OF DAY
1 -		39.760	2:04.758	85.67	7.079	14:30:29.422
2 -	1:18.731	39.527	1:58.258	90.37	0.579	14:32:27.680
3 -	1:18.641	39.240	1:57.881 (3)	90.66	0.202	14:34:25.561
4 -	1:19.056	40.137	1:59.193	89.67	1.514	14:36:24.754
5 -	<b>1:18.279</b>	39.439	1:57.718 (2)	90.79	0.039	14:38:22.472
6 -	1:18.567	<b>39.112</b>	<b>1:57.679 (1)</b>	<b>90.82</b>		<b>14:40:20.151</b>
7 -	1:19.109	<b>39.112</b>	1:58.221	90.40	0.542	14:42:18.372

P2 43 U		Steve PALMER		Suzuki GSXR1000 K6 - K6/Mk1 Transit racing		
IDEAL LAP TIME : 1:58.011		BEST LAP TIME : 1:58.224		DIFFERENCE : 0.213		
LAP	SECTOR 1	SECTOR 2	LAP TIME	MPH	DIFF	TIME OF DAY
1 -		40.017	2:05.222	85.35	6.998	14:30:29.886
2 -	<b>1:18.743</b>	39.481	<b>1:58.224 (1)</b>	<b>90.40</b>		<b>14:32:28.110</b>
3 -	1:19.021	40.175	1:59.196	89.66	0.972	14:34:27.306
4 -	1:19.029	<b>39.268</b>	1:58.297 (2)	90.34	0.073	14:36:25.603
5 -	1:18.995	39.545	1:58.540 (3)	90.16	0.316	14:38:24.143
6 -	1:19.538	40.257	1:59.795	89.21	1.571	14:40:23.938
7 -	1:21.554	41.643	2:03.197	86.75	4.973	14:42:27.135

P3 5 U		Stacey KILLWORTH		Suzuki GSXR 1000 - Greenplant/Evens		
IDEAL LAP TIME : 1:59.054		BEST LAP TIME : 1:59.054		DIFFERENCE : 0.000		
LAP	SECTOR 1	SECTOR 2	LAP TIME	MPH	DIFF	TIME OF DAY
1 -		39.825	2:05.605	85.09	6.551	14:30:30.269
2 -	<b>1:19.448</b>	<b>39.606</b>	<b>1:59.054 (1)</b>	<b>89.77</b>		<b>14:32:29.323</b>
3 -	1:20.378	40.386	2:00.764 (2)	88.50	1.710	14:34:30.087
4 -	1:21.236	40.298	2:01.534	87.94	2.480	14:36:31.621
5 -	1:21.480	40.586	2:02.066	87.55	3.012	14:38:33.687
6 -	1:21.244	40.260	2:01.504 (3)	87.96	2.450	14:40:35.191
7 -	1:21.871	40.668	2:02.539	87.22	3.485	14:42:37.730

P4 17 U		Jordan KILLWORTH		Kawasaki ZX-10R -		
IDEAL LAP TIME : 2:01.142		BEST LAP TIME : 2:01.422		DIFFERENCE : 0.280		
LAP	SECTOR 1	SECTOR 2	LAP TIME	MPH	DIFF	TIME OF DAY
1 -		41.511	2:10.899	81.65	9.477	14:30:35.563
2 -	1:21.522	41.555	2:03.077	86.84	1.655	14:32:38.640
3 -	1:20.952	40.814	2:01.766	87.77	0.344	14:34:40.406
4 -	<b>1:20.840</b>	40.582	<b>2:01.422 (1)</b>	<b>88.02</b>		<b>14:36:41.828</b>
5 -	1:20.979	40.721	2:01.700 (3)	87.82	0.278	14:38:43.528
6 -	1:21.138	40.861	2:01.999	87.60	0.577	14:40:45.527
7 -	1:21.305	<b>40.302</b>	2:01.607 (2)	87.89	0.185	14:42:47.134

P5 29 U		Cecil DINSMORE		Suzuki GSXR 1000 - KnC Motorsport		
IDEAL LAP TIME : 2:00.902		BEST LAP TIME : 2:01.849		DIFFERENCE : 0.947		
LAP	SECTOR 1	SECTOR 2	LAP TIME	MPH	DIFF	TIME OF DAY
1 -		40.934	2:08.813	82.97	6.964	14:30:33.477
2 -	1:21.857	40.459	2:02.316	87.38	0.467	14:32:35.793
3 -	1:21.355	40.767	2:02.122 (3)	87.51	0.273	14:34:37.915
4 -	<b>1:20.813</b>	41.092	2:01.905 (2)	87.67	0.056	14:36:39.820
5 -	1:22.212	40.882	2:03.094	86.82	1.245	14:38:42.914
6 -	1:21.760	<b>40.089</b>	<b>2:01.849 (1)</b>	<b>87.71</b>		<b>14:40:44.763</b>
7 -	1:21.018	41.379	2:02.397	87.32	0.548	14:42:47.160

Weather / Track : Sunny / Dry

Snetterton 300  
Circuit Length = 2.9689 miles  
Start: 14:28 Flag 14:42 End: 14:44

# BMCRC - MRO Championships 2021 - Rnd 2 @ Snetterton 300

## Thunderbike Extreme & Ultra

### RACE 12 - SECTOR ANALYSIS



SECTOR 1 = FL to I1, SECTOR 2 = I1 to FL, DIFF = Difference To Personal Best Lap, P = Crossed Finish Line in Pit Lane, D = Time Disallowed

<b>P6 41 U</b>		<b>David ABRAHAM</b>		Yamaha R1 - Cambridge Motorcycles		
IDEAL LAP TIME : 2:01.327		BEST LAP TIME : 2:01.327		DIFFERENCE : 0.000		
LAP	SECTOR 1	SECTOR 2	LAP TIME	MPH	DIFF	TIME OF DAY
1 -		41.059	2:09.164	82.74	7.837	14:30:33.828
2 -	1:21.891	40.659	2:02.550	87.21	1.223	14:32:36.378
3 -	1:21.748	40.399	2:02.147 (3)	87.50	0.820	14:34:38.525
4 -	1:21.041	42.269	2:03.310	86.67	1.983	14:36:41.835
5 -	1:21.584	40.794	2:02.378	87.33	1.051	14:38:44.213
6 -	1:21.457	40.515	2:01.972 (2)	87.62	0.645	14:40:46.185
7 -	<b>1:21.014</b>	<b>40.313</b>	<b>2:01.327 (1)</b>	<b>88.09</b>		<b>14:42:47.512</b>

<b>P7 258 U</b>		<b>Ande FRIEND</b>		Kawasaki ZX10R - Flying colours Motorcycle Training		
IDEAL LAP TIME : 2:01.591		BEST LAP TIME : 2:01.722		DIFFERENCE : 0.131		
LAP	SECTOR 1	SECTOR 2	LAP TIME	MPH	DIFF	TIME OF DAY
1 -		40.876	2:08.362	83.26	6.640	14:30:33.026
2 -	1:22.306	41.004	2:03.310	86.67	1.588	14:32:36.336
3 -	1:21.656	40.495	2:02.151 (2)	87.49	0.429	14:34:38.487
4 -	1:22.062	40.848	2:02.910	86.95	1.188	14:36:41.397
5 -	1:22.260	41.024	2:03.284	86.69	1.562	14:38:44.681
6 -	1:21.870	<b>40.301</b>	2:02.171 (3)	87.48	0.449	14:40:46.852
7 -	<b>1:21.290</b>	40.432	<b>2:01.722 (1)</b>	<b>87.80</b>		<b>14:42:48.574</b>

<b>P8 102 U</b>		<b>James FEARN</b>		Suzuki GSXR1000 - Jwf tiling, palmer race skool, the factory		
IDEAL LAP TIME : 2:02.828		BEST LAP TIME : 2:02.828		DIFFERENCE : 0.000		
LAP	SECTOR 1	SECTOR 2	LAP TIME	MPH	DIFF	TIME OF DAY
1 -		41.514	2:12.043	80.94	9.215	14:30:36.707
2 -	1:23.002	41.738	2:04.740	85.68	1.912	14:32:41.447
3 -	1:22.097	40.955	2:03.052 (2)	86.85	0.224	14:34:44.499
4 -	<b>1:22.008</b>	<b>40.820</b>	<b>2:02.828 (1)</b>	<b>87.01</b>		<b>14:36:47.327</b>
5 -	1:22.808	41.057	2:03.865 (3)	86.28	1.037	14:38:51.192
6 -	1:22.840	41.513	2:04.353	85.94	1.525	14:40:55.545
7 -	1:22.611	41.319	2:03.930	86.24	1.102	14:42:59.475

<b>P9 90 U</b>		<b>Edward WATSON</b>		Suzuki GSXR 1000 - TEA Time Racing		
IDEAL LAP TIME : 2:02.987		BEST LAP TIME : 2:02.987		DIFFERENCE : 0.000		
LAP	SECTOR 1	SECTOR 2	LAP TIME	MPH	DIFF	TIME OF DAY
1 -		42.086	2:14.415	79.51	11.428	14:30:39.079
2 -	1:23.174	41.662	2:04.836	85.61	1.849	14:32:43.915
3 -	1:22.120	41.255	2:03.375 (2)	86.63	0.388	14:34:47.290
4 -	1:22.513	41.667	2:04.180	86.06	1.193	14:36:51.470
5 -	1:21.971	41.915	2:03.886 (3)	86.27	0.899	14:38:55.356
6 -	1:22.510	41.442	2:03.952	86.22	0.965	14:40:59.308
7 -	<b>1:21.945</b>	<b>41.042</b>	<b>2:02.987 (1)</b>	<b>86.90</b>		<b>14:43:02.295</b>

<b>P10 961 E</b>		<b>Jack SIM</b>		Yamaha R6 - Platform Lift Engineers Ltd		
IDEAL LAP TIME : 2:02.912		BEST LAP TIME : 2:03.385		DIFFERENCE : 0.473		
LAP	SECTOR 1	SECTOR 2	LAP TIME	MPH	DIFF	TIME OF DAY
1 -		41.909	2:14.853	79.25	11.468	14:30:39.517
2 -	1:23.488	41.487	2:04.975	85.52	1.590	14:32:44.492
3 -	1:22.557	41.080	2:03.637 (3)	86.44	0.252	14:34:48.129
4 -	1:22.734	41.565	2:04.299	85.98	0.914	14:36:52.428
5 -	1:22.497	41.165	2:03.662	86.42	0.277	14:38:56.090
6 -	<b>1:22.431</b>	40.954	<b>2:03.385 (1)</b>	<b>86.62</b>		<b>14:40:59.475</b>
7 -	1:22.965	<b>40.481</b>	2:03.446 (2)	86.58	0.061	14:43:02.921

Weather / Track : Sunny / Dry

Snetterton 300  
Circuit Length = 2.9689 miles  
Start: 14:28 Flag 14:42 End: 14:44

# BMCRC - MRO Championships 2021 - Rnd 2 @ Snetterton 300

## Thunderbike Extreme & Ultra

### RACE 12 - SECTOR ANALYSIS



SECTOR 1 = FL to I1, SECTOR 2 = I1 to FL, DIFF = Difference To Personal Best Lap, P = Crossed Finish Line in Pit Lane, D = Time Disallowed

P11 421 U Daniel TINSLEY		Yamaha R1 -				
IDEAL LAP TIME : 2:03.496		BEST LAP TIME : 2:04.178				
		DIFFERENCE : 0.682				
LAP	SECTOR 1	SECTOR 2	LAP TIME	MPH	DIFF	TIME OF DAY
1 -		41.858	2:11.941	81.00	7.763	14:30:36.605
2 -	1:22.637	42.149	2:04.786 (3)	85.65	0.608	14:32:41.391
3 -	1:23.251	<b>41.455</b>	2:04.706 (2)	85.70	0.528	14:34:46.097
4 -	1:23.212	41.631	2:04.843	85.61	0.665	14:36:50.940
5 -	<b>1:22.041</b>	42.137	<b>2:04.178 (1)</b>	<b>86.07</b>		<b>14:38:55.118</b>
6 -	1:23.275	41.574	2:04.849	85.60	0.671	14:40:59.967
7 -	1:23.550	42.771	2:06.321	84.61	2.143	14:43:06.288

P12 138 E James REVELEY		Yamaha R6 - PCN Racing				
IDEAL LAP TIME : 2:03.521		BEST LAP TIME : 2:04.197				
		DIFFERENCE : 0.676				
LAP	SECTOR 1	SECTOR 2	LAP TIME	MPH	DIFF	TIME OF DAY
1 -		42.103	2:13.958	79.78	9.761	14:30:38.622
2 -	1:23.515	41.868	2:05.383	85.24	1.186	14:32:44.005
3 -	1:23.892	<b>40.681</b>	2:04.573 (3)	85.79	0.376	14:34:48.578
4 -	1:23.044	41.153	<b>2:04.197 (1)</b>	<b>86.05</b>		<b>14:36:52.775</b>
5 -	<b>1:22.840</b>	41.497	2:04.337 (2)	85.96	0.140	14:38:57.112
6 -	1:23.642	41.047	2:04.689	85.71	0.492	14:41:01.801
7 -	1:24.106	41.404	2:05.510	85.15	1.313	14:43:07.311

P13 82 U Matt HINNELLS		Yamaha R1 - BD Racing				
IDEAL LAP TIME : 2:03.341		BEST LAP TIME : 2:03.516				
		DIFFERENCE : 0.175				
LAP	SECTOR 1	SECTOR 2	LAP TIME	MPH	DIFF	TIME OF DAY
1 -		41.557	2:13.169	80.25	9.653	14:30:37.833
2 -	1:23.102	41.282	2:04.384 (3)	85.92	0.868	14:32:42.217
3 -	1:22.849	42.020	2:04.869	85.59	1.353	14:34:47.086
4 -	<b>1:22.404</b>	41.912	2:04.316 (2)	85.97	0.800	14:36:51.402
5 -	1:25.965	41.093	2:07.058	84.11	3.542	14:38:58.460
6 -	1:22.579	<b>40.937</b>	<b>2:03.516 (1)</b>	<b>86.53</b>		<b>14:41:01.976</b>
7 -	1:28.192	42.856	2:11.048	81.55	7.532	14:43:13.024

P14 44 E Denzil DAVIES		Suzuki GSXR 750 - Advance Mouldings Ltd				
IDEAL LAP TIME : 2:04.512		BEST LAP TIME : 2:04.945				
		DIFFERENCE : 0.433				
LAP	SECTOR 1	SECTOR 2	LAP TIME	MPH	DIFF	TIME OF DAY
1 -		42.835	2:15.789	78.71	10.844	14:30:40.453
2 -	<b>1:23.308</b>	41.745	2:05.053 (2)	85.46	0.108	14:32:45.506
3 -	1:23.935	42.416	2:06.351	84.59	1.406	14:34:51.857
4 -	1:23.846	41.831	2:05.677 (3)	85.04	0.732	14:36:57.534
5 -	1:24.140	41.715	2:05.855	84.92	0.910	14:39:03.389
6 -	1:23.931	42.009	2:05.940	84.86	0.995	14:41:09.329
7 -	1:23.741	<b>41.204</b>	<b>2:04.945 (1)</b>	<b>85.54</b>		<b>14:43:14.274</b>

P15 77 E David MAY		Suzuki GSXR 750 K1 - ELP Racing				
IDEAL LAP TIME : 2:05.276		BEST LAP TIME : 2:05.772				
		DIFFERENCE : 0.496				
LAP	SECTOR 1	SECTOR 2	LAP TIME	MPH	DIFF	TIME OF DAY
1 -		41.942	2:15.912	78.63	10.140	14:30:40.576
2 -	1:24.115	42.000	2:06.115 (2)	84.74	0.343	14:32:46.691
3 -	<b>1:23.705</b>	42.067	<b>2:05.772 (1)</b>	<b>84.97</b>		<b>14:34:52.463</b>
4 -	1:24.557	<b>41.571</b>	2:06.128 (3)	84.73	0.356	14:36:58.591
5 -	1:24.099	42.307	2:06.406	84.55	0.634	14:39:04.997
6 -	1:24.367	41.867	2:06.234	84.66	0.462	14:41:11.231
7 -	1:25.052	42.912	2:07.964	83.52	2.192	14:43:19.195

Weather / Track : Sunny / Dry

Snetterton 300  
Circuit Length = 2.9689 miles  
Start: 14:28 Flag 14:42 End: 14:44

# BMCRC - MRO Championships 2021 - Rnd 2 @ Snetterton 300

## Thunderbike Extreme & Ultra

### RACE 12 - SECTOR ANALYSIS



SECTOR 1 = FL to I1, SECTOR 2 = I1 to FL, DIFF = Difference To Personal Best Lap, P = Crossed Finish Line in Pit Lane, D = Time Disallowed

<b>P16 78 U</b>		<b>Jamie THOMAS</b>		Suzuki GSXR 1000 - Team RubyRacing		
IDEAL LAP TIME : 2:04.928		BEST LAP TIME : 2:04.976		DIFFERENCE : 0.048		
LAP	SECTOR 1	SECTOR 2	LAP TIME	MPH	DIFF	TIME OF DAY
1 -		41.873	2:15.372	78.95	10.396	14:30:40.036
2 -	1:24.178	41.877	2:06.055 (2)	84.78	1.079	14:32:46.091
3 -	<b>1:23.545</b>	42.853	2:06.398 (3)	84.55	1.422	14:34:52.489
<b>4 -</b>	1:23.593	<b>41.383</b>	<b>2:04.976 (1)</b>	<b>85.52</b>		<b>14:36:57.465</b>
5 -	1:24.613	42.361	2:06.974	84.17	1.998	14:39:04.439
6 -	1:25.404	42.682	2:08.086	83.44	3.110	14:41:12.525
7 -	1:25.951	42.712	2:08.663	83.07	3.687	14:43:21.188

<b>P17 129 E</b>		<b>Derek CRIPPS</b>		Yamaha R1 - Kelly Cripps - Team FBR		
IDEAL LAP TIME : 2:07.153		BEST LAP TIME : 2:07.692		DIFFERENCE : 0.539		
LAP	SECTOR 1	SECTOR 2	LAP TIME	MPH	DIFF	TIME OF DAY
1 -		42.514	2:17.709	77.61	10.017	14:30:42.373
2 -	<b>1:25.230</b>	42.995	2:08.225 (3)	83.35	0.533	14:32:50.598
3 -	1:26.495	43.764	2:10.259	82.05	2.567	14:35:00.857
4 -	1:26.372	43.450	2:09.822	82.32	2.130	14:37:10.679
5 -	1:26.840	43.700	2:10.540	81.87	2.848	14:39:21.219
6 -	1:26.268	<b>41.923</b>	2:08.191 (2)	83.37	0.499	14:41:29.410
7 -	1:25.692	42.000	<b>2:07.692 (1)</b>	<b>83.70</b>		<b>14:43:37.102</b>

<b>P18 12 E</b>		<b>Russell TAYLOR</b>		Suzuki GSXR 750 -		
IDEAL LAP TIME : 2:07.457		BEST LAP TIME : 2:07.596		DIFFERENCE : 0.139		
LAP	SECTOR 1	SECTOR 2	LAP TIME	MPH	DIFF	TIME OF DAY
1 -		42.340	2:16.592	78.24	8.996	14:30:41.256
2 -	<b>1:25.367</b>	43.803	2:09.170 (3)	82.74	1.574	14:32:50.426
3 -	1:26.262	43.777	2:10.039	82.19	2.443	14:35:00.465
4 -	1:26.208	43.925	2:10.133	82.13	2.537	14:37:10.598
5 -	1:26.719	43.572	2:10.291	82.03	2.695	14:39:20.889
6 -	1:26.665	42.102	2:08.767 (2)	83.00	1.171	14:41:29.656
7 -	1:25.506	<b>42.090</b>	<b>2:07.596 (1)</b>	<b>83.76</b>		<b>14:43:37.252</b>

<b>P19 23 U</b>		<b>Justin ROSE</b>		Yamaha R1 -		
IDEAL LAP TIME : 2:08.867		BEST LAP TIME : 2:08.867		DIFFERENCE : 0.000		
LAP	SECTOR 1	SECTOR 2	LAP TIME	MPH	DIFF	TIME OF DAY
1 -		43.725	2:20.377	76.13	11.510	14:30:45.041
2 -	1:27.963	43.905	2:11.868	81.05	3.001	14:32:56.909
3 -	1:27.860	43.844	2:11.704	81.15	2.837	14:35:08.613
4 -	1:27.101	43.652	2:10.753	81.74	1.886	14:37:19.366
<b>5 -</b>	<b>1:25.953</b>	<b>42.914</b>	<b>2:08.867 (1)</b>	<b>82.93</b>		<b>14:39:28.233</b>
6 -	1:26.225	43.517	2:09.742 (2)	82.37	0.875	14:41:37.975
7 -	1:26.943	43.182	2:10.125 (3)	82.13	1.258	14:43:48.100

<b>P20 55 E</b>		<b>Nick HODGINS</b>		Suzuki GSXR 750 - Dad, Claire, Super Sam, ASR, Caz		
IDEAL LAP TIME : 2:09.922		BEST LAP TIME : 2:10.285		DIFFERENCE : 0.363		
LAP	SECTOR 1	SECTOR 2	LAP TIME	MPH	DIFF	TIME OF DAY
1 -		44.292	2:21.297	75.64	11.012	14:30:45.961
2 -	1:27.675	44.138	2:11.813	81.08	1.528	14:32:57.774
3 -	1:27.640	44.363	2:12.003	80.96	1.718	14:35:09.777
4 -	1:27.027	43.914	2:10.941 (3)	81.62	0.656	14:37:20.718
5 -	1:26.862	44.408	2:11.270	81.42	0.985	14:39:31.988
6 -	1:26.657	<b>43.870</b>	2:10.527 (2)	81.88	0.242	14:41:42.515
7 -	<b>1:26.052</b>	44.233	<b>2:10.285 (1)</b>	<b>82.03</b>		<b>14:43:52.800</b>

Weather / Track : Sunny / Dry

Snetterton 300

Circuit Length = 2.9689 miles

Start: 14:28 Flag 14:42 End: 14:44

# BMCRC - MRO Championships 2021 - Rnd 2 @ Snetterton 300

## Thunderbike Extreme & Ultra

### RACE 12 - SECTOR ANALYSIS



SECTOR 1 = FL to I1, SECTOR 2 = I1 to FL, DIFF = Difference To Personal Best Lap, P = Crossed Finish Line in Pit Lane, D = Time Disallowed

P21 75 E		Stewart MAY		Honda CBR600F3 - Moths in the wallet		
IDEAL LAP TIME : 2:11.028		BEST LAP TIME : 2:11.326		DIFFERENCE : 0.298		
LAP	SECTOR 1	SECTOR 2	LAP TIME	MPH	DIFF	TIME OF DAY
1 -		44.171	2:21.871	75.33	10.545	14:30:46.535
2 -	1:27.881	<b>44.019</b>	2:11.900	81.03	0.574	14:32:58.435
3 -	1:27.846	44.305	2:12.151	80.87	0.825	14:35:10.586
4 -	1:27.126	44.391	2:11.517 (3)	81.26	0.191	14:37:22.103
5 -	<b>1:27.009</b>	44.317	<b>2:11.326 (1)</b>	<b>81.38</b>		<b>14:39:33.429</b>
6 -	1:27.406	44.041	2:11.447 (2)	81.31	0.121	14:41:44.876
7 -	1:27.131	44.570	2:11.701	81.15	0.375	14:43:56.577

P22 35 E		Stephen HARVEY		Yamaha YZF R1 -		
IDEAL LAP TIME : 2:12.500		BEST LAP TIME : 2:12.547		DIFFERENCE : 0.047		
LAP	SECTOR 1	SECTOR 2	LAP TIME	MPH	DIFF	TIME OF DAY
1 -		45.207	2:25.021	73.70	12.474	14:30:49.685
2 -	1:30.529	46.216	2:16.745	78.16	4.198	14:33:06.430
3 -	1:28.965	44.925	2:13.890 (3)	79.82	1.343	14:35:20.320
4 -	<b>1:28.131</b>	45.089	2:13.220 (2)	80.22	0.673	14:37:33.540
5 -	1:28.178	<b>44.369</b>	<b>2:12.547 (1)</b>	<b>80.63</b>		<b>14:39:46.087</b>
6 -	1:29.559	44.962	2:14.521	79.45	1.974	14:42:00.608
7 -	1:29.851	45.303	2:15.154	79.08	2.607	14:44:15.762

P23 28 E		David SPENCER		Suzuki GSXR 600 -		
IDEAL LAP TIME : 2:12.899		BEST LAP TIME : 2:12.899		DIFFERENCE : 0.000		
LAP	SECTOR 1	SECTOR 2	LAP TIME	MPH	DIFF	TIME OF DAY
1 -		45.629	2:27.534	72.44	14.635	14:30:52.198
2 -	1:30.078	45.338	2:15.416	78.92	2.517	14:33:07.614
3 -	1:31.097	44.715	2:15.812	78.69	2.913	14:35:23.426
4 -	1:29.280	44.604	2:13.884 (2)	79.83	0.985	14:37:37.310
5 -	1:29.859	44.259	2:14.118 (3)	79.69	1.219	14:39:51.428
6 -	1:30.550	44.361	2:14.911	79.22	2.012	14:42:06.339
7 -	<b>1:28.734</b>	<b>44.165</b>	<b>2:12.899 (1)</b>	<b>80.42</b>		<b>14:44:19.238</b>

P24 20 U		Connor SWYER		Suzuki GSXR 1000 K6 - WSC Performace & Owkay clothing		
IDEAL LAP TIME : 2:13.639		BEST LAP TIME : 2:13.937		DIFFERENCE : 0.298		
LAP	SECTOR 1	SECTOR 2	LAP TIME	MPH	DIFF	TIME OF DAY
1 -		45.005	2:24.645	73.89	10.708	14:30:49.309
2 -	1:30.922	45.962	2:16.884	78.08	2.947	14:33:06.193
3 -	1:30.580	45.398	2:15.978	78.60	2.041	14:35:22.171
4 -	1:30.108	45.058	2:15.166	79.07	1.229	14:37:37.337
5 -	<b>1:29.257</b>	44.680	<b>2:13.937 (1)</b>	<b>79.79</b>		<b>14:39:51.274</b>
6 -	1:30.515	<b>44.382</b>	2:14.897 (2)	79.23	0.960	14:42:06.171
7 -	1:29.413	45.746	2:15.159 (3)	79.07	1.222	14:44:21.330

P25 6 E		Andrew FIRTH		Yamaha YZF-R1 - LTRmotorcycles.co.uk / Palmer Race Skool /		
IDEAL LAP TIME : 2:11.682		BEST LAP TIME : 2:11.682		DIFFERENCE : 0.000		
LAP	SECTOR 1	SECTOR 2	LAP TIME	MPH	DIFF	TIME OF DAY
1 -		51.865	2:29.607	71.44	17.925	14:30:54.271
2 -	1:28.461	45.159	2:13.620	79.98	1.938	14:33:07.891
3 -	1:43.914	45.139	2:29.053	71.70	17.371	14:35:36.944
4 -	1:28.243	44.784	2:13.027 (3)	80.34	1.345	14:37:49.971
5 -	1:28.202	44.073	2:12.275 (2)	80.80	0.593	14:40:02.246
6 -	1:28.554	44.761	2:13.315	80.17	1.633	14:42:15.561
7 -	<b>1:28.002</b>	<b>43.680</b>	<b>2:11.682 (1)</b>	<b>81.16</b>		<b>14:44:27.243</b>

Weather / Track : Sunny / Dry

Snetterton 300  
Circuit Length = 2.9689 miles  
Start: 14:28 Flag 14:42 End: 14:44

# BMCRC - MRO Championships 2021 - Rnd 2 @ Snetterton 300

## Thunderbike Extreme & Ultra

### RACE 12 - SECTOR ANALYSIS



SECTOR 1 = FL to I1, SECTOR 2 = I1 to FL, DIFF = Difference To Personal Best Lap, P = Crossed Finish Line in Pit Lane, D = Time Disallowed

P26 24 E Mark REYNOLDS			Aprilia MILLE -			
IDEAL LAP TIME : 2:14.454		BEST LAP TIME : 2:15.075		DIFFERENCE : 0.621		
LAP	SECTOR 1	SECTOR 2	LAP TIME	MPH	DIFF	TIME OF DAY
1 -		46.319	2:27.380	72.52	12.305	14:30:52.044
2 -	1:31.017	46.248	2:17.265	77.86	2.190	14:33:09.309
3 -	1:31.728	46.266	2:17.994	77.45	2.919	14:35:27.303
4 -	1:30.093	45.321	2:15.414	78.92	0.339	14:37:42.717
5 -	<b>1:29.712</b>	45.682	2:15.394 (2)	78.94	0.319	14:39:58.111
6 -	1:30.279	45.123	2:15.402 (3)	78.93	0.327	14:42:13.513
7 -	1:30.333	<b>44.742</b>	<b>2:15.075 (1)</b>	<b>79.12</b>		<b>14:44:28.588</b>

P27 46 E Adrian DRAPER			Suzuki GSXR 750 - droopy racing uk			
IDEAL LAP TIME : 2:13.178		BEST LAP TIME : 2:13.714		DIFFERENCE : 0.536		
LAP	SECTOR 1	SECTOR 2	LAP TIME	MPH	DIFF	TIME OF DAY
1 -		45.362	2:26.839	72.78	13.125	14:30:51.503
2 -	1:30.093	45.929	2:16.022	78.57	2.308	14:33:07.525
3 -	1:43.856	44.835	2:28.691	71.88	14.977	14:35:36.216
4 -	<b>1:28.727</b>	45.725	2:14.452 (3)	79.49	0.738	14:37:50.668
5 -	1:29.295	44.667	2:13.962 (2)	79.78	0.248	14:40:04.630
6 -	1:29.263	<b>44.451</b>	<b>2:13.714 (1)</b>	<b>79.93</b>		<b>14:42:18.344</b>

P28 18 E Stuart ALBON			Honda 954 Fireblade - Winter Sun Skydiving			
IDEAL LAP TIME : 2:33.358		BEST LAP TIME : 2:34.021		DIFFERENCE : 0.663		
LAP	SECTOR 1	SECTOR 2	LAP TIME	MPH	DIFF	TIME OF DAY
1 -		53.693	2:49.755	62.96	15.734	14:31:14.419
2 -	1:47.284	52.782	2:40.066	66.77	6.045	14:33:54.485
3 -	1:45.321	51.692	2:37.013	68.07	2.992	14:36:31.498
4 -	<b>1:42.244</b>	51.777	<b>2:34.021 (1)</b>	<b>69.39</b>		<b>14:39:05.519</b>
5 -	1:44.751	52.218	2:36.969 (3)	68.09	2.948	14:41:42.488
6 -	1:43.641	<b>51.114</b>	2:34.755 (2)	69.06	0.734	14:44:17.243

P29 60 U Liam McCARTER			Yamaha R1 -			
IDEAL LAP TIME : 2:03.865		BEST LAP TIME : 2:04.162		DIFFERENCE : 0.297		
LAP	SECTOR 1	SECTOR 2	LAP TIME	MPH	DIFF	TIME OF DAY
1 -		41.523	2:13.577	80.01	9.415	14:30:38.241
2 -	1:23.296	41.934	2:05.230	85.34	1.068	14:32:43.471
3 -	<b>1:22.648</b>	41.678	2:04.326 (3)	85.96	0.164	14:34:47.797
4 -	1:22.680	41.597	2:04.277 (2)	86.00	0.115	14:36:52.074
5 -	1:22.945	<b>41.217</b>	<b>2:04.162 (1)</b>	<b>86.08</b>		<b>14:38:56.236</b>

P30 80 U Mike YATES			Ducati 1198 - R-EM Tyre Covers			
IDEAL LAP TIME : 2:05.251		BEST LAP TIME : 2:06.173		DIFFERENCE : 0.922		
LAP	SECTOR 1	SECTOR 2	LAP TIME	MPH	DIFF	TIME OF DAY
1 -		<b>41.769</b>	2:12.764 (2)	80.50	6.591	14:30:37.428
2 -	<b>1:23.482</b>	42.691	<b>2:06.173 (1)</b>	<b>84.70</b>		<b>14:32:43.601</b>

P31 21 U Danny BRENNAN			Yamaha R1 - Greenplantuk			
IDEAL LAP TIME : 2:16.003		BEST LAP TIME : 2:17.334		DIFFERENCE : 1.331		
LAP	SECTOR 1	SECTOR 2	LAP TIME	MPH	DIFF	TIME OF DAY
1 -		<b>44.961</b>	2:25.117 (2)	73.65	7.783	14:30:49.781
2 -	<b>1:31.042</b>	46.292	<b>2:17.334 (1)</b>	<b>77.82</b>		<b>14:33:07.115</b>



# BMCRC - MRO Championships 2021 - Rnd 2 @ Snetterton 300

## Thunderbike Extreme & Ultra

### RACE 12 - BEST SECTORS

SECTOR 1				SECTOR 2				IDEAL / BEST COMPARISON				
POS	NO	NAME	TIME	NO	NAME	TIME	POS	NO	NAME	IDEAL	BEST	DIFF
									<b>PERFECT LAP</b>	<b>1:57.391</b>		
1	11	HARVEY	1:18.279	11	HARVEY	39.112	1	11	HARVEY	1:57.391	1:57.679	0.288
2	43	PALMER	1:18.743	43	PALMER	39.268	2	43	PALMER	1:58.011	1:58.224	0.213
3	5	KILLWORTH	1:19.448	5	KILLWORTH	39.606	3	5	KILLWORTH	1:59.054	1:59.054	0.000
4	29	DINSMORE	1:20.813	29	DINSMORE	40.089	4	29	DINSMORE	2:00.902	2:01.849	0.947
5	17	KILLWORTH	1:20.840	258	FRIEND	40.301	5	17	KILLWORTH	2:01.142	2:01.422	0.280
6	41	ABRAHAM	1:21.014	17	KILLWORTH	40.302	6	41	ABRAHAM	2:01.327	2:01.327	0.000
7	258	FRIEND	1:21.290	41	ABRAHAM	40.313	7	258	FRIEND	2:01.591	2:01.722	0.131
8	90	WATSON	1:21.945	961	SIM	40.481	8	102	FEARN	2:02.828	2:02.828	0.000
9	102	FEARN	1:22.008	138	REVELEY	40.681	9	961	SIM	2:02.912	2:03.385	0.473
10	421	TINSLEY	1:22.041	102	FEARN	40.820	10	90	WATSON	2:02.987	2:02.987	0.000
11	82	HINNELLS	1:22.404	82	HINNELLS	40.937	11	82	HINNELLS	2:03.341	2:03.516	0.175
12	961	SIM	1:22.431	90	WATSON	41.042	12	421	TINSLEY	2:03.496	2:04.178	0.682
13	60	McCARTER	1:22.648	44	DAVIES	41.204	13	138	REVELEY	2:03.521	2:04.197	0.676
14	138	REVELEY	1:22.840	60	McCARTER	41.217	14	60	McCARTER	2:03.865	2:04.162	0.297
15	44	DAVIES	1:23.308	78	THOMAS	41.383	15	44	DAVIES	2:04.512	2:04.945	0.433
16	80	YATES	1:23.482	421	TINSLEY	41.455	16	78	THOMAS	2:04.928	2:04.976	0.048
17	78	THOMAS	1:23.545	77	MAY	41.571	17	80	YATES	2:05.251	2:06.173	0.922
18	77	MAY	1:23.705	80	YATES	41.769	18	77	MAY	2:05.276	2:05.772	0.496
19	129	CRIPPS	1:25.230	129	CRIPPS	41.923	19	129	CRIPPS	2:07.153	2:07.692	0.539
20	12	TAYLOR	1:25.367	12	TAYLOR	42.090	20	12	TAYLOR	2:07.457	2:07.596	0.139
21	23	ROSE	1:25.953	23	ROSE	42.914	21	23	ROSE	2:08.867	2:08.867	0.000
22	55	HODGINS	1:26.052	6	FIRTH	43.680	22	55	HODGINS	2:09.922	2:10.285	0.363
23	75	MAY	1:27.009	55	HODGINS	43.870	23	75	MAY	2:11.028	2:11.326	0.298
24	6	FIRTH	1:28.002	75	MAY	44.019	24	6	FIRTH	2:11.682	2:11.682	0.000
25	35	HARVEY	1:28.131	28	SPENCER	44.165	25	35	HARVEY	2:12.500	2:12.547	0.047
26	46	DRAPER	1:28.727	35	HARVEY	44.369	26	28	SPENCER	2:12.899	2:12.899	0.000
27	28	SPENCER	1:28.734	20	SWYER	44.382	27	46	DRAPER	2:13.178	2:13.714	0.536
28	20	SWYER	1:29.257	46	DRAPER	44.451	28	20	SWYER	2:13.639	2:13.937	0.298
29	24	REYNOLDS	1:29.712	24	REYNOLDS	44.742	29	24	REYNOLDS	2:14.454	2:15.075	0.621
30	21	BRENNAN	1:31.042	21	BRENNAN	44.961	30	21	BRENNAN	2:16.003	2:17.334	1.331
31	18	ALBON	1:42.244	18	ALBON	51.114	31	18	ALBON	2:33.358	2:34.021	0.663

Weather / Track : Sunny / Dry

Results can be found at [www.tsl-timing.com](http://www.tsl-timing.com)

Snetterton 300

Circuit Length = 2.9689 miles

Start: 14:28 Flag 14:42 End: 14:44

Printed - 14:45 Sunday, 30 May 2021

# BMCRC - MRO Championships 2021 - Rnd 2 @ Snetterton 300

## Thunderbike Extreme & Ultra

### RACE 12 - STATISTICS

**Competitors Started** 31  
**Planned Start** 2021-05-30 @ 14:25:00.000  
**Actual Start** 2021-05-30 @ 14:28:24.663  
**Finish Time** 2021-05-30 @ 14:42:18.343  
**Track Length** 2.9689mi.  
**Total Laps** 203  
**Total Distance Covered** 602.6890mi.

#### Session Fastest Lap History

NO	CL	NAME	LAP TIME	TIME OF DAY	LAP	VEHICLE
11	U	Josh HARVEY	<b>2:04.758</b>	14:30:29.437	1	Yamaha R1
11	U	Josh HARVEY	<b>1:58.258</b>	14:32:27.695	2	Yamaha R1
43	U	Steve PALMER	<b>1:58.224</b>	14:32:28.117	2	Suzuki GSXR1000 K6
11	U	Josh HARVEY	<b>1:57.881</b>	14:34:25.575	3	Yamaha R1
11	U	Josh HARVEY	<b>1:57.718</b>	14:38:22.487	5	Yamaha R1
11	U	Josh HARVEY	<b>1:57.679</b>	14:40:20.166	6	Yamaha R1

#### Session Leader History

NO	CL	NAME	FROM LAP	LAPS LED	DISTANCE	VEHICLE
11	U	Josh HARVEY	1	7	20.78 miles	Yamaha R1

#### Flag History

TYPE	TIME OF DAY
GREEN	14:28:24.663
FINISH	14:42:18.343

#### Flag Statistics

TYPE	COUNT	TOTAL LAPS	TOTAL TIME
Green	1	7	16:27.863
Red	0	0	0.000
Safety Car	0	0	0.000
FCY	0	0	0.000

Weather / Track : Sunny / Dry

# BMCRC - MRO Championships 2021 - Rnd 2 @ Snetterton 300

## Thunderbike Extreme & Ultra

### RACE 12 - STATISTICS

CLASS : E

14 Starters

#### Fastest Lap History

NO	NAME	LAP TIME	TIME OF DAY	LAP	VEHICLE
138	James REVELEY	2:13.958	14:30:38.625	1	Yamaha R6
138	James REVELEY	2:05.383	14:32:44.005	2	Yamaha R6
961	Jack SIM	2:04.975	14:32:44.497	2	Yamaha R6
961	Jack SIM	2:03.637	14:34:48.134	3	Yamaha R6
961	Jack SIM	2:03.385	14:40:59.481	6	Yamaha R6

#### Leader History

NO	NAME	FROM LAP	LAPS LED	DISTANCE	VEHICLE
138	James REVELEY	1	2	5.93 miles	Yamaha R6
961	Jack SIM	3	5	14.84 miles	Yamaha R6

# BMCRC - MRO Championships 2021 - Rnd 2 @ Snetterton 300

## Thunderbike Extreme & Ultra

### RACE 12 - STATISTICS

CLASS : U

17 Starters

#### Fastest Lap History

NO	NAME	LAP TIME	TIME OF DAY	LAP	VEHICLE
11	Josh HARVEY	<b>2:04.758</b>	14:30:29.437	1	Yamaha R1
11	Josh HARVEY	<b>1:58.258</b>	14:32:27.695	2	Yamaha R1
43	Steve PALMER	<b>1:58.224</b>	14:32:28.117	2	Suzuki GSXR1000 K6
11	Josh HARVEY	<b>1:57.881</b>	14:34:25.575	3	Yamaha R1
11	Josh HARVEY	<b>1:57.718</b>	14:38:22.487	5	Yamaha R1
11	Josh HARVEY	<b>1:57.679</b>	14:40:20.166	6	Yamaha R1

#### Leader History

NO	NAME	FROM LAP	LAPS LED	DISTANCE	VEHICLE
11	Josh HARVEY	1	7	20.78 miles	Yamaha R1

BMCRC-MRO Championships 2021



**BMCRC THUNDERBIKE SPORT**  
**Supported by Steve Jordan Motorcycles**  
**& ROOKIE MINITWINS**

**Snetterton 300**

**29<sup>th</sup> / 30<sup>th</sup> May 2021**



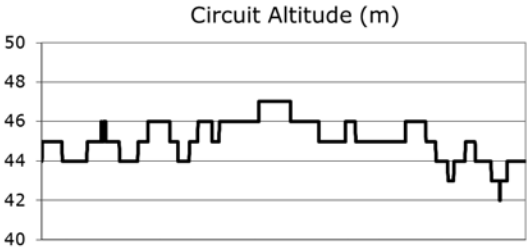
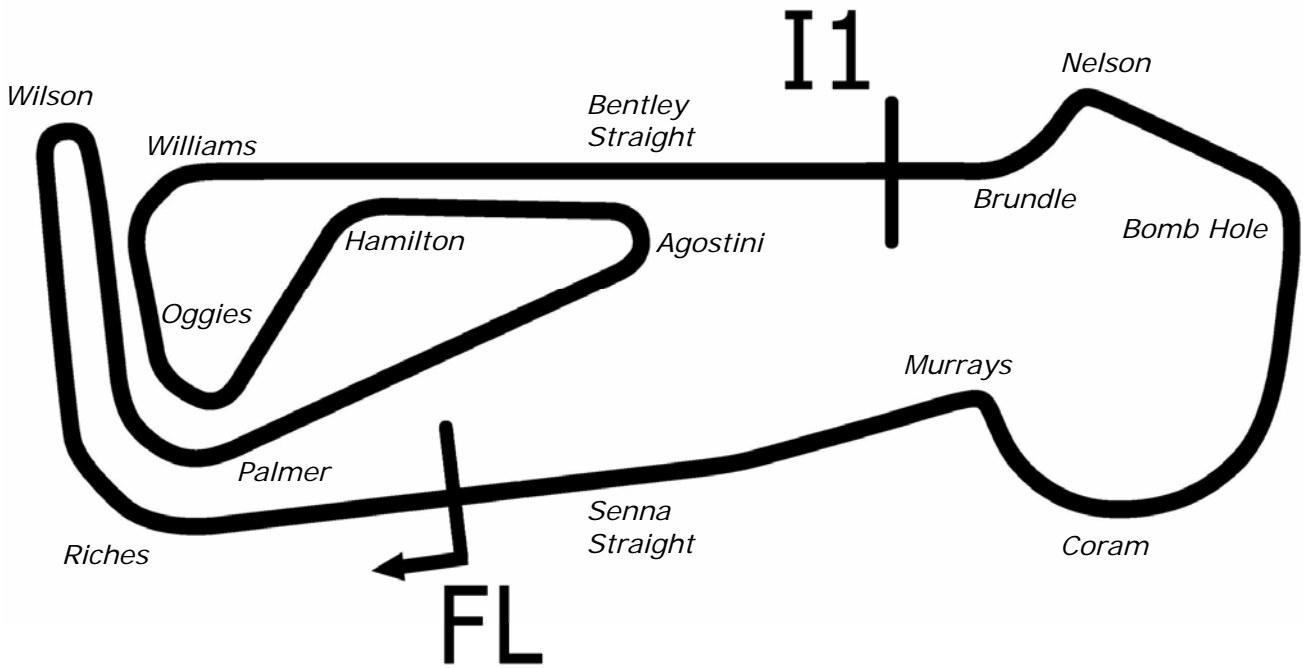
Results Provided by Timing Solutions Ltd  
[www.tsl-timing.com](http://www.tsl-timing.com)

# Snetterton 300



SPORTS TIMING

TIMING SOLUTIONS LTD



Length	2.9689 miles	4778.0 m	
FL		52.46340 N	0.94476 E
I1	3198m	52.46617 N	0.94964 E
Pit Entry	4572m	52.46364 N	0.94774 E
Pit Exit	40m after FL	52.46338 N	0.94420 E
Pit Entry–Pit Exit 246m, 14.7s @60kph, 11.0s @80kph			

All results available at [www.tsl-timing.com](http://www.tsl-timing.com)

# BMCRC - MRO Championships 2021 - Rnd 2 @ Snetterton 300



## Thunderbike Sport & Thunderbike Extreme

### QUALIFYING - CLASSIFICATION

POS	NO	CL	PIC NAME	ENTRY	TIME	ON	LAPS	GAP	DIFF	MPH
1	52		1 Elliot FRICKER	Honda CBR600 - Petwise.org, S&S, Ride in Bike Tyres	2:04.968	5	6			85.52
2	961	E	1 Jack SIM	Yamaha R6 - Platform Lift Engineers Ltd	2:06.078	5	6	1.110	1.110	84.77
3	117	E	2 Raymond STAGG	Suzuki K2 750 -	2:07.166	6	6	2.198	1.088	84.04
4	77	E	3 David MAY	Suzuki GSXR 750 K1 - ELP Racing	2:07.189	3	3	2.221	0.023	84.03
5	51	E	4 Michael HOGARTH	Honda SP1 - WHR Racing	2:08.189	5	6	3.221	1.000	83.37
6	138	E	5 James REVELEY	Yamaha R6 - PCN Racing	2:08.406	6	6	3.438	0.217	83.23
7	54		2 Adam JAMISON	Yamaha R6 - Team AJR	2:08.762	4	4	3.794	0.356	83.00
8	48		3 Shaun WALLIS	Yamaha R6 - MBC Despatch Racing	2:09.611	6	6	4.643	0.849	82.46
9	44	E	6 Denzil DAVIES	Suzuki GSXR 750 - Advance Mouldings Ltd	2:09.906	4	5	4.938	0.295	82.27
10	624		4 Matthew FEDRICK	Yamaha R6 - M. Fedrick Farriers ltd/ Palmer Race Skoc	2:10.621	3	5	5.653	0.715	81.82
11	81		5 Malvern MAY	Honda CBR600RR -	2:11.005	3	6	6.037	0.384	81.58
12	25		6 Harrison DAY	Suzuki SV650 -	2:11.027	3	4	6.059	0.022	81.57
13	32	R	1 Jack WILLIAMS	Honda CBR600 -	2:11.075	5	5	6.107	0.048	81.54
14	168	R	2 Aaron DALRYMPLE	Suzuki GSXR 600 -	2:11.307	5	5	6.339	0.232	81.39
15	84		7 Ricardo BRANCO	Yamaha R6 - IMP Racing	2:11.857	3	6	6.889	0.550	81.05
16	75	E	7 Stewart MAY	Honda CBR600F3 - Moths in the wallet	2:12.675	5	5	7.707	0.818	80.55
17	109	R	3 Marc BELL	Yamaha R6 5SL -	2:13.168	4	5	8.200	0.493	80.26
18	351		9 Sam DIGBY-BAKER	Yamaha R6 -	2:13.544	5	5	8.576	0.376	80.03
19	55	E	8 Nick HODGINS	Suzuki GSXR 750 - Dad, Claire, Super Sam, ASR, Caz	2:14.083	5	5	9.115	0.539	79.71
20	12	E	9 Russell TAYLOR	Suzuki GSXR 750 -	2:14.528	5	5	9.560	0.445	79.44
21	35	E	10 Stephen HARVEY	Yamaha YZF R1 -	2:15.455	3	5	10.487	0.927	78.90
22	50		10 Paul ROBSON	Kawaski ZX6R - RBProperty services & Environment Li	2:16.405	3	5	11.437	0.950	78.35
23	6	E	11 Andrew FIRTH	Yamaha YZF-R1 - LTRmotorcycles.co.uk / Palmer Rac	2:16.595	5	5	11.627	0.190	78.24
24	24	E	12 Mark REYNOLDS	Aprilia MILLE -	2:17.279	3	5	12.311	0.684	77.85
25	37	E	13 Ricky WOODS	Suzuki GSXR 600 - KTS Vehicle Repairs	2:17.754	5	5	12.786	0.475	77.58
26	46	E	14 Adrian DRAPER	Suzuki GSXR 750 - droopy racing uk	2:20.137	5	5	15.169	2.383	76.26
27	333	R	4 Mark STUBBERFIELD	Suzuki SV650 SUPERTWIN -	2:21.159	5	5	16.191	1.022	75.71
28	80	R	5 Stephen LANE	Kawasaki ZX6R -	2:22.262	5	5	17.294	1.103	75.12
29	254	E	15 Rick WINDAS	Ducati 998 - Army Medical Services	2:22.773	5	5	17.805	0.511	74.86
30	49	R	6 Oli CHAYTOR	Yamaha R6 - PearTree Racing	2:23.163	3	4	18.195	0.390	74.65
31	513	R	7 Pablo ROMERO	Suzuki GSXR600 - The Sausage Racing Team	2:25.033	4	5	20.065	1.870	73.69
32	185	R	8 Ben LOGAN	Kawasaki ZX6R -	2:25.600	2	2	20.632	0.567	73.40
33	101		12 Glen TRIPP	Honda CBR 600FW - yaki too racing	2:25.667	3	4	20.699	0.067	73.37
34	286	R	9 Michael HALES	Suzuki GSXR 600 - Cambs car collection	2:25.958	5	5	20.990	0.291	73.22
35	129	E	16 Derek CRIPPS	Yamaha R1 - Kelly Cripps - Team FBR	2:29.469	1	1	24.501	3.511	71.50
36	22		13 Matthew MAY	Honda CBR600FY - Late Breakers	2:31.308	2	2	26.340	1.839	70.63
37	18	E	17 Stuart ALBON	Honda 954 Fireblade - Winter Sun Skydiving	2:38.610	4	4	33.642	7.302	67.38

Weather / Track : Cloudy / Dry

These results are provisional until the conclusion of any judicial and technical matters.

Snetterton 300

Circuit Length = 2.9689 miles

Start: 09:30 Flag 09:42 End: 09:44

Clerk Of Course :	Stewards :	Timekeeper : Craig Smith
-------------------	------------	--------------------------

Results can be found at [www.tsl-timing.com](http://www.tsl-timing.com)

Printed - 09:44 Saturday, 29 May 2021



# BMCRC - MRO Championships 2021 - Rnd 2 @ Snetterton 300

Thunderbike Sport & Thunderbike Extreme

## QUALIFYING - SECTOR ANALYSIS



SECTOR 1 = FL to I1, SECTOR 2 = I1 to FL, DIFF = Difference To Personal Best Lap, P = Crossed Finish Line in Pit Lane, D = Time Disallowed

P1 52		Elliot FRICKER		Honda CBR600 - Petwise.org, S&S, Ride in Bike Tyres			
IDEAL LAP TIME : 2:04.968		BEST LAP TIME : 2:04.968		DIFFERENCE : 0.000			
LAP	SECTOR 1	SECTOR 2	LAP TIME	MPH	DIFF	TIME OF DAY	
1 -	1:32.593	43.384	2:15.977	78.60	11.009	09:33:05.084	
2 -	1:25.116	43.564	2:08.680	83.05	3.712	09:35:13.764	
3 -	1:25.224	42.476	2:07.700	83.69	2.732	09:37:21.464	
4 -	1:24.914	42.656	2:07.570 (3)	83.78	2.602	09:39:29.034	
5 -	<b>1:22.903</b>	<b>42.065</b>	<b>2:04.968 (1)</b>	<b>85.52</b>		<b>09:41:34.002</b>	
6 -	1:23.102	44.149	2:07.251 (2)	83.99	2.283	09:43:41.253	

P2 961 E		Jack SIM		Yamaha R6 - Platform Lift Engineers Ltd			
IDEAL LAP TIME : 2:05.659		BEST LAP TIME : 2:06.078		DIFFERENCE : 0.419			
LAP	SECTOR 1	SECTOR 2	LAP TIME	MPH	DIFF	TIME OF DAY	
1 -	1:30.438	43.356	2:13.794	79.88	7.716	09:33:04.729	
2 -	1:25.212	43.160	2:08.372	83.25	2.294	09:35:13.101	
3 -	1:25.711	42.278	2:07.989	83.50	1.911	09:37:21.090	
4 -	1:25.042	42.520	2:07.562 (2)	83.78	1.484	09:39:28.652	
5 -	1:24.055	<b>42.023</b>	<b>2:06.078 (1)</b>	<b>84.77</b>		<b>09:41:34.730</b>	
6 -	<b>1:23.636</b>	44.099	2:07.735 (3)	83.67	1.657	09:43:42.465	

P3 117 E		Raymond STAGG		Suzuki K2 750 -			
IDEAL LAP TIME : 2:07.166		BEST LAP TIME : 2:07.166		DIFFERENCE : 0.000			
LAP	SECTOR 1	SECTOR 2	LAP TIME	MPH	DIFF	TIME OF DAY	
1 -	1:37.575	45.685	2:23.260	74.60	16.094	09:33:18.710	
2 -	1:27.011	44.159	2:11.170	81.48	4.004	09:35:29.880	
3 -	1:24.903	43.434	2:08.337 (2)	83.28	1.171	09:37:38.217	
4 -	1:25.268	43.957	2:09.225	82.70	2.059	09:39:47.442	
5 -	1:24.544	44.382	2:08.926 (3)	82.90	1.760	09:41:56.368	
6 -	<b>1:24.152</b>	<b>43.014</b>	<b>2:07.166 (1)</b>	<b>84.04</b>		<b>09:44:03.534</b>	

P4 77 E		David MAY		Suzuki GSXR 750 K1 - ELP Racing			
IDEAL LAP TIME : 2:07.189		BEST LAP TIME : 2:07.189		DIFFERENCE : 0.000			
LAP	SECTOR 1	SECTOR 2	LAP TIME	MPH	DIFF	TIME OF DAY	
1 -	1:32.042	44.061	2:16.103 (3)	78.52	8.914	09:33:07.822	
2 -	1:26.457	42.847	2:09.304 (2)	82.65	2.115	09:35:17.126	
3 -	<b>1:25.104</b>	<b>42.085</b>	<b>2:07.189 (1)</b>	<b>84.03</b>		<b>09:37:24.315</b>	

P5 51 E		Michael HOGARTH		Honda SP1 - WHR Racing			
IDEAL LAP TIME : 2:07.542		BEST LAP TIME : 2:08.189		DIFFERENCE : 0.647			
LAP	SECTOR 1	SECTOR 2	LAP TIME	MPH	DIFF	TIME OF DAY	
1 -	1:30.340	43.980	2:14.320	79.57	6.131	09:33:02.877	
2 -	1:26.488	43.092	2:09.580	82.48	1.391	09:35:12.457	
3 -	1:26.355	43.424	2:09.779	82.35	1.590	09:37:22.236	
4 -	1:25.816	<b>42.734</b>	2:08.550 (2)	83.14	0.361	09:39:30.786	
5 -	<b>1:24.808</b>	43.381	<b>2:08.189 (1)</b>	<b>83.37</b>		<b>09:41:38.975</b>	
6 -	1:25.322	44.176	2:09.498 (3)	82.53	1.309	09:43:48.473	

P6 138 E		James REVELEY		Yamaha R6 - PCN Racing			
IDEAL LAP TIME : 2:07.986		BEST LAP TIME : 2:08.406		DIFFERENCE : 0.420			
LAP	SECTOR 1	SECTOR 2	LAP TIME	MPH	DIFF	TIME OF DAY	
1 -	1:31.592	46.076	2:17.668	77.63	9.262	09:33:30.776	
2 -	1:29.618	44.133	2:13.751	79.91	5.345	09:35:44.527	
3 -	1:27.896	43.040	2:10.936	81.62	2.530	09:37:55.463	
4 -	1:27.431	43.270	2:10.701 (3)	81.77	2.295	09:40:06.164	
5 -	1:26.103	<b>42.548</b>	2:08.651 (2)	83.07	0.245	09:42:14.815	
6 -	<b>1:25.438</b>	42.968	<b>2:08.406 (1)</b>	<b>83.23</b>		<b>09:44:23.221</b>	

Weather / Track : Cloudy / Dry

Snetterton 300  
Circuit Length = 2.9689 miles  
Start: 09:30 Flag 09:42 End: 09:44



# BMCRC - MRO Championships 2021 - Rnd 2 @ Snetterton 300

Thunderbike Sport & Thunderbike Extreme

## QUALIFYING - SECTOR ANALYSIS



SECTOR 1 = FL to I1, SECTOR 2 = I1 to FL, DIFF = Difference To Personal Best Lap, P = Crossed Finish Line in Pit Lane, D = Time Disallowed

P7 54		Adam JAMISON		Yamaha R6 - Team AJR			
IDEAL LAP TIME : 2:08.503		BEST LAP TIME : 2:08.762		DIFFERENCE : 0.259			
LAP	SECTOR 1	SECTOR 2	LAP TIME	MPH	DIFF	TIME OF DAY	
1 -	1:30.232	43.826	2:14.058	79.72	5.296	09:33:03.376	
2 -	1:26.525	43.701	2:10.226 (3)	82.07	1.464	09:35:13.602	
3 -	1:26.150	43.123	2:09.273 (2)	82.67	0.511	09:37:22.875	
4 -	1:26.242	<b>42.520</b>	<b>2:08.762 (1)</b>	<b>83.00</b>		<b>09:39:31.637</b>	

P8 48		Shaun WALLIS		Yamaha R6 - MBC Despatch Racing			
IDEAL LAP TIME : 2:09.611		BEST LAP TIME : 2:09.611		DIFFERENCE : 0.000			
LAP	SECTOR 1	SECTOR 2	LAP TIME	MPH	DIFF	TIME OF DAY	
1 -	1:31.788	45.436	2:17.224	77.88	7.613	09:33:07.795	
2 -	1:27.493	44.659	2:12.152	80.87	2.541	09:35:19.947	
3 -	1:26.241	44.568	2:10.809 (2)	81.70	1.198	09:37:30.756	
4 -	1:26.586	45.397	2:11.983 (3)	80.98	2.372	09:39:42.739	
5 -	1:26.250	45.941	2:12.191	80.85	2.580	09:41:54.930	
6 -	<b>1:25.969</b>	<b>43.642</b>	<b>2:09.611 (1)</b>	<b>82.46</b>		<b>09:44:04.541</b>	

P9 44 E		Denzil DAVIES		Suzuki GSXR 750 - Advance Mouldings Ltd			
IDEAL LAP TIME : 2:09.842		BEST LAP TIME : 2:09.906		DIFFERENCE : 0.064			
LAP	SECTOR 1	SECTOR 2	LAP TIME	MPH	DIFF	TIME OF DAY	
1 -	1:35.714	45.256	2:20.970	75.81	11.064	09:33:33.711	
2 -	1:28.966	47.155	2:16.121	78.51	6.215	09:35:49.832	
3 -	1:28.361	45.573	2:13.934 (3)	79.80	4.028	09:38:03.766	
4 -	1:26.311	<b>43.595</b>	<b>2:09.906 (1)</b>	<b>82.27</b>		<b>09:40:13.672</b>	
5 -	<b>1:26.247</b>	45.409	2:11.656 (2)	81.18	1.750	09:42:25.328	

P10 624		Matthew FEDRICK		Yamaha R6 - M. Fedrick Farriers Ltd/ Palmer Race Skool			
IDEAL LAP TIME : 2:10.621		BEST LAP TIME : 2:10.621		DIFFERENCE : 0.000			
LAP	SECTOR 1	SECTOR 2	LAP TIME	MPH	DIFF	TIME OF DAY	
1 -	1:32.715	44.926	2:17.641	77.65	7.020	09:33:34.347	
2 -	1:27.260	45.291	2:12.551 (3)	80.63	1.930	09:35:46.898	
3 -	<b>1:26.911</b>	<b>43.710</b>	<b>2:10.621 (1)</b>	<b>81.82</b>		<b>09:37:57.519</b>	
4 -	1:27.082	45.412	2:12.494 (2)	80.66	1.873	09:40:10.013	
5 -	1:29.196	45.496	2:14.692	79.35	4.071	09:42:24.705	

P11 81		Malvern MAY		Honda CBR600RR -			
IDEAL LAP TIME : 2:11.005		BEST LAP TIME : 2:11.005		DIFFERENCE : 0.000			
LAP	SECTOR 1	SECTOR 2	LAP TIME	MPH	DIFF	TIME OF DAY	
1 -	1:33.619	44.703	2:18.322	77.26	7.317	09:33:12.999	
2 -	1:29.070	44.633	2:13.703	79.93	2.698	09:35:26.702	
3 -	<b>1:27.326</b>	<b>43.679</b>	<b>2:11.005 (1)</b>	<b>81.58</b>		<b>09:37:37.707</b>	
4 -	1:27.523	44.315	2:11.838 (2)	81.06	0.833	09:39:49.545	
5 -	1:29.360	48.477	2:17.837	77.54	6.832	09:42:07.382	
6 -	1:28.098	44.478	2:12.576 (3)	80.61	1.571	09:44:19.958	

P12 25		Harrison DAY		Suzuki SV650 -			
IDEAL LAP TIME : 2:10.785		BEST LAP TIME : 2:11.027		DIFFERENCE : 0.242			
LAP	SECTOR 1	SECTOR 2	LAP TIME	MPH	DIFF	TIME OF DAY	
1 -	OUTLAP	44.430	2:19.482	76.62	8.455	09:35:33.207	
2 -	1:26.856	<b>44.295</b>	2:11.151 (2)	81.49	0.124	09:37:44.358	
3 -	<b>1:26.490</b>	44.537	<b>2:11.027 (1)</b>	<b>81.57</b>		<b>09:39:55.385</b>	
4 -	1:27.438	44.660	2:12.098 (3)	80.91	1.071	09:42:07.483	

Weather / Track : Cloudy / Dry

Snetterton 300  
Circuit Length = 2.9689 miles  
Start: 09:30 Flag 09:42 End: 09:44

# BMCRC - MRO Championships 2021 - Rnd 2 @ Snetterton 300

Thunderbike Sport & Thunderbike Extreme

## QUALIFYING - SECTOR ANALYSIS



SECTOR 1 = FL to I1, SECTOR 2 = I1 to FL, DIFF = Difference To Personal Best Lap, P = Crossed Finish Line in Pit Lane, D = Time Disallowed

P13 32 R		Jack WILLIAMS		Honda CBR600 -			
IDEAL LAP TIME : 2:11.075		BEST LAP TIME : 2:11.075		DIFFERENCE : 0.000			
LAP	SECTOR 1	SECTOR 2	LAP TIME	MPH	DIFF	TIME OF DAY	
1 -	1:39.380	48.026	2:27.406	72.50	16.331	09:33:45.228	
2 -	1:31.079	44.919	2:15.998	78.58	4.923	09:36:01.226	
3 -	1:29.746	44.827	2:14.573 (2)	79.42	3.498	09:38:15.799	
4 -	1:28.484	47.488	2:15.972 (3)	78.60	4.897	09:40:31.771	
5 -	<b>1:27.178</b>	<b>43.897</b>	<b>2:11.075 (1)</b>	<b>81.54</b>		<b>09:42:42.846</b>	

P14 168 R		Aaron DALRYMPLE		Suzuki GSXR 600 -			
IDEAL LAP TIME : 2:11.307		BEST LAP TIME : 2:11.307		DIFFERENCE : 0.000			
LAP	SECTOR 1	SECTOR 2	LAP TIME	MPH	DIFF	TIME OF DAY	
1 -	1:38.183	47.281	2:25.464	73.47	14.157	09:33:46.199	
2 -	1:29.336	44.755	2:14.091 (3)	79.70	2.784	09:36:00.290	
3 -	1:28.967	44.422	2:13.389 (2)	80.12	2.082	09:38:13.679	
4 -	1:29.615	44.745	2:14.360	79.54	3.053	09:40:28.039	
5 -	<b>1:26.924</b>	<b>44.383</b>	<b>2:11.307 (1)</b>	<b>81.39</b>		<b>09:42:39.346</b>	

P15 84		Ricardo BRANCO		Yamaha R6 - IMP Racing			
IDEAL LAP TIME : 2:11.857		BEST LAP TIME : 2:11.857		DIFFERENCE : 0.000			
LAP	SECTOR 1	SECTOR 2	LAP TIME	MPH	DIFF	TIME OF DAY	
1 -	1:31.797	45.197	2:16.994	78.01	5.137	09:33:08.568	
2 -	1:28.364	44.522	2:12.886	80.43	1.029	09:35:21.454	
3 -	<b>1:27.722</b>	<b>44.135</b>	<b>2:11.857 (1)</b>	<b>81.05</b>		<b>09:37:33.311</b>	
4 -	1:27.825	44.905	2:12.730 (2)	80.52	0.873	09:39:46.041	
5 -	1:27.863	45.985	2:13.848	79.85	1.991	09:41:59.889	
6 -	1:28.096	44.655	2:12.751 (3)	80.51	0.894	09:44:12.640	

P16 75 E		Stewart MAY		Honda CBR600F3 - Moths in the wallet			
IDEAL LAP TIME : 2:12.247		BEST LAP TIME : 2:12.675		DIFFERENCE : 0.428			
LAP	SECTOR 1	SECTOR 2	LAP TIME	MPH	DIFF	TIME OF DAY	
1 -	1:35.152	46.816	2:21.968	75.28	9.293	09:33:36.601	
2 -	1:28.650	45.757	2:14.407 (3)	79.52	1.732	09:35:51.008	
3 -	1:31.302	45.098	2:16.400	78.35	3.725	09:38:07.408	
4 -	<b>1:27.287</b>	45.565	2:12.852 (2)	80.45	0.177	09:40:20.260	
5 -	1:27.715	<b>44.960</b>	<b>2:12.675 (1)</b>	<b>80.55</b>		<b>09:42:32.935</b>	

P17 109 R		Marc BELL		Yamaha R6 5SL -			
IDEAL LAP TIME : 2:13.168		BEST LAP TIME : 2:13.168		DIFFERENCE : 0.000			
LAP	SECTOR 1	SECTOR 2	LAP TIME	MPH	DIFF	TIME OF DAY	
1 -	1:44.030	49.186	2:33.216	69.75	20.048	09:33:59.897	
2 -	1:34.473	46.174	2:20.647	75.99	7.479	09:36:20.544	
3 -	1:30.294	46.030	2:16.324 (3)	78.40	3.156	09:38:36.868	
4 -	<b>1:28.423</b>	<b>44.745</b>	<b>2:13.168 (1)</b>	<b>80.26</b>		<b>09:40:50.036</b>	
5 -	1:28.628	44.899	2:13.527 (2)	80.04	0.359	09:43:03.563	

P18 351		Sam DIGBY-BAKER		Yamaha R6 -			
IDEAL LAP TIME : 2:13.544		BEST LAP TIME : 2:13.544		DIFFERENCE : 0.000			
LAP	SECTOR 1	SECTOR 2	LAP TIME	MPH	DIFF	TIME OF DAY	
1 -	1:37.491	47.328	2:24.819	73.80	11.275	09:33:43.343	
2 -	1:31.387	45.632	2:17.019 (3)	78.00	3.475	09:36:00.362	
3 -	1:30.374	45.290	2:15.664 (2)	78.78	2.120	09:38:16.026	
4 -	1:31.591	45.657	2:17.248	77.87	3.704	09:40:33.274	
5 -	<b>1:29.410</b>	<b>44.134</b>	<b>2:13.544 (1)</b>	<b>80.03</b>		<b>09:42:46.818</b>	

Weather / Track : Cloudy / Dry

Snetterton 300

Circuit Length = 2.9689 miles

Start: 09:30 Flag 09:42 End: 09:44

# BMCRC - MRO Championships 2021 - Rnd 2 @ Snetterton 300

Thunderbike Sport & Thunderbike Extreme

## QUALIFYING - SECTOR ANALYSIS



SECTOR 1 = FL to I1, SECTOR 2 = I1 to FL, DIFF = Difference To Personal Best Lap, P = Crossed Finish Line in Pit Lane, D = Time Disallowed

P19 55 E		Nick HODGINS		Suzuki GSXR 750 - Dad, Claire, Super Sam, ASR, Caz		
IDEAL LAP TIME : 2:14.073		BEST LAP TIME : 2:14.083		DIFFERENCE : 0.010		
LAP	SECTOR 1	SECTOR 2	LAP TIME	MPH	DIFF	TIME OF DAY
1 -	1:37.284	46.568	2:23.852	74.29	9.769	09:33:38.624
2 -	1:29.479	<b>45.058</b>	2:14.537 (2)	79.44	0.454	09:35:53.161
3 -	1:31.772	46.776	2:18.548 (3)	77.14	4.465	09:38:11.709
4 -	1:32.102	48.314	2:20.416	76.11	6.333	09:40:32.125
5 -	<b>1:29.015</b>	45.068	<b>2:14.083 (1)</b>	<b>79.71</b>		<b>09:42:46.208</b>

P20 12 E		Russell TAYLOR		Suzuki GSXR 750 -		
IDEAL LAP TIME : 2:14.528		BEST LAP TIME : 2:14.528		DIFFERENCE : 0.000		
LAP	SECTOR 1	SECTOR 2	LAP TIME	MPH	DIFF	TIME OF DAY
1 -	1:42.309	46.890	2:29.199	71.63	14.671	09:33:20.299
2 -	1:31.580	45.799	2:17.379	77.79	2.851	09:35:37.678
3 -	1:30.283	45.873	2:16.156 (3)	78.49	1.628	09:37:53.834
4 -	1:29.564	46.187	2:15.751 (2)	78.73	1.223	09:40:09.585
5 -	<b>1:29.348</b>	<b>45.180</b>	<b>2:14.528 (1)</b>	<b>79.44</b>		<b>09:42:24.113</b>

P21 35 E		Stephen HARVEY		Yamaha YZF R1 -		
IDEAL LAP TIME : 2:14.497		BEST LAP TIME : 2:15.455		DIFFERENCE : 0.958		
LAP	SECTOR 1	SECTOR 2	LAP TIME	MPH	DIFF	TIME OF DAY
1 -	1:36.576	46.937	2:23.513	74.47	8.058	09:33:44.225
2 -	1:30.311	<b>45.189</b>	2:15.500 (2)	78.87	0.045	09:35:59.725
3 -	<b>1:29.308</b>	46.147	<b>2:15.455 (1)</b>	<b>78.90</b>		<b>09:38:15.180</b>
4 -	1:32.997	47.955	2:20.952	75.82	5.497	09:40:36.132
5 -	1:30.472	46.908	2:17.380 (3)	77.79	1.925	09:42:53.512

P22 50		Paul ROBSON		Kawaski ZX6R - RBProperty services & Environment Lighting		
IDEAL LAP TIME : 2:15.994		BEST LAP TIME : 2:16.405		DIFFERENCE : 0.411		
LAP	SECTOR 1	SECTOR 2	LAP TIME	MPH	DIFF	TIME OF DAY
1 -	1:37.129	46.877	2:24.006	74.21	7.601	09:33:47.775
2 -	1:31.740	<b>46.011</b>	2:17.751 (2)	77.58	1.346	09:36:05.526
3 -	<b>1:29.983</b>	46.422	<b>2:16.405 (1)</b>	<b>78.35</b>		<b>09:38:21.931</b>
4 -	1:31.631	46.503	2:18.134 (3)	77.37	1.729	09:40:40.065
5 -	1:31.368	48.068	2:19.436	76.65	3.031	09:42:59.501

P23 6 E		Andrew FIRTH		Yamaha YZF-R1 - LTRmotorcycles.co.uk / Palmer Race Skool /		
IDEAL LAP TIME : 2:16.595		BEST LAP TIME : 2:16.595		DIFFERENCE : 0.000		
LAP	SECTOR 1	SECTOR 2	LAP TIME	MPH	DIFF	TIME OF DAY
1 -	1:40.898	48.796	2:29.694	71.39	13.099	09:33:57.103
2 -	1:34.457	46.448	2:20.905 (3)	75.85	4.310	09:36:18.008
3 -	1:32.585	48.961	2:21.546	75.50	4.951	09:38:39.554
4 -	1:33.482	46.821	2:20.303 (2)	76.17	3.708	09:40:59.857
5 -	<b>1:30.470</b>	<b>46.125</b>	<b>2:16.595 (1)</b>	<b>78.24</b>		<b>09:43:16.452</b>

P24 24 E		Mark REYNOLDS		Aprilia MILLE -		
IDEAL LAP TIME : 2:17.111		BEST LAP TIME : 2:17.279		DIFFERENCE : 0.168		
LAP	SECTOR 1	SECTOR 2	LAP TIME	MPH	DIFF	TIME OF DAY
1 -	1:42.079	46.804	2:28.883	71.78	11.604	09:33:47.214
2 -	1:34.967	<b>46.094</b>	2:21.061	75.76	3.782	09:36:08.275
3 -	<b>1:31.017</b>	46.262	<b>2:17.279 (1)</b>	<b>77.85</b>		<b>09:38:25.554</b>
4 -	1:31.113	48.159	2:19.272 (3)	76.74	1.993	09:40:44.826
5 -	1:31.454	47.243	2:18.697 (2)	77.06	1.418	09:43:03.523

Weather / Track : Cloudy / Dry

Snetterton 300  
Circuit Length = 2.9689 miles  
Start: 09:30 Flag 09:42 End: 09:44

# BMCRC - MRO Championships 2021 - Rnd 2 @ Snetterton 300

Thunderbike Sport & Thunderbike Extreme

## QUALIFYING - SECTOR ANALYSIS



SECTOR 1 = FL to I1, SECTOR 2 = I1 to FL, DIFF = Difference To Personal Best Lap, P = Crossed Finish Line in Pit Lane, D = Time Disallowed

P25 37 E		Ricky WOODS		Suzuki GSXR 600 - KTS Vehicle Repairs			
IDEAL LAP TIME : 2:16.482		BEST LAP TIME : 2:17.754		DIFFERENCE : 1.272			
LAP	SECTOR 1	SECTOR 2	LAP TIME	MPH	DIFF	TIME OF DAY	
1 -	1:38.258	48.826	2:27.084	72.66	9.330	09:33:43.854	
2 -	1:32.483	47.242	2:19.725 (3)	76.49	1.971	09:36:03.579	
3 -	1:31.769	<b>46.315</b>	2:18.084 (2)	77.40	0.330	09:38:21.663	
4 -	1:32.431	48.269	2:20.700	75.96	2.946	09:40:42.363	
5 -	<b>1:30.167</b>	47.587	<b>2:17.754 (1)</b>	<b>77.58</b>		<b>09:43:00.117</b>	

P26 46 E		Adrian DRAPER		Suzuki GSXR 750 - droopy racing uk			
IDEAL LAP TIME : 2:18.976		BEST LAP TIME : 2:20.137		DIFFERENCE : 1.161			
LAP	SECTOR 1	SECTOR 2	LAP TIME	MPH	DIFF	TIME OF DAY	
1 -	1:42.200	50.500	2:32.700	69.99	12.563	09:33:58.275	
2 -	1:34.194	<b>46.778</b>	2:20.972 (3)	75.81	0.835	09:36:19.247	
3 -	<b>1:32.198</b>	48.531	2:20.729 (2)	75.94	0.592	09:38:39.976	
4 -	1:35.084	48.649	2:23.733	74.36	3.596	09:41:03.709	
5 -	1:32.989	47.148	<b>2:20.137 (1)</b>	<b>76.26</b>		<b>09:43:23.846</b>	

P27 333 R		Mark STUBBERFIELD		Suzuki SV650 SUPERTWIN -			
IDEAL LAP TIME : 2:21.159		BEST LAP TIME : 2:21.159		DIFFERENCE : 0.000			
LAP	SECTOR 1	SECTOR 2	LAP TIME	MPH	DIFF	TIME OF DAY	
1 -	1:38.949	48.484	2:27.433	72.49	6.274	09:33:20.242	
2 -	1:33.852	48.321	2:22.173 (2)	75.17	1.014	09:35:42.415	
3 -	1:35.015	48.366	2:23.381	74.54	2.222	09:38:05.796	
4 -	1:34.169	48.715	2:22.884 (3)	74.80	1.725	09:40:28.680	
5 -	<b>1:33.647</b>	<b>47.512</b>	<b>2:21.159 (1)</b>	<b>75.71</b>		<b>09:42:49.839</b>	

P28 80 R		Stephen LANE		Kawasaki ZX6R -			
IDEAL LAP TIME : 2:21.871		BEST LAP TIME : 2:22.262		DIFFERENCE : 0.391			
LAP	SECTOR 1	SECTOR 2	LAP TIME	MPH	DIFF	TIME OF DAY	
1 -	1:41.185	49.231	2:30.416	71.05	8.154	09:33:26.699	
2 -	1:35.061	48.890	2:23.951	74.24	1.689	09:35:50.650	
3 -	1:34.767	<b>48.443</b>	2:23.210 (2)	74.63	0.948	09:38:13.860	
4 -	1:33.661	50.173	2:23.834 (3)	74.30	1.572	09:40:37.694	
5 -	<b>1:33.428</b>	48.834	<b>2:22.262 (1)</b>	<b>75.12</b>		<b>09:42:59.956</b>	

P29 254 E		Rick WINDAS		Ducati 998 - Army Medical Services			
IDEAL LAP TIME : 2:22.396		BEST LAP TIME : 2:22.773		DIFFERENCE : 0.377			
LAP	SECTOR 1	SECTOR 2	LAP TIME	MPH	DIFF	TIME OF DAY	
1 -	1:40.270	49.704	2:29.974	71.26	7.201	09:33:45.956	
2 -	1:36.325	<b>47.773</b>	2:24.098 (2)	74.17	1.325	09:36:10.054	
3 -	1:36.279	48.660	2:24.939 (3)	73.74	2.166	09:38:34.993	
4 -	1:38.462	51.162	2:29.624	71.43	6.851	09:41:04.617	
5 -	<b>1:34.623</b>	48.150	<b>2:22.773 (1)</b>	<b>74.86</b>		<b>09:43:27.390</b>	

P30 49 R		Oli CHAYTOR		Yamaha R6 - PearTree Racing			
IDEAL LAP TIME : 2:22.336		BEST LAP TIME : 2:23.163		DIFFERENCE : 0.827			
LAP	SECTOR 1	SECTOR 2	LAP TIME	MPH	DIFF	TIME OF DAY	
1 -	1:39.497	49.993	2:29.490	71.49	6.327	09:33:24.724	
2 -	1:35.846	<b>47.837</b>	2:23.683 (2)	74.38	0.520	09:35:48.407	
3 -	1:34.742	48.421	<b>2:23.163 (1)</b>	<b>74.65</b>		<b>09:38:11.570</b>	
4 -	1:35.151	49.179	2:24.330 (3)	74.05	1.167	09:40:35.900	

Weather / Track : Cloudy / Dry

Snetterton 300  
Circuit Length = 2.9689 miles  
Start: 09:30 Flag 09:42 End: 09:44

# BMCRC - MRO Championships 2021 - Rnd 2 @ Snetterton 300

Thunderbike Sport & Thunderbike Extreme

## QUALIFYING - SECTOR ANALYSIS



SECTOR 1 = FL to I1, SECTOR 2 = I1 to FL, DIFF = Difference To Personal Best Lap, P = Crossed Finish Line in Pit Lane, D = Time Disallowed

LAP	SECTOR 1	SECTOR 2	LAP TIME	MPH	DIFF	TIME OF DAY
<b>P31 513 R Pablo ROMERO</b> Suzuki GSXR600 - The Sausage Racing Team						
IDEAL LAP TIME : 2:24.498		BEST LAP TIME : 2:25.033		DIFFERENCE : 0.535		
1 -	1:47.717	50.995	2:38.712	67.34	13.679	09:33:59.024
2 -	1:37.432	50.194	2:27.626 (2)	72.39	2.593	09:36:26.650
3 -	1:38.794	<b>49.794</b>	2:28.588 (3)	71.93	3.555	09:38:55.238
4 -	<b>1:34.704</b>	50.329	<b>2:25.033 (1)</b>	<b>73.69</b>		<b>09:41:20.271</b>
5 -	1:39.668	49.921	2:29.589	71.44	4.556	09:43:49.860
<b>P32 185 R Ben LOGAN</b> Kawasaki ZX6R -						
IDEAL LAP TIME : 2:25.600		BEST LAP TIME : 2:25.600		DIFFERENCE : 0.000		
1 -	1:41.734	50.742	2:32.476 (2)	70.09	6.876	09:33:24.532
2 -	<b>1:36.364</b>	<b>49.236</b>	<b>2:25.600 (1)</b>	<b>73.40</b>		<b>09:35:50.132</b>
<b>P33 101 Glen TRIPP</b> Honda CBR 600FW - yaki too racing						
IDEAL LAP TIME : 2:25.667		BEST LAP TIME : 2:25.667		DIFFERENCE : 0.000		
1 -	1:45.915	50.807	2:36.722	68.19	11.055	09:33:58.063
2 -	1:37.199	50.519	2:27.718 (3)	72.35	2.051	09:36:25.781
3 -	<b>1:36.425</b>	<b>49.242</b>	<b>2:25.667 (1)</b>	<b>73.37</b>		<b>09:38:51.448</b>
4 -	1:36.889	50.158	2:27.047 (2)	72.68	1.380	09:41:18.495
<b>P34 286 R Michael HALES</b> Suzuki GSXR 600 - Cambs car collection						
IDEAL LAP TIME : 2:25.337		BEST LAP TIME : 2:25.958		DIFFERENCE : 0.621		
1 -	1:45.592	50.242	2:35.834	68.58	9.876	09:33:55.558
2 -	1:40.046	50.439	2:30.485	71.02	4.527	09:36:26.043
3 -	1:37.517	<b>48.609</b>	2:26.126 (2)	73.14	0.168	09:38:52.169
4 -	<b>1:36.728</b>	50.330	2:27.058 (3)	72.67	1.100	09:41:19.227
5 -	1:36.874	49.084	<b>2:25.958 (1)</b>	<b>73.22</b>		<b>09:43:45.185</b>
<b>P35 129 E Derek CRIPPS</b> Yamaha R1 - Kelly Cripps - Team FBR						
IDEAL LAP TIME : 2:29.469		BEST LAP TIME : 2:29.469		DIFFERENCE : 0.000		
1 -	<b>1:41.783</b>	<b>47.686</b>	<b>2:29.469 (1)</b>	<b>71.50</b>		<b>09:33:54.915</b>
<b>P36 22 Matthew MAY</b> Honda CBR600FY - Late Breakers						
IDEAL LAP TIME : 2:31.308		BEST LAP TIME : 2:31.308		DIFFERENCE : 0.000		
1 -	1:44.243	53.417	2:37.660 (2)	67.79	6.352	09:33:54.826
2 -	<b>1:40.355</b>	<b>50.953</b>	<b>2:31.308 (1)</b>	<b>70.63</b>		<b>09:36:26.134</b>
<b>P37 18 E Stuart ALBON</b> Honda 954 Fireblade - Winter Sun Skydiving						
IDEAL LAP TIME : 2:38.610		BEST LAP TIME : 2:38.610		DIFFERENCE : 0.000		
1 -	2:04.041	57.776	3:01.817	58.78	23.207	09:34:18.501
2 -	1:50.559	55.036	2:45.595 (3)	64.54	6.985	09:37:04.096
3 -	1:48.365	54.332	2:42.697 (2)	65.69	4.087	09:39:46.793
4 -	<b>1:45.792</b>	<b>52.818</b>	<b>2:38.610 (1)</b>	<b>67.38</b>		<b>09:42:25.403</b>

Weather / Track : Cloudy / Dry

Snetterton 300  
Circuit Length = 2.9689 miles  
Start: 09:30 Flag 09:42 End: 09:44

# BMCRC - MRO Championships 2021 - Rnd 2 @ Snetterton 300

## Thunderbike Sport & Thunderbike Extreme

### QUALIFYING - BEST SECTORS

SECTOR 1			SECTOR 2			IDEAL / BEST COMPARISON						
POS	NO	NAME	TIME	NO	NAME	TIME	POS	NO	NAME	IDEAL	BEST	DIFF
									<b>PERFECT LAP</b>	<b>2:04.926</b>		
1	52	FRICKER	1:22.903	961	SIM	42.023	1	52	FRICKER	2:04.968	2:04.968	0.000
2	961	SIM	1:23.636	52	FRICKER	42.065	2	961	SIM	2:05.659	2:06.078	0.419
3	117	STAGG	1:24.152	77	MAY	42.085	3	117	STAGG	2:07.166	2:07.166	0.000
4	51	HOGARTH	1:24.808	54	JAMISON	42.520	4	77	MAY	2:07.189	2:07.189	0.000
5	77	MAY	1:25.104	138	REVELEY	42.548	5	51	HOGARTH	2:07.542	2:08.189	0.647
6	138	REVELEY	1:25.438	51	HOGARTH	42.734	6	138	REVELEY	2:07.986	2:08.406	0.420
7	48	WALLIS	1:25.969	117	STAGG	43.014	7	54	JAMISON	2:08.503	2:08.762	0.259
8	54	JAMISON	1:25.983	44	DAVIES	43.595	8	48	WALLIS	2:09.611	2:09.611	0.000
9	44	DAVIES	1:26.247	48	WALLIS	43.642	9	44	DAVIES	2:09.842	2:09.906	0.064
10	25	DAY	1:26.490	81	MAY	43.679	10	624	FEDRICK	2:10.621	2:10.621	0.000
11	624	FEDRICK	1:26.911	624	FEDRICK	43.710	11	25	DAY	2:10.785	2:11.027	0.242
12	168	DALRYMPLE	1:26.924	32	WILLIAMS	43.897	12	81	MAY	2:11.005	2:11.005	0.000
13	32	WILLIAMS	1:27.178	351	DIGBY-BAKER	44.134	13	32	WILLIAMS	2:11.075	2:11.075	0.000
14	75	MAY	1:27.287	84	BRANCO	44.135	14	168	DALRYMPLE	2:11.307	2:11.307	0.000
15	81	MAY	1:27.326	25	DAY	44.295	15	84	BRANCO	2:11.857	2:11.857	0.000
16	84	BRANCO	1:27.722	168	DALRYMPLE	44.383	16	75	MAY	2:12.247	2:12.675	0.428
17	109	BELL	1:28.423	109	BELL	44.745	17	109	BELL	2:13.168	2:13.168	0.000
18	55	HODGINS	1:29.015	75	MAY	44.960	18	351	DIGBY-BAKER	2:13.544	2:13.544	0.000
19	35	HARVEY	1:29.308	55	HODGINS	45.058	19	55	HODGINS	2:14.073	2:14.083	0.010
20	12	TAYLOR	1:29.348	12	TAYLOR	45.180	20	35	HARVEY	2:14.497	2:15.455	0.958
21	351	DIGBY-BAKER	1:29.410	35	HARVEY	45.189	21	12	TAYLOR	2:14.528	2:14.528	0.000
22	50	ROBSON	1:29.983	50	ROBSON	46.011	22	50	ROBSON	2:15.994	2:16.405	0.411
23	37	WOODS	1:30.167	24	REYNOLDS	46.094	23	37	WOODS	2:16.482	2:17.754	1.272
24	6	FIRTH	1:30.470	6	FIRTH	46.125	24	6	FIRTH	2:16.595	2:16.595	0.000
25	24	REYNOLDS	1:31.017	37	WOODS	46.315	25	24	REYNOLDS	2:17.111	2:17.279	0.168
26	46	DRAPER	1:32.198	46	DRAPER	46.778	26	46	DRAPER	2:18.976	2:20.137	1.161
27	80	LANE	1:33.428	333	STUBBERFIELD	47.512	27	333	STUBBERFIELD	2:21.159	2:21.159	0.000
28	333	STUBBERFIELD	1:33.647	129	CRIPPS	47.686	28	80	LANE	2:21.871	2:22.262	0.391
29	49	CHAYTOR	1:34.499	254	WINDAS	47.773	29	49	CHAYTOR	2:22.336	2:23.163	0.827
30	254	WINDAS	1:34.623	49	CHAYTOR	47.837	30	254	WINDAS	2:22.396	2:22.773	0.377
31	513	ROMERO	1:34.704	80	LANE	48.443	31	513	ROMERO	2:24.498	2:25.033	0.535
32	185	LOGAN	1:36.364	286	HALES	48.609	32	286	HALES	2:25.337	2:25.958	0.621
33	101	TRIPP	1:36.425	185	LOGAN	49.236	33	185	LOGAN	2:25.600	2:25.600	0.000
34	286	HALES	1:36.728	101	TRIPP	49.242	34	101	TRIPP	2:25.667	2:25.667	0.000
35	22	MAY	1:40.355	513	ROMERO	49.794	35	129	CRIPPS	2:29.469	2:29.469	0.000
36	129	CRIPPS	1:41.783	22	MAY	50.953	36	22	MAY	2:31.308	2:31.308	0.000
37	18	ALBON	1:45.792	18	ALBON	52.818	37	18	ALBON	2:38.610	2:38.610	0.000

Weather / Track : Cloudy / Dry

Snetterton 300

Circuit Length = 2.9689 miles

Start: 09:30 Flag 09:42 End: 09:44

Results can be found at [www.tsl-timing.com](http://www.tsl-timing.com)

Printed - 09:44 Saturday, 29 May 2021

# BMCRC - MRO Championships 2021 - Rnd 2 @ Snetterton 300

## Thunderbike Sport & Thunderbike Extreme

### QUALIFYING - STATISTICS

**Competitors Started** 37  
**Planned Start** 2021-05-29 @ 09:36:00.000  
**Actual Start** 2021-05-29 @ 09:30:40.501  
**Finish Time** 2021-05-29 @ 09:42:24.112  
**Track Length** 2.9689mi.  
**Total Laps** 176  
**Total Distance Covered** 522.5284mi.

### Session Fastest Lap History

NO	CL	NAME	LAP TIME	TIME OF DAY	LAP	VEHICLE
51	E	Michael HOGARTH	2:14.320	09:33:02.883	1	Honda SP1
54		Adam JAMISON	2:14.058	09:33:03.384	1	Yamaha R6
961	E	Jack SIM	2:13.794	09:33:04.736	1	Yamaha R6
51	E	Michael HOGARTH	2:09.580	09:35:12.463	2	Honda SP1
961	E	Jack SIM	2:08.372	09:35:13.109	2	Yamaha R6
961	E	Jack SIM	2:07.989	09:37:21.097	3	Yamaha R6
52		Elliot FRICKER	2:07.700	09:37:21.482	3	Honda CBR600
77	E	David MAY	2:07.189	09:37:24.315	3	Suzuki GSXR 750 K1
52		Elliot FRICKER	2:04.968	09:41:34.021	5	Honda CBR600

### Flag History

TYPE	TIME OF DAY
GREEN	09:30:40.501
FINISH	09:42:24.112

### Flag Statistics

TYPE	COUNT	TOTAL LAPS	TOTAL TIME
Green	1	6	13:51.793
Red	0	0	0.000
Safety Car	0	0	0.000
FCY	0	0	0.000

# BMCRC - MRO Championships 2021 - Rnd 2 @ Snetterton 300

## Thunderbike Sport & Thunderbike Extreme

### QUALIFYING - STATISTICS

CLASS : E

17 Starters

#### Fastest Lap History

NO	NAME	LAP TIME	TIME OF DAY	LAP	VEHICLE
51	Michael HOGARTH	<b>2:14.320</b>	09:33:02.883	1	Honda SP1
961	Jack SIM	<b>2:13.794</b>	09:33:04.736	1	Yamaha R6
51	Michael HOGARTH	<b>2:09.580</b>	09:35:12.463	2	Honda SP1
961	Jack SIM	<b>2:08.372</b>	09:35:13.109	2	Yamaha R6
961	Jack SIM	<b>2:07.989</b>	09:37:21.097	3	Yamaha R6
77	David MAY	<b>2:07.189</b>	09:37:24.315	3	Suzuki GSXR 750 K1
961	Jack SIM	<b>2:06.078</b>	09:41:34.737	5	Yamaha R6

Weather / Track : Cloudy / Dry

Results can be found at [www.tsl-timing.com](http://www.tsl-timing.com)

Page 2 of 4

Snetterton 300  
Circuit Length = 2.9689 miles  
Start: 09:30 Flag 09:42 End: 09:44

Printed - 09:45 Saturday, 29 May 2021



# BMCRC - MRO Championships 2021 - Rnd 2 @ Snetterton 300

## Thunderbike Sport & Thunderbike Extreme

### QUALIFYING - STATISTICS

CLASS :

13 Starters

#### Fastest Lap History

NO	NAME	LAP TIME	TIME OF DAY	LAP	VEHICLE
54	Adam JAMISON	<b>2:14.058</b>	09:33:03.384	1	Yamaha R6
54	Adam JAMISON	<b>2:10.226</b>	09:35:13.610	2	Yamaha R6
52	Elliot FRICKER	<b>2:08.680</b>	09:35:13.782	2	Honda CBR600
52	Elliot FRICKER	<b>2:07.700</b>	09:37:21.482	3	Honda CBR600
52	Elliot FRICKER	<b>2:07.570</b>	09:39:29.053	4	Honda CBR600
52	Elliot FRICKER	<b>2:04.968</b>	09:41:34.021	5	Honda CBR600

Weather / Track : Cloudy / Dry

Results can be found at [www.tsl-timing.com](http://www.tsl-timing.com)

Page 3 of 4

Snetterton 300  
Circuit Length = 2.9689 miles  
Start: 09:30 Flag 09:42 End: 09:44

Printed - 09:45 Saturday, 29 May 2021

# BMCRC - MRO Championships 2021 - Rnd 2 @ Snetterton 300

## Thunderbike Sport & Thunderbike Extreme

### QUALIFYING - STATISTICS

CLASS : R

9 Starters

#### Fastest Lap History

NO	NAME	LAP TIME	TIME OF DAY	LAP	VEHICLE
333	Mark STUBBERFIELD	2:27.433	09:33:20.266	1	Suzuki SV650 SUPERTWIN
32	Jack WILLIAMS	2:27.406	09:33:45.241	1	Honda CBR600
168	Aaron DALRYMPLE	2:25.464	09:33:46.199	1	Suzuki GSXR 600
333	Mark STUBBERFIELD	2:22.173	09:35:42.440	2	Suzuki SV650 SUPERTWIN
168	Aaron DALRYMPLE	2:14.091	09:36:00.307	2	Suzuki GSXR 600
168	Aaron DALRYMPLE	2:13.389	09:38:13.696	3	Suzuki GSXR 600
109	Marc BELL	2:13.168	09:40:50.056	4	Yamaha R6 5SL
168	Aaron DALRYMPLE	2:11.307	09:42:39.363	5	Suzuki GSXR 600
32	Jack WILLIAMS	2:11.075	09:42:42.859	5	Honda CBR600

Weather / Track : Cloudy / Dry

Results can be found at [www.tsl-timing.com](http://www.tsl-timing.com)

Page 4 of 4

Snetterton 300  
Circuit Length = 2.9689 miles  
Start: 09:30 Flag 09:42 End: 09:44

Printed - 09:45 Saturday, 29 May 2021

# BMCRC - MRO Championships 2021 - Rnd 2 @ Snetterton 300

## Thunderbike Ultra & Thunderbike Extreme

### QUALIFYING - COMBINED CLASSIFICATION

POS	NO	CL	PIC NAME	ENTRY	FIRST		SECOND		GAP	DIFF
					TIME	LAPS	TIME	LAPS		
1	11	U	1	Josh HARVEY	Yamaha R1 - NR Racing	1:59.706	4		0	
2	43	U	2	Steve PALMER	Suzuki GSXR1000 K6 - K6/Mk1 Transit racing	2:03.126	5		0	3.420
3	5	U	3	Stacey KILLWORTH	Suzuki GSXR 1000 - Greenplant/Everns	2:03.148	5		0	3.442
4	41	U	4	David ABRAHAM	Yamaha R1 - Cambridge Motorcycles	2:04.089	5		0	4.383
5	80	U	5	Mike YATES	Ducati 1198 - R-EM Tyre Covers	2:05.601	4		0	5.895
6	165	U	6	Richard BUTT	Suzuki GSXR1000 -	2:05.798	6		0	6.092
7	961	E	1	Jack SIM	Yamaha R6 - Platform Lift Engineers Ltd		0	2:06.078	6	6.372
8	421	U	7	Daniel TINSLEY	Yamaha R1 -	2:06.176	5		0	6.470
9	102	U	8	James FEARN	Suzuki GSXR1000 - Jwf tiling, palmer race skool, the f	2:06.537	6		0	6.831
10	90	U	9	Edward WATSON	Suzuki GSXR 1000 - TEA Time Racing	2:06.603	6		0	6.897
11	78	U	10	Jamie THOMAS	Suzuki GSXR 1000 - Team RubyRacing	2:06.673	5		0	6.967
12	29	U	11	Cecil DINSMORE	Suzuki GSXR 1000 - KnC Motorsport	2:06.713	5		0	7.007
13	82	U	12	Matt HINNELLS	Yamaha R1 - BD Racing	2:07.039	6		0	7.333
14	258	U	13	Ande FRIEND	Kawasaki ZX10R - Flying colours Motorcycle Training	2:07.052	5		0	7.346
15	117	E	2	Raymond STAGG	Suzuki K2 750 -		0	2:07.166	6	7.460
16	77	E	3	David MAY	Suzuki GSXR 750 K1 - ELP Racing		0	2:07.189	3	7.483
17	60	U	14	Liam McCARTER	Yamaha R1 -	2:07.838	5		0	8.132
18	51	E	4	Michael HOGARTH	Honda SP1 - WHR Racing		0	2:08.189	6	8.483
19	17	U	15	Jordan KILLWORTH	Kawasaki ZX-10R -	2:08.369	5		0	8.663
20	138	E	5	James REVELEY	Yamaha R6 - PCN Racing		0	2:08.406	6	8.700
21	44	E	6	Denzil DAVIES	Suzuki GSXR 750 - Advance Mouldings Ltd		0	2:09.906	5	10.200
22	23	U	16	Justin ROSE	Yamaha R1 -	2:11.710	5		0	12.004
23	75	E	7	Stewart MAY	Honda CBR600F3 - Moths in the wallet		0	2:12.675	5	12.969
24	55	E	8	Nick HODGINS	Suzuki GSXR 750 - Dad, Claire, Super Sam, ASR, Caz		0	2:14.083	5	14.377
25	12	E	9	Russell TAYLOR	Suzuki GSXR 750 -		0	2:14.528	5	14.822
26	35	E	10	Stephen HARVEY	Yamaha YZF R1 -		0	2:15.455	5	15.749
27	6	E	11	Andrew FIRTH	Yamaha YZF-R1 - LTRmotorcycles.co.uk / Palmer Ra		0	2:16.595	5	16.889
28	20	U	17	Connor SWYER	Suzuki GSXR 1000 K6 - WSC Performace & Owkay cl	2:17.088	5		0	17.382
29	24	E	12	Mark REYNOLDS	Aprilia MILLE -		0	2:17.279	5	17.573
30	37	E	13	Ricky WOODS	Suzuki GSXR 600 - KTS Vehicle Repairs		0	2:17.754	5	18.048
31	46	E	14	Adrian DRAPER	Suzuki GSXR 750 - droopy racing uk		0	2:20.137	5	20.431
32	254	E	15	Rick WINDAS	Ducati 998 - Army Medical Services		0	2:22.773	5	23.067
33	21	U	18	Danny BRENNAN	Yamaha R1 - Greenplantuk	2:22.783	4		0	23.077
34	129	E	16	Derek CRIPPS	Yamaha R1 - Kelly Cripps - Team FBR		0	2:29.469	1	29.763
35	18	E	17	Stuart ALBON	Honda 954 Fireblade - Winter Sun Skydiving		0	2:38.610	4	38.904

Weather / Track : Cloudy / Dry

These results are provisional until the conclusion of any judicial and technical matters.

Snetterton 300

Circuit Length = 2.9689 miles

Start: 09:30 Flag 09:42 End: 09:44

Clerk Of Course :	Stewards :	Timekeeper : Craig Smith
-------------------	------------	--------------------------

# BMCRC - MRO Championships 2021 - Rnd 2 @ Snetterton 300



## Thunderbike Extreme & Ultra

### RACE 2 - GRID (5 Laps)



ROW 13	39		38	666 Tomasz GNIZDUR	37	223 Matthew MAY	
ROW 12	36	28 David SPENCER	35	18 Stuart ALBON 2:38.610	34	129 Derek CRIPPS 2:29.469	
ROW 11		33	21 Danny BRENNAN 2:22.783	32	254 Rick WINDAS 2:22.773	31	46 Adrian DRAPER 2:20.137
ROW 10	30	37 Ricky WOODS 2:17.754	29	24 Mark REYNOLDS 2:17.279	28	20 Connor SWYER 2:17.088	
ROW 9		27	6 Andrew FIRTH 2:16.595	26	35 Stephen HARVEY 2:15.455	25	12 Russell TAYLOR 2:14.528
ROW 8	24	55 Nick HODGINS 2:14.083	23	75 Stewart MAY 2:12.675	22	23 Justin ROSE 2:11.710	
ROW 7		21	44 Denzil DAVIES 2:09.906	20	138 James REVELEY 2:08.406	19	17 Jordan KILLWORTH 2:08.369
ROW 6	18	51 Michael HOGARTH 2:08.189	17	60 Liam McCARTER 2:07.838	16	77 David MAY 2:07.189	
ROW 5		15	117 Raymond STAGG 2:07.166	14	258 Ande FRIEND 2:07.052	13	82 Matt HINNELLS 2:07.039
ROW 4	12	29 Cecil DINSMORE 2:06.713	11	78 Jamie THOMAS 2:06.673	10	90 Edward WATSON 2:06.603	
ROW 3		9	102 James FEARN 2:06.537	8	421 Daniel TINSLEY 2:06.176	7	961 Jack SIM 2:06.078
ROW 2	6	165 Richard BUTT 2:05.798	5	80 Mike YATES 2:05.601	4	41 David ABRAHAM 2:04.089	
ROW 1		3	5 Stacey KILLWORTH 2:03.148	2	43 Steve PALMER 2:03.126	1	11 Josh HARVEY 1:59.706
<b>Pole</b>							

Snetterton 300  
Circuit Length = 2.9689 miles

These results are provisional until the conclusion of any judicial and technical matters.

Clerk Of Course :	Stewards :	Timekeeper : Craig Smith
-------------------	------------	--------------------------

Results can be found at [www.tsl-timing.com](http://www.tsl-timing.com)

Printed - 09:49 Saturday, 29 May 2021



# BMCR - MRO Championships 2021 - Rnd 2 @ Snetterton 300



## MRO Minitwins & BMCR Rookie Minitwins

### QUALIFYING - CLASSIFICATION

POS	NO	CL	PIC NAME	ENTRY	TIME	ON	LAPS	GAP	DIFF	MPH
1	96		1 Dan HARRIS	Suzuki SV650 - HP Racing	2:07.556	5	5			83.79
2	95		2 John REYNOLDS	Suzuki SV650 - Fins Motorcycles	2:07.570	4	5	0.014	0.014	83.78
3	232		3 Matt WETHERELL	Suzuki SV650 - MSG Racing/Lamonde.com/FWR Tyres	2:08.182	4	5	0.626	0.612	83.38
4	710		4 Craig HENSTOCK	Suzuki SV650 -	2:08.964	4	6	1.408	0.782	82.87
5	661		5 Cameron HARRIS	Suzuki SV650 - HARRIS PERFORMANCE	2:09.048	4	6	1.492	0.084	82.82
6	26		6 Glynn DAVIES	Suzuki SV650 -	2:09.638	5	5	2.082	0.590	82.44
7	78		7 Keith POVAH	Suzuki SV650 - Instagram @crap.sack	2:09.919	5	5	2.363	0.281	82.26
8	72	RMT	1 Mark GILLAM	Suzuki SV650 - No More Straps Ltd	2:10.144	6	6	2.588	0.225	82.12
9	66		8 Mitch DUCRAN	Suzuki SV650 -	2:10.829	4	5	3.273	0.685	81.69
10	166	RMT	2 Nicholas BAKER	Suzuki SV650 - K66	2:11.573	5	6	4.017	0.744	81.23
11	19		9 Kevin LILLEY	Suzuki SV650 - Trafalgar Cleaning Eqpt. / Steve Jordan	2:11.910	3	5	4.354	0.337	81.02
12	16		10 Martin COOPER	Suzuki SV650 -	2:11.971	5	6	4.415	0.061	80.98
13	12		11 Russell TAYLOR	Suzuki SV650 -	2:12.375	5	6	4.819	0.404	80.74
14	81		12 Malvern MAY	Suzuki SV650 -	2:14.618	5	5	7.062	2.243	79.39
15	73	RMT	3 Esteban LECOQ	Suzuki SV650 SK5 -	2:14.774	3	5	7.218	0.156	79.30
16	258		13 Ande FRIEND	Suzuki SV650 - Flying colours Motorcycle Training	2:14.864	2	5	7.308	0.090	79.25
17	71		14 Colin CLUNE	Suzuki SV650 -	2:15.419	4	5	7.863	0.555	78.92
18	123	RMT	4 Adam FORSYTH	Suzuki SV650 - Rock Oil	2:16.242	4	5	8.686	0.823	78.44
19	84		15 Ricardo BRANCO	Suzuki SV650 - IMP Racing	2:16.373	4	5	8.817	0.131	78.37
20	234	RMT	5 Andrew FLUX	Suzuki SV650 - Mach 1 Automotive LTD	2:16.458	5	5	8.902	0.085	78.32
21	40		16 Simon WILKINSON	Suzuki SV650 - S P Wilkinson Engineering Ltd	2:16.963	4	5	9.407	0.505	78.03
22	15		17 Harrison CROSBY	Suzuki SV650 -	2:17.869	5	5	10.313	0.906	77.52
23	62	RMT	6 James KING	Suzuki SV650 - King and Drury construction	2:18.557	4	5	11.001	0.688	77.13
24	5		18 Barry MANTELL	Suzuki SV650 S - Swedish car connection	2:19.223	1	1	11.667	0.666	76.76
25	34		19 Andrew JOHNSON	Suzuki SV650 - Rose & Charlie Racing	2:19.523	5	5	11.967	0.300	76.60
26	44		20 Tony PARKER	Suzuki SV650 - Emerald Elevators/PriceLess Copiers	2:19.544	5	5	11.988	0.021	76.59
27	144		21 Nick CRONIN	Suzuki SV650 -	2:20.092	3	5	12.536	0.548	76.29
28	561		22 David LESLIE	Suzuki SV650 -	2:20.355	5	5	12.799	0.263	76.15
29	192	RMT	7 Richard MOFFA	Suzuki SV650 -	2:20.493	5	5	12.937	0.138	76.07
30	51		23 Andrew DURANT	Suzuki SV650 -	2:20.784	3	5	13.228	0.291	75.91
31	23		24 Claire BECKETT	Suzuki SV650 - P Sheils & Sons	2:20.971	4	5	13.415	0.187	75.81
32	189	RMT	8 Mark LAWSON	Suzuki SV650 - Crawfords metal detectors	2:21.628	5	5	14.072	0.657	75.46
33	193	RMT	9 Tony BOTTO	Suzuki SV650 - TB Motorcycles	2:22.057	4	5	14.501	0.429	75.23
34	138		25 Craig JARMIN	Suzuki SV650 - BK Racing	2:22.147	5	5	14.591	0.090	75.19
35	744	RMT	11 Gary ANDERSON	Suzuki SV650 - A&M MOT Services. Guildford	2:23.138	4	4	15.582	0.991	74.66
36	47		26 Tristan BOHANAN	Suzuki SV650 - Myself	2:23.217	3	5	15.661	0.079	74.62
37	919	RMT	12 Andrew BELLIS	Suzuki SV650 -	2:24.942	3	5	17.386	1.725	73.74
38	455	RMT	13 Tyler DONOVAN	Suzuki SV650 -	2:25.836	4	4	18.280	0.894	73.28
39	63*	RMT	14 Stephen PERFITT	Suzuki SV650 -	2:25.905	2	2	18.349	0.069	73.25
40	260		27 Greg PYMM	Suzuki SV650 -	2:29.240	4	5	21.684	3.335	71.61
41	114	RMT	15 Adam CAVEY	Suzuki SV650 - PogSpeed	2:29.270	5	5	21.714	0.030	71.60
42	29	RMT	Hayden KILLWORTH	Suzuki SV650 - BK Racing	2:29.298	4	5	21.742	0.028	71.58
43	169		28 Robert MILES	Suzuki SV650 - The Bike Shop Long Eaton	2:29.765	4	4	22.209	0.467	71.36
44	18		29 Paul FIRTH	Suzuki SV650 -	2:31.152	4	5	23.596	1.387	70.71
45	116	RMT	17 Gareth FAITH	Suzuki SV650 - Sitramoto	2:32.236	2	5	24.680	1.084	70.20
46	70		30 Vanessa GILLAM	Suzuki SV650 - No More Straps Ltd	2:34.787	4	5	27.231	2.551	69.05
47	966	RMT	18 Paul LEE	Suzuki SV650 -	2:40.220	5	5	32.664	5.433	66.70

\* Bike 63 - Please fit a working transponder

Snetterton 300

Circuit Length = 2.9689 miles

Start: 10:24 Flag 10:36 End: 10:38

Weather / Track : Cloudy / Dry

These results are provisional until the conclusion of any judicial and technical matters.

Clerk Of Course :	Stewards :	Timekeeper : Craig Smith
-------------------	------------	--------------------------

Results can be found at [www.tsl-timing.com](http://www.tsl-timing.com)

Printed - 10:39 Saturday, 29 May 2021



# BMCRC - MRO Championships 2021 - Rnd 2 @ Snetterton 300

## MRO Minitwins & BMCRC Rookie Minitwins

### QUALIFYING - SECTOR ANALYSIS



SECTOR 1 = FL to I1, SECTOR 2 = I1 to FL, DIFF = Difference To Personal Best Lap, P = Crossed Finish Line in Pit Lane, D = Time Disallowed

P1 96		Dan HARRIS		Suzuki SV650 - HP Racing			
IDEAL LAP TIME : 2:07.556		BEST LAP TIME : 2:07.556		DIFFERENCE : 0.000			
LAP	SECTOR 1	SECTOR 2	LAP TIME	MPH	DIFF	TIME OF DAY	
1 -	1:29.792	44.493	2:14.285	79.59	6.729	10:28:44.490	
2 -	1:26.787	42.633	2:09.420	82.58	1.864	10:30:53.910	
3 -	1:25.464	43.610	2:09.074 (2)	82.80	1.518	10:33:02.984	
4 -	1:25.946	43.371	2:09.317 (3)	82.65	1.761	10:35:12.301	
5 -	<b>1:25.128</b>	<b>42.428</b>	<b>2:07.556 (1)</b>	<b>83.79</b>		<b>10:37:19.857</b>	

P2 95		John REYNOLDS		Suzuki SV650 - Fins Motorcycles			
IDEAL LAP TIME : 2:07.570		BEST LAP TIME : 2:07.570		DIFFERENCE : 0.000			
LAP	SECTOR 1	SECTOR 2	LAP TIME	MPH	DIFF	TIME OF DAY	
1 -	1:31.060	43.968	2:15.028	79.15	7.458	10:27:08.205	
2 -	1:26.672	42.865	2:09.537 (2)	82.50	1.967	10:29:17.742	
3 -	1:27.344	43.239	2:10.583 (3)	81.84	3.013	10:31:28.325	
4 -	<b>1:25.213</b>	<b>42.357</b>	<b>2:07.570 (1)</b>	<b>83.78</b>		<b>10:33:35.895</b>	
5 -	1:27.524	43.168	2:10.692	81.78	3.122	10:35:46.587	

P3 232		Matt WETHERELL		Suzuki SV650 - MSG Racing/Lamonde.com/FWR Tyres			
IDEAL LAP TIME : 2:08.182		BEST LAP TIME : 2:08.182		DIFFERENCE : 0.000			
LAP	SECTOR 1	SECTOR 2	LAP TIME	MPH	DIFF	TIME OF DAY	
1 -	1:30.790	44.458	2:15.248	79.02	7.066	10:27:08.908	
2 -	1:26.173	43.051	2:09.224 (2)	82.70	1.042	10:29:18.132	
3 -	1:26.458	42.793	2:09.251 (3)	82.69	1.069	10:31:27.383	
4 -	<b>1:25.527</b>	<b>42.655</b>	<b>2:08.182 (1)</b>	<b>83.38</b>		<b>10:33:35.565</b>	
5 -	1:27.126	43.097	2:10.223	82.07	2.041	10:35:45.788	

P4 710		Craig HENSTOCK		Suzuki SV650 -			
IDEAL LAP TIME : 2:08.964		BEST LAP TIME : 2:08.964		DIFFERENCE : 0.000			
LAP	SECTOR 1	SECTOR 2	LAP TIME	MPH	DIFF	TIME OF DAY	
1 -	1:32.451	44.950	2:17.401	77.78	8.437	10:27:15.285	
2 -	1:27.326	43.509	2:10.835 (3)	81.69	1.871	10:29:26.120	
3 -	1:26.862	42.918	2:09.780 (2)	82.35	0.816	10:31:35.900	
4 -	<b>1:26.394</b>	<b>42.570</b>	<b>2:08.964 (1)</b>	<b>82.87</b>		<b>10:33:44.864</b>	
5 -	1:28.683	46.867	2:15.550	78.84	6.586	10:36:00.414	
6 -	1:28.314	43.547	2:11.861	81.05	2.897	10:38:12.275	

P5 661		Cameron HARRIS		Suzuki SV650 - HARRIS PERFORMANCE			
IDEAL LAP TIME : 2:09.048		BEST LAP TIME : 2:09.048		DIFFERENCE : 0.000			
LAP	SECTOR 1	SECTOR 2	LAP TIME	MPH	DIFF	TIME OF DAY	
1 -	1:29.728	43.901	2:13.629	79.98	4.581	10:27:08.273	
2 -	1:26.665	43.421	2:10.086 (3)	82.16	1.038	10:29:18.359	
3 -	1:26.583	42.970	2:09.553 (2)	82.49	0.505	10:31:27.912	
4 -	<b>1:26.130</b>	<b>42.918</b>	<b>2:09.048 (1)</b>	<b>82.82</b>		<b>10:33:36.960</b>	
5 -	1:27.046	43.390	2:10.436	81.94	1.388	10:35:47.396	
6 -	1:26.324	45.462	2:11.786	81.10	2.738	10:37:59.182	

P6 26		Glynn DAVIES		Suzuki SV650 -			
IDEAL LAP TIME : 2:09.638		BEST LAP TIME : 2:09.638		DIFFERENCE : 0.000			
LAP	SECTOR 1	SECTOR 2	LAP TIME	MPH	DIFF	TIME OF DAY	
1 -	1:33.466	45.155	2:18.621	77.10	8.983	10:28:56.912	
2 -	1:28.316	46.007	2:14.323	79.57	4.685	10:31:11.235	
3 -	1:28.131	43.414	2:11.545 (3)	81.25	1.907	10:33:22.780	
4 -	1:26.759	43.810	2:10.569 (2)	81.85	0.931	10:35:33.349	
5 -	<b>1:26.668</b>	<b>42.970</b>	<b>2:09.638 (1)</b>	<b>82.44</b>		<b>10:37:42.987</b>	

Weather / Track : Cloudy / Dry

Snetterton 300  
Circuit Length = 2.9689 miles  
Start: 10:24 Flag 10:36 End: 10:38

# BMCRC - MRO Championships 2021 - Rnd 2 @ Snetterton 300

## MRO Minitwins & BMCRC Rookie Minitwins

### QUALIFYING - SECTOR ANALYSIS



SECTOR 1 = FL to I1, SECTOR 2 = I1 to FL, DIFF = Difference To Personal Best Lap, P = Crossed Finish Line in Pit Lane, D = Time Disallowed

P7 78		Keith POVAH		Suzuki SV650 - Instagram @crap.sack		
IDEAL LAP TIME : 2:09.919		BEST LAP TIME : 2:09.919		DIFFERENCE : 0.000		
LAP	SECTOR 1	SECTOR 2	LAP TIME	MPH	DIFF	TIME OF DAY
1 -	1:32.174	45.863	2:18.037	77.42	8.118	10:27:48.737
2 -	1:28.685	43.622	2:12.307 (3)	80.78	2.388	10:30:01.044
3 -	1:28.753	43.873	2:12.626	80.58	2.707	10:32:13.670
4 -	1:27.497	43.495	2:10.992 (2)	81.59	1.073	10:34:24.662
5 -	<b>1:27.256</b>	<b>42.663</b>	<b>2:09.919 (1)</b>	<b>82.26</b>		<b>10:36:34.581</b>

P8 72 RMT		Mark GILLAM		Suzuki SV650 - No More Straps Ltd		
IDEAL LAP TIME : 2:09.824		BEST LAP TIME : 2:10.144		DIFFERENCE : 0.320		
LAP	SECTOR 1	SECTOR 2	LAP TIME	MPH	DIFF	TIME OF DAY
1 -	1:32.286	44.788	2:17.074	77.97	6.930	10:27:15.806
2 -	1:27.667	44.263	2:11.930	81.01	1.786	10:29:27.736
3 -	<b>1:27.072</b>	43.232	2:10.304 (2)	82.02	0.160	10:31:38.040
4 -	1:27.689	43.688	2:11.377 (3)	81.35	1.233	10:33:49.417
5 -	1:27.331	44.388	2:11.719	81.14	1.575	10:36:01.136
6 -	1:27.392	<b>42.752</b>	<b>2:10.144 (1)</b>	<b>82.12</b>		<b>10:38:11.280</b>

P9 66		Mitch DUCRAN		Suzuki SV650 -		
IDEAL LAP TIME : 2:10.645		BEST LAP TIME : 2:10.829		DIFFERENCE : 0.184		
LAP	SECTOR 1	SECTOR 2	LAP TIME	MPH	DIFF	TIME OF DAY
1 -	1:30.394	44.087	2:14.481	79.47	3.652	10:27:11.379
2 -	1:27.751	43.276	2:11.027 (2)	81.57	0.198	10:29:22.406
3 -	<b>1:27.485</b>	43.661	2:11.146 (3)	81.49	0.317	10:31:33.552
4 -	1:27.513	43.316	<b>2:10.829 (1)</b>	<b>81.69</b>		<b>10:33:44.381</b>
5 -	1:28.363	<b>43.160</b>	2:11.523	81.26	0.694	10:35:55.904

P10 166 RMT		Nicholas BAKER		Suzuki SV650 - K66		
IDEAL LAP TIME : 2:11.573		BEST LAP TIME : 2:11.573		DIFFERENCE : 0.000		
LAP	SECTOR 1	SECTOR 2	LAP TIME	MPH	DIFF	TIME OF DAY
1 -	1:35.829	46.921	2:22.750	74.87	11.177	10:27:20.680
2 -	1:30.862	45.313	2:16.175	78.48	4.602	10:29:36.855
3 -	1:30.939	44.562	2:15.501	78.87	3.928	10:31:52.356
4 -	1:30.009	43.623	2:13.632 (3)	79.98	2.059	10:34:05.988
5 -	<b>1:28.105</b>	<b>43.468</b>	<b>2:11.573 (1)</b>	<b>81.23</b>		<b>10:36:17.561</b>
6 -	1:28.139	45.392	2:13.531 (2)	80.04	1.958	10:38:31.092

P11 19		Kevin LILLEY		Suzuki SV650 - Trafalgar Cleaning Eqpt. / Steve Jordan Motorcy		
IDEAL LAP TIME : 2:11.241		BEST LAP TIME : 2:11.910		DIFFERENCE : 0.669		
LAP	SECTOR 1	SECTOR 2	LAP TIME	MPH	DIFF	TIME OF DAY
1 -	1:35.638	45.511	2:21.149	75.72	9.239	10:27:40.473
2 -	1:29.043	45.440	2:14.483	79.47	2.573	10:29:54.956
3 -	<b>1:27.302</b>	44.608	<b>2:11.910 (1)</b>	<b>81.02</b>		<b>10:32:06.866</b>
4 -	1:27.696	45.151	2:12.847 (3)	80.45	0.937	10:34:19.713
5 -	1:28.489	<b>43.939</b>	2:12.428 (2)	80.70	0.518	10:36:32.141

P12 16		Martin COOPER		Suzuki SV650 -		
IDEAL LAP TIME : 2:11.415		BEST LAP TIME : 2:11.971		DIFFERENCE : 0.556		
LAP	SECTOR 1	SECTOR 2	LAP TIME	MPH	DIFF	TIME OF DAY
1 -	1:33.677	45.702	2:19.379	76.68	7.408	10:27:18.617
2 -	1:32.762	44.885	2:17.647	77.64	5.676	10:29:36.264
3 -	1:29.741	44.388	2:14.129	79.68	2.158	10:31:50.393
4 -	1:28.304	44.461	2:12.765 (2)	80.50	0.794	10:34:03.158
5 -	1:27.952	<b>44.019</b>	<b>2:11.971 (1)</b>	<b>80.98</b>		<b>10:36:15.129</b>
6 -	<b>1:27.396</b>	45.469	2:12.865 (3)	80.44	0.894	10:38:27.994

Weather / Track : Cloudy / Dry

Snetterton 300  
Circuit Length = 2.9689 miles  
Start: 10:24 Flag 10:36 End: 10:38

# BMCRC - MRO Championships 2021 - Rnd 2 @ Snetterton 300

## MRO Minitwins & BMCRC Rookie Minitwins

### QUALIFYING - SECTOR ANALYSIS



SECTOR 1 = FL to I1, SECTOR 2 = I1 to FL, DIFF = Difference To Personal Best Lap, P = Crossed Finish Line in Pit Lane, D = Time Disallowed

P13 12		Russell TAYLOR		Suzuki SV650 -		
IDEAL LAP TIME : 2:12.126		BEST LAP TIME : 2:12.375		DIFFERENCE : 0.249		
LAP	SECTOR 1	SECTOR 2	LAP TIME	MPH	DIFF	TIME OF DAY
1 -	1:34.431	46.251	2:20.682	75.97	8.307	10:27:17.544
2 -	1:32.297	45.230	2:17.527	77.71	5.152	10:29:35.071
3 -	1:29.988	44.736	2:14.724	79.33	2.349	10:31:49.795
4 -	1:29.660	44.643	2:14.303 (3)	79.58	1.928	10:34:04.098
5 -	1:28.547	<b>43.828</b>	<b>2:12.375 (1)</b>	<b>80.74</b>		<b>10:36:16.473</b>
6 -	<b>1:28.298</b>	44.693	2:12.991 (2)	80.36	0.616	10:38:29.464

P14 81		Malvern MAY		Suzuki SV650 -		
IDEAL LAP TIME : 2:14.567		BEST LAP TIME : 2:14.618		DIFFERENCE : 0.051		
LAP	SECTOR 1	SECTOR 2	LAP TIME	MPH	DIFF	TIME OF DAY
1 -	1:33.427	45.222	2:18.649	77.08	4.031	10:27:55.889
2 -	1:30.836	<b>44.343</b>	2:15.179 (2)	79.06	0.561	10:30:11.068
3 -	1:31.033	46.317	2:17.350	77.81	2.732	10:32:28.418
4 -	1:31.289	45.457	2:16.746 (3)	78.16	2.128	10:34:45.164
5 -	<b>1:30.224</b>	44.394	<b>2:14.618 (1)</b>	<b>79.39</b>		<b>10:36:59.782</b>

P15 73 RMT		Esteban LECOQ		Suzuki SV650 SK5 -		
IDEAL LAP TIME : 2:14.774		BEST LAP TIME : 2:14.774		DIFFERENCE : 0.000		
LAP	SECTOR 1	SECTOR 2	LAP TIME	MPH	DIFF	TIME OF DAY
1 -	1:36.381	46.777	2:23.158	74.65	8.384	10:27:19.888
2 -	1:32.407	46.738	2:19.145	76.81	4.371	10:29:39.033
3 -	<b>1:29.357</b>	<b>45.417</b>	<b>2:14.774 (1)</b>	<b>79.30</b>		<b>10:31:53.807</b>
4 -	1:31.277	45.435	2:16.712 (2)	78.17	1.938	10:34:10.519
5 -	1:31.187	47.314	2:18.501 (3)	77.16	3.727	10:36:29.020

P16 258		Ande FRIEND		Suzuki SV650 - Flying colours Motorcycle Training		
IDEAL LAP TIME : 2:14.507		BEST LAP TIME : 2:14.864		DIFFERENCE : 0.357		
LAP	SECTOR 1	SECTOR 2	LAP TIME	MPH	DIFF	TIME OF DAY
1 -	1:36.749	45.498	2:22.247	75.13	7.383	10:28:58.739
2 -	1:29.921	44.943	<b>2:14.864 (1)</b>	<b>79.25</b>		<b>10:31:13.603</b>
3 -	1:31.825	<b>44.729</b>	2:16.554 (3)	78.27	1.690	10:33:30.157
4 -	1:30.919	46.306	2:17.225	77.88	2.361	10:35:47.382
5 -	<b>1:29.778</b>	45.221	2:14.999 (2)	79.17	0.135	10:38:02.381

P17 71		Colin CLUNE		Suzuki SV650 -		
IDEAL LAP TIME : 2:15.419		BEST LAP TIME : 2:15.419		DIFFERENCE : 0.000		
LAP	SECTOR 1	SECTOR 2	LAP TIME	MPH	DIFF	TIME OF DAY
1 -	1:36.320	46.338	2:22.658	74.92	7.239	10:27:38.433
2 -	1:31.301	47.154	2:18.455 (3)	77.19	3.036	10:29:56.888
3 -	1:31.302	45.989	2:17.291 (2)	77.84	1.872	10:32:14.179
4 -	<b>1:30.379</b>	<b>45.040</b>	<b>2:15.419 (1)</b>	<b>78.92</b>		<b>10:34:29.598</b>
5 -	1:32.169	47.702	2:19.871	76.41	4.452	10:36:49.469

P18 123 RMT		Adam FORSYTH		Suzuki SV650 - Rock Oil		
IDEAL LAP TIME : 2:15.786		BEST LAP TIME : 2:16.242		DIFFERENCE : 0.456		
LAP	SECTOR 1	SECTOR 2	LAP TIME	MPH	DIFF	TIME OF DAY
1 -	1:45.019	50.437	2:35.456	68.75	19.214	10:27:54.950
2 -	1:33.362	<b>45.298</b>	2:18.660	77.08	2.418	10:30:13.610
3 -	1:30.600	46.879	2:17.479 (3)	77.74	1.237	10:32:31.089
4 -	<b>1:30.488</b>	45.754	<b>2:16.242 (1)</b>	<b>78.44</b>		<b>10:34:47.331</b>
5 -	1:30.992	45.690	2:16.682 (2)	78.19	0.440	10:37:04.013

Weather / Track : Cloudy / Dry

Snetterton 300  
Circuit Length = 2.9689 miles  
Start: 10:24 Flag 10:36 End: 10:38



# BMCRC - MRO Championships 2021 - Rnd 2 @ Snetterton 300

## MRO Minitwins & BMCRC Rookie Minitwins

### QUALIFYING - SECTOR ANALYSIS



SECTOR 1 = FL to I1, SECTOR 2 = I1 to FL, DIFF = Difference To Personal Best Lap, P = Crossed Finish Line in Pit Lane, D = Time Disallowed

<b>P19 84</b>		<b>Ricardo BRANCO</b>		Suzuki SV650 - IMP Racing		
IDEAL LAP TIME : 2:16.032		BEST LAP TIME : 2:16.373		DIFFERENCE : 0.341		
LAP	SECTOR 1	SECTOR 2	LAP TIME	MPH	DIFF	TIME OF DAY
1 -	1:34.941	47.113	2:22.054	75.23	5.681	10:27:21.580
2 -	1:32.035	46.507	2:18.542	77.14	2.169	10:29:40.122
3 -	1:32.021	46.135	2:18.156 (3)	77.36	1.783	10:31:58.278
4 -	1:30.702	<b>45.671</b>	<b>2:16.373 (1)</b>	<b>78.37</b>		<b>10:34:14.651</b>
5 -	<b>1:30.361</b>	46.148	2:16.509 (2)	78.29	0.136	10:36:31.160

<b>P20 234 RMT</b>		<b>Andrew FLUX</b>		Suzuki SV650 - Mach 1 Automotive LTD		
IDEAL LAP TIME : 2:16.227		BEST LAP TIME : 2:16.458		DIFFERENCE : 0.231		
LAP	SECTOR 1	SECTOR 2	LAP TIME	MPH	DIFF	TIME OF DAY
1 -	1:34.789	46.897	2:21.686	75.43	5.228	10:27:17.218
2 -	1:34.769	47.148	2:21.917	75.31	5.459	10:29:39.135
3 -	1:31.976	46.001	2:17.977 (3)	77.46	1.519	10:31:57.112
4 -	1:31.621	<b>45.631</b>	2:17.252 (2)	77.87	0.794	10:34:14.364
5 -	<b>1:30.596</b>	45.862	<b>2:16.458 (1)</b>	<b>78.32</b>		<b>10:36:30.822</b>

<b>P21 40</b>		<b>Simon WILKINSON</b>		Suzuki SV650 - S P Wilkinson Engineering Ltd		
IDEAL LAP TIME : 2:16.823		BEST LAP TIME : 2:16.963		DIFFERENCE : 0.140		
LAP	SECTOR 1	SECTOR 2	LAP TIME	MPH	DIFF	TIME OF DAY
1 -	1:34.916	47.404	2:22.320	75.09	5.357	10:27:18.378
2 -	1:31.430	46.608	2:18.038 (3)	77.42	1.075	10:29:36.416
3 -	1:31.372	<b>45.883</b>	2:17.255 (2)	77.87	0.292	10:31:53.671
4 -	<b>1:30.940</b>	46.023	<b>2:16.963 (1)</b>	<b>78.03</b>		<b>10:34:10.634</b>
5 -	1:32.593	47.228	2:19.821	76.44	2.858	10:36:30.455

<b>P22 15</b>		<b>Harrison CROSBY</b>		Suzuki SV650 -		
IDEAL LAP TIME : 2:17.869		BEST LAP TIME : 2:17.869		DIFFERENCE : 0.000		
LAP	SECTOR 1	SECTOR 2	LAP TIME	MPH	DIFF	TIME OF DAY
1 -	1:42.860	49.902	2:32.762	69.96	14.893	10:28:43.339
2 -	1:35.605	48.010	2:23.615	74.42	5.746	10:31:06.954
3 -	1:33.817	46.671	2:20.488 (3)	76.07	2.619	10:33:27.442
4 -	1:33.674	46.338	2:20.012 (2)	76.33	2.143	10:35:47.454
5 -	<b>1:31.878</b>	<b>45.991</b>	<b>2:17.869 (1)</b>	<b>77.52</b>		<b>10:38:05.323</b>

<b>P23 62 RMT</b>		<b>James KING</b>		Suzuki SV650 - King and Drury construction		
IDEAL LAP TIME : 2:18.067		BEST LAP TIME : 2:18.557		DIFFERENCE : 0.490		
LAP	SECTOR 1	SECTOR 2	LAP TIME	MPH	DIFF	TIME OF DAY
1 -	1:38.526	47.267	2:25.793	73.30	7.236	10:27:30.686
2 -	1:34.838	46.616	2:21.454	75.55	2.897	10:29:52.140
3 -	1:31.895	46.675	2:18.570 (2)	77.13	0.013	10:32:10.710
4 -	1:32.345	<b>46.212</b>	<b>2:18.557 (1)</b>	<b>77.13</b>		<b>10:34:29.267</b>
5 -	<b>1:31.855</b>	47.643	2:19.498 (3)	76.61	0.941	10:36:48.765

<b>P24 5</b>		<b>Barry MANTELL</b>		Suzuki SV650 S - Swedish car connection		
IDEAL LAP TIME : 2:12.149		BEST LAP TIME : 2:19.223		DIFFERENCE : 7.074		
LAP	SECTOR 1	SECTOR 2	LAP TIME	MPH	DIFF	TIME OF DAY
1 -	1:34.993	<b>44.230</b>	<b>2:19.223 (1)</b>	<b>76.76</b>		<b>10:28:30.307</b>

Weather / Track : Cloudy / Dry

Snetterton 300  
Circuit Length = 2.9689 miles  
Start: 10:24 Flag 10:36 End: 10:38

# BMCRC - MRO Championships 2021 - Rnd 2 @ Snetterton 300

## MRO Minitwins & BMCRC Rookie Minitwins

### QUALIFYING - SECTOR ANALYSIS



SECTOR 1 = FL to I1, SECTOR 2 = I1 to FL, DIFF = Difference To Personal Best Lap, P = Crossed Finish Line in Pit Lane, D = Time Disallowed

<b>P25 34</b>		<b>Andrew JOHNSON</b>		Suzuki SV650 - Rose & Charlie Racing			
IDEAL LAP TIME : 2:19.136		BEST LAP TIME : 2:19.523		DIFFERENCE : 0.387			
LAP	SECTOR 1	SECTOR 2	LAP TIME	MPH	DIFF	TIME OF DAY	
1 -	1:39.494	<b>46.498</b>	2:25.992	73.21	6.469	10:28:50.593	
2 -	1:33.702	48.161	2:21.863 (2)	75.34	2.340	10:31:12.456	
3 -	1:33.893	48.035	2:21.928 (3)	75.30	2.405	10:33:34.384	
4 -	1:37.414	46.821	2:24.235	74.10	4.712	10:35:58.619	
5 -	<b>1:32.638</b>	46.885	<b>2:19.523 (1)</b>	<b>76.60</b>		<b>10:38:18.142</b>	

<b>P26 44</b>		<b>Tony PARKER</b>		Suzuki SV650 - Emerald Elevators/PriceLess Copiers			
IDEAL LAP TIME : 2:19.544		BEST LAP TIME : 2:19.544		DIFFERENCE : 0.000			
LAP	SECTOR 1	SECTOR 2	LAP TIME	MPH	DIFF	TIME OF DAY	
1 -	1:48.675	49.555	2:38.230	67.54	18.686	10:29:11.952	
2 -	1:34.610	47.376	2:21.986	75.27	2.442	10:31:33.938	
3 -	1:34.115	46.818	2:20.933 (2)	75.83	1.389	10:33:54.871	
4 -	1:33.667	47.865	2:21.532 (3)	75.51	1.988	10:36:16.403	
5 -	<b>1:33.219</b>	<b>46.325</b>	<b>2:19.544 (1)</b>	<b>76.59</b>		<b>10:38:35.947</b>	

<b>P27 144</b>		<b>Nick CRONIN</b>		Suzuki SV650 -			
IDEAL LAP TIME : 2:20.036		BEST LAP TIME : 2:20.092		DIFFERENCE : 0.056			
LAP	SECTOR 1	SECTOR 2	LAP TIME	MPH	DIFF	TIME OF DAY	
1 -	1:46.161	48.006	2:34.167	69.32	14.075	10:27:43.304	
2 -	1:34.686	49.371	2:24.057 (3)	74.19	3.965	10:30:07.361	
3 -	<b>1:32.681</b>	47.411	<b>2:20.092 (1)</b>	<b>76.29</b>		<b>10:32:27.453</b>	
4 -	1:33.009	<b>47.355</b>	2:20.364 (2)	76.14	0.272	10:34:47.817	
5 -	1:34.924	49.560	2:24.484	73.97	4.392	10:37:12.301	

<b>P28 561</b>		<b>David LESLIE</b>		Suzuki SV650 -			
IDEAL LAP TIME : 2:20.355		BEST LAP TIME : 2:20.355		DIFFERENCE : 0.000			
LAP	SECTOR 1	SECTOR 2	LAP TIME	MPH	DIFF	TIME OF DAY	
1 -	1:41.128	49.349	2:30.477	71.02	10.122	10:27:32.852	
2 -	1:36.176	48.667	2:24.843 (3)	73.79	4.488	10:29:57.695	
3 -	1:33.660	47.031	2:20.691 (2)	75.96	0.336	10:32:18.386	
4 -	1:37.380	48.159	2:25.539	73.43	5.184	10:34:43.925	
5 -	<b>1:33.570</b>	<b>46.785</b>	<b>2:20.355 (1)</b>	<b>76.15</b>		<b>10:37:04.280</b>	

<b>P29 192 RMT</b>		<b>Richard MOFFA</b>		Suzuki SV650 -			
IDEAL LAP TIME : 2:19.970		BEST LAP TIME : 2:20.493		DIFFERENCE : 0.523			
LAP	SECTOR 1	SECTOR 2	LAP TIME	MPH	DIFF	TIME OF DAY	
1 -	1:48.759	50.100	2:38.859	67.28	18.366	10:28:02.504	
2 -	1:39.024	49.303	2:28.327	72.05	7.834	10:30:30.831	
3 -	1:36.711	46.696	2:23.407 (3)	74.52	2.914	10:32:54.238	
4 -	<b>1:33.522</b>	47.276	2:20.798 (2)	75.91	0.305	10:35:15.036	
5 -	1:34.045	<b>46.448</b>	<b>2:20.493 (1)</b>	<b>76.07</b>		<b>10:37:35.529</b>	

<b>P30 51</b>		<b>Andrew DURANT</b>		Suzuki SV650 -			
IDEAL LAP TIME : 2:19.953		BEST LAP TIME : 2:20.784		DIFFERENCE : 0.831			
LAP	SECTOR 1	SECTOR 2	LAP TIME	MPH	DIFF	TIME OF DAY	
1 -	1:36.785	<b>46.825</b>	2:23.610	74.42	2.826	10:27:25.477	
2 -	1:33.847	47.873	2:21.720 (3)	75.41	0.936	10:29:47.197	
3 -	1:33.379	47.405	<b>2:20.784 (1)</b>	<b>75.91</b>		<b>10:32:07.981</b>	
4 -	<b>1:33.128</b>	48.411	2:21.539 (2)	75.51	0.755	10:34:29.520	
5 -	1:34.429	47.593	2:22.022	75.25	1.238	10:36:51.542	

Weather / Track : Cloudy / Dry

Snetterton 300  
Circuit Length = 2.9689 miles  
Start: 10:24 Flag 10:36 End: 10:38

# BMCRC - MRO Championships 2021 - Rnd 2 @ Snetterton 300

## MRO Minitwins & BMCRC Rookie Minitwins

### QUALIFYING - SECTOR ANALYSIS



SECTOR 1 = FL to I1, SECTOR 2 = I1 to FL, DIFF = Difference To Personal Best Lap, P = Crossed Finish Line in Pit Lane, D = Time Disallowed

<b>P31 23</b>		<b>Claire BECKETT</b>		Suzuki SV650 - P Sheils & Sons		
IDEAL LAP TIME : 2:20.033		BEST LAP TIME : 2:20.971		DIFFERENCE : 0.938		
LAP	SECTOR 1	SECTOR 2	LAP TIME	MPH	DIFF	TIME OF DAY
1 -	1:33.640	47.812	2:21.452 (2)	75.55	0.481	10:27:17.121
2 -	1:34.400	<b>47.199</b>	2:21.599 (3)	75.48	0.628	10:29:38.720
3 -	1:34.732	47.298	2:22.030	75.25	1.059	10:32:00.750
4 -	<b>1:32.834</b>	48.137	<b>2:20.971 (1)</b>	<b>75.81</b>		<b>10:34:21.721</b>
5 -	1:33.733	48.068	2:21.801	75.37	0.830	10:36:43.522

<b>P32 189 RMT</b>		<b>Mark LAWSON</b>		Suzuki SV650 - Crawfords metal detectors		
IDEAL LAP TIME : 2:21.628		BEST LAP TIME : 2:21.628		DIFFERENCE : 0.000		
LAP	SECTOR 1	SECTOR 2	LAP TIME	MPH	DIFF	TIME OF DAY
1 -	1:45.637	49.868	2:35.505	68.73	13.877	10:28:46.610
2 -	1:37.403	48.251	2:25.654	73.37	4.026	10:31:12.264
3 -	1:37.087	47.755	2:24.842 (3)	73.79	3.214	10:33:37.106
4 -	1:36.006	47.695	2:23.701 (2)	74.37	2.073	10:36:00.807
5 -	<b>1:34.591</b>	<b>47.037</b>	<b>2:21.628 (1)</b>	<b>75.46</b>		<b>10:38:22.435</b>

<b>P33 193 RMT</b>		<b>Tony BOTTO</b>		Suzuki SV650 - TB Motorcycles		
IDEAL LAP TIME : 2:22.057		BEST LAP TIME : 2:22.057		DIFFERENCE : 0.000		
LAP	SECTOR 1	SECTOR 2	LAP TIME	MPH	DIFF	TIME OF DAY
1 -	1:48.179	49.558	2:37.737	67.75	15.680	10:27:44.952
2 -	1:35.255	49.018	2:24.273 (3)	74.08	2.216	10:30:09.225
3 -	1:34.682	48.579	2:23.261 (2)	74.60	1.204	10:32:32.486
4 -	<b>1:33.810</b>	<b>48.247</b>	<b>2:22.057 (1)</b>	<b>75.23</b>		<b>10:34:54.543</b>
5 -	1:41.821	48.484	2:30.305	71.10	8.248	10:37:24.848

<b>P34 138</b>		<b>Craig JARMIN</b>		Suzuki SV650 - BK Racing		
IDEAL LAP TIME : 2:22.147		BEST LAP TIME : 2:22.147		DIFFERENCE : 0.000		
LAP	SECTOR 1	SECTOR 2	LAP TIME	MPH	DIFF	TIME OF DAY
1 -	1:39.712	49.195	2:28.907	71.77	6.760	10:28:07.555
2 -	1:37.859	49.583	2:27.442	72.49	5.295	10:30:34.997
3 -	1:37.490	47.229	2:24.719 (2)	73.85	2.572	10:32:59.716
4 -	1:37.576	47.835	2:25.411 (3)	73.50	3.264	10:35:25.127
5 -	<b>1:35.190</b>	<b>46.957</b>	<b>2:22.147 (1)</b>	<b>75.19</b>		<b>10:37:47.274</b>

<b>P35 744 RMT</b>		<b>Gary ANDERSON</b>		Suzuki SV650 - A&M MOT Services. Guildford		
IDEAL LAP TIME : 2:22.605		BEST LAP TIME : 2:23.138		DIFFERENCE : 0.533		
LAP	SECTOR 1	SECTOR 2	LAP TIME	MPH	DIFF	TIME OF DAY
1 -	OUTLAP	49.061	2:29.516	71.48	6.378	10:29:57.331
2 -	1:35.636	<b>47.717</b>	2:23.353 (2)	74.55	0.215	10:32:20.684
3 -	1:35.464	50.222	2:25.686 (3)	73.36	2.548	10:34:46.370
4 -	<b>1:34.888</b>	48.250	<b>2:23.138 (1)</b>	<b>74.66</b>		<b>10:37:09.508</b>

<b>P36 47</b>		<b>Tristan BOHANAN</b>		Suzuki SV650 - Myself		
IDEAL LAP TIME : 2:23.217		BEST LAP TIME : 2:23.217		DIFFERENCE : 0.000		
LAP	SECTOR 1	SECTOR 2	LAP TIME	MPH	DIFF	TIME OF DAY
1 -	1:37.553	50.049	2:27.602	72.41	4.385	10:28:47.340
2 -	1:36.165	48.424	2:24.589 (2)	73.92	1.372	10:31:11.929
3 -	<b>1:34.860</b>	<b>48.357</b>	<b>2:23.217 (1)</b>	<b>74.62</b>		<b>10:33:35.146</b>
4 -	1:38.783	51.449	2:30.232	71.14	7.015	10:36:05.378
5 -	1:35.135	51.238	2:26.373 (3)	73.01	3.156	10:38:31.751

Weather / Track : Cloudy / Dry

Snetterton 300  
Circuit Length = 2.9689 miles  
Start: 10:24 Flag 10:36 End: 10:38

# BMCRC - MRO Championships 2021 - Rnd 2 @ Snetterton 300

## MRO Minitwins & BMCRC Rookie Minitwins

### QUALIFYING - SECTOR ANALYSIS



SECTOR 1 = FL to I1, SECTOR 2 = I1 to FL, DIFF = Difference To Personal Best Lap, P = Crossed Finish Line in Pit Lane, D = Time Disallowed

P37 919 RMT Andrew BELLIS		Suzuki SV650 -				
IDEAL LAP TIME : 2:24.942		BEST LAP TIME : 2:24.942		DIFFERENCE : 0.000		
LAP	SECTOR 1	SECTOR 2	LAP TIME	MPH	DIFF	TIME OF DAY
1 -	1:43.838	51.850	2:35.688	68.65	10.746	10:28:41.400
2 -	1:38.436	49.511	2:27.947 (3)	72.24	3.005	10:31:09.347
3 -	<b>1:36.716</b>	<b>48.226</b>	<b>2:24.942 (1)</b>	<b>73.74</b>		<b>10:33:34.289</b>
4 -	1:38.674	48.610	2:27.284 (2)	72.56	2.342	10:36:01.573
5 -	1:38.270	51.356	2:29.626	71.43	4.684	10:38:31.199

P38 455 RMT Tyler DONOVAN		Suzuki SV650 -				
IDEAL LAP TIME : 2:25.836		BEST LAP TIME : 2:25.836		DIFFERENCE : 0.000		
LAP	SECTOR 1	SECTOR 2	LAP TIME	MPH	DIFF	TIME OF DAY
1 -	1:44.811	50.149	2:34.960 (3)	68.97	9.124	10:29:29.901
2 -	1:37.890	1:09.855	2:47.745	63.71	21.909	10:32:17.646
3 -	1:37.858	50.604	2:28.462 (2)	71.99	2.626	10:34:46.108
4 -	<b>1:36.230</b>	<b>49.606</b>	<b>2:25.836 (1)</b>	<b>73.28</b>		<b>10:37:11.944</b>

P39 63 RMT Stephen PERFITT		Suzuki SV650 -				
IDEAL LAP TIME :		BEST LAP TIME : 2:25.905		DIFFERENCE :		
LAP	SECTOR 1	SECTOR 2	LAP TIME	MPH	DIFF	TIME OF DAY
1 -	<b>OUTLAP</b>		2:39.614	66.96	13.709	10:36:02.995
2 -			<b>2:25.905 (1)</b>	<b>73.25</b>		<b>10:38:28.900</b>

P40 260 Greg PYMM		Suzuki SV650 -				
IDEAL LAP TIME : 2:27.783		BEST LAP TIME : 2:29.240		DIFFERENCE : 1.457		
LAP	SECTOR 1	SECTOR 2	LAP TIME	MPH	DIFF	TIME OF DAY
1 -	1:44.479	<b>49.488</b>	2:33.967	69.41	4.727	10:27:35.070
2 -	2:05.516	51.142	2:56.658	60.50	27.418	10:30:31.728
3 -	1:43.023	49.795	2:32.818 (3)	69.93	3.578	10:33:04.546
4 -	1:39.377	49.863	<b>2:29.240 (1)</b>	<b>71.61</b>		<b>10:35:33.786</b>
5 -	<b>1:38.295</b>	51.390	2:29.685 (2)	71.40	0.445	10:38:03.471

P41 114 RMT Adam CAVEY		Suzuki SV650 - PogSpeed				
IDEAL LAP TIME : 2:27.455		BEST LAP TIME : 2:29.270		DIFFERENCE : 1.815		
LAP	SECTOR 1	SECTOR 2	LAP TIME	MPH	DIFF	TIME OF DAY
1 -	1:44.486	50.753	2:35.239	68.84	5.969	10:28:38.089
2 -	1:40.959	50.504	2:31.463	70.56	2.193	10:31:09.552
3 -	1:39.942	49.575	2:29.517 (2)	71.48	0.247	10:33:39.069
4 -	<b>1:37.971</b>	52.846	2:30.817 (3)	70.86	1.547	10:36:09.886
5 -	1:39.786	<b>49.484</b>	<b>2:29.270 (1)</b>	<b>71.60</b>		<b>10:38:39.156</b>

P42 29 RMT Hayden KILLWORTH		Suzuki SV650 - BK Racing				
IDEAL LAP TIME : 2:27.307		BEST LAP TIME : 2:29.298		DIFFERENCE : 1.991		
LAP	SECTOR 1	SECTOR 2	LAP TIME	MPH	DIFF	TIME OF DAY
1 -	1:44.582	51.208	2:35.790	68.60	6.492	10:28:05.671
2 -	1:39.351	50.206	2:29.557 (3)	71.46	0.259	10:30:35.228
3 -	1:40.672	<b>49.275</b>	2:29.947	71.27	0.649	10:33:05.175
4 -	1:39.282	50.016	<b>2:29.298 (1)</b>	<b>71.58</b>		<b>10:35:34.473</b>
5 -	<b>1:38.032</b>	51.452	2:29.484 (2)	71.49	0.186	10:38:03.957

Weather / Track : Cloudy / Dry

Snetterton 300  
Circuit Length = 2.9689 miles  
Start: 10:24 Flag 10:36 End: 10:38

# BMCRC - MRO Championships 2021 - Rnd 2 @ Snetterton 300

## MRO Minitwins & BMCRC Rookie Minitwins

### QUALIFYING - SECTOR ANALYSIS



SECTOR 1 = FL to I1, SECTOR 2 = I1 to FL, DIFF = Difference To Personal Best Lap, P = Crossed Finish Line in Pit Lane, D = Time Disallowed

P43 169		Robert MILES		Suzuki SV650 - The Bike Shop Long Eaton			
IDEAL LAP TIME : 2:29.546		BEST LAP TIME : 2:29.765		DIFFERENCE : 0.219			
LAP	SECTOR 1	SECTOR 2	LAP TIME	MPH	DIFF	TIME OF DAY	
1 -	1:50.371	52.769	2:43.140	65.51	13.375	10:29:15.068	
2 -	1:43.336	51.439	2:34.775 (3)	69.05	5.010	10:31:49.843	
3 -	1:41.361	<b>50.321</b>	2:31.682 (2)	70.46	1.917	10:34:21.525	
4 -	<b>1:39.225</b>	50.540	<b>2:29.765 (1)</b>	<b>71.36</b>		<b>10:36:51.290</b>	

P44 18		Paul FIRTH		Suzuki SV650 -			
IDEAL LAP TIME : 2:30.602		BEST LAP TIME : 2:31.152		DIFFERENCE : 0.550			
LAP	SECTOR 1	SECTOR 2	LAP TIME	MPH	DIFF	TIME OF DAY	
1 -	1:50.100	52.363	2:42.463	65.78	11.311	10:27:51.903	
2 -	1:43.752	51.561	2:35.313	68.81	4.161	10:30:27.216	
3 -	1:40.560	50.759	2:31.319 (2)	70.63	0.167	10:32:58.535	
4 -	1:40.563	<b>50.589</b>	<b>2:31.152 (1)</b>	<b>70.71</b>		<b>10:35:29.687</b>	
5 -	<b>1:40.013</b>	52.670	2:32.683 (3)	70.00	1.531	10:38:02.370	

P45 116 RMT		Gareth FAITH		Suzuki SV650 - Sitramoto			
IDEAL LAP TIME : 2:32.183		BEST LAP TIME : 2:32.236		DIFFERENCE : 0.053			
LAP	SECTOR 1	SECTOR 2	LAP TIME	MPH	DIFF	TIME OF DAY	
1 -	1:45.010	52.541	2:37.551	67.83	5.315	10:27:38.127	
2 -	<b>1:39.705</b>	52.531	<b>2:32.236 (1)</b>	<b>70.20</b>		<b>10:30:10.363</b>	
3 -	1:39.906	<b>52.478</b>	2:32.384 (2)	70.13	0.148	10:32:42.747	
4 -	1:40.762	55.419	2:36.181	68.43	3.945	10:35:18.928	
5 -	1:41.036	52.923	2:33.959 (3)	69.42	1.723	10:37:52.887	

P46 70		Vanessa GILLAM		Suzuki SV650 - No More Straps Ltd			
IDEAL LAP TIME : 2:34.787		BEST LAP TIME : 2:34.787		DIFFERENCE : 0.000			
LAP	SECTOR 1	SECTOR 2	LAP TIME	MPH	DIFF	TIME OF DAY	
1 -	1:50.021	54.851	2:44.872	64.82	10.085	10:27:50.010	
2 -	1:46.086	54.867	2:40.953	66.40	6.166	10:30:30.963	
3 -	1:44.944	53.146	2:38.090 (2)	67.60	3.303	10:33:09.053	
4 -	<b>1:42.554</b>	<b>52.233</b>	<b>2:34.787 (1)</b>	<b>69.05</b>		<b>10:35:43.840</b>	
5 -	1:45.191	53.372	2:38.563 (3)	67.40	3.776	10:38:22.403	

P47 966 RMT		Paul LEE		Suzuki SV650 -			
IDEAL LAP TIME : 2:40.220		BEST LAP TIME : 2:40.220		DIFFERENCE : 0.000			
LAP	SECTOR 1	SECTOR 2	LAP TIME	MPH	DIFF	TIME OF DAY	
1 -	1:53.288	57.753	2:51.041	62.48	10.821	10:27:57.204	
2 -	1:47.968	56.255	2:44.223	65.08	4.003	10:30:41.427	
3 -	1:47.411	56.242	2:43.653 (2)	65.30	3.433	10:33:25.080	
4 -	1:48.122	55.553	2:43.675 (3)	65.30	3.455	10:36:08.755	
5 -	<b>1:45.400</b>	<b>54.820</b>	<b>2:40.220 (1)</b>	<b>66.70</b>		<b>10:38:48.975</b>	

Weather / Track : Cloudy / Dry

Snetterton 300  
Circuit Length = 2.9689 miles  
Start: 10:24 Flag 10:36 End: 10:38

# BMCRC - MRO Championships 2021 - Rnd 2 @ Snetterton 300

## MRO Minitwins & BMCRC Rookie Minitwins

### QUALIFYING - BEST SECTORS

SECTOR 1				SECTOR 2				IDEAL / BEST COMPARISON				
POS	NO	NAME	TIME	NO	NAME	TIME	POS	NO	NAME	IDEAL	BEST	DIFF
									<b>PERFECT LAP</b>	<b>2:07.485</b>		
1	96	HARRIS	1:25.128	95	REYNOLDS	42.357	1	96	HARRIS	2:07.556	2:07.556	0.000
2	95	REYNOLDS	1:25.213	96	HARRIS	42.428	2	95	REYNOLDS	2:07.570	2:07.570	0.000
3	232	WETHERELL	1:25.527	710	HENSTOCK	42.570	3	232	WETHERELL	2:08.182	2:08.182	0.000
4	661	HARRIS	1:26.130	232	WETHERELL	42.655	4	710	HENSTOCK	2:08.964	2:08.964	0.000
5	710	HENSTOCK	1:26.394	78	POVAH	42.663	5	661	HARRIS	2:09.048	2:09.048	0.000
6	26	DAVIES	1:26.668	72	GILLAM	42.752	6	26	DAVIES	2:09.638	2:09.638	0.000
7	72	GILLAM	1:27.072	661	HARRIS	42.918	7	72	GILLAM	2:09.824	2:10.144	0.320
8	78	POVAH	1:27.256	26	DAVIES	42.970	8	78	POVAH	2:09.919	2:09.919	0.000
9	19	LILLEY	1:27.302	66	DUCRAN	43.160	9	66	DUCRAN	2:10.645	2:10.829	0.184
10	16	COOPER	1:27.396	166	BAKER	43.468	10	19	LILLEY	2:11.241	2:11.910	0.669
11	66	DUCRAN	1:27.485	12	TAYLOR	43.828	11	16	COOPER	2:11.415	2:11.971	0.556
12	5	MANTELL	1:27.919	19	LILLEY	43.939	12	166	BAKER	2:11.573	2:11.573	0.000
13	166	BAKER	1:28.105	16	COOPER	44.019	13	12	TAYLOR	2:12.126	2:12.375	0.249
14	12	TAYLOR	1:28.298	5	MANTELL	44.230	14	5	MANTELL	2:12.149	2:19.223	7.074
15	73	LECOQ	1:29.357	81	MAY	44.343	15	258	FRIEND	2:14.507	2:14.864	0.357
16	258	FRIEND	1:29.778	258	FRIEND	44.729	16	81	MAY	2:14.567	2:14.618	0.051
17	81	MAY	1:30.224	71	CLUNE	45.040	17	73	LECOQ	2:14.774	2:14.774	0.000
18	84	BRANCO	1:30.361	123	FORSYTH	45.298	18	71	CLUNE	2:15.419	2:15.419	0.000
19	71	CLUNE	1:30.379	73	LECOQ	45.417	19	123	FORSYTH	2:15.786	2:16.242	0.456
20	123	FORSYTH	1:30.488	234	FLUX	45.631	20	84	BRANCO	2:16.032	2:16.373	0.341
21	234	FLUX	1:30.596	84	BRANCO	45.671	21	234	FLUX	2:16.227	2:16.458	0.231
22	40	WILKINSON	1:30.940	40	WILKINSON	45.883	22	40	WILKINSON	2:16.823	2:16.963	0.140
23	62	KING	1:31.855	15	CROSBY	45.991	23	15	CROSBY	2:17.869	2:17.869	0.000
24	15	CROSBY	1:31.878	62	KING	46.212	24	62	KING	2:18.067	2:18.557	0.490
25	34	JOHNSON	1:32.638	44	PARKER	46.325	25	34	JOHNSON	2:19.136	2:19.523	0.387
26	144	CRONIN	1:32.681	192	MOFFA	46.448	26	44	PARKER	2:19.544	2:19.544	0.000
27	23	BECKETT	1:32.834	34	JOHNSON	46.498	27	51	DURANT	2:19.953	2:20.784	0.831
28	51	DURANT	1:33.128	561	LESLIE	46.785	28	192	MOFFA	2:19.970	2:20.493	0.523
29	44	PARKER	1:33.219	51	DURANT	46.825	29	23	BECKETT	2:20.033	2:20.971	0.938
30	192	MOFFA	1:33.522	138	JARMIN	46.957	30	144	CRONIN	2:20.036	2:20.092	0.056
31	561	LESLIE	1:33.570	189	LAWSON	47.037	31	561	LESLIE	2:20.355	2:20.355	0.000
32	193	BOTTO	1:33.810	23	BECKETT	47.199	32	189	LAWSON	2:21.628	2:21.628	0.000
33	189	LAWSON	1:34.591	144	CRONIN	47.355	33	193	BOTTO	2:22.057	2:22.057	0.000
34	47	BOHANAN	1:34.860	744	ANDERSON	47.717	34	138	JARMIN	2:22.147	2:22.147	0.000
35	744	ANDERSON	1:34.888	919	BELLIS	48.226	35	744	ANDERSON	2:22.605	2:23.138	0.533
36	138	JARMIN	1:35.190	193	BOTTO	48.247	36	47	BOHANAN	2:23.217	2:23.217	0.000
37	455	DONOVAN	1:36.230	47	BOHANAN	48.357	37	919	BELLIS	2:24.942	2:24.942	0.000
38	919	BELLIS	1:36.716	29	KILLWORTH	49.275	38	455	DONOVAN	2:25.836	2:25.836	0.000
39	114	CAVEY	1:37.971	114	CAVEY	49.484	39	29	KILLWORTH	2:27.307	2:29.298	1.991
40	29	KILLWORTH	1:38.032	260	PYMM	49.488	40	114	CAVEY	2:27.455	2:29.270	1.815
41	260	PYMM	1:38.295	455	DONOVAN	49.606	41	260	PYMM	2:27.783	2:29.240	1.457
42	169	MILES	1:39.225	169	MILES	50.321	42	169	MILES	2:29.546	2:29.765	0.219
43	116	FAITH	1:39.705	18	FIRTH	50.589	43	18	FIRTH	2:30.602	2:31.152	0.550
44	18	FIRTH	1:40.013	70	GILLAM	52.233	44	116	FAITH	2:32.183	2:32.236	0.053
45	70	GILLAM	1:42.554	116	FAITH	52.478	45	70	GILLAM	2:34.787	2:34.787	0.000
46	966	LEE	1:45.400	966	LEE	54.820	46	966	LEE	2:40.220	2:40.220	0.000
47							47	63	PERFITT		2:25.905	

Weather / Track : Cloudy / Dry

Snetterton 300

Circuit Length = 2.9689 miles

Start: 10:24 Flag 10:36 End: 10:38

Results can be found at [www.tsl-timing.com](http://www.tsl-timing.com)

Printed - 10:39 Saturday, 29 May 2021

# BMCRC - MRO Championships 2021 - Rnd 2 @ Snetterton 300

## MRO Minitwins & BMCRC Rookie Minitwins

### QUALIFYING - STATISTICS

**Competitors Started** 47  
**Planned Start** 2021-05-29 @ 10:27:00.000  
**Actual Start** 2021-05-29 @ 10:24:44.230  
**Finish Time** 2021-05-29 @ 10:36:27.176  
**Track Length** 2.9689mi.  
**Total Laps** 231  
**Total Distance Covered** 685.8185mi.

### Session Fastest Lap History

NO	CL	NAME	LAP TIME	TIME OF DAY	LAP	VEHICLE
95		John REYNOLDS	<b>2:15.028</b>	10:27:08.212	1	Suzuki SV650
661		Cameron HARRIS	<b>2:13.629</b>	10:27:08.273	1	Suzuki SV650
95		John REYNOLDS	<b>2:09.537</b>	10:29:17.749	2	Suzuki SV650
232		Matt WETHERELL	<b>2:09.224</b>	10:29:18.136	2	Suzuki SV650
96		Dan HARRIS	<b>2:09.074</b>	10:33:03.000	3	Suzuki SV650
232		Matt WETHERELL	<b>2:08.182</b>	10:33:35.569	4	Suzuki SV650
95		John REYNOLDS	<b>2:07.570</b>	10:33:35.902	4	Suzuki SV650
96		Dan HARRIS	<b>2:07.556</b>	10:37:19.871	5	Suzuki SV650

### Flag History

TYPE	TIME OF DAY
GREEN	10:24:44.230
FINISH	10:36:27.176

### Flag Statistics

TYPE	COUNT	TOTAL LAPS	TOTAL TIME
Green	1	6	14:10.145
Red	0	0	0.000
Safety Car	0	0	0.000
FCY	0	0	0.000

# BMCRC - MRO Championships 2021 - Rnd 2 @ Snetterton 300

## MRO Minitwins & BMCRC Rookie Minitwins

### QUALIFYING - STATISTICS

CLASS :

30 Starters

#### Fastest Lap History

NO	NAME	LAP TIME	TIME OF DAY	LAP	VEHICLE
95	John REYNOLDS	<b>2:15.028</b>	10:27:08.212	1	Suzuki SV650
661	Cameron HARRIS	<b>2:13.629</b>	10:27:08.273	1	Suzuki SV650
95	John REYNOLDS	<b>2:09.537</b>	10:29:17.749	2	Suzuki SV650
232	Matt WETHERELL	<b>2:09.224</b>	10:29:18.136	2	Suzuki SV650
96	Dan HARRIS	<b>2:09.074</b>	10:33:03.000	3	Suzuki SV650
232	Matt WETHERELL	<b>2:08.182</b>	10:33:35.569	4	Suzuki SV650
95	John REYNOLDS	<b>2:07.570</b>	10:33:35.902	4	Suzuki SV650
96	Dan HARRIS	<b>2:07.556</b>	10:37:19.871	5	Suzuki SV650

Weather / Track : Cloudy / Dry

Results can be found at [www.tsl-timing.com](http://www.tsl-timing.com)

Page 2 of 3

Snetterton 300  
Circuit Length = 2.9689 miles  
Start: 10:24 Flag 10:36 End: 10:38

Printed - 10:39 Saturday, 29 May 2021



# BMCRC - MRO Championships 2021 - Rnd 2 @ Snetterton 300

## MRO Minitwins & BMCRC Rookie Minitwins

### QUALIFYING - STATISTICS

CLASS : RMT

18 Starters

#### Fastest Lap History

NO	NAME	LAP TIME	TIME OF DAY	LAP	VEHICLE
72	Mark GILLAM	<b>2:17.074</b>	10:27:15.813	1	Suzuki SV650
72	Mark GILLAM	<b>2:11.930</b>	10:29:27.743	2	Suzuki SV650
72	Mark GILLAM	<b>2:10.304</b>	10:31:38.047	3	Suzuki SV650
72	Mark GILLAM	<b>2:10.144</b>	10:38:11.287	6	Suzuki SV650

# BMCRC - MRO Championships 2021 - Rnd 2 @ Snetterton 300

## BMCRC Thunderbike Sport & Rookie Minitwins

### RACE 9 - GRID (5 Laps)

ROW 14	41	966	Paul LEE	40	116	Gareth FAITH			
ROW 13	39	22	Matthew MAY	38	29	Hayden KILLWORTH	37	114	Adam CAVEY
ROW 12	36	286	Michael HALES	35	63	Stephen PERFITT	34	455	Tyler DONOVAN
ROW 11	33	101	Glen TRIPP	32	185	Ben LOGAN	31	513	Pablo ROMERO
ROW 10	30	919	Andrew BELLIS	29	49	Oli CHAYTOR	28	744	Gary ANDERSON
ROW 9	27	80	Stephen LANE	26	138	Craig JARMIN	25	193	Tony BOTTO
ROW 8	24	189	Mark LAWSON	23	333	Mark STUBBERFIELD	22	192	Richard MOFFA
ROW 7	21	62	James KING	20	37	Ricky WOODS	19	234	Andrew FLUX
ROW 6	18	50	Paul ROBSON	17	123	Adam FORSYTH	16	73	Esteban LECOQ
ROW 5	15	351	Sam DIGBY-BAKER	14	109	Marc BELL	13	75	Stewart MAY
ROW 4	12	84	Ricardo BRANCO	11	166	Nicholas BAKER	10	168	Aaron DALRYMPLE
ROW 3	9	32	Jack WILLIAMS	8	25	Harrison DAY	7	81	Malvern MAY
ROW 2	6	624	Matthew FEDRICK	5	72	Mark GILLAM	4	48	Shaun WALLIS
ROW 1	3	54	Adam JAMISON	2	961	Jack SIM	1	52	Elliot FRICKER
<b>Pole</b>									

Snetterton 300

Circuit Length = 2.9689 miles

These results are provisional until the conclusion of any judicial and technical matters.

Clerk Of Course :	Stewards :	Timekeeper : Craig Smith
-------------------	------------	--------------------------

Results can be found at [www.tsl-timing.com](http://www.tsl-timing.com)

Printed - 11:47 Saturday, 29 May 2021



# BMCRC - MRO Championships 2021 - Rnd 2 @ Snetterton 300



## BMCRC Thunderbike Sport & Rookie Minitwins

### RACE 9 - CLASSIFICATION

POS	NO	CL	PIC NAME	ENTRY	LAPS	TIME	GAP	DIFF	MPH	BEST	ON
1	961		1 Jack SIM	Yamaha R6 (NO1 BIKE) - Platform Lift Engineers Ltc	5	10:30.062			84.81	2:03.964	5
2	52		2 Elliot FRICKER	Honda CBR600 - Petwise.org, S&S, Ride in Bike Ty	5	10:30.242	0.180	0.180	84.79	2:04.397	5
3	624		3 Matthew FEDRICK	Yamaha R6 - M. Fedrick Farriers ltd/ Palmer Race Sl	5	10:42.172	12.110	11.930	83.21	2:06.503	3
4	54		4 Adam JAMISON	Yamaha R6 - Team AJR	5	10:48.360	18.298	6.188	82.42	2:07.712	2
5	84		5 Ricardo BRANCO	Yamaha R6 - IMP Racing	5	10:54.355	24.293	5.995	81.66	2:09.424	2
6	351		6 Sam DIGBY-BAKER	Yamaha R6 -	5	10:54.522	24.460	0.167	81.64	2:08.187	4
7	48		7 Shaun WALLIS	Yamaha R6 - MBC Despatch Racing	5	10:54.911	24.849	0.389	81.59	2:08.763	5
8	81		8 Malvern MAY	Honda CBR600RR -	5	10:55.995	25.933	1.084	81.46	2:08.959	5
9	25		9 Harrison DAY	Suzuki SV650 -	5	11:02.111	32.049	6.116	80.71	2:09.519	4
10	168	R	1 Aaron DALRYMPLE	Suzuki GSXR 600 -	5	11:06.469	36.407	4.358	80.18	2:11.240	5
11	72	RMT	1 Mark GILLAM	Suzuki SV650 - No More Straps Ltd	5	11:06.712	36.650	0.243	80.15	2:11.397	3
12	75		10 Stewart MAY	Honda CBR600F3 - Moths in the wallet	5	11:13.039	42.977	6.327	79.40	2:12.108	2
13	166	RMT	2 Nicholas BAKER	Suzuki SV650 - K66	5	11:16.874	46.812	3.835	78.95	2:13.379	4
14	73	RMT	3 Esteban LECOQ	Suzuki SV650 SK5 -	5	11:17.178	47.116	0.304	78.91	2:12.766	3
15	123	RMT	4 Adam FORSYTH	Suzuki SV650 - Rock Oil	5	11:23.490	53.428	6.312	78.18	2:14.664	4
16	234	RMT	5 Andrew FLUX	Suzuki SV650 - Mach 1 Automotive LTD	5	11:29.208	59.146	5.718	77.53	2:15.338	2
17	192	RMT	6 Richard MOFFA	Suzuki SV650 -	5	11:35.401	1:05.339	6.193	76.84	2:15.530	2
18	22		11 Matthew MAY	Honda CBR600FY - Late Breakers	5	11:43.322	1:13.260	7.921	75.98	2:16.568	5
19	333	R	2 Mark STUBBERFIELD	Suzuki SV650 SUPERTWIN -	5	11:43.676	1:13.614	0.354	75.94	2:18.203	2
20	80	R	3 Stephen LANE	Kawasaki ZX6R -	5	11:53.187	1:23.125	9.511	74.93	2:18.388	5
21	62	RMT	7 James KING	Suzuki SV650 - King and Drury construction	5	11:53.911	1:23.849	0.724	74.85	2:18.395	5
22	49	R	4 Oli CHAYTOR	Yamaha R6 - PearTree Racing	5	11:57.077	1:27.015	3.166	74.52	2:18.916	5
23	189	RMT	8 Mark LAWSON	Suzuki SV650 - Crawfords metal detectors	5	11:58.429	1:28.367	1.352	74.38	2:20.936	3
24	744	RMT	9 Gary ANDERSON	Suzuki SV650 - A&M MOT Services. Guildford	5	12:00.897	1:30.835	2.468	74.13	2:20.300	5
25	138	RMT	10 Craig JARMIN	Suzuki SV650 - BK Racing	5	12:06.741	1:36.679	5.844	73.53	2:22.222	3
26	37		12 Ricky WOODS	Suzuki GSXR 600 - KTS Vehicle Repairs	5	12:14.671	1:44.609	7.930	72.74	2:22.204	3
27	513	R	5 Pablo ROMERO	Suzuki GSXR600 - The Sausage Racing Team	5	12:17.434	1:47.372	2.763	72.46	2:21.940	5
28	63	RMT	11 Stephen PERFITT	Suzuki SV650 -	5	12:20.137	1:50.075	2.703	72.20	2:24.698	3
29	193	RMT	12 Tony BOTTO	Suzuki SV650 - TB Motorcycles	5	12:22.177	1:52.115	2.040	72.00	2:23.311	4
30	455	RMT	13 Tyler DONOVAN	Suzuki SV650 -	5	12:32.460	2:02.398	10.283	71.02	2:27.222	5
31	114	RMT	14 Adam CAVEY	Suzuki SV650 - PogSpeed	5	12:32.660	2:02.598	0.200	71.00	2:25.646	5
32	919	RMT	15 Andrew BELLIS	Suzuki SV650 -	5	12:36.469	2:06.407	3.809	70.64	2:28.004	5
33	101		13 Glen TRIPP	Honda CBR 600FW - yaki too racing	5	12:36.701	2:06.639	0.232	70.62	2:26.595	4
34	29	RMT	16 Hayden KILLWORTH	Suzuki SV650 - BK Racing	5	12:43.180	2:13.118	6.479	70.02	2:27.326	3
35	185	R	6 Ben LOGAN	Kawasaki ZX6R -	5	12:44.377	2:14.315	1.197	69.91	2:29.892	5
36	116	RMT	17 Gareth FAITH	Suzuki SV650 - Sitramoto	5	13:02.348	2:32.286	17.971	68.30	2:32.412	2
37	966	RMT	18 Paul LEE	Suzuki SV650 -	4	11:07.883	1 Lap	1 Lap	64.01	2:43.070	4

#### NOT CLASSIFIED

DNF	109	R	Marc BELL	Yamaha R6 5SL -	3	6:56.122	2 Laps	1 Lap	77.05	2:12.702	3
DNF	32	R	Jack WILLIAMS	Honda CBR600 -	0						
DNF	50		Paul ROBSON	Kawaski ZX6R - RBProperty services & Environment	0						
DNF	286	R	Michael HALES	Suzuki GSXR 600 - Cambs car collection	0						

#### FASTEST LAP

961			Jack SIM	Yamaha R6 (NO1 BIKE) - Platform Lift Engineers Ltc	5	2:03.964	86.21 mph	138.75 kph
168	R		Aaron DALRYMPLE	Suzuki GSXR 600 -	5	2:11.240	81.43 mph	131.06 kph
72	RMT		Mark GILLAM	Suzuki SV650 - No More Straps Ltd	3	2:11.397	81.34 mph	130.90 kph

Class - 92.5% of Race Speed = 78.44 mph  
 Class R - 92.5% of Race Speed = 74.16 mph  
 Class RMT - 92.5% of Race Speed = 74.13 mph

Clerk Of Course :	Stewards :	Timekeeper : Craig Smith
-------------------	------------	--------------------------

Results can be found at [www.tsl-timing.com](http://www.tsl-timing.com)

Printed - 15:43 Saturday, 29 May 2021



# BMCRC - MRO Championships 2021 - Rnd 2 @ Snetterton 300

## BMCRC Thunderbike Sport & Rookie Minitwins

### RACE 9 - LAP CHART

LAP 1 @ 15:30:07.770			LAP 2 @ 15:32:13.092			LAP 3 @ 15:34:18.082			LAP 4 @ 15:36:22.880			LAP 5 @ 15:38:27.097		
NO	BEHIND	LAP TIME	NO	BEHIND	LAP TIME	NO	BEHIND	LAP TIME	NO	BEHIND	LAP TIME	NO	BEHIND	LAP TIME
961		2:10.735	961		2:05.322	961		2:04.990	52		2:04.562	961		2:03.964
52	0.350	2:11.085	52	0.319	2:05.291	52	0.236	2:04.907	961	0.253	2:05.051	52	0.180	2:04.397
624	2.309	2:13.044	624	3.997	2:07.010	624	5.510	2:06.503	624	7.894	2:07.182	624	12.110	2:08.433
54	2.682	2:13.417	54	5.072	2:07.712	54	8.424	2:08.342	54	12.764	2:09.138	54	18.298	2:09.751
84	4.736	2:15.471	84	8.838	2:09.424	84	13.533	2:09.685	84	18.433	2:09.698	84	24.293	2:10.077
48	5.387	2:16.122	48	9.797	2:09.732	48	14.577	2:09.770	351	19.975	2:08.187	351	24.460	2:08.702
81	6.438	2:17.173	351	12.040	2:09.737	351	16.586	2:09.536	48	20.303	2:10.524	48	24.849	2:08.763
351	7.625	2:18.360	81	12.595	2:11.479	81	16.901	2:09.296	81	21.191	2:09.088	81	25.933	2:08.959
168	8.255	2:18.990	168	14.424	2:11.491	25	21.512	2:11.017	25	26.233	2:09.519	25	32.049	2:10.033
72	9.048	2:19.783	72	15.322	2:11.596	72	21.729	2:11.397	72	28.915	2:11.984	168	36.407	2:11.240
25	10.153	2:20.888	25	15.485	2:10.654	168	22.765	2:13.331	168	29.384	2:11.417	72	36.650	2:11.952
166	10.314	2:21.049	75	17.800	2:12.108	75	25.115	2:12.305	75	33.681	2:13.364	966	1 Lap	2:43.070
75	11.014	2:21.749	166	19.742	2:14.750	73	28.438	2:12.766	73	36.975	2:13.335	75	42.977	2:13.513
123	12.101	2:22.836	73	20.662	2:13.323	166	28.759	2:14.007	166	37.340	2:13.379	166	46.812	2:13.689
73	12.661	2:23.396	123	22.730	2:15.951	123	32.938	2:15.198	123	42.804	2:14.664	73	47.116	2:14.358
234	13.477	2:24.212	234	23.493	2:15.338	234	34.969	2:16.466	234	47.326	2:17.155	123	53.428	2:14.841
333	17.237	2:27.972	109	27.363	2:15.082	109	35.075	2:12.702	192	52.425	2:16.864	234	59.146	2:16.037
109	17.603	2:28.338	192	28.469	2:15.530	192	40.359	2:16.880	333	58.188	2:19.558	192	1:05.339	2:17.131
192	18.261	2:28.996	333	30.118	2:18.203	333	43.428	2:18.300	22	1:00.909	2:17.924	22	1:13.260	2:16.568
189	19.997	2:30.732	22	35.518	2:20.033	22	47.783	2:17.255	80	1:08.954	2:20.169	333	1:13.614	2:19.643
22	20.807	2:31.542	189	37.542	2:22.867	189	53.488	2:20.936	62	1:09.671	2:19.969	80	1:23.125	2:18.388
80	22.302	2:33.037	80	38.571	2:21.591	80	53.583	2:20.002	189	1:10.937	2:22.247	62	1:23.849	2:18.395
138	23.339	2:34.074	62	39.764	2:21.681	62	54.500	2:19.726	49	1:12.316	2:20.817	49	1:27.015	2:18.916
62	23.405	2:34.140	49	40.589	2:20.200	49	56.297	2:20.698	744	1:14.752	2:20.844	189	1:28.367	2:21.647
744	24.250	2:34.985	744	40.929	2:22.001	744	58.706	2:22.767	138	1:17.193	2:22.829	744	1:30.835	2:20.300
49	25.711	2:36.446	138	41.930	2:23.913	138	59.162	2:22.222	37	1:23.150	2:24.966	138	1:36.679	2:23.703
63	26.104	2:36.839	37	45.768	2:24.016	37	1:02.982	2:22.204	63	1:27.637	2:25.664	37	1:44.609	2:25.676
37	27.074	2:37.809	63	47.063	2:26.281	63	1:06.771	2:24.698	513	1:29.649	2:22.214	513	1:47.372	2:21.940
919	29.627	2:40.362	455	52.184	2:27.257	513	1:12.233	2:24.471	193	1:31.725	2:23.311	63	1:50.075	2:26.655
455	30.249	2:40.984	513	52.752	2:26.402	193	1:13.212	2:23.720	455	1:39.393	2:27.572	193	1:52.115	2:24.607
185	31.240	2:41.975	193	54.482	2:26.726	455	1:16.619	2:29.425	114	1:41.169	2:26.561	455	2:02.398	2:27.222
513	31.672	2:42.407	919	54.849	2:30.544	919	1:18.747	2:28.888	919	1:42.620	2:28.671	114	2:02.598	2:25.646
101	32.632	2:43.367	185	56.372	2:30.454	114	1:19.406	2:26.850	29	1:43.172	2:27.591	919	2:06.407	2:28.004
193	33.078	2:43.813	101	56.915	2:29.605	29	1:20.379	2:27.326	101	1:44.222	2:26.595	101	2:06.639	2:26.634
114	33.635	2:44.370	114	57.546	2:29.233	101	1:22.425	2:30.500	185	1:48.640	2:30.655	29	2:13.118	2:34.163
29	34.230	2:44.965	29	58.043	2:29.135	185	1:22.783	2:31.401	116	1:59.755	2:33.148	185	2:14.315	2:29.892
116	35.157	2:45.892	116	1:02.247	2:32.412	116	1:31.405	2:34.148				116	2:32.286	2:36.748
966	47.571	2:58.306	966	1:25.386	2:43.137	966	2:03.766	2:43.370						

Weather / Track : Cloudy / Dry

Snetterton 300

Circuit Length = 2.9689 miles

Start: 15:27 Flag 15:38 End: 15:41

Results can be found at [www.tsl-timing.com](http://www.tsl-timing.com)

Printed - 15:43 Saturday, 29 May 2021

# BMCRC - MRO Championships 2021 - Rnd 2 @ Snetterton 300

## BMCRC Thunderbike Sport & Rookie Minitwins

### RACE 9 - SECTOR ANALYSIS



SECTOR 1 = FL to I1, SECTOR 2 = I1 to FL, DIFF = Difference To Personal Best Lap, P = Crossed Finish Line in Pit Lane, D = Time Disallowed

<b>P1 961</b>		<b>Jack SIM</b>		Yamaha R6 (NO1 BIKE) - Platform Lift Engineers Ltd		
IDEAL LAP TIME : 2:03.867		BEST LAP TIME : 2:03.964		DIFFERENCE : 0.097		
LAP	SECTOR 1	SECTOR 2	LAP TIME	MPH	DIFF	TIME OF DAY
1 -		41.833	2:10.735	81.75	6.771	15:30:07.770
2 -	1:23.465	41.857	2:05.322	85.28	1.358	15:32:13.092
3 -	1:23.334	<b>41.656</b>	2:04.990 (2)	85.51	1.026	15:34:18.082
4 -	1:23.159	41.892	2:05.051 (3)	85.46	1.087	15:36:23.133
5 -	<b>1:22.211</b>	41.753	<b>2:03.964 (1)</b>	<b>86.21</b>		<b>15:38:27.097</b>

<b>P2 52</b>		<b>Elliot FRICKER</b>		Honda CBR600 - Petwise.org, S&S, Ride in Bike Tyres		
IDEAL LAP TIME : 2:04.164		BEST LAP TIME : 2:04.397		DIFFERENCE : 0.233		
LAP	SECTOR 1	SECTOR 2	LAP TIME	MPH	DIFF	TIME OF DAY
1 -		42.069	2:11.085	81.53	6.688	15:30:08.120
2 -	1:23.353	41.938	2:05.291	85.30	0.894	15:32:13.411
3 -	1:23.033	41.874	2:04.907 (3)	85.56	0.510	15:34:18.318
4 -	1:22.869	<b>41.693</b>	2:04.562 (2)	85.80	0.165	15:36:22.880
5 -	<b>1:22.471</b>	41.926	<b>2:04.397 (1)</b>	<b>85.91</b>		<b>15:38:27.277</b>

<b>P3 624</b>		<b>Matthew FEDRICK</b>		Yamaha R6 - M. Fedrick Farriers Ltd/ Palmer Race Skool		
IDEAL LAP TIME : 2:06.481		BEST LAP TIME : 2:06.503		DIFFERENCE : 0.022		
LAP	SECTOR 1	SECTOR 2	LAP TIME	MPH	DIFF	TIME OF DAY
1 -		42.368	2:13.044	80.33	6.541	15:30:10.079
2 -	1:24.655	<b>42.355</b>	2:07.010 (2)	84.15	0.507	15:32:17.089
3 -	<b>1:24.126</b>	42.377	<b>2:06.503 (1)</b>	<b>84.48</b>		<b>15:34:23.592</b>
4 -	1:24.717	42.465	2:07.182 (3)	84.03	0.679	15:36:30.774
5 -	1:25.683	42.750	2:08.433	83.21	1.930	15:38:39.207

<b>P4 54</b>		<b>Adam JAMISON</b>		Yamaha R6 - Team AJR		
IDEAL LAP TIME : 2:07.279		BEST LAP TIME : 2:07.712		DIFFERENCE : 0.433		
LAP	SECTOR 1	SECTOR 2	LAP TIME	MPH	DIFF	TIME OF DAY
1 -		<b>42.505</b>	2:13.417	80.10	5.705	15:30:10.452
2 -	<b>1:24.774</b>	42.938	<b>2:07.712 (1)</b>	<b>83.68</b>		<b>15:32:18.164</b>
3 -	1:25.424	42.918	2:08.342 (2)	83.27	0.630	15:34:26.506
4 -	1:25.900	43.238	2:09.138 (3)	82.76	1.426	15:36:35.644
5 -	1:26.468	43.283	2:09.751	82.37	2.039	15:38:45.395

<b>P5 84</b>		<b>Ricardo BRANCO</b>		Yamaha R6 - IMP Racing		
IDEAL LAP TIME : 2:09.055		BEST LAP TIME : 2:09.424		DIFFERENCE : 0.369		
LAP	SECTOR 1	SECTOR 2	LAP TIME	MPH	DIFF	TIME OF DAY
1 -		43.595	2:15.471	78.89	6.047	15:30:12.506
2 -	1:25.962	43.462	<b>2:09.424 (1)</b>	<b>82.58</b>		<b>15:32:21.930</b>
3 -	1:26.248	43.437	2:09.685 (2)	82.41	0.261	15:34:31.615
4 -	<b>1:25.671</b>	44.027	2:09.698 (3)	82.40	0.274	15:36:41.313
5 -	1:26.693	<b>43.384</b>	2:10.077	82.16	0.653	15:38:51.390

<b>P6 351</b>		<b>Sam DIGBY-BAKER</b>		Yamaha R6 -		
IDEAL LAP TIME : 2:08.187		BEST LAP TIME : 2:08.187		DIFFERENCE : 0.000		
LAP	SECTOR 1	SECTOR 2	LAP TIME	MPH	DIFF	TIME OF DAY
1 -		43.197	2:18.360	77.24	10.173	15:30:15.395
2 -	1:26.698	43.039	2:09.737	82.38	1.550	15:32:25.132
3 -	1:26.175	43.361	2:09.536 (3)	82.51	1.349	15:34:34.668
4 -	<b>1:25.530</b>	<b>42.657</b>	<b>2:08.187 (1)</b>	<b>83.37</b>		<b>15:36:42.855</b>
5 -	1:25.806	42.896	2:08.702 (2)	83.04	0.515	15:38:51.557

Weather / Track : Cloudy / Dry

Snetterton 300  
Circuit Length = 2.9689 miles  
Start: 15:27 Flag 15:38 End: 15:41

# BMCRC - MRO Championships 2021 - Rnd 2 @ Snetterton 300

## BMCRC Thunderbike Sport & Rookie Minitwins

### RACE 9 - SECTOR ANALYSIS



SECTOR 1 = FL to I1, SECTOR 2 = I1 to FL, DIFF = Difference To Personal Best Lap, P = Crossed Finish Line in Pit Lane, D = Time Disallowed

P7 48		Shaun WALLIS		Yamaha R6 - MBC Despatch Racing		
IDEAL LAP TIME : 2:08.707		BEST LAP TIME : 2:08.763		DIFFERENCE : 0.056		
LAP	SECTOR 1	SECTOR 2	LAP TIME	MPH	DIFF	TIME OF DAY
1 -		44.252	2:16.122	78.51	7.359	15:30:13.157
2 -	<b>1:25.508</b>	44.224	2:09.732 (2)	82.38	0.969	15:32:22.889
3 -	1:25.788	43.982	2:09.770 (3)	82.36	1.007	15:34:32.659
4 -	1:26.846	43.678	2:10.524	81.88	1.761	15:36:43.183
5 -	1:25.564	<b>43.199</b>	<b>2:08.763 (1)</b>	<b>83.00</b>		<b>15:38:51.946</b>

P8 81		Malvern MAY		Honda CBR600RR -		
IDEAL LAP TIME : 2:08.710		BEST LAP TIME : 2:08.959		DIFFERENCE : 0.249		
LAP	SECTOR 1	SECTOR 2	LAP TIME	MPH	DIFF	TIME OF DAY
1 -		43.609	2:17.173	77.91	8.214	15:30:14.208
2 -	1:27.877	43.602	2:11.479	81.29	2.520	15:32:25.687
3 -	1:26.430	42.866	2:09.296 (3)	82.66	0.337	15:34:34.983
4 -	1:26.302	<b>42.786</b>	2:09.088 (2)	82.79	0.129	15:36:44.071
5 -	<b>1:25.924</b>	43.035	<b>2:08.959 (1)</b>	<b>82.87</b>		<b>15:38:53.030</b>

P9 25		Harrison DAY		Suzuki SV650 -		
IDEAL LAP TIME : 2:09.322		BEST LAP TIME : 2:09.519		DIFFERENCE : 0.197		
LAP	SECTOR 1	SECTOR 2	LAP TIME	MPH	DIFF	TIME OF DAY
1 -		44.507	2:20.888	75.86	11.369	15:30:17.923
2 -	1:26.737	43.917	2:10.654 (3)	81.80	1.135	15:32:28.577
3 -	1:27.324	43.693	2:11.017	81.57	1.498	15:34:39.594
4 -	1:26.088	<b>43.431</b>	<b>2:09.519 (1)</b>	<b>82.52</b>		<b>15:36:49.113</b>
5 -	<b>1:25.891</b>	44.142	2:10.033 (2)	82.19	0.514	15:38:59.146

P10 168 R		Aaron DALRYMPLE		Suzuki GSXR 600 -		
IDEAL LAP TIME : 2:10.457		BEST LAP TIME : 2:11.240		DIFFERENCE : 0.783		
LAP	SECTOR 1	SECTOR 2	LAP TIME	MPH	DIFF	TIME OF DAY
1 -		<b>43.671</b>	2:18.990	76.89	7.750	15:30:16.025
2 -	1:27.540	43.951	2:11.491 (3)	81.28	0.251	15:32:27.516
3 -	1:29.598	43.733	2:13.331	80.16	2.091	15:34:40.847
4 -	<b>1:26.786</b>	44.631	2:11.417 (2)	81.32	0.177	15:36:52.264
5 -	1:27.520	43.720	<b>2:11.240 (1)</b>	<b>81.43</b>		<b>15:39:03.504</b>

P11 72 RMT		Mark GILLAM		Suzuki SV650 - No More Straps Ltd		
IDEAL LAP TIME : 2:11.206		BEST LAP TIME : 2:11.397		DIFFERENCE : 0.191		
LAP	SECTOR 1	SECTOR 2	LAP TIME	MPH	DIFF	TIME OF DAY
1 -		43.940	2:19.783	76.46	8.386	15:30:16.818
2 -	<b>1:27.820</b>	43.776	2:11.596 (2)	81.21	0.199	15:32:28.414
3 -	1:28.011	<b>43.386</b>	<b>2:11.397 (1)</b>	<b>81.34</b>		<b>15:34:39.811</b>
4 -	1:27.928	44.056	2:11.984	80.98	0.587	15:36:51.795
5 -	1:27.973	43.979	2:11.952 (3)	80.99	0.555	15:39:03.747

P12 75		Stewart MAY		Honda CBR600F3 - Moths in the wallet		
IDEAL LAP TIME : 2:12.101		BEST LAP TIME : 2:12.108		DIFFERENCE : 0.007		
LAP	SECTOR 1	SECTOR 2	LAP TIME	MPH	DIFF	TIME OF DAY
1 -		44.849	2:21.749	75.40	9.641	15:30:18.784
2 -	<b>1:27.417</b>	44.691	<b>2:12.108 (1)</b>	<b>80.90</b>		<b>15:32:30.892</b>
3 -	1:27.621	<b>44.684</b>	2:12.305 (2)	80.78	0.197	15:34:43.197
4 -	1:28.287	45.077	2:13.364 (3)	80.14	1.256	15:36:56.561
5 -	1:27.724	45.789	2:13.513	80.05	1.405	15:39:10.074

Weather / Track : Cloudy / Dry

Snetterton 300  
Circuit Length = 2.9689 miles  
Start: 15:27 Flag 15:38 End: 15:41

# BMCRC - MRO Championships 2021 - Rnd 2 @ Snetterton 300

## BMCRC Thunderbike Sport & Rookie Minitwins

### RACE 9 - SECTOR ANALYSIS



SECTOR 1 = FL to I1, SECTOR 2 = I1 to FL, DIFF = Difference To Personal Best Lap, P = Crossed Finish Line in Pit Lane, D = Time Disallowed

P13 166 RMT		Nicholas BAKER		Suzuki SV650 - K66		
IDEAL LAP TIME : 2:12.426		BEST LAP TIME : 2:13.379		DIFFERENCE : 0.953		
LAP	SECTOR 1	SECTOR 2	LAP TIME	MPH	DIFF	TIME OF DAY
1 -		<b>43.982</b>	2:21.049	75.77	7.670	15:30:18.084
2 -	<b>1:28.444</b>	46.306	2:14.750	79.31	1.371	15:32:32.834
3 -	1:29.506	44.501	2:14.007 (3)	79.75	0.628	15:34:46.841
4 -	1:28.749	44.630	<b>2:13.379 (1)</b>	<b>80.13</b>		<b>15:37:00.220</b>
5 -	1:29.502	44.187	2:13.689 (2)	79.94	0.310	15:39:13.909

P14 73 RMT		Esteban LECOQ		Suzuki SV650 SK5 -		
IDEAL LAP TIME : 2:12.766		BEST LAP TIME : 2:12.766		DIFFERENCE : 0.000		
LAP	SECTOR 1	SECTOR 2	LAP TIME	MPH	DIFF	TIME OF DAY
1 -		44.832	2:23.396	74.53	10.630	15:30:20.431
2 -	1:28.561	44.762	2:13.323 (2)	80.16	0.557	15:32:33.754
3 -	<b>1:28.155</b>	<b>44.611</b>	<b>2:12.766 (1)</b>	<b>80.50</b>		<b>15:34:46.520</b>
4 -	1:28.468	44.867	2:13.335 (3)	80.15	0.569	15:36:59.855
5 -	1:29.366	44.992	2:14.358	79.54	1.592	15:39:14.213

P15 123 RMT		Adam FORSYTH		Suzuki SV650 - Rock Oil		
IDEAL LAP TIME : 2:14.383		BEST LAP TIME : 2:14.664		DIFFERENCE : 0.281		
LAP	SECTOR 1	SECTOR 2	LAP TIME	MPH	DIFF	TIME OF DAY
1 -		44.707	2:22.836	74.82	8.172	15:30:19.871
2 -	1:30.947	45.004	2:15.951	78.61	1.287	15:32:35.822
3 -	1:30.562	44.636	2:15.198 (3)	79.05	0.534	15:34:51.020
4 -	1:30.189	<b>44.475</b>	<b>2:14.664 (1)</b>	<b>79.36</b>		<b>15:37:05.684</b>
5 -	<b>1:29.908</b>	44.933	2:14.841 (2)	79.26	0.177	15:39:20.525

P16 234 RMT		Andrew FLUX		Suzuki SV650 - Mach 1 Automotive LTD		
IDEAL LAP TIME : 2:15.065		BEST LAP TIME : 2:15.338		DIFFERENCE : 0.273		
LAP	SECTOR 1	SECTOR 2	LAP TIME	MPH	DIFF	TIME OF DAY
1 -		45.289	2:24.212	74.11	8.874	15:30:21.247
2 -	<b>1:29.792</b>	45.546	<b>2:15.338 (1)</b>	<b>78.97</b>		<b>15:32:36.585</b>
3 -	1:31.106	45.360	2:16.466 (3)	78.32	1.128	15:34:53.051
4 -	1:30.963	46.192	2:17.155	77.92	1.817	15:37:10.206
5 -	1:30.764	<b>45.273</b>	2:16.037 (2)	78.56	0.699	15:39:26.243

P17 192 RMT		Richard MOFFA		Suzuki SV650 -		
IDEAL LAP TIME : 2:15.502		BEST LAP TIME : 2:15.530		DIFFERENCE : 0.028		
LAP	SECTOR 1	SECTOR 2	LAP TIME	MPH	DIFF	TIME OF DAY
1 -		45.500	2:28.996	71.73	13.466	15:30:26.031
2 -	<b>1:30.455</b>	45.075	<b>2:15.530 (1)</b>	<b>78.86</b>		<b>15:32:41.561</b>
3 -	1:31.351	45.529	2:16.880 (3)	78.08	1.350	15:34:58.441
4 -	1:31.360	45.504	2:16.864 (2)	78.09	1.334	15:37:15.305
5 -	1:32.084	<b>45.047</b>	2:17.131	77.94	1.601	15:39:32.436

P18 22		Matthew MAY		Honda CBR600FY - Late Breakers		
IDEAL LAP TIME : 2:16.466		BEST LAP TIME : 2:16.568		DIFFERENCE : 0.102		
LAP	SECTOR 1	SECTOR 2	LAP TIME	MPH	DIFF	TIME OF DAY
1 -		47.625	2:31.542	70.52	14.974	15:30:28.577
2 -	1:32.938	47.095	2:20.033	76.32	3.465	15:32:48.610
3 -	1:31.276	<b>45.979</b>	2:17.255 (2)	77.87	0.687	15:35:05.865
4 -	1:31.227	46.697	2:17.924 (3)	77.49	1.356	15:37:23.789
5 -	<b>1:30.487</b>	46.081	<b>2:16.568 (1)</b>	<b>78.26</b>		<b>15:39:40.357</b>

Weather / Track : Cloudy / Dry

Snetterton 300  
Circuit Length = 2.9689 miles  
Start: 15:27 Flag 15:38 End: 15:41

# BMCRC - MRO Championships 2021 - Rnd 2 @ Snetterton 300

## BMCRC Thunderbike Sport & Rookie Minitwins

### RACE 9 - SECTOR ANALYSIS



SECTOR 1 = FL to I1, SECTOR 2 = I1 to FL, DIFF = Difference To Personal Best Lap, P = Crossed Finish Line in Pit Lane, D = Time Disallowed

P19 333 R		Mark STUBBERFIELD		Suzuki SV650 SUPERTWIN -		
IDEAL LAP TIME : 2:18.069		BEST LAP TIME : 2:18.203		DIFFERENCE : 0.134		
LAP	SECTOR 1	SECTOR 2	LAP TIME	MPH	DIFF	TIME OF DAY
1 -		47.360	2:27.972	72.23	9.769	15:30:25.007
2 -	<b>1:31.387</b>	46.816	<b>2:18.203 (1)</b>	<b>77.33</b>		<b>15:32:43.210</b>
3 -	1:31.618	<b>46.682</b>	2:18.300 (2)	77.28	0.097	15:35:01.510
4 -	1:31.557	48.001	2:19.558 (3)	76.58	1.355	15:37:21.068
5 -	1:32.406	47.237	2:19.643	76.53	1.440	15:39:40.711

P20 80 R		Stephen LANE		Kawasaki ZX6R -		
IDEAL LAP TIME : 2:18.388		BEST LAP TIME : 2:18.388		DIFFERENCE : 0.000		
LAP	SECTOR 1	SECTOR 2	LAP TIME	MPH	DIFF	TIME OF DAY
1 -		48.275	2:33.037	69.83	14.649	15:30:30.072
2 -	1:33.486	48.105	2:21.591	75.48	3.203	15:32:51.663
3 -	1:32.523	47.479	2:20.002 (2)	76.34	1.614	15:35:11.665
4 -	1:31.986	48.183	2:20.169 (3)	76.25	1.781	15:37:31.834
5 -	<b>1:31.623</b>	<b>46.765</b>	<b>2:18.388 (1)</b>	<b>77.23</b>		<b>15:39:50.222</b>

P21 62 RMT		James KING		Suzuki SV650 - King and Drury construction		
IDEAL LAP TIME : 2:18.395		BEST LAP TIME : 2:18.395		DIFFERENCE : 0.000		
LAP	SECTOR 1	SECTOR 2	LAP TIME	MPH	DIFF	TIME OF DAY
1 -		49.065	2:34.140	69.33	15.745	15:30:31.175
2 -	1:33.295	48.386	2:21.681	75.43	3.286	15:32:52.856
3 -	1:32.568	47.158	2:19.726 (2)	76.49	1.331	15:35:12.582
4 -	1:32.541	47.428	2:19.969 (3)	76.36	1.574	15:37:32.551
5 -	<b>1:32.312</b>	<b>46.083</b>	<b>2:18.395 (1)</b>	<b>77.22</b>		<b>15:39:50.946</b>

P22 49 R		Oli CHAYTOR		Yamaha R6 - PearTree Racing		
IDEAL LAP TIME : 2:18.916		BEST LAP TIME : 2:18.916		DIFFERENCE : 0.000		
LAP	SECTOR 1	SECTOR 2	LAP TIME	MPH	DIFF	TIME OF DAY
1 -		48.751	2:36.446	68.31	17.530	15:30:33.481
2 -	1:32.383	47.817	2:20.200 (2)	76.23	1.284	15:32:53.681
3 -	1:32.741	47.957	2:20.698 (3)	75.96	1.782	15:35:14.379
4 -	1:32.938	47.879	2:20.817	75.90	1.901	15:37:35.196
5 -	<b>1:31.617</b>	<b>47.299</b>	<b>2:18.916 (1)</b>	<b>76.93</b>		<b>15:39:54.112</b>

P23 189 RMT		Mark LAWSON		Suzuki SV650 - Crawfords metal detectors		
IDEAL LAP TIME : 2:20.936		BEST LAP TIME : 2:20.936		DIFFERENCE : 0.000		
LAP	SECTOR 1	SECTOR 2	LAP TIME	MPH	DIFF	TIME OF DAY
1 -		47.443	2:30.732	70.90	9.796	15:30:27.767
2 -	1:35.427	47.440	2:22.867	74.81	1.931	15:32:50.634
3 -	<b>1:33.770</b>	<b>47.166</b>	<b>2:20.936 (1)</b>	<b>75.83</b>		<b>15:35:11.570</b>
4 -	1:34.763	47.484	2:22.247 (3)	75.13	1.311	15:37:33.817
5 -	1:34.443	47.204	2:21.647 (2)	75.45	0.711	15:39:55.464

P24 744 RMT		Gary ANDERSON		Suzuki SV650 - A&M MOT Services. Guildford		
IDEAL LAP TIME : 2:20.300		BEST LAP TIME : 2:20.300		DIFFERENCE : 0.000		
LAP	SECTOR 1	SECTOR 2	LAP TIME	MPH	DIFF	TIME OF DAY
1 -		47.882	2:34.985	68.96	14.685	15:30:32.020
2 -	1:33.921	48.080	2:22.001 (3)	75.26	1.701	15:32:54.021
3 -	1:34.945	47.822	2:22.767	74.86	2.467	15:35:16.788
4 -	1:33.122	47.722	2:20.844 (2)	75.88	0.544	15:37:37.632
5 -	<b>1:32.707</b>	<b>47.593</b>	<b>2:20.300 (1)</b>	<b>76.18</b>		<b>15:39:57.932</b>

Weather / Track : Cloudy / Dry

Snetterton 300  
 Circuit Length = 2.9689 miles  
 Start: 15:27 Flag 15:38 End: 15:41



# BMCRC - MRO Championships 2021 - Rnd 2 @ Snetterton 300

## BMCRC Thunderbike Sport & Rookie Minitwins

### RACE 9 - SECTOR ANALYSIS



SECTOR 1 = FL to I1, SECTOR 2 = I1 to FL, DIFF = Difference To Personal Best Lap, P = Crossed Finish Line in Pit Lane, D = Time Disallowed

P25 138 RMT Craig JARMIN			Suzuki SV650 - BK Racing			
IDEAL LAP TIME : 2:22.216		BEST LAP TIME : 2:22.222		DIFFERENCE : 0.006		
LAP	SECTOR 1	SECTOR 2	LAP TIME	MPH	DIFF	TIME OF DAY
1 -		48.006	2:34.074	69.36	11.852	15:30:31.109
2 -	1:35.412	48.501	2:23.913	74.26	1.691	15:32:55.022
3 -	<b>1:34.922</b>	47.300	<b>2:22.222 (1)</b>	<b>75.15</b>		<b>15:35:17.244</b>
4 -	1:35.535	<b>47.294</b>	2:22.829 (2)	74.83	0.607	15:37:40.073
5 -	1:35.913	47.790	2:23.703 (3)	74.37	1.481	15:40:03.776

P26 37 Ricky WOODS			Suzuki GSXR 600 - KTS Vehicle Repairs			
IDEAL LAP TIME : 2:21.783		BEST LAP TIME : 2:22.204		DIFFERENCE : 0.421		
LAP	SECTOR 1	SECTOR 2	LAP TIME	MPH	DIFF	TIME OF DAY
1 -		48.807	2:37.809	67.72	15.605	15:30:34.844
2 -	1:35.896	<b>48.120</b>	2:24.016 (2)	74.21	1.812	15:32:58.860
3 -	<b>1:33.663</b>	48.541	<b>2:22.204 (1)</b>	<b>75.16</b>		<b>15:35:21.064</b>
4 -	1:35.149	49.817	2:24.966 (3)	73.72	2.762	15:37:46.030
5 -	1:36.805	48.871	2:25.676	73.36	3.472	15:40:11.706

P27 513 R Pablo ROMERO			Suzuki GSXR600 - The Sausage Racing Team			
IDEAL LAP TIME : 2:21.899		BEST LAP TIME : 2:21.940		DIFFERENCE : 0.041		
LAP	SECTOR 1	SECTOR 2	LAP TIME	MPH	DIFF	TIME OF DAY
1 -		51.965	2:42.407	65.81	20.467	15:30:39.442
2 -	1:37.505	48.897	2:26.402	73.00	4.462	15:33:05.844
3 -	1:36.000	48.471	2:24.471 (3)	73.98	2.531	15:35:30.315
4 -	<b>1:33.518</b>	48.696	2:22.214 (2)	75.15	0.274	15:37:52.529
5 -	1:33.559	<b>48.381</b>	<b>2:21.940 (1)</b>	<b>75.29</b>		<b>15:40:14.469</b>

P28 63 RMT Stephen PERFITT			Suzuki SV650 -			
IDEAL LAP TIME : 2:24.698		BEST LAP TIME : 2:24.698		DIFFERENCE : 0.000		
LAP	SECTOR 1	SECTOR 2	LAP TIME	MPH	DIFF	TIME OF DAY
1 -		49.743	2:36.839	68.14	12.141	15:30:33.874
2 -	1:37.068	49.213	2:26.281 (3)	73.06	1.583	15:33:00.155
3 -	<b>1:36.070</b>	<b>48.628</b>	<b>2:24.698 (1)</b>	<b>73.86</b>		<b>15:35:24.853</b>
4 -	1:36.279	49.385	2:25.664 (2)	73.37	0.966	15:37:50.517
5 -	1:37.475	49.180	2:26.655	72.87	1.957	15:40:17.172

P29 193 RMT Tony BOTTO			Suzuki SV650 - TB Motorcycles			
IDEAL LAP TIME : 2:23.295		BEST LAP TIME : 2:23.311		DIFFERENCE : 0.016		
LAP	SECTOR 1	SECTOR 2	LAP TIME	MPH	DIFF	TIME OF DAY
1 -		54.518	2:43.813	65.24	20.502	15:30:40.848
2 -	1:36.824	49.902	2:26.726	72.84	3.415	15:33:07.574
3 -	<b>1:34.947</b>	48.773	2:23.720 (2)	74.36	0.409	15:35:31.294
4 -	1:34.963	<b>48.348</b>	<b>2:23.311 (1)</b>	<b>74.57</b>		<b>15:37:54.605</b>
5 -	1:36.245	48.362	2:24.607 (3)	73.91	1.296	15:40:19.212

P30 455 RMT Tyler DONOVAN			Suzuki SV650 -			
IDEAL LAP TIME : 2:26.132		BEST LAP TIME : 2:27.222		DIFFERENCE : 1.090		
LAP	SECTOR 1	SECTOR 2	LAP TIME	MPH	DIFF	TIME OF DAY
1 -		51.474	2:40.984	66.39	13.762	15:30:38.019
2 -	1:37.509	49.748	2:27.257 (2)	72.58	0.035	15:33:05.276
3 -	1:40.529	<b>48.896</b>	2:29.425	71.52	2.203	15:35:34.701
4 -	<b>1:37.236</b>	50.336	2:27.572 (3)	72.42	0.350	15:38:02.273
5 -	1:37.324	49.898	<b>2:27.222 (1)</b>	<b>72.59</b>		<b>15:40:29.495</b>

Weather / Track : Cloudy / Dry

Snetterton 300  
 Circuit Length = 2.9689 miles  
 Start: 15:27 Flag 15:38 End: 15:41

# BMCRC - MRO Championships 2021 - Rnd 2 @ Snetterton 300

## BMCRC Thunderbike Sport & Rookie Minitwins

### RACE 9 - SECTOR ANALYSIS



SECTOR 1 = FL to I1, SECTOR 2 = I1 to FL, DIFF = Difference To Personal Best Lap, P = Crossed Finish Line in Pit Lane, D = Time Disallowed

P31 114 RMT Adam CAVEY		Suzuki SV650 - PogSpeed				
IDEAL LAP TIME : 2:25.334		BEST LAP TIME : 2:25.646		DIFFERENCE : 0.312		
LAP	SECTOR 1	SECTOR 2	LAP TIME	MPH	DIFF	TIME OF DAY
1 -		52.535	2:44.370	65.02	18.724	15:30:41.405
2 -	1:38.336	50.897	2:29.233	71.62	3.587	15:33:10.638
3 -	1:37.068	49.782	2:26.850 (3)	72.78	1.204	15:35:37.488
4 -	1:37.572	<b>48.989</b>	2:26.561 (2)	72.92	0.915	15:38:04.049
5 -	<b>1:36.345</b>	49.301	<b>2:25.646 (1)</b>	<b>73.38</b>		<b>15:40:29.695</b>

P32 919 RMT Andrew BELLIS		Suzuki SV650 -				
IDEAL LAP TIME : 2:27.843		BEST LAP TIME : 2:28.004		DIFFERENCE : 0.161		
LAP	SECTOR 1	SECTOR 2	LAP TIME	MPH	DIFF	TIME OF DAY
1 -		51.191	2:40.362	66.64	12.358	15:30:37.397
2 -	1:39.746	50.798	2:30.544	70.99	2.540	15:33:07.941
3 -	1:39.188	49.700	2:28.888 (3)	71.78	0.884	15:35:36.829
4 -	<b>1:38.293</b>	50.378	2:28.671 (2)	71.89	0.667	15:38:05.500
5 -	1:38.454	<b>49.550</b>	<b>2:28.004 (1)</b>	<b>72.21</b>		<b>15:40:33.504</b>

P33 101 Glen TRIPP		Honda CBR 600FW - yaki too racing				
IDEAL LAP TIME : 2:26.051		BEST LAP TIME : 2:26.595		DIFFERENCE : 0.544		
LAP	SECTOR 1	SECTOR 2	LAP TIME	MPH	DIFF	TIME OF DAY
1 -		51.889	2:43.367	65.42	16.772	15:30:40.402
2 -	1:38.690	50.915	2:29.605 (3)	71.44	3.010	15:33:10.007
3 -	1:39.328	51.172	2:30.500	71.01	3.905	15:35:40.507
4 -	<b>1:37.504</b>	49.091	<b>2:26.595 (1)</b>	<b>72.90</b>		<b>15:38:07.102</b>
5 -	1:38.087	<b>48.547</b>	2:26.634 (2)	72.88	0.039	15:40:33.736

P34 29 RMT Hayden KILLWORTH		Suzuki SV650 - BK Racing				
IDEAL LAP TIME : 2:26.676		BEST LAP TIME : 2:27.326		DIFFERENCE : 0.650		
LAP	SECTOR 1	SECTOR 2	LAP TIME	MPH	DIFF	TIME OF DAY
1 -		52.693	2:44.965	64.78	17.639	15:30:42.000
2 -	1:38.517	50.618	2:29.135 (3)	71.66	1.809	15:33:11.135
3 -	1:38.094	<b>49.232</b>	<b>2:27.326 (1)</b>	<b>72.54</b>		<b>15:35:38.461</b>
4 -	<b>1:37.444</b>	50.147	2:27.591 (2)	72.41	0.265	15:38:06.052
5 -	1:38.203	55.960	2:34.163	69.32	6.837	15:40:40.215

P35 185 R Ben LOGAN		Kawasaki ZX6R -				
IDEAL LAP TIME : 2:28.455		BEST LAP TIME : 2:29.892		DIFFERENCE : 1.437		
LAP	SECTOR 1	SECTOR 2	LAP TIME	MPH	DIFF	TIME OF DAY
1 -		51.960	2:41.975	65.98	12.083	15:30:39.010
2 -	1:38.677	51.777	2:30.454 (2)	71.03	0.562	15:33:09.464
3 -	<b>1:38.268</b>	53.133	2:31.401	70.59	1.509	15:35:40.865
4 -	1:39.518	51.137	2:30.655 (3)	70.94	0.763	15:38:11.520
5 -	1:39.705	<b>50.187</b>	<b>2:29.892 (1)</b>	<b>71.30</b>		<b>15:40:41.412</b>

P36 116 RMT Gareth FAITH		Suzuki SV650 - Sitramoto				
IDEAL LAP TIME : 2:31.986		BEST LAP TIME : 2:32.412		DIFFERENCE : 0.426		
LAP	SECTOR 1	SECTOR 2	LAP TIME	MPH	DIFF	TIME OF DAY
1 -		<b>51.565</b>	2:45.892	64.42	13.480	15:30:42.927
2 -	<b>1:40.421</b>	51.991	<b>2:32.412 (1)</b>	<b>70.12</b>		<b>15:33:15.339</b>
3 -	1:42.104	52.044	2:34.148 (3)	69.33	1.736	15:35:49.487
4 -	1:40.787	52.361	2:33.148 (2)	69.78	0.736	15:38:22.635
5 -	1:45.018	51.730	2:36.748	68.18	4.336	15:40:59.383

Weather / Track : Cloudy / Dry

Snetterton 300  
 Circuit Length = 2.9689 miles  
 Start: 15:27 Flag 15:38 End: 15:41

# BMCRC - MRO Championships 2021 - Rnd 2 @ Snetterton 300

## BMCRC Thunderbike Sport & Rookie Minitwins

### RACE 9 - SECTOR ANALYSIS



SECTOR 1 = FL to I1, SECTOR 2 = I1 to FL, DIFF = Difference To Personal Best Lap, P = Crossed Finish Line in Pit Lane, D = Time Disallowed

<b>P37 966 RMT Paul LEE</b>		Suzuki SV650 -				
IDEAL LAP TIME : 2:41.154		BEST LAP TIME : 2:43.070				
		DIFFERENCE : 1.916				
LAP	SECTOR 1	SECTOR 2	LAP TIME	MPH	DIFF	TIME OF DAY
1 -		56.947	2:58.306	59.94	15.236	15:30:55.341
2 -	<b>1:47.142</b>	55.995	2:43.137 (2)	65.51	0.067	15:33:38.478
3 -	1:48.468	54.902	2:43.370 (3)	65.42	0.300	15:36:21.848
4 -	1:49.058	<b>54.012</b>	<b>2:43.070 (1)</b>	<b>65.54</b>		<b>15:39:04.918</b>

<b>P38 109 R Marc BELL</b>		Yamaha R6 5SL -				
IDEAL LAP TIME : 2:12.539		BEST LAP TIME : 2:12.702				
		DIFFERENCE : 0.163				
LAP	SECTOR 1	SECTOR 2	LAP TIME	MPH	DIFF	TIME OF DAY
1 -		46.781	2:28.338 (3)	72.05	15.636	15:30:25.373
2 -	1:29.454	45.628	2:15.082 (2)	79.12	2.380	15:32:40.455
3 -	1:27.871	<b>44.831</b>	<b>2:12.702 (1)</b>	<b>80.54</b>		<b>15:34:53.157</b>

# BMCRC - MRO Championships 2021 - Rnd 2 @ Snetterton 300

## BMCRC Thunderbike Sport & Rookie Minitwins

### RACE 9 - BEST SECTORS

SECTOR 1			SECTOR 2			IDEAL / BEST COMPARISON						
POS	NO	NAME	TIME	NO	NAME	TIME	POS	NO	NAME	IDEAL	BEST	DIFF
									<b>PERFECT LAP</b>	<b>2:03.867</b>		
1	961	SIM	1:22.211	961	SIM	41.656	1	961	SIM	2:03.867	2:03.964	0.097
2	52	FRICKER	1:22.471	52	FRICKER	41.693	2	52	FRICKER	2:04.164	2:04.397	0.233
3	624	FEDRICK	1:24.126	624	FEDRICK	42.355	3	624	FEDRICK	2:06.481	2:06.503	0.022
4	54	JAMISON	1:24.774	54	JAMISON	42.505	4	54	JAMISON	2:07.279	2:07.712	0.433
5	48	WALLIS	1:25.508	351	DIGBY-BAKER	42.657	5	351	DIGBY-BAKER	2:08.187	2:08.187	0.000
6	351	DIGBY-BAKER	1:25.530	81	MAY	42.786	6	48	WALLIS	2:08.707	2:08.763	0.056
7	84	BRANCO	1:25.671	48	WALLIS	43.199	7	81	MAY	2:08.710	2:08.959	0.249
8	25	DAY	1:25.891	84	BRANCO	43.384	8	84	BRANCO	2:09.055	2:09.424	0.369
9	81	MAY	1:25.924	72	GILLAM	43.386	9	25	DAY	2:09.322	2:09.519	0.197
10	168	DALRYMPLE	1:26.786	25	DAY	43.431	10	168	DALRYMPLE	2:10.457	2:11.240	0.783
11	75	MAY	1:27.417	168	DALRYMPLE	43.671	11	72	GILLAM	2:11.206	2:11.397	0.191
12	109	BELL	1:27.708	166	BAKER	43.982	12	75	MAY	2:12.101	2:12.108	0.007
13	72	GILLAM	1:27.820	123	FORSYTH	44.475	13	166	BAKER	2:12.426	2:13.379	0.953
14	73	LECOQ	1:28.155	73	LECOQ	44.611	14	109	BELL	2:12.539	2:12.702	0.163
15	166	BAKER	1:28.444	75	MAY	44.684	15	73	LECOQ	2:12.766	2:12.766	0.000
16	234	FLUX	1:29.792	109	BELL	44.831	16	123	FORSYTH	2:14.383	2:14.664	0.281
17	123	FORSYTH	1:29.908	192	MOFFA	45.047	17	234	FLUX	2:15.065	2:15.338	0.273
18	192	MOFFA	1:30.455	234	FLUX	45.273	18	192	MOFFA	2:15.502	2:15.530	0.028
19	22	MAY	1:30.487	22	MAY	45.979	19	22	MAY	2:16.466	2:16.568	0.102
20	333	STUBBERFIELD	1:31.387	62	KING	46.083	20	333	STUBBERFIELD	2:18.069	2:18.203	0.134
21	49	CHAYTOR	1:31.617	333	STUBBERFIELD	46.682	21	80	LANE	2:18.388	2:18.388	0.000
22	80	LANE	1:31.623	80	LANE	46.765	22	62	KING	2:18.395	2:18.395	0.000
23	62	KING	1:32.312	189	LAWSON	47.166	23	49	CHAYTOR	2:18.916	2:18.916	0.000
24	744	ANDERSON	1:32.707	138	JARMIN	47.294	24	744	ANDERSON	2:20.300	2:20.300	0.000
25	513	ROMERO	1:33.518	49	CHAYTOR	47.299	25	189	LAWSON	2:20.936	2:20.936	0.000
26	37	WOODS	1:33.663	744	ANDERSON	47.593	26	37	WOODS	2:21.783	2:22.204	0.421
27	189	LAWSON	1:33.770	37	WOODS	48.120	27	513	ROMERO	2:21.899	2:21.940	0.041
28	138	JARMIN	1:34.922	193	BOTTO	48.348	28	138	JARMIN	2:22.216	2:22.222	0.006
29	193	BOTTO	1:34.947	513	ROMERO	48.381	29	193	BOTTO	2:23.295	2:23.311	0.016
30	63	PERFITT	1:36.070	101	TRIPP	48.547	30	63	PERFITT	2:24.698	2:24.698	0.000
31	114	CAVEY	1:36.345	63	PERFITT	48.628	31	114	CAVEY	2:25.334	2:25.646	0.312
32	455	DONOVAN	1:37.236	455	DONOVAN	48.896	32	101	TRIPP	2:26.051	2:26.595	0.544
33	29	KILLWORTH	1:37.444	114	CAVEY	48.989	33	455	DONOVAN	2:26.132	2:27.222	1.090
34	101	TRIPP	1:37.504	29	KILLWORTH	49.232	34	29	KILLWORTH	2:26.676	2:27.326	0.650
35	185	LOGAN	1:38.268	919	BELLIS	49.550	35	919	BELLIS	2:27.843	2:28.004	0.161
36	919	BELLIS	1:38.293	185	LOGAN	50.187	36	185	LOGAN	2:28.455	2:29.892	1.437
37	116	FAITH	1:40.421	116	FAITH	51.565	37	116	FAITH	2:31.986	2:32.412	0.426
38	966	LEE	1:47.142	966	LEE	54.012	38	966	LEE	2:41.154	2:43.070	1.916
39												
40												
41												

Weather / Track : Cloudy / Dry

Snetterton 300

Circuit Length = 2.9689 miles

Start: 15:27 Flag 15:38 End: 15:41

Results can be found at [www.tsl-timing.com](http://www.tsl-timing.com)

Printed - 15:43 Saturday, 29 May 2021

# BMCRC - MRO Championships 2021 - Rnd 2 @ Snetterton 300

## BMCRC Thunderbike Sport & Rookie Minitwins

### RACE 9 - STATISTICS

**Competitors Started** 40  
**Planned Start** 2021-05-29 @ 14:40:00.000  
**Actual Start** 2021-05-29 @ 15:27:57.034  
**Finish Time** 2021-05-29 @ 15:38:27.096  
**Track Length** 2.9689mi.  
**Total Laps** 187  
**Total Distance Covered** 555.1864mi.

#### Session Fastest Lap History

NO	CL	NAME	LAP TIME	TIME OF DAY	LAP	VEHICLE
961		Jack SIM	<b>2:10.735</b>	15:30:07.777	1	Yamaha R6 (NO1 BIKE)
961		Jack SIM	<b>2:05.322</b>	15:32:13.099	2	Yamaha R6 (NO1 BIKE)
52		Elliot FRICKER	<b>2:05.291</b>	15:32:13.430	2	Honda CBR600
961		Jack SIM	<b>2:04.990</b>	15:34:18.089	3	Yamaha R6 (NO1 BIKE)
52		Elliot FRICKER	<b>2:04.907</b>	15:34:18.335	3	Honda CBR600
52		Elliot FRICKER	<b>2:04.562</b>	15:36:22.898	4	Honda CBR600
961		Jack SIM	<b>2:03.964</b>	15:38:27.104	5	Yamaha R6 (NO1 BIKE)

#### Session Leader History

NO	CL	NAME	FROM LAP	LAPS LED	DISTANCE	VEHICLE
961		Jack SIM	1	3	8.90 miles	Yamaha R6 (NO1 BIKE)
52		Elliot FRICKER	4	1	2.96 miles	Honda CBR600
961		Jack SIM	5	1	2.96 miles	Yamaha R6 (NO1 BIKE)

#### Flag History

TYPE	TIME OF DAY
GREEN	15:27:57.034
FINISH	15:38:27.096

#### Flag Statistics

TYPE	COUNT	TOTAL LAPS	TOTAL TIME
Green	1	5	13:06.969
Red	0	0	0.000
Safety Car	0	0	0.000
FCY	0	0	0.000

Weather / Track : Cloudy / Dry

# BMCRC - MRO Championships 2021 - Rnd 2 @ Snetterton 300

## BMCRC Thunderbike Sport & Rookie Minitwins

### RACE 9 - STATISTICS

CLASS :

14 Starters

#### Fastest Lap History

NO	NAME	LAP TIME	TIME OF DAY	LAP	VEHICLE
961	Jack SIM	2:10.735	15:30:07.777	1	Yamaha R6 (NO1 BIKE)
961	Jack SIM	2:05.322	15:32:13.099	2	Yamaha R6 (NO1 BIKE)
52	Elliot FRICKER	2:05.291	15:32:13.430	2	Honda CBR600
961	Jack SIM	2:04.990	15:34:18.089	3	Yamaha R6 (NO1 BIKE)
52	Elliot FRICKER	2:04.907	15:34:18.335	3	Honda CBR600
52	Elliot FRICKER	2:04.562	15:36:22.898	4	Honda CBR600
961	Jack SIM	2:03.964	15:38:27.104	5	Yamaha R6 (NO1 BIKE)

#### Leader History

NO	NAME	FROM LAP	LAPS LED	DISTANCE	VEHICLE
961	Jack SIM	1	3	8.90 miles	Yamaha R6 (NO1 BIKE)
52	Elliot FRICKER	4	1	2.96 miles	Honda CBR600
961	Jack SIM	5	1	2.96 miles	Yamaha R6 (NO1 BIKE)

Weather / Track : Cloudy / Dry

Results can be found at [www.tsl-timing.com](http://www.tsl-timing.com)

Page 2 of 4

Snetterton 300  
Circuit Length = 2.9689 miles  
Start: 15:27 Flag 15:38 End: 15:41

Printed - 15:43 Saturday, 29 May 2021

# BMCRC - MRO Championships 2021 - Rnd 2 @ Snetterton 300

## BMCRC Thunderbike Sport & Rookie Minitwins

### RACE 9 - STATISTICS

**CLASS : R**

8 Starters

#### Fastest Lap History

NO	NAME	LAP TIME	TIME OF DAY	LAP	VEHICLE
168	Aaron DALRYMPLE	<b>2:18.990</b>	15:30:16.042	1	Suzuki GSXR 600
168	Aaron DALRYMPLE	<b>2:11.491</b>	15:32:27.533	2	Suzuki GSXR 600
168	Aaron DALRYMPLE	<b>2:11.417</b>	15:36:52.283	4	Suzuki GSXR 600
168	Aaron DALRYMPLE	<b>2:11.240</b>	15:39:03.521	5	Suzuki GSXR 600

#### Leader History

NO	NAME	FROM LAP	LAPS LED	DISTANCE	VEHICLE
168	Aaron DALRYMPLE	1	5	14.84 miles	Suzuki GSXR 600

# BMCRC - MRO Championships 2021 - Rnd 2 @ Snetterton 300

## BMCRC Thunderbike Sport & Rookie Minitwins

### RACE 9 - STATISTICS

**CLASS : RMT**

18 Starters

#### Fastest Lap History

NO	NAME	LAP TIME	TIME OF DAY	LAP	VEHICLE
72	Mark GILLAM	<b>2:19.783</b>	15:30:16.825	1	Suzuki SV650
72	Mark GILLAM	<b>2:11.596</b>	15:32:28.421	2	Suzuki SV650
72	Mark GILLAM	<b>2:11.397</b>	15:34:39.818	3	Suzuki SV650

#### Leader History

NO	NAME	FROM LAP	LAPS LED	DISTANCE	VEHICLE
72	Mark GILLAM	1	5	14.84 miles	Suzuki SV650



# BMCRC - MRO Championships 2021 - Rnd 2 @ Snetterton 300



## BMCRC Thunderbike Sport & Rookie Minitwins

### RACE 18 - GRID (5 Laps)

ROW 14	42		41	<b>286</b> Michael HALES	40	<b>50</b> Paul ROBSON	
ROW 13		39	<b>32</b> Jack WILLIAMS	38	<b>966</b> Paul LEE	37	<b>116</b> Gareth FAITH
ROW 12	36	<b>185</b> Ben LOGAN	35	<b>919</b> Andrew BELLIS	34	<b>29</b> Hayden KILLWORTH	
ROW 11		33	<b>455</b> Tyler DONOVAN	32	<b>101</b> Glen TRIPP	31	<b>114</b> Adam CAVEY
ROW 10	30	<b>63</b> Stephen PERFITT	29	<b>193</b> Tony BOTTO	28	<b>138</b> Craig JARMIN	
ROW 9		27	<b>37</b> Ricky WOODS	26	<b>513</b> Pablo ROMERO	25	<b>189</b> Mark LAWSON
ROW 8	24	<b>744</b> Gary ANDERSON	23	<b>49</b> Oli CHAYTOR	22	<b>62</b> James KING	
ROW 7		21	<b>80</b> Stephen LANE	20	<b>333</b> Mark STUBBERFIELD	19	<b>22</b> Matthew MAY
ROW 6	18	<b>192</b> Richard MOFFA	17	<b>234</b> Andrew FLUX	16	<b>123</b> Adam FORSYTH	
ROW 5		15	<b>166</b> Nicholas BAKER	14	<b>73</b> Esteban LECOQ	13	<b>109</b> Marc BELL
ROW 4	12	<b>75</b> Stewart MAY	11	<b>72</b> Mark GILLAM	10	<b>168</b> Aaron DALRYMPLE	
ROW 3		9	<b>25</b> Harrison DAY	8	<b>84</b> Ricardo BRANCO	7	<b>81</b> Malvern MAY
ROW 2	6	<b>48</b> Shaun WALLIS	5	<b>351</b> Sam DIGBY-BAKER	4	<b>54</b> Adam JAMISON	
ROW 1		3	<b>624</b> Matthew FEDRICK	2	<b>52</b> Elliot FRICKER	1	<b>961</b> Jack SIM
<b>Pole</b>							

Snetterton 300

Circuit Length = 2.9689 miles

These results are provisional until the conclusion of any judicial and technical matters.

Clerk Of Course :	Stewards :	Timekeeper : Craig Smith
-------------------	------------	--------------------------

Results can be found at [www.tsl-timing.com](http://www.tsl-timing.com)

Printed - 15:45 Saturday, 29 May 2021



# BMCRC - MRO Championships 2021 - Rnd 2 @ Snetterton 300



## BMCRC Thunderbike Sport & Rookie Minitwins

### RACE 18 - CLASSIFICATION

POS	NO	CL	PIC NAME	ENTRY	LAPS	TIME	GAP	DIFF	MPH	BEST	ON
1	961		1 Jack SIM	Yamaha R6 - Platform Lift Engineers Ltd	5	10:23.796			85.66	2:02.758	4
2	52		2 Elliot FRICKER	Honda CBR600 - Petwise.org, S&S, Ride in Bike Ty	5	10:23.942	0.146	0.146	85.64	2:02.794	4
3	54		3 Adam JAMISON	Yamaha R6 - Team AJR	5	10:38.857	15.061	14.915	83.65	2:05.812	4
4	624		4 Matthew FEDRICK	Yamaha R6 - M. Fedrick Farriers Ltd/ Palmer Race Sl	5	10:38.969	15.173	0.112	83.63	2:05.832	2
5	84		5 Ricardo BRANCO	Yamaha R6 - IMP Racing	5	10:51.007	27.211	12.038	82.08	2:08.607	2
6	351		6 Sam DIGBY-BAKER	Yamaha R6 -	5	10:51.287	27.491	0.280	82.05	2:08.400	4
7	48		7 Shaun WALLIS	Yamaha R6 - MBC Despatch Racing	5	10:51.490	27.694	0.203	82.02	2:08.184	4
8	25		8 Harrison DAY	Suzuki SV650 -	5	10:51.930	28.134	0.440	81.97	2:08.609	4
9	81		9 Malvern MAY	Honda CBR600RR -	5	10:58.903	35.107	6.973	81.10	2:09.610	4
10	168	R	1 Aaron DALRYMPLE	Suzuki GSXR 600 -	5	11:09.738	45.942	10.835	79.79	2:11.717	4
11	166	RMT	1 Nicholas BAKER	Suzuki SV650 - K66	5	11:12.177	48.381	2.439	79.50	2:12.019	4
12	22		10 Matthew MAY	Honda CBR600FY - Late Breakers	5	11:17.981	54.185	5.804	78.82	2:12.746	3
13	75		11 Stewart MAY	Honda CBR600F3 - Moths in the wallet	5	11:18.060	54.264	0.079	78.81	2:13.271	5
14	73	RMT	2 Esteban LECOQ	Suzuki SV650 SK5 -	5	11:18.748	54.952	0.688	78.73	2:13.526	5
15	123	RMT	3 Adam FORSYTH	Suzuki SV650 - Rock Oil	5	11:19.586	55.790	0.838	78.63	2:14.076	5
16	234	RMT	4 Andrew FLUX	Suzuki SV650 - Mach 1 Automotive LTD	5	11:26.331	1:02.535	6.745	77.86	2:15.285	5
17	109	R	2 Marc BELL	Yamaha R6 5SL -	5	11:27.226	1:03.430	0.895	77.76	2:12.678	3
18	192	RMT	5 Richard MOFFA	Suzuki SV650 -	5	11:28.410	1:04.614	1.184	77.62	2:14.390	5
19	62	RMT	6 James KING	Suzuki SV650 - King and Drury construction	5	11:33.006	1:09.210	4.596	77.11	2:16.292	5
20	80*	R	3 Stephen LANE	Kawasaki ZX6R -	5	11:43.490	1:19.694	10.484	75.96	2:18.045	2
21	37*		12 Ricky WOODS	Suzuki GSXR 600 - KTS Vehicle Repairs	5	11:45.262	1:21.466	1.772	75.77	2:18.049	2
22	744	RMT	7 Gary ANDERSON	Suzuki SV650 - A&M MOT Services. Guildford	5	11:48.869	1:25.073	3.607	75.38	2:18.838	3
23	138	RMT	8 Craig JARMIN	Suzuki SV650 - BK Racing	5	11:49.001	1:25.205	0.132	75.37	2:18.428	5
24	49	R	4 Oli CHAYTOR	Yamaha R6 - PearTree Racing	5	11:55.268	1:31.472	6.267	74.71	2:18.528	4
25	50		13 Paul ROBSON	Kawaski ZX6R - RBProperty services & Environment	5	11:55.373	1:31.577	0.105	74.70	2:16.488	5
26	333	R	5 Mark STUBBERFIELD	Suzuki SV650 SUPERTWIN -	5	11:57.272	1:33.476	1.899	74.50	2:18.602	5
27	63	RMT	9 Stephen PERFITT	Suzuki SV650 -	5	11:59.758	1:35.962	2.486	74.24	2:20.860	5
28	189	RMT	10 Mark LAWSON	Suzuki SV650 - Crawfords metal detectors	5	12:00.442	1:36.646	0.684	74.17	2:21.288	3
29	185	R	6 Ben LOGAN	Kawasaki ZX6R -	5	12:05.311	1:41.515	4.869	73.67	2:21.177	3
30	513	R	7 Pablo ROMERO	Suzuki GSXR600 - The Sausage Racing Team	5	12:10.008	1:46.212	4.697	73.20	2:21.711	5
31	193	RMT	11 Tony BOTTO	Suzuki SV650 - TB Motorcycles	5	12:11.978	1:48.182	1.970	73.00	2:22.123	5
32	455	RMT	12 Tyler DONOVAN	Suzuki SV650 -	5	12:13.371	1:49.575	1.393	72.86	2:22.257	5
33	114	RMT	13 Adam CAVEY	Suzuki SV650 - PogSpeed	5	12:16.117	1:52.321	2.746	72.59	2:23.609	3
34	919	RMT	14 Andrew BELLIS	Suzuki SV650 -	5	12:17.042	1:53.246	0.925	72.50	2:23.065	4
35	29	RMT	15 Hayden KILLWORTH	Suzuki SV650 - BK Racing	5	12:17.778	1:53.982	0.736	72.43	2:24.349	5
36	116	RMT	16 Gareth FAITH	Suzuki SV650 - Sitramoto	5	12:44.765	2:20.969	26.987	69.87	2:28.825	4
37	966	RMT	17 Paul LEE	Suzuki SV650 -	4	11:01.004	1 Lap	1 Lap	64.67	2:41.158	4

NOT CLASSIFIED

DNF	72	RMT	Mark GILLAM	Suzuki SV650 - No More Straps Ltd	0						
DNF	101		Glen TRIPP	Honda CBR 600FW - yaki too racing	0						

FASTEST LAP

961	Jack SIM	Yamaha R6 - Platform Lift Engineers Ltd	4	2:02.758	87.06 mph	140.11 kph
168 R	Aaron DALRYMPLE	Suzuki GSXR 600 -	4	2:11.717	81.14 mph	130.58 kph
166 RMT	Nicholas BAKER	Suzuki SV650 - K66	4	2:12.019	80.95 mph	130.29 kph

\* Bike 37 - Please fit a working transponder

\* Bike 80 - Please check transponder - didn't work on last lap

Class - 92.5% of Race Speed = 79.23 mph

Class R - 92.5% of Race Speed = 73.80 mph

Class RMT - 92.5% of Race Speed = 73.53 mph

Snetterton 300: 2.9689 miles

Race Distance: 5 Laps / 14.84 miles

Start: 18:09 Flag 18:19 End: 18:22

Weather / Track : Cloudy / Dry

These results are provisional until the conclusion of any judicial and technical matters.

Clerk Of Course :	Stewards :	Timekeeper : Craig Smith
-------------------	------------	--------------------------

Results can be found at [www.tsl-timing.com](http://www.tsl-timing.com)

Printed - 18:23 Saturday, 29 May 2021



# BMCRC - MRO Championships 2021 - Rnd 2 @ Snetterton 300

## BMCRC Thunderbike Sport & Rookie Minitwins

### RACE 18 - LAP CHART

LAP 1 @ 18:11:34.182			LAP 2 @ 18:13:38.408			LAP 3 @ 18:15:42.366			LAP 4 @ 18:17:45.160			LAP 5 @ 18:19:48.185		
NO	BEHIND	LAP TIME	NO	BEHIND	LAP TIME	NO	BEHIND	LAP TIME	NO	BEHIND	LAP TIME	NO	BEHIND	LAP TIME
52		2:09.793	52		2:04.226	52		2:03.958	52		2:02.794	961		2:02.812
961	0.443	2:10.236	961	0.509	2:04.292	961	0.249	2:03.698	961	0.213	2:02.758	52	0.146	2:03.171
54	2.210	2:12.003	624	3.894	2:05.832	624	8.525	2:08.589	624	11.605	2:05.874	54	15.061	2:06.084
624	2.288	2:12.081	54	4.874	2:06.890	54	8.984	2:08.068	54	12.002	2:05.812	624	15.173	2:06.593
84	4.853	2:14.646	84	9.234	2:08.607	84	15.030	2:09.754	84	21.028	2:08.792	84	27.211	2:09.208
351	5.084	2:14.877	351	9.941	2:09.083	351	15.559	2:09.576	351	21.165	2:08.400	351	27.491	2:09.351
48	5.870	2:15.663	48	11.000	2:09.356	48	16.575	2:09.533	48	21.965	2:08.184	48	27.694	2:08.754
25	6.511	2:16.304	25	11.540	2:09.255	25	16.663	2:09.081	25	22.478	2:08.609	25	28.134	2:08.681
81	9.127	2:18.920	81	15.671	2:10.770	81	21.667	2:09.954	81	28.483	2:09.610	81	35.107	2:09.649
168	11.051	2:20.844	168	19.332	2:12.507	168	27.294	2:11.920	168	36.217	2:11.717	966	1 Lap	2:41.158
123	11.398	2:21.191	166	20.276	2:12.778	166	29.468	2:13.150	166	38.693	2:12.019	168	45.942	2:12.750
75	11.484	2:21.277	75	21.313	2:14.055	22	30.210	2:12.746	22	41.765	2:14.349	166	48.381	2:12.713
166	11.724	2:21.517	22	21.422	2:13.311	75	31.207	2:13.852	75	44.018	2:15.605	22	54.185	2:15.445
22	12.337	2:22.130	123	22.236	2:15.064	109	31.868	2:12.678	109	44.315	2:15.241	75	54.264	2:13.271
73	12.420	2:22.213	73	22.504	2:14.310	123	32.752	2:14.474	73	44.451	2:14.438	73	54.952	2:13.526
109	13.220	2:23.013	109	23.148	2:14.154	73	32.807	2:14.261	123	44.739	2:14.781	123	55.790	2:14.076
234	14.741	2:24.534	234	26.177	2:15.662	234	37.731	2:15.512	234	50.275	2:15.338	234	1:02.535	2:15.285
62	16.124	2:25.917	62	28.939	2:17.041	192	41.380	2:16.126	192	53.249	2:14.663	109	1:03.430	2:22.140
192	16.481	2:26.274	192	29.212	2:16.957	62	42.235	2:17.254	62	55.943	2:16.502	192	1:04.614	2:14.390
37	16.641	2:26.434	37	30.464	2:18.049	80	45.552	2:18.185	80	1:01.154	2:18.396	62	1:09.210	2:16.292
80	17.506	2:27.299	80	31.325	2:18.045	37	46.283	2:19.777	37	1:03.634	2:20.145	80	1:19.694	2:21.565
744	19.460	2:29.253	744	36.074	2:20.840	744	50.954	2:18.838	744	1:07.644	2:19.484	37	1:21.466	2:20.857
49	19.626	2:29.419	138	39.097	2:21.817	138	54.081	2:18.942	138	1:09.802	2:18.515	744	1:25.073	2:20.454
63	20.942	2:30.735	63	39.345	2:22.629	63	57.727	2:22.340	49	1:15.737	2:18.528	138	1:25.205	2:18.428
138	21.506	2:31.299	189	41.709	2:23.018	189	59.039	2:21.288	333	1:17.899	2:19.229	49	1:31.472	2:18.760
189	22.917	2:32.710	49	42.374	2:26.974	49	1:00.003	2:21.587	189	1:18.005	2:21.760	50	1:31.577	2:16.488
513	25.235	2:35.028	50	45.590	2:23.702	50	1:00.457	2:18.825	50	1:18.114	2:20.451	333	1:33.476	2:18.602
50	26.114	2:35.907	513	46.025	2:25.016	333	1:01.464	2:19.290	63	1:18.127	2:23.194	63	1:35.962	2:20.860
455	26.819	2:36.612	333	46.132	2:20.847	185	1:04.271	2:21.177	185	1:22.781	2:21.304	189	1:36.646	2:21.666
185	26.934	2:36.727	185	47.052	2:24.344	513	1:07.009	2:24.942	513	1:27.526	2:23.311	185	1:41.515	2:21.759
193	28.016	2:37.809	193	48.495	2:24.705	114	1:08.832	2:23.609	193	1:29.084	2:22.493	513	1:46.212	2:21.711
114	28.568	2:38.361	455	48.738	2:26.145	455	1:08.957	2:24.177	455	1:30.343	2:24.180	193	1:48.182	2:22.123
919	29.436	2:39.229	114	49.181	2:24.839	193	1:09.385	2:24.848	919	1:30.779	2:23.065	455	1:49.575	2:22.257
333	29.511	2:39.304	919	49.633	2:24.423	919	1:10.508	2:24.833	114	1:31.378	2:25.340	114	1:52.321	2:23.968
29	30.085	2:39.878	29	50.406	2:24.547	29	1:10.869	2:24.421	29	1:32.658	2:24.583	919	1:53.246	2:25.492
116	35.311	2:45.104	116	1:03.202	2:32.117	116	1:28.978	2:29.734	116	1:55.009	2:28.825	29	1:53.982	2:24.349
966	43.380	2:53.173	966	1:22.754	2:43.600	966	2:01.869	2:43.073				116	2:20.969	2:28.985

Weather / Track : Cloudy / Dry

Snetterton 300

Circuit Length = 2.9689 miles

Start: 18:09 Flag 18:19 End: 18:22

Results can be found at [www.tsl-timing.com](http://www.tsl-timing.com)

Printed - 18:23 Saturday, 29 May 2021

# BMCRC - MRO Championships 2021 - Rnd 2 @ Snetterton 300

## BMCRC Thunderbike Sport & Rookie Minitwins

### RACE 18 - SECTOR ANALYSIS



SECTOR 1 = FL to I1, SECTOR 2 = I1 to FL, DIFF = Difference To Personal Best Lap, P = Crossed Finish Line in Pit Lane, D = Time Disallowed

P1 961		Jack SIM		Yamaha R6 - Platform Lift Engineers Ltd		
IDEAL LAP TIME : 2:02.758		BEST LAP TIME : 2:02.758		DIFFERENCE : 0.000		
LAP	SECTOR 1	SECTOR 2	LAP TIME	MPH	DIFF	TIME OF DAY
1 -		41.398	2:10.236	82.06	7.478	18:11:34.625
2 -	1:22.453	41.839	2:04.292	85.99	1.534	18:13:38.917
3 -	1:22.204	41.494	2:03.698 (3)	86.40	0.940	18:15:42.615
4 -	<b>1:21.700</b>	<b>41.058</b>	<b>2:02.758 (1)</b>	<b>87.06</b>		<b>18:17:45.373</b>
5 -	1:21.739	41.073	2:02.812 (2)	87.02	0.054	18:19:48.185

P2 52		Elliot FRICKER		Honda CBR600 - Petwise.org, S&S, Ride in Bike Tyres		
IDEAL LAP TIME : 2:02.794		BEST LAP TIME : 2:02.794		DIFFERENCE : 0.000		
LAP	SECTOR 1	SECTOR 2	LAP TIME	MPH	DIFF	TIME OF DAY
1 -		41.691	2:09.793	82.34	6.999	18:11:34.182
2 -	1:22.864	41.362	2:04.226	86.03	1.432	18:13:38.408
3 -	1:22.562	41.396	2:03.958 (3)	86.22	1.164	18:15:42.366
4 -	<b>1:21.805</b>	<b>40.989</b>	<b>2:02.794 (1)</b>	<b>87.04</b>		<b>18:17:45.160</b>
5 -	1:21.944	41.227	2:03.171 (2)	86.77	0.377	18:19:48.331

P3 54		Adam JAMISON		Yamaha R6 - Team AJR		
IDEAL LAP TIME : 2:05.783		BEST LAP TIME : 2:05.812		DIFFERENCE : 0.029		
LAP	SECTOR 1	SECTOR 2	LAP TIME	MPH	DIFF	TIME OF DAY
1 -		42.315	2:12.003	80.96	6.191	18:11:36.392
2 -	1:24.550	42.340	2:06.890 (3)	84.23	1.078	18:13:43.282
3 -	1:24.641	43.427	2:08.068	83.45	2.256	18:15:51.350
4 -	<b>1:24.112</b>	41.700	<b>2:05.812 (1)</b>	<b>84.95</b>		<b>18:17:57.162</b>
5 -	1:24.413	<b>41.671</b>	2:06.084 (2)	84.76	0.272	18:20:03.246

P4 624		Matthew FEDRICK		Yamaha R6 - M. Fedrick Farriers Ltd/ Palmer Race Skool		
IDEAL LAP TIME : 2:05.237		BEST LAP TIME : 2:05.832		DIFFERENCE : 0.595		
LAP	SECTOR 1	SECTOR 2	LAP TIME	MPH	DIFF	TIME OF DAY
1 -		42.144	2:12.081	80.92	6.249	18:11:36.470
2 -	1:23.963	41.869	<b>2:05.832 (1)</b>	<b>84.93</b>		<b>18:13:42.302</b>
3 -	1:24.674	43.915	2:08.589	83.11	2.757	18:15:50.891
4 -	<b>1:23.957</b>	41.917	2:05.874 (2)	84.91	0.042	18:17:56.765
5 -	1:25.313	<b>41.280</b>	2:06.593 (3)	84.42	0.761	18:20:03.358

P5 84		Ricardo BRANCO		Yamaha R6 - IMP Racing		
IDEAL LAP TIME : 2:07.809		BEST LAP TIME : 2:08.607		DIFFERENCE : 0.798		
LAP	SECTOR 1	SECTOR 2	LAP TIME	MPH	DIFF	TIME OF DAY
1 -		43.303	2:14.646	79.37	6.039	18:11:39.035
2 -	1:25.586	43.021	<b>2:08.607 (1)</b>	<b>83.10</b>		<b>18:13:47.642</b>
3 -	1:26.438	43.316	2:09.754	82.37	1.147	18:15:57.396
4 -	1:25.948	<b>42.844</b>	2:08.792 (2)	82.98	0.185	18:18:06.188
5 -	<b>1:24.965</b>	44.243	2:09.208 (3)	82.71	0.601	18:20:15.396

P6 351		Sam DIGBY-BAKER		Yamaha R6 -		
IDEAL LAP TIME : 2:07.926		BEST LAP TIME : 2:08.400		DIFFERENCE : 0.474		
LAP	SECTOR 1	SECTOR 2	LAP TIME	MPH	DIFF	TIME OF DAY
1 -		42.945	2:14.877	79.24	6.477	18:11:39.266
2 -	1:26.309	42.774	2:09.083 (2)	82.80	0.683	18:13:48.349
3 -	1:26.337	43.239	2:09.576	82.48	1.176	18:15:57.925
4 -	1:25.768	<b>42.632</b>	<b>2:08.400 (1)</b>	<b>83.24</b>		<b>18:18:06.325</b>
5 -	<b>1:25.294</b>	44.057	2:09.351 (3)	82.62	0.951	18:20:15.676

Weather / Track : Cloudy / Dry

Snetterton 300  
Circuit Length = 2.9689 miles  
Start: 18:09 Flag 18:19 End: 18:22

# BMCRC - MRO Championships 2021 - Rnd 2 @ Snetterton 300

## BMCRC Thunderbike Sport & Rookie Minitwins

### RACE 18 - SECTOR ANALYSIS



SECTOR 1 = FL to I1, SECTOR 2 = I1 to FL, DIFF = Difference To Personal Best Lap, P = Crossed Finish Line in Pit Lane, D = Time Disallowed

P7 48		Shaun WALLIS		Yamaha R6 - MBC Despatch Racing		
IDEAL LAP TIME : 2:08.052		BEST LAP TIME : 2:08.184		DIFFERENCE : 0.132		
LAP	SECTOR 1	SECTOR 2	LAP TIME	MPH	DIFF	TIME OF DAY
1 -		43.636	2:15.663	78.78	7.479	18:11:40.052
2 -	1:25.720	43.636	2:09.356 (3)	82.62	1.172	18:13:49.408
3 -	1:25.445	44.088	2:09.533	82.51	1.349	18:15:58.941
4 -	1:25.044	<b>43.140</b>	<b>2:08.184 (1)</b>	<b>83.38</b>		<b>18:18:07.125</b>
5 -	<b>1:24.912</b>	43.842	2:08.754 (2)	83.01	0.570	18:20:15.879

P8 25		Harrison DAY		Suzuki SV650 -		
IDEAL LAP TIME : 2:07.875		BEST LAP TIME : 2:08.609		DIFFERENCE : 0.734		
LAP	SECTOR 1	SECTOR 2	LAP TIME	MPH	DIFF	TIME OF DAY
1 -		43.679	2:16.304	78.41	7.695	18:11:40.693
2 -	1:26.127	<b>43.128</b>	2:09.255	82.68	0.646	18:13:49.948
3 -	1:25.747	43.334	2:09.081 (3)	82.80	0.472	18:15:59.029
4 -	1:25.408	43.201	<b>2:08.609 (1)</b>	<b>83.10</b>		<b>18:18:07.638</b>
5 -	<b>1:24.747</b>	43.934	2:08.681 (2)	83.05	0.072	18:20:16.319

P9 81		Malvern MAY		Honda CBR600RR -		
IDEAL LAP TIME : 2:09.316		BEST LAP TIME : 2:09.610		DIFFERENCE : 0.294		
LAP	SECTOR 1	SECTOR 2	LAP TIME	MPH	DIFF	TIME OF DAY
1 -		44.834	2:18.920	76.93	9.310	18:11:43.309
2 -	1:27.421	43.349	2:10.770	81.73	1.160	18:13:54.079
3 -	1:26.825	<b>43.129</b>	2:09.954 (3)	82.24	0.344	18:16:04.033
4 -	1:26.408	43.202	<b>2:09.610 (1)</b>	<b>82.46</b>		<b>18:18:13.643</b>
5 -	<b>1:26.187</b>	43.462	2:09.649 (2)	82.43	0.039	18:20:23.292

P10 168 R		Aaron DALRYMPLE		Suzuki GSXR 600 -		
IDEAL LAP TIME : 2:11.075		BEST LAP TIME : 2:11.717		DIFFERENCE : 0.642		
LAP	SECTOR 1	SECTOR 2	LAP TIME	MPH	DIFF	TIME OF DAY
1 -		44.033	2:20.844	75.88	9.127	18:11:45.233
2 -	1:27.978	44.529	2:12.507 (3)	80.66	0.790	18:13:57.740
3 -	1:28.333	<b>43.587</b>	2:11.920 (2)	81.01	0.203	18:16:09.660
4 -	<b>1:27.488</b>	44.229	<b>2:11.717 (1)</b>	<b>81.14</b>		<b>18:18:21.377</b>
5 -	1:27.731	45.019	2:12.750	80.51	1.033	18:20:34.127

P11 166 RMT		Nicholas BAKER		Suzuki SV650 - K66		
IDEAL LAP TIME : 2:11.898		BEST LAP TIME : 2:12.019		DIFFERENCE : 0.121		
LAP	SECTOR 1	SECTOR 2	LAP TIME	MPH	DIFF	TIME OF DAY
1 -		44.795	2:21.517	75.52	9.498	18:11:45.906
2 -	<b>1:28.402</b>	44.376	2:12.778 (3)	80.49	0.759	18:13:58.684
3 -	1:29.278	43.872	2:13.150	80.27	1.131	18:16:11.834
4 -	1:28.523	<b>43.496</b>	<b>2:12.019 (1)</b>	<b>80.95</b>		<b>18:18:23.853</b>
5 -	1:28.984	43.729	2:12.713 (2)	80.53	0.694	18:20:36.566

P12 22		Matthew MAY		Honda CBR600FY - Late Breakers		
IDEAL LAP TIME : 2:12.583		BEST LAP TIME : 2:12.746		DIFFERENCE : 0.163		
LAP	SECTOR 1	SECTOR 2	LAP TIME	MPH	DIFF	TIME OF DAY
1 -		45.204	2:22.130	75.19	9.384	18:11:46.519
2 -	<b>1:28.453</b>	44.858	2:13.311 (2)	80.17	0.565	18:13:59.830
3 -	1:28.616	<b>44.130</b>	<b>2:12.746 (1)</b>	<b>80.51</b>		<b>18:16:12.576</b>
4 -	1:29.404	44.945	2:14.349 (3)	79.55	1.603	18:18:26.925
5 -	1:29.703	45.742	2:15.445	78.91	2.699	18:20:42.370

Weather / Track : Cloudy / Dry

Snetterton 300  
Circuit Length = 2.9689 miles  
Start: 18:09 Flag 18:19 End: 18:22

# BMCRC - MRO Championships 2021 - Rnd 2 @ Snetterton 300

## BMCRC Thunderbike Sport & Rookie Minitwins

### RACE 18 - SECTOR ANALYSIS



SECTOR 1 = FL to I1, SECTOR 2 = I1 to FL, DIFF = Difference To Personal Best Lap, P = Crossed Finish Line in Pit Lane, D = Time Disallowed

P13 75		Stewart MAY		Honda CBR600F3 - Moths in the wallet		
IDEAL LAP TIME : 2:12.924		BEST LAP TIME : 2:13.271		DIFFERENCE : 0.347		
LAP	SECTOR 1	SECTOR 2	LAP TIME	MPH	DIFF	TIME OF DAY
1 -		45.301	2:21.277	75.65	8.006	18:11:45.666
2 -	1:29.237	<b>44.818</b>	2:14.055 (3)	79.72	0.784	18:13:59.721
3 -	1:28.860	44.992	2:13.852 (2)	79.84	0.581	18:16:13.573
4 -	1:29.203	46.402	2:15.605	78.81	2.334	18:18:29.178
5 -	<b>1:28.106</b>	45.165	<b>2:13.271 (1)</b>	<b>80.19</b>		<b>18:20:42.449</b>

P14 73 RMT		Esteban LECOQ		Suzuki SV650 SK5 -		
IDEAL LAP TIME : 2:13.074		BEST LAP TIME : 2:13.526		DIFFERENCE : 0.452		
LAP	SECTOR 1	SECTOR 2	LAP TIME	MPH	DIFF	TIME OF DAY
1 -		45.254	2:22.213	75.15	8.687	18:11:46.602
2 -	1:29.102	45.208	2:14.310 (3)	79.57	0.784	18:14:00.912
3 -	1:29.653	44.608	2:14.261 (2)	79.60	0.735	18:16:15.173
4 -	<b>1:28.560</b>	45.878	2:14.438	79.50	0.912	18:18:29.611
5 -	1:29.012	<b>44.514</b>	<b>2:13.526 (1)</b>	<b>80.04</b>		<b>18:20:43.137</b>

P15 123 RMT		Adam FORSYTH		Suzuki SV650 - Rock Oil		
IDEAL LAP TIME : 2:13.609		BEST LAP TIME : 2:14.076		DIFFERENCE : 0.467		
LAP	SECTOR 1	SECTOR 2	LAP TIME	MPH	DIFF	TIME OF DAY
1 -		45.112	2:21.191	75.69	7.115	18:11:45.580
2 -	1:29.712	45.352	2:15.064	79.13	0.988	18:14:00.644
3 -	1:29.780	<b>44.694</b>	2:14.474 (2)	79.48	0.398	18:16:15.118
4 -	1:29.483	45.298	2:14.781 (3)	79.29	0.705	18:18:29.899
5 -	<b>1:28.915</b>	45.161	<b>2:14.076 (1)</b>	<b>79.71</b>		<b>18:20:43.975</b>

P16 234 RMT		Andrew FLUX		Suzuki SV650 - Mach 1 Automotive LTD		
IDEAL LAP TIME : 2:15.169		BEST LAP TIME : 2:15.285		DIFFERENCE : 0.116		
LAP	SECTOR 1	SECTOR 2	LAP TIME	MPH	DIFF	TIME OF DAY
1 -		44.767	2:24.534	73.94	9.249	18:11:48.923
2 -	1:30.434	45.228	2:15.662	78.78	0.377	18:14:04.585
3 -	<b>1:30.403</b>	45.109	2:15.512 (3)	78.87	0.227	18:16:20.097
4 -	1:30.443	44.895	2:15.338 (2)	78.97	0.053	18:18:35.435
5 -	1:30.519	<b>44.766</b>	<b>2:15.285 (1)</b>	<b>79.00</b>		<b>18:20:50.720</b>

P17 109 R		Marc BELL		Yamaha R6 5SL -		
IDEAL LAP TIME : 2:11.767		BEST LAP TIME : 2:12.678		DIFFERENCE : 0.911		
LAP	SECTOR 1	SECTOR 2	LAP TIME	MPH	DIFF	TIME OF DAY
1 -		45.158	2:23.013	74.73	10.335	18:11:47.402
2 -	1:29.119	45.035	2:14.154 (2)	79.67	1.476	18:14:01.556
3 -	<b>1:27.805</b>	44.873	<b>2:12.678 (1)</b>	<b>80.55</b>		<b>18:16:14.234</b>
4 -	1:28.892	46.349	2:15.241 (3)	79.02	2.563	18:18:29.475
5 -	1:38.178	<b>43.962</b>	2:22.140	75.19	9.462	18:20:51.615

P18 192 RMT		Richard MOFFA		Suzuki SV650 -		
IDEAL LAP TIME : 2:14.376		BEST LAP TIME : 2:14.390		DIFFERENCE : 0.014		
LAP	SECTOR 1	SECTOR 2	LAP TIME	MPH	DIFF	TIME OF DAY
1 -		46.884	2:26.274	73.06	11.884	18:11:50.663
2 -	1:31.697	45.260	2:16.957	78.03	2.567	18:14:07.620
3 -	1:30.943	45.183	2:16.126 (3)	78.51	1.736	18:16:23.746
4 -	1:30.273	<b>44.390</b>	2:14.663 (2)	79.36	0.273	18:18:38.409
5 -	<b>1:29.986</b>	44.404	<b>2:14.390 (1)</b>	<b>79.53</b>		<b>18:20:52.799</b>

Weather / Track : Cloudy / Dry

Snetterton 300  
Circuit Length = 2.9689 miles  
Start: 18:09 Flag 18:19 End: 18:22

# BMCRC - MRO Championships 2021 - Rnd 2 @ Snetterton 300

## BMCRC Thunderbike Sport & Rookie Minitwins

### RACE 18 - SECTOR ANALYSIS



SECTOR 1 = FL to I1, SECTOR 2 = I1 to FL, DIFF = Difference To Personal Best Lap, P = Crossed Finish Line in Pit Lane, D = Time Disallowed

P19 62 RMT James KING		Suzuki SV650 - King and Drury construction				
IDEAL LAP TIME : 2:16.071		BEST LAP TIME : 2:16.292		DIFFERENCE : 0.221		
LAP	SECTOR 1	SECTOR 2	LAP TIME	MPH	DIFF	TIME OF DAY
1 -		45.981	2:25.917	73.24	9.625	18:11:50.306
2 -	<b>1:31.086</b>	45.955	2:17.041 (3)	77.99	0.749	18:14:07.347
3 -	1:32.039	45.215	2:17.254	77.87	0.962	18:16:24.601
4 -	1:31.301	45.201	2:16.502 (2)	78.29	0.210	18:18:41.103
5 -	1:31.307	<b>44.985</b>	<b>2:16.292 (1)</b>	<b>78.42</b>		<b>18:20:57.395</b>

P20 80 R Stephen LANE		Kawasaki ZX6R -				
IDEAL LAP TIME : 2:17.315		BEST LAP TIME : 2:18.045		DIFFERENCE : 0.730		
LAP	SECTOR 1	SECTOR 2	LAP TIME	MPH	DIFF	TIME OF DAY
1 -		46.762	2:27.299	72.56	9.254	18:11:51.688
2 -	1:31.434	46.611	<b>2:18.045 (1)</b>	<b>77.42</b>		<b>18:14:09.733</b>
3 -	<b>1:30.896</b>	47.289	2:18.185 (2)	77.34	0.140	18:16:27.918
4 -	1:31.977	<b>46.419</b>	2:18.396 (3)	77.22	0.351	18:18:46.314
5 -			2:21.565	75.49	3.520	18:21:07.879

P21 37 Ricky WOODS		Suzuki GSXR 600 - KTS Vehicle Repairs				
IDEAL LAP TIME :		BEST LAP TIME : 2:18.049		DIFFERENCE :		
LAP	SECTOR 1	SECTOR 2	LAP TIME	MPH	DIFF	TIME OF DAY
1 -			2:26.434	72.98	8.385	18:11:50.823
2 -			<b>2:18.049 (1)</b>	<b>77.42</b>		<b>18:14:08.872</b>
3 -			2:19.777 (2)	76.46	1.728	18:16:28.649
4 -			2:20.145 (3)	76.26	2.096	18:18:48.794
5 -			2:20.857	75.87	2.808	18:21:09.651

P22 744 RMT Gary ANDERSON		Suzuki SV650 - A&M MOT Services. Guildford				
IDEAL LAP TIME : 2:18.838		BEST LAP TIME : 2:18.838		DIFFERENCE : 0.000		
LAP	SECTOR 1	SECTOR 2	LAP TIME	MPH	DIFF	TIME OF DAY
1 -		46.916	2:29.253	71.61	10.415	18:11:53.642
2 -	1:34.218	46.622	2:20.840	75.88	2.002	18:14:14.482
3 -	<b>1:32.240</b>	<b>46.598</b>	<b>2:18.838 (1)</b>	<b>76.98</b>		<b>18:16:33.320</b>
4 -	1:32.378	47.106	2:19.484 (2)	76.62	0.646	18:18:52.804
5 -	1:32.800	47.654	2:20.454 (3)	76.09	1.616	18:21:13.258

P23 138 RMT Craig JARMIN		Suzuki SV650 - BK Racing				
IDEAL LAP TIME : 2:17.505		BEST LAP TIME : 2:18.428		DIFFERENCE : 0.923		
LAP	SECTOR 1	SECTOR 2	LAP TIME	MPH	DIFF	TIME OF DAY
1 -		46.435	2:31.299	70.64	12.871	18:11:55.688
2 -	1:35.162	46.655	2:21.817	75.36	3.389	18:14:17.505
3 -	1:32.798	46.144	2:18.942 (3)	76.92	0.514	18:16:36.447
4 -	1:33.189	<b>45.326</b>	2:18.515 (2)	77.16	0.087	18:18:54.962
5 -	<b>1:32.179</b>	46.249	<b>2:18.428 (1)</b>	<b>77.21</b>		<b>18:21:13.390</b>

P24 49 R Oli CHAYTOR		Yamaha R6 - PearTree Racing				
IDEAL LAP TIME : 2:18.180		BEST LAP TIME : 2:18.528		DIFFERENCE : 0.348		
LAP	SECTOR 1	SECTOR 2	LAP TIME	MPH	DIFF	TIME OF DAY
1 -		47.054	2:29.419	71.53	10.891	18:11:53.808
2 -	1:39.948	47.026	2:26.974	72.72	8.446	18:14:20.782
3 -	1:34.343	47.244	2:21.587 (3)	75.48	3.059	18:16:42.369
4 -	1:31.975	<b>46.553</b>	<b>2:18.528 (1)</b>	<b>77.15</b>		<b>18:19:00.897</b>
5 -	<b>1:31.627</b>	47.133	2:18.760 (2)	77.02	0.232	18:21:19.657

Weather / Track : Cloudy / Dry

Snetterton 300  
Circuit Length = 2.9689 miles  
Start: 18:09 Flag 18:19 End: 18:22

# BMCRC - MRO Championships 2021 - Rnd 2 @ Snetterton 300

## BMCRC Thunderbike Sport & Rookie Minitwins

### RACE 18 - SECTOR ANALYSIS



SECTOR 1 = FL to I1, SECTOR 2 = I1 to FL, DIFF = Difference To Personal Best Lap, P = Crossed Finish Line in Pit Lane, D = Time Disallowed

P25 50		Paul ROBSON		Kawaski ZX6R - RBProperty services & Environment Lighting			
IDEAL LAP TIME : 2:16.488		BEST LAP TIME : 2:16.488		DIFFERENCE : 0.000			
LAP	SECTOR 1	SECTOR 2	LAP TIME	MPH	DIFF	TIME OF DAY	
1 -		48.155	2:35.907	68.55	19.419	18:12:00.296	
2 -	1:36.026	47.676	2:23.702	74.37	7.214	18:14:23.998	
3 -	1:31.463	47.362	2:18.825 (2)	76.98	2.337	18:16:42.823	
4 -	1:33.275	47.176	2:20.451 (3)	76.09	3.963	18:19:03.274	
5 -	<b>1:30.095</b>	<b>46.393</b>	<b>2:16.488 (1)</b>	<b>78.30</b>		<b>18:21:19.762</b>	

P26 333 R		Mark STUBBERFIELD		Suzuki SV650 SUPERTWIN -			
IDEAL LAP TIME : 2:18.419		BEST LAP TIME : 2:18.602		DIFFERENCE : 0.183			
LAP	SECTOR 1	SECTOR 2	LAP TIME	MPH	DIFF	TIME OF DAY	
1 -		55.843	2:39.304	67.09	20.702	18:12:03.693	
2 -	1:33.196	47.651	2:20.847	75.88	2.245	18:14:24.540	
3 -	1:31.819	47.471	2:19.290 (3)	76.73	0.688	18:16:43.830	
4 -	<b>1:31.622</b>	47.607	2:19.229 (2)	76.76	0.627	18:19:03.059	
5 -	1:31.805	<b>46.797</b>	<b>2:18.602 (1)</b>	<b>77.11</b>		<b>18:21:21.661</b>	

P27 63 RMT		Stephen PERFITT		Suzuki SV650 -			
IDEAL LAP TIME : 2:20.860		BEST LAP TIME : 2:20.860		DIFFERENCE : 0.000			
LAP	SECTOR 1	SECTOR 2	LAP TIME	MPH	DIFF	TIME OF DAY	
1 -		47.740	2:30.735	70.90	9.875	18:11:55.124	
2 -	1:34.943	47.686	2:22.629 (3)	74.93	1.769	18:14:17.753	
3 -	1:34.476	47.864	2:22.340 (2)	75.08	1.480	18:16:40.093	
4 -	1:34.914	48.280	2:23.194	74.64	2.334	18:19:03.287	
5 -	<b>1:33.805</b>	<b>47.055</b>	<b>2:20.860 (1)</b>	<b>75.87</b>		<b>18:21:24.147</b>	

P28 189 RMT		Mark LAWSON		Suzuki SV650 - Crawfords metal detectors			
IDEAL LAP TIME : 2:20.592		BEST LAP TIME : 2:21.288		DIFFERENCE : 0.696			
LAP	SECTOR 1	SECTOR 2	LAP TIME	MPH	DIFF	TIME OF DAY	
1 -		47.353	2:32.710	69.98	11.422	18:11:57.099	
2 -	1:35.673	47.345	2:23.018	74.73	1.730	18:14:20.117	
3 -	1:34.421	<b>46.867</b>	<b>2:21.288 (1)</b>	<b>75.64</b>		<b>18:16:41.405</b>	
4 -	<b>1:33.725</b>	48.035	2:21.760 (3)	75.39	0.472	18:19:03.165	
5 -	1:34.179	47.487	2:21.666 (2)	75.44	0.378	18:21:24.831	

P29 185 R		Ben LOGAN		Kawasaki ZX6R -			
IDEAL LAP TIME : 2:20.356		BEST LAP TIME : 2:21.177		DIFFERENCE : 0.821			
LAP	SECTOR 1	SECTOR 2	LAP TIME	MPH	DIFF	TIME OF DAY	
1 -		49.130	2:36.727	68.19	15.550	18:12:01.116	
2 -	1:35.744	48.600	2:24.344	74.04	3.167	18:14:25.460	
3 -	1:33.956	<b>47.221</b>	<b>2:21.177 (1)</b>	<b>75.70</b>		<b>18:16:46.637</b>	
4 -	<b>1:33.135</b>	48.169	2:21.304 (2)	75.63	0.127	18:19:07.941	
5 -	1:33.447	48.312	2:21.759 (3)	75.39	0.582	18:21:29.700	

P30 513 R		Pablo ROMERO		Suzuki GSXR600 - The Sausage Racing Team			
IDEAL LAP TIME : 2:21.711		BEST LAP TIME : 2:21.711		DIFFERENCE : 0.000			
LAP	SECTOR 1	SECTOR 2	LAP TIME	MPH	DIFF	TIME OF DAY	
1 -		49.220	2:35.028	68.94	13.317	18:11:59.417	
2 -	1:36.282	48.734	2:25.016	73.70	3.305	18:14:24.433	
3 -	1:35.324	49.618	2:24.942 (3)	73.74	3.231	18:16:49.375	
4 -	1:34.877	48.434	2:23.311 (2)	74.57	1.600	18:19:12.686	
5 -	<b>1:33.845</b>	<b>47.866</b>	<b>2:21.711 (1)</b>	<b>75.42</b>		<b>18:21:34.397</b>	

Weather / Track : Cloudy / Dry

Snetterton 300  
Circuit Length = 2.9689 miles  
Start: 18:09 Flag 18:19 End: 18:22



# BMCRC - MRO Championships 2021 - Rnd 2 @ Snetterton 300

## BMCRC Thunderbike Sport & Rookie Minitwins

### RACE 18 - SECTOR ANALYSIS



SECTOR 1 = FL to I1, SECTOR 2 = I1 to FL, DIFF = Difference To Personal Best Lap, P = Crossed Finish Line in Pit Lane, D = Time Disallowed

P31 193 RMT Tony BOTTO			Suzuki SV650 - TB Motorcycles			
IDEAL LAP TIME : 2:21.392			BEST LAP TIME : 2:22.123		DIFFERENCE : 0.731	
LAP	SECTOR 1	SECTOR 2	LAP TIME	MPH	DIFF	TIME OF DAY
1 -		49.885	2:37.809	67.72	15.686	18:12:02.198
2 -	1:36.202	48.503	2:24.705 (3)	73.86	2.582	18:14:26.903
3 -	1:35.242	49.606	2:24.848	73.78	2.725	18:16:51.751
4 -	1:35.234	<b>47.259</b>	2:22.493 (2)	75.00	0.370	18:19:14.244
5 -	<b>1:34.133</b>	47.990	<b>2:22.123 (1)</b>	<b>75.20</b>		<b>18:21:36.367</b>

P32 455 RMT Tyler DONOVAN			Suzuki SV650 -			
IDEAL LAP TIME : 2:22.257			BEST LAP TIME : 2:22.257		DIFFERENCE : 0.000	
LAP	SECTOR 1	SECTOR 2	LAP TIME	MPH	DIFF	TIME OF DAY
1 -		49.355	2:36.612	68.24	14.355	18:12:01.001
2 -	1:37.279	48.866	2:26.145	73.13	3.888	18:14:27.146
3 -	1:34.666	49.511	2:24.177 (2)	74.13	1.920	18:16:51.323
4 -	1:35.606	48.574	2:24.180 (3)	74.13	1.923	18:19:15.503
5 -	<b>1:34.273</b>	<b>47.984</b>	<b>2:22.257 (1)</b>	<b>75.13</b>		<b>18:21:37.760</b>

P33 114 RMT Adam CAVEY			Suzuki SV650 - PogSpeed			
IDEAL LAP TIME : 2:23.234			BEST LAP TIME : 2:23.609		DIFFERENCE : 0.375	
LAP	SECTOR 1	SECTOR 2	LAP TIME	MPH	DIFF	TIME OF DAY
1 -		49.657	2:38.361	67.49	14.752	18:12:02.750
2 -	1:36.161	48.678	2:24.839 (3)	73.79	1.230	18:14:27.589
3 -	<b>1:35.020</b>	48.589	<b>2:23.609 (1)</b>	<b>74.42</b>		<b>18:16:51.198</b>
4 -	1:36.982	48.358	2:25.340	73.53	1.731	18:19:16.538
5 -	1:35.754	<b>48.214</b>	2:23.968 (2)	74.23	0.359	18:21:40.506

P34 919 RMT Andrew BELLIS			Suzuki SV650 -			
IDEAL LAP TIME : 2:23.065			BEST LAP TIME : 2:23.065		DIFFERENCE : 0.000	
LAP	SECTOR 1	SECTOR 2	LAP TIME	MPH	DIFF	TIME OF DAY
1 -		49.960	2:39.229	67.12	16.164	18:12:03.618
2 -	1:36.331	48.092	2:24.423 (2)	74.00	1.358	18:14:28.041
3 -	1:35.688	49.145	2:24.833 (3)	73.79	1.768	18:16:52.874
4 -	<b>1:35.109</b>	<b>47.956</b>	<b>2:23.065 (1)</b>	<b>74.70</b>		<b>18:19:15.939</b>
5 -	1:37.087	48.405	2:25.492	73.46	2.427	18:21:41.431

P35 29 RMT Hayden KILLWORTH			Suzuki SV650 - BK Racing			
IDEAL LAP TIME : 2:23.797			BEST LAP TIME : 2:24.349		DIFFERENCE : 0.552	
LAP	SECTOR 1	SECTOR 2	LAP TIME	MPH	DIFF	TIME OF DAY
1 -		50.711	2:39.878	66.85	15.529	18:12:04.267
2 -	1:36.386	48.161	2:24.547 (3)	73.94	0.198	18:14:28.814
3 -	1:36.118	48.303	2:24.421 (2)	74.00	0.072	18:16:53.235
4 -	1:36.454	<b>48.129</b>	2:24.583	73.92	0.234	18:19:17.818
5 -	<b>1:35.668</b>	48.681	<b>2:24.349 (1)</b>	<b>74.04</b>		<b>18:21:42.167</b>

P36 116 RMT Gareth FAITH			Suzuki SV650 - Sitramoto			
IDEAL LAP TIME : 2:28.778			BEST LAP TIME : 2:28.825		DIFFERENCE : 0.047	
LAP	SECTOR 1	SECTOR 2	LAP TIME	MPH	DIFF	TIME OF DAY
1 -		51.565	2:45.104	64.73	16.279	18:12:09.493
2 -	1:40.348	51.769	2:32.117	70.26	3.292	18:14:41.610
3 -	1:39.721	50.013	2:29.734 (3)	71.38	0.909	18:17:11.344
4 -	1:38.927	<b>49.898</b>	<b>2:28.825 (1)</b>	<b>71.81</b>		<b>18:19:40.169</b>
5 -	<b>1:38.880</b>	50.105	2:28.985 (2)	71.73	0.160	18:22:09.154

Weather / Track : Cloudy / Dry

Snetterton 300  
Circuit Length = 2.9689 miles  
Start: 18:09 Flag 18:19 End: 18:22

# BMCRC - MRO Championships 2021 - Rnd 2 @ Snetterton 300

## BMCRC Thunderbike Sport & Rookie Minitwins

### RACE 18 - SECTOR ANALYSIS



SECTOR 1 = FL to I1, SECTOR 2 = I1 to FL, DIFF = Difference To Personal Best Lap, P = Crossed Finish Line in Pit Lane, D = Time Disallowed

P37 966 RMT Paul LEE		Suzuki SV650 -				
IDEAL LAP TIME : 2:40.819		BEST LAP TIME : 2:41.158		DIFFERENCE : 0.339		
LAP	SECTOR 1	SECTOR 2	LAP TIME	MPH	DIFF	TIME OF DAY
1 -		<b>54.356</b>	2:53.173	61.71	12.015	18:12:17.562
2 -	1:48.423	55.177	2:43.600 (3)	65.33	2.442	18:15:01.162
3 -	1:48.317	54.756	2:43.073 (2)	65.54	1.915	18:17:44.235
4 -	<b>1:46.463</b>	54.695	<b>2:41.158 (1)</b>	<b>66.32</b>		<b>18:20:25.393</b>

# BMCRC - MRO Championships 2021 - Rnd 2 @ Snetterton 300

## BMCRC Thunderbike Sport & Rookie Minitwins

### RACE 18 - BEST SECTORS

SECTOR 1			SECTOR 2			IDEAL / BEST COMPARISON						
POS	NO	NAME	TIME	NO	NAME	TIME	POS	NO	NAME	IDEAL	BEST	DIFF
									<b>PERFECT LAP</b>	<b>2:02.689</b>		
1	961	SIM	1:21.700	52	FRICKER	40.989	1	961	SIM	2:02.758	2:02.758	0.000
2	52	FRICKER	1:21.805	961	SIM	41.058	2	52	FRICKER	2:02.794	2:02.794	0.000
3	624	FEDRICK	1:23.957	624	FEDRICK	41.280	3	624	FEDRICK	2:05.237	2:05.832	0.595
4	54	JAMISON	1:24.112	54	JAMISON	41.671	4	54	JAMISON	2:05.783	2:05.812	0.029
5	25	DAY	1:24.747	351	DIGBY-BAKER	42.632	5	84	BRANCO	2:07.809	2:08.607	0.798
6	48	WALLIS	1:24.912	84	BRANCO	42.844	6	25	DAY	2:07.875	2:08.609	0.734
7	84	BRANCO	1:24.965	25	DAY	43.128	7	351	DIGBY-BAKER	2:07.926	2:08.400	0.474
8	351	DIGBY-BAKER	1:25.294	81	MAY	43.129	8	48	WALLIS	2:08.052	2:08.184	0.132
9	81	MAY	1:26.187	48	WALLIS	43.140	9	81	MAY	2:09.316	2:09.610	0.294
10	168	DALRYMPLE	1:27.488	166	BAKER	43.496	10	168	DALRYMPLE	2:11.075	2:11.717	0.642
11	109	BELL	1:27.805	168	DALRYMPLE	43.587	11	109	BELL	2:11.767	2:12.678	0.911
12	75	MAY	1:28.106	109	BELL	43.962	12	166	BAKER	2:11.898	2:12.019	0.121
13	166	BAKER	1:28.402	22	MAY	44.130	13	22	MAY	2:12.583	2:12.746	0.163
14	22	MAY	1:28.453	192	MOFFA	44.390	14	75	MAY	2:12.924	2:13.271	0.347
15	73	LECOQ	1:28.560	73	LECOQ	44.514	15	73	LECOQ	2:13.074	2:13.526	0.452
16	123	FORSYTH	1:28.915	123	FORSYTH	44.694	16	123	FORSYTH	2:13.609	2:14.076	0.467
17	192	MOFFA	1:29.986	234	FLUX	44.766	17	192	MOFFA	2:14.376	2:14.390	0.014
18	50	ROBSON	1:30.095	75	MAY	44.818	18	234	FLUX	2:15.169	2:15.285	0.116
19	234	FLUX	1:30.403	62	KING	44.985	19	62	KING	2:16.071	2:16.292	0.221
20	80	LANE	1:30.896	138	JARMIN	45.326	20	50	ROBSON	2:16.488	2:16.488	0.000
21	62	KING	1:31.086	50	ROBSON	46.393	21	80	LANE	2:17.315	2:18.045	0.730
22	333	STUBBERFIELD	1:31.622	80	LANE	46.419	22	138	JARMIN	2:17.505	2:18.428	0.923
23	49	CHAYTOR	1:31.627	49	CHAYTOR	46.553	23	49	CHAYTOR	2:18.180	2:18.528	0.348
24	138	JARMIN	1:32.179	744	ANDERSON	46.598	24	333	STUBBERFIELD	2:18.419	2:18.602	0.183
25	744	ANDERSON	1:32.240	333	STUBBERFIELD	46.797	25	744	ANDERSON	2:18.838	2:18.838	0.000
26	185	LOGAN	1:33.135	189	LAWSON	46.867	26	185	LOGAN	2:20.356	2:21.177	0.821
27	189	LAWSON	1:33.725	63	PERFITT	47.055	27	189	LAWSON	2:20.592	2:21.288	0.696
28	63	PERFITT	1:33.805	185	LOGAN	47.221	28	63	PERFITT	2:20.860	2:20.860	0.000
29	513	ROMERO	1:33.845	193	BOTTO	47.259	29	193	BOTTO	2:21.392	2:22.123	0.731
30	193	BOTTO	1:34.133	513	ROMERO	47.866	30	513	ROMERO	2:21.711	2:21.711	0.000
31	455	DONOVAN	1:34.273	919	BELLIS	47.956	31	455	DONOVAN	2:22.257	2:22.257	0.000
32	114	CAVEY	1:35.020	455	DONOVAN	47.984	32	919	BELLIS	2:23.065	2:23.065	0.000
33	919	BELLIS	1:35.109	29	KILLWORTH	48.129	33	114	CAVEY	2:23.234	2:23.609	0.375
34	29	KILLWORTH	1:35.668	114	CAVEY	48.214	34	29	KILLWORTH	2:23.797	2:24.349	0.552
35	116	FAITH	1:38.880	116	FAITH	49.898	35	116	FAITH	2:28.778	2:28.825	0.047
36	966	LEE	1:46.463	966	LEE	54.356	36	966	LEE	2:40.819	2:41.158	0.339
37							37	37	WOODS		2:18.049	
38												
39												

Weather / Track : Cloudy / Dry

Snetterton 300

Circuit Length = 2.9689 miles

Start: 18:09 Flag 18:19 End: 18:22

Results can be found at [www.tsl-timing.com](http://www.tsl-timing.com)

Printed - 18:23 Saturday, 29 May 2021

# BMCRC - MRO Championships 2021 - Rnd 2 @ Snetterton 300

## BMCRC Thunderbike Sport & Rookie Minitwins

### RACE 18 - STATISTICS

<b>Competitors Started</b>	38
<b>Planned Start</b>	2021-05-29 @ 17:40:00.000
<b>Actual Start</b>	2021-05-29 @ 18:09:24.389
<b>Finish Time</b>	2021-05-29 @ 18:19:48.184
<b>Track Length</b>	2.9689mi.
<b>Total Laps</b>	184
<b>Total Distance Covered</b>	546.2797mi.

#### Session Fastest Lap History

NO	CL	NAME	LAP TIME	TIME OF DAY	LAP	VEHICLE
52		Elliot FRICKER	<b>2:09.793</b>	18:11:34.200	1	Honda CBR600
52		Elliot FRICKER	<b>2:04.226</b>	18:13:38.426	2	Honda CBR600
52		Elliot FRICKER	<b>2:03.958</b>	18:15:42.384	3	Honda CBR600
961		Jack SIM	<b>2:03.698</b>	18:15:42.622	3	Yamaha R6
52		Elliot FRICKER	<b>2:02.794</b>	18:17:45.178	4	Honda CBR600
961		Jack SIM	<b>2:02.758</b>	18:17:45.379	4	Yamaha R6

#### Session Leader History

NO	CL	NAME	FROM LAP	LAPS LED	DISTANCE	VEHICLE
52		Elliot FRICKER	1	4	11.87 miles	Honda CBR600
961		Jack SIM	5	1	2.96 miles	Yamaha R6

#### Flag History

TYPE	TIME OF DAY
GREEN	18:09:24.389
FINISH	18:19:48.184

#### Flag Statistics

TYPE	COUNT	TOTAL LAPS	TOTAL TIME
Green	1	5	12:49.745
Red	0	0	0.000
Safety Car	0	0	0.000
FCY	0	0	0.000

# BMCRC - MRO Championships 2021 - Rnd 2 @ Snetterton 300

## BMCRC Thunderbike Sport & Rookie Minitwins

### RACE 18 - STATISTICS

**CLASS :**

13 Starters

#### Fastest Lap History

NO	NAME	LAP TIME	TIME OF DAY	LAP	VEHICLE
52	Elliot FRICKER	<b>2:09.793</b>	18:11:34.200	1	Honda CBR600
52	Elliot FRICKER	<b>2:04.226</b>	18:13:38.426	2	Honda CBR600
52	Elliot FRICKER	<b>2:03.958</b>	18:15:42.384	3	Honda CBR600
961	Jack SIM	<b>2:03.698</b>	18:15:42.622	3	Yamaha R6
52	Elliot FRICKER	<b>2:02.794</b>	18:17:45.178	4	Honda CBR600
961	Jack SIM	<b>2:02.758</b>	18:17:45.379	4	Yamaha R6

#### Leader History

NO	NAME	FROM LAP	LAPS LED	DISTANCE	VEHICLE
52	Elliot FRICKER	1	4	11.87 miles	Honda CBR600
961	Jack SIM	5	1	2.96 miles	Yamaha R6

Weather / Track : Cloudy / Dry

# BMCRC - MRO Championships 2021 - Rnd 2 @ Snetterton 300

## BMCRC Thunderbike Sport & Rookie Minitwins

### RACE 18 - STATISTICS

CLASS : R

7 Starters

#### Fastest Lap History

NO	NAME	LAP TIME	TIME OF DAY	LAP	VEHICLE
168	Aaron DALRYMPLE	2:20.844	18:11:45.250	1	Suzuki GSXR 600
168	Aaron DALRYMPLE	2:12.507	18:13:57.758	2	Suzuki GSXR 600
168	Aaron DALRYMPLE	2:11.920	18:16:09.677	3	Suzuki GSXR 600
168	Aaron DALRYMPLE	2:11.717	18:18:21.395	4	Suzuki GSXR 600

#### Leader History

NO	NAME	FROM LAP	LAPS LED	DISTANCE	VEHICLE
168	Aaron DALRYMPLE	1	5	14.84 miles	Suzuki GSXR 600

# BMCRC - MRO Championships 2021 - Rnd 2 @ Snetterton 300

## BMCRC Thunderbike Sport & Rookie Minitwins

### RACE 18 - STATISTICS

**CLASS : RMT**

18 Starters

#### Fastest Lap History

NO	NAME	LAP TIME	TIME OF DAY	LAP	VEHICLE
123	Adam FORSYTH	<b>2:21.191</b>	18:11:45.597	1	Suzuki SV650
166	Nicholas BAKER	<b>2:12.778</b>	18:13:58.700	2	Suzuki SV650
166	Nicholas BAKER	<b>2:12.019</b>	18:18:23.869	4	Suzuki SV650

#### Leader History

NO	NAME	FROM LAP	LAPS LED	DISTANCE	VEHICLE
123	Adam FORSYTH	1	1	2.96 miles	Suzuki SV650
166	Nicholas BAKER	2	4	11.87 miles	Suzuki SV650

# BMCRC - MRO Championships 2021 - Rnd 2 @ Snetterton 300



## BMCRC Thunderbike Sport & Rookie Minitwins

### RACE 9 - GRID (7 Laps)

ROW 14	42		41	<b>286</b> Michael HALES	40	<b>32</b> Jack WILLIAMS	
ROW 13		39	<b>101</b> Glen TRIPP	38	<b>72</b> Mark GILLAM	37	<b>966</b> Paul LEE 2:41.158
ROW 12		36	<b>116</b> Gareth FAITH 2:28.825	35	<b>29</b> Hayden KILLWORTH 2:24.349	34	<b>114</b> Adam CAVEY 2:23.609
ROW 11		33	<b>919</b> Andrew BELLIS 2:23.065	32	<b>455</b> Tyler DONOVAN 2:22.257	31	<b>193</b> Tony BOTTO 2:22.123
ROW 10		30	<b>513</b> Pablo ROMERO 2:21.711	29	<b>189</b> Mark LAWSON 2:21.288	28	<b>185</b> Ben LOGAN 2:21.177
ROW 9		27	<b>63</b> Stephen PERFITT 2:20.860	26	<b>744</b> Gary ANDERSON 2:18.838	25	<b>333</b> Mark STUBBERFIELD 2:18.602
ROW 8		24	<b>49</b> Oli CHAYTOR 2:18.528	23	<b>138</b> Craig JARMIN 2:18.428	22	<b>37</b> Ricky WOODS 2:18.049
ROW 7		21	<b>80</b> Stephen LANE 2:18.045	20	<b>50</b> Paul ROBSON 2:16.488	19	<b>62</b> James KING 2:16.292
ROW 6		18	<b>234</b> Andrew FLUX 2:15.285	17	<b>192</b> Richard MOFFA 2:14.390	16	<b>123</b> Adam FORSYTH 2:14.076
ROW 5		15	<b>73</b> Esteban LECOQ 2:13.526	14	<b>75</b> Stewart MAY 2:13.271	13	<b>22</b> Matthew MAY 2:12.746
ROW 4		12	<b>109</b> Marc BELL 2:12.678	11	<b>166</b> Nicholas BAKER 2:12.019	10	<b>168</b> Aaron DALRYMPLE 2:11.717
ROW 3		9	<b>81</b> Malvern MAY 2:09.610	8	<b>25</b> Harrison DAY 2:08.609	7	<b>84</b> Ricardo BRANCO 2:08.607
ROW 2		6	<b>351</b> Sam DIGBY-BAKER 2:08.400	5	<b>48</b> Shaun WALLIS 2:08.184	4	<b>624</b> Matthew FEDRICK 2:05.832
ROW 1		3	<b>54</b> Adam JAMISON 2:05.812	2	<b>52</b> Elliot FRICKER 2:02.794	1	<b>961</b> Jack SIM 2:02.758
<b>Pole</b>							



These results are provisional until the conclusion of any judicial and technical matters. Snetterton 300  
Circuit Length = 2.9689 miles

Clerk Of Course :	Stewards :	Timekeeper : Craig Smith
-------------------	------------	--------------------------

Results can be found at [www.tsl-timing.com](http://www.tsl-timing.com) Printed - 18:25 Saturday, 29 May 2021





# BMCRC - MRO Championships 2021 - Rnd 2 @ Snetterton 300



## BMCRC Thunderbike Sport & Rookie Minitwins

### RACE 9 - CLASSIFICATION

POS	NO	CL	PIC NAME	ENTRY	LAPS	TIME	GAP	DIFF	MPH	BEST	ON
1	961		1 Jack SIM	Yamaha R6 - Platform Lift Engineers Ltd	7	14:27.640			86.22	2:02.754	4
2	52		2 Elliot FRICKER	Honda CBR600 - Petwise.org, S&S, Ride in Bike Ty	7	14:30.087	2.447	2.447	85.98	2:02.656	4
3	624		3 Matthew FEDRICK	Yamaha R6 - M. Fedrick Farriers ltd/ Palmer Race Sl	7	14:45.560	17.920	15.473	84.48	2:04.380	2
4	54		4 Adam JAMISON	Yamaha R6 - Team AJR	7	14:53.616	25.976	8.056	83.72	2:05.629	2
5	48		5 Shaun WALLIS	Yamaha R6 - MBC Despatch Racing	7	15:02.778	35.138	9.162	82.87	2:07.384	5
6	351		6 Sam DIGBY-BAKER	Yamaha R6 -	7	15:05.911	38.271	3.133	82.58	2:07.481	7
7	84		7 Ricardo BRANCO	Yamaha R6 - IMP Racing	7	15:11.172	43.532	5.261	82.11	2:08.696	3
8	25		8 Harrison DAY	Suzuki SV650 -	7	15:11.749	44.109	0.577	82.05	2:08.711	2
9	81		9 Malvern MAY	Honda CBR600RR -	7	15:12.585	44.945	0.836	81.98	2:08.264	6
10	168	R	1 Aaron DALRYMPLE	Suzuki GSXR 600 -	7	15:33.411	1:05.771	20.826	80.15	2:10.843	6
11	72	RMT	1 Mark GILLAM	Suzuki SV650 - No More Straps Ltd	7	15:36.222	1:08.582	2.811	79.91	2:10.888	6
12	75		10 Stewart MAY	Honda CBR600F3 - Moths in the wallet	7	15:42.731	1:15.091	6.509	79.36	2:11.146	6
13	73	RMT	2 Esteban LECOQ	Suzuki SV650 SK5 -	7	15:45.638	1:17.998	2.907	79.11	2:12.217	6
14	166	RMT	3 Nicholas BAKER	Suzuki SV650 - K66	7	15:45.770	1:18.130	0.132	79.10	2:12.278	6
15	50		11 Paul ROBSON	Kawaski ZX6R - RBProperty services & Environment	7	15:49.586	1:21.946	3.816	78.78	2:13.039	5
16	123	RMT	4 Adam FORSYTH	Suzuki SV650 - Rock Oil	7	15:49.799	1:22.159	0.213	78.77	2:13.249	7
17	234	RMT	5 Andrew FLUX	Suzuki SV650 - Mach 1 Automotive LTD	7	15:50.170	1:22.530	0.371	78.74	2:12.485	7
18	62	RMT	6 James KING	Suzuki SV650 - King and Drury construction	7	15:57.418	1:29.778	7.248	78.14	2:14.741	4
19	49	R	2 Oli CHAYTOR	Yamaha R6 - PearTree Racing	7	16:20.324	1:52.684	22.906	76.31	2:14.845	7
20	333	R	3 Mark STUBBERFIELD	Suzuki SV650 SUPERTWIN -	7	16:20.865	1:53.225	0.541	76.27	2:15.905	6
21	80	R	4 Stephen LANE	Kawasaki ZX6R -	7	16:21.321	1:53.681	0.456	76.24	2:15.238	7
22	63	RMT	7 Stephen PERFITT	Suzuki SV650 -	7	16:32.338	2:04.698	11.017	75.39	2:19.035	5
23	744	RMT	8 Gary ANDERSON	Suzuki SV650 - A&M MOT Services. Guildford	7	16:32.684	2:05.044	0.346	75.36	2:19.208	3
24	513	R	5 Pablo ROMERO	Suzuki GSXR600 - The Sausage Racing Team	7	16:35.892	2:08.252	3.208	75.12	2:17.394	6
25	189	RMT	9 Mark LAWSON	Suzuki SV650 - Crawfords metal detectors	7	16:36.346	2:08.706	0.454	75.09	2:17.549	7
26	138	RMT	10 Craig JARMIN	Suzuki SV650 - BK Racing	7	16:37.745	2:10.105	1.399	74.98	2:20.044	7
27	455	RMT	11 Tyler DONOVAN	Suzuki SV650 -	7	16:50.559	2:22.919	12.814	74.03	2:20.990	5
28	185	R	6 Ben LOGAN	Kawasaki ZX6R -	6	14:28.218	1 Lap	1 Lap	73.86	2:20.588	5
29	114	RMT	12 Adam CAVEY	Suzuki SV650 - PogSpeed	6	14:33.440	1 Lap	5.222	73.42	2:21.234	6
30	193	RMT	13 Tony BOTTO	Suzuki SV650 - TB Motorcycles	6	14:37.255	1 Lap	3.815	73.10	2:21.705	5
31	919	RMT	14 Andrew BELLIS	Suzuki SV650 -	6	14:50.240	1 Lap	12.985	72.03	2:23.284	6
32	29	RMT	15 Hayden KILLWORTH	Suzuki SV650 - BK Racing	6	14:50.616	1 Lap	0.376	72.00	2:23.013	6
33	101		12 Glen TRIPP	Honda CBR 600FW - yaki too racing	6	14:52.201	1 Lap	1.585	71.87	2:22.943	6
34	121	RMT	16 Sam KENT	Suzuki SV 650 -	6	14:54.660	1 Lap	2.459	71.67	2:25.207	6
35	116	RMT	17 Gareth FAITH	Suzuki SV650 - Sitramoto	6	15:28.995	1 Lap	34.335	69.02	2:30.463	5
36	966	RMT	18 Paul LEE	Suzuki SV650 -	6	15:45.685	1 Lap	16.690	67.81	2:35.027	4

#### NOT CLASSIFIED

DNF	192	RMT	Richard MOFFA	Suzuki SV650 -	6	13:34.034	1 Lap		78.77	2:12.315	6
DNF	37		Ricky WOODS	Suzuki GSXR 600 - KTS Vehicle Repairs	3	7:19.127	4 Laps	3 Laps	73.01	2:24.350	2
DNF	109	R	Marc BELL	Yamaha R6 5SL -	2	4:39.791	5 Laps	1 Lap	76.40	2:16.415	2
DNF	22		Matthew MAY	Honda CBR600FY - Late Breakers	0						

#### FASTEST LAP

52			Elliot FRICKER	Honda CBR600 - Petwise.org, S&S, Ride in Bike Ty	4	2:02.656		87.13 mph	140.23 kph
168	R		Aaron DALRYMPLE	Suzuki GSXR 600 -	6	2:10.843		81.68 mph	131.46 kph
72	RMT		Mark GILLAM	Suzuki SV650 - No More Straps Ltd	6	2:10.888		81.65 mph	131.41 kph

Class - 92.5% of Race Speed = 79.75 mph  
 Class R - 92.5% of Race Speed = 74.13 mph  
 Class RMT - 92.5% of Race Speed = 73.91 mph

Snetterton 300: 2.9689 miles

Race Distance: 7 Laps / 20.78 miles

Start: 12:38 Flag 12:53 End: 12:55

Weather / Track : Sunny / Dry

These results are provisional until the conclusion of any judicial and technical matters.

Clerk Of Course :	Stewards :	Timekeeper : Craig Smith
-------------------	------------	--------------------------

Results can be found at [www.tsl-timing.com](http://www.tsl-timing.com)

Printed - 12:56 Sunday, 30 May 2021



# BMCRC - MRO Championships 2021 - Rnd 2 @ Snetterton 300

## BMCRC Thunderbike Sport & Rookie Minitwins

### RACE 9 - LAP CHART

#### LAP 1 @ 12:40:52.437

NO	BEHIND	LAP TIME
52		2:08.730
961	0.062	2:08.792
54	2.081	2:10.811
624	2.099	2:10.829
48	6.314	2:15.044
84	6.453	2:15.183
351	7.037	2:15.767
81	7.803	2:16.533
25	7.970	2:16.700
168	11.484	2:20.214
50	13.237	2:21.967
123	14.148	2:22.878
75	14.625	2:23.355
109	14.646	2:23.376
73	15.314	2:24.044
166	15.798	2:24.528
72	15.832	2:24.562
62	16.159	2:24.889
192	17.947	2:26.677
234	18.957	2:27.687
333	19.934	2:28.664
37	20.811	2:29.541
744	21.217	2:29.947
49	21.246	2:29.976
80	21.816	2:30.546
63	21.911	2:30.641
138	24.568	2:33.298
189	24.989	2:33.719
185	25.536	2:34.266
513	26.149	2:34.879
455	27.691	2:36.421
114	28.680	2:37.410
919	30.007	2:38.737
193	30.540	2:39.270
101	30.661	2:39.391
121	30.911	2:39.641
29	31.766	2:40.496
966	38.651	2:47.381
116	38.895	2:47.625

#### LAP 2 @ 12:42:55.897

NO	BEHIND	LAP TIME
961		2:03.398
52	0.440	2:03.900
624	3.019	2:04.380
54	4.250	2:05.629
48	11.892	2:09.038
84	12.268	2:09.275
25	13.221	2:08.711
351	13.821	2:10.244
81	14.626	2:10.283
168	20.740	2:12.716
50	24.545	2:14.768
75	25.026	2:13.861
72	25.198	2:12.826
123	25.773	2:15.085
166	26.480	2:14.142
73	27.567	2:15.713
109	27.601	2:16.415
62	28.144	2:15.445
192	28.781	2:14.294
234	29.466	2:13.969

333	33.642	2:17.168
49	35.493	2:17.707
744	37.335	2:19.578
80	38.482	2:20.126
63	40.551	2:22.100
37	41.701	2:24.350
138	42.402	2:21.294
185	43.214	2:21.138
189	44.151	2:22.622
513	44.383	2:21.694
455	47.073	2:22.842
114	50.243	2:25.023
193	53.713	2:26.633
919	54.552	2:28.005
101	54.670	2:27.469
121	55.413	2:27.962
29	55.918	2:27.612
116	1:08.290	2:32.855
966	1:10.468	2:35.277

#### LAP 3 @ 12:44:58.681

NO	BEHIND	LAP TIME
961		2:02.784
52	0.586	2:02.930
624	4.963	2:04.728
54	7.784	2:06.318
48	17.128	2:08.020
84	18.180	2:08.696
351	18.847	2:07.810
25	19.234	2:08.797
81	21.733	2:09.891
168	30.920	2:12.964
72	34.267	2:11.853
50	36.510	2:14.749
166	36.833	2:13.137
75	37.185	2:14.943
123	37.294	2:14.305
73	37.730	2:12.947
192	40.297	2:14.300
62	41.124	2:15.764
234	41.601	2:14.919
333	48.286	2:17.428
49	51.458	2:18.749
744	53.759	2:19.208
80	55.562	2:19.864
63	57.879	2:20.112
138	1:00.759	2:21.141
37	1:04.153	2:25.236
189	1:04.320	2:22.953
185	1:05.011	2:24.581
513	1:05.191	2:23.592
455	1:06.937	2:22.648
114	1:11.441	2:23.982
193	1:15.133	2:24.204
919	1:21.188	2:29.420
121	1:22.058	2:29.429
29	1:22.543	2:29.409
101	1:22.863	2:30.977
116	1:37.240	2:31.734
966	1:44.803	2:37.119

#### LAP 4 @ 12:47:01.435

NO	BEHIND	LAP TIME
961		2:02.754

52	0.488	2:02.656
624	7.113	2:04.904
54	12.379	2:07.349
48	22.640	2:08.266
351	25.007	2:08.914
84	25.533	2:10.107
25	26.022	2:09.542
81	28.540	2:09.561
168	41.001	2:12.835
72	44.413	2:12.900
50	48.486	2:14.730
75	48.980	2:14.549
166	49.490	2:15.411
73	49.506	2:14.530
123	49.605	2:15.065
192	51.381	2:13.838
234	52.072	2:13.225
62	53.111	2:14.741
333	1:05.772	2:20.240
49	1:05.893	2:17.189
80	1:12.736	2:19.928
744	1:13.040	2:22.035
63	1:16.651	2:21.526
138	1:18.253	2:20.248
513	1:23.687	2:21.250
189	1:24.719	2:23.153
185	1:26.433	2:24.176
455	1:27.397	2:23.214
114	1:32.946	2:24.259
193	1:35.831	2:23.452
919	1:44.618	2:26.184
121	1:45.567	2:26.263
29	1:45.715	2:25.926
101	1:45.940	2:25.831

#### LAP 5 @ 12:49:04.419

NO	BEHIND	LAP TIME
961		2:02.984
52	1.237	2:03.733
116	1 Lap	2:31.104
624	10.631	2:06.502
966	1 Lap	2:35.027
54	16.875	2:07.480
48	27.040	2:07.384
351	30.120	2:08.097
84	32.562	2:10.013
25	33.024	2:09.986
81	34.945	2:09.389
168	49.818	2:11.801
72	52.700	2:11.271
50	58.541	2:13.039
75	58.977	2:12.981
166	59.141	2:12.635
73	59.766	2:13.244
192	1:01.007	2:12.610
123	1:02.003	2:15.382
234	1:02.677	2:13.589
62	1:05.380	2:15.253
49	1:23.676	2:20.767
333	1:25.968	2:23.180
80	1:27.520	2:17.768
744	1:30.678	2:20.622
63	1:32.702	2:19.035
138	1:35.484	2:20.215
513	1:39.364	2:18.661

189	1:40.067	2:18.332
185	1:44.037	2:20.588
455	1:45.403	2:20.990
114	1:51.494	2:21.532
193	1:54.552	2:21.705

#### LAP 6 @ 12:51:08.208

NO	BEHIND	LAP TIME
961		2:03.789
52	1.549	2:04.101
919	1 Lap	2:24.610
29	1 Lap	2:24.160
101	1 Lap	2:25.590
121	1 Lap	2:26.158
624	12.447	2:05.605
54	20.702	2:07.616
116	1 Lap	2:30.463
48	30.656	2:07.405
351	33.929	2:07.598
84	37.735	2:08.962
25	38.291	2:09.056
81	39.420	2:08.264
966	1 Lap	2:35.591
168	56.872	2:10.843
72	59.799	2:10.888
75	1:06.334	2:11.146
166	1:07.630	2:12.278
73	1:08.194	2:12.217
192	1:09.533	2:12.315
50	1:11.544	2:16.792
123	1:12.049	2:13.835
234	1:13.184	2:14.296
62	1:17.080	2:15.489
333	1:38.084	2:15.905
49	1:40.978	2:21.091
80	1:41.582	2:17.851
744	1:48.001	2:21.112
63	1:48.242	2:19.329
513	1:52.969	2:17.394
138	1:53.200	2:21.505
189	1:54.296	2:18.018
455	2:03.128	2:21.514

#### LAP 7 @ 12:53:11.347

NO	BEHIND	LAP TIME
961		2:03.139
185	1 Lap	2:23.469
52	2.447	2:04.037
114	1 Lap	2:21.234
193	1 Lap	2:21.991
624	17.920	2:08.612
919	1 Lap	2:23.284
29	1 Lap	2:23.013
101	1 Lap	2:22.943
54	25.976	2:08.413
121	1 Lap	2:25.207
48	35.138	2:07.621
351	38.271	2:07.481
84	43.532	2:08.936
25	44.109	2:08.957
81	44.945	2:08.664
116	1 Lap	2:35.214
168	1:05.771	2:12.038
72	1:08.582	2:11.922

Snetterton 300  
Circuit Length = 2.9689 miles  
Start: 12:38 Flag 12:53 End: 12:55

Weather / Track : Sunny / Dry

Results can be found at [www.tsl-timing.com](http://www.tsl-timing.com)

Printed - 12:56 Sunday, 30 May 2021

# BMCRC - MRO Championships 2021 - Rnd 2 @ Snetterton 300

## BMCRC Thunderbike Sport & Rookie Minitwins

### RACE 9 - SECTOR ANALYSIS



SECTOR 1 = FL to I1, SECTOR 2 = I1 to FL, DIFF = Difference To Personal Best Lap, P = Crossed Finish Line in Pit Lane, D = Time Disallowed

P1 961		Jack SIM		Yamaha R6 - Platform Lift Engineers Ltd		
IDEAL LAP TIME : 2:02.382		BEST LAP TIME : 2:02.754		DIFFERENCE : 0.372		
LAP	SECTOR 1	SECTOR 2	LAP TIME	MPH	DIFF	TIME OF DAY
1 -		40.965	2:08.792	82.98	6.038	12:40:52.499
2 -	1:22.394	41.004	2:03.398	86.61	0.644	12:42:55.897
3 -	1:21.871	<b>40.913</b>	2:02.784 (2)	87.04	0.030	12:44:58.681
4 -	1:21.789	40.965	<b>2:02.754 (1)</b>	<b>87.06</b>		<b>12:47:01.435</b>
5 -	1:21.825	41.159	2:02.984 (3)	86.90	0.230	12:49:04.419
6 -	<b>1:21.469</b>	42.320	2:03.789	86.34	1.035	12:51:08.208
7 -	1:21.494	41.645	2:03.139	86.79	0.385	12:53:11.347

P2 52		Elliot FRICKER		Honda CBR600 - Petwise.org, S&S, Ride in Bike Tyres		
IDEAL LAP TIME : 2:02.431		BEST LAP TIME : 2:02.656		DIFFERENCE : 0.225		
LAP	SECTOR 1	SECTOR 2	LAP TIME	MPH	DIFF	TIME OF DAY
1 -		41.042	2:08.730	83.02	6.074	12:40:52.437
2 -	1:22.755	41.145	2:03.900	86.26	1.244	12:42:56.337
3 -	1:21.964	<b>40.966</b>	2:02.930 (2)	86.94	0.274	12:44:59.267
4 -	<b>1:21.465</b>	41.191	<b>2:02.656 (1)</b>	<b>87.13</b>		<b>12:47:01.923</b>
5 -	1:22.194	41.539	2:03.733 (3)	86.38	1.077	12:49:05.656
6 -	1:21.909	42.192	2:04.101	86.12	1.445	12:51:09.757
7 -	1:21.890	42.147	2:04.037	86.16	1.381	12:53:13.794

P3 624		Matthew FEDRICK		Yamaha R6 - M. Fedrick Farriers Ltd/ Palmer Race Skool		
IDEAL LAP TIME : 2:04.380		BEST LAP TIME : 2:04.380		DIFFERENCE : 0.000		
LAP	SECTOR 1	SECTOR 2	LAP TIME	MPH	DIFF	TIME OF DAY
1 -		41.992	2:10.829	81.69	6.449	12:40:54.536
2 -	<b>1:22.889</b>	<b>41.491</b>	<b>2:04.380 (1)</b>	<b>85.93</b>		<b>12:42:58.916</b>
3 -	1:23.055	41.673	2:04.728 (2)	85.69	0.348	12:45:03.644
4 -	1:23.237	41.667	2:04.904 (3)	85.57	0.524	12:47:08.548
5 -	1:23.774	42.728	2:06.502	84.48	2.122	12:49:15.050
6 -	1:23.228	42.377	2:05.605	85.09	1.225	12:51:20.655
7 -	1:25.104	43.508	2:08.612	83.10	4.232	12:53:29.267

P4 54		Adam JAMISON		Yamaha R6 - Team AJR		
IDEAL LAP TIME : 2:05.629		BEST LAP TIME : 2:05.629		DIFFERENCE : 0.000		
LAP	SECTOR 1	SECTOR 2	LAP TIME	MPH	DIFF	TIME OF DAY
1 -		42.247	2:10.811	81.70	5.182	12:40:54.518
2 -	<b>1:23.736</b>	<b>41.893</b>	<b>2:05.629 (1)</b>	<b>85.07</b>		<b>12:43:00.147</b>
3 -	1:24.272	42.046	2:06.318 (2)	84.61	0.689	12:45:06.465
4 -	1:24.855	42.494	2:07.349 (3)	83.92	1.720	12:47:13.814
5 -	1:24.878	42.602	2:07.480	83.84	1.851	12:49:21.294
6 -	1:24.746	42.870	2:07.616	83.75	1.987	12:51:28.910
7 -	1:25.288	43.125	2:08.413	83.23	2.784	12:53:37.323

P5 48		Shaun WALLIS		Yamaha R6 - MBC Despatch Racing		
IDEAL LAP TIME : 2:06.962		BEST LAP TIME : 2:07.384		DIFFERENCE : 0.422		
LAP	SECTOR 1	SECTOR 2	LAP TIME	MPH	DIFF	TIME OF DAY
1 -		44.004	2:15.044	79.14	7.660	12:40:58.751
2 -	1:25.283	43.755	2:09.038	82.82	1.654	12:43:07.789
3 -	1:24.946	43.074	2:08.020	83.48	0.636	12:45:15.809
4 -	1:25.012	43.254	2:08.266	83.32	0.882	12:47:24.075
5 -	<b>1:24.555</b>	42.829	<b>2:07.384 (1)</b>	<b>83.90</b>		<b>12:49:31.459</b>
6 -	1:24.764	42.641	2:07.405 (2)	83.89	0.021	12:51:38.864
7 -	1:25.214	<b>42.407</b>	2:07.621 (3)	83.74	0.237	12:53:46.485

Weather / Track : Sunny / Dry

Snetterton 300

Circuit Length = 2.9689 miles

Start: 12:38 Flag 12:53 End: 12:55

# BMCRC - MRO Championships 2021 - Rnd 2 @ Snetterton 300

## BMCRC Thunderbike Sport & Rookie Minitwins

### RACE 9 - SECTOR ANALYSIS



SECTOR 1 = FL to I1, SECTOR 2 = I1 to FL, DIFF = Difference To Personal Best Lap, P = Crossed Finish Line in Pit Lane, D = Time Disallowed

<b>P6 351</b>		<b>Sam DIGBY-BAKER</b>		Yamaha R6 -		
IDEAL LAP TIME : 2:07.348		BEST LAP TIME : 2:07.481		DIFFERENCE : 0.133		
LAP	SECTOR 1	SECTOR 2	LAP TIME	MPH	DIFF	TIME OF DAY
1 -		43.217	2:15.767	78.72	8.286	12:40:59.474
2 -	1:25.700	44.544	2:10.244	82.06	2.763	12:43:09.718
3 -	1:24.962	42.848	2:07.810 (3)	83.62	0.329	12:45:17.528
4 -	1:26.244	42.670	2:08.914	82.90	1.433	12:47:26.442
5 -	1:24.950	43.147	2:08.097	83.43	0.616	12:49:34.539
6 -	1:25.122	<b>42.476</b>	2:07.598 (2)	83.76	0.117	12:51:42.137
7 -	<b>1:24.872</b>	42.609	<b>2:07.481 (1)</b>	<b>83.84</b>		<b>12:53:49.618</b>

<b>P7 84</b>		<b>Ricardo BRANCO</b>		Yamaha R6 - IMP Racing		
IDEAL LAP TIME : 2:08.682		BEST LAP TIME : 2:08.696		DIFFERENCE : 0.014		
LAP	SECTOR 1	SECTOR 2	LAP TIME	MPH	DIFF	TIME OF DAY
1 -		43.687	2:15.183	79.06	6.487	12:40:58.890
2 -	1:25.586	43.689	2:09.275	82.67	0.579	12:43:08.165
3 -	<b>1:25.533</b>	43.163	<b>2:08.696 (1)</b>	<b>83.04</b>		<b>12:45:16.861</b>
4 -	1:26.552	43.555	2:10.107	82.14	1.411	12:47:26.968
5 -	1:26.433	43.580	2:10.013	82.20	1.317	12:49:36.981
6 -	1:25.813	<b>43.149</b>	2:08.962 (3)	82.87	0.266	12:51:45.943
7 -	1:25.669	43.267	2:08.936 (2)	82.89	0.240	12:53:54.879

<b>P8 25</b>		<b>Harrison DAY</b>		Suzuki SV650 -		
IDEAL LAP TIME : 2:08.097		BEST LAP TIME : 2:08.711		DIFFERENCE : 0.614		
LAP	SECTOR 1	SECTOR 2	LAP TIME	MPH	DIFF	TIME OF DAY
1 -		43.565	2:16.700	78.18	7.989	12:41:00.407
2 -	1:25.178	43.533	<b>2:08.711 (1)</b>	<b>83.03</b>		<b>12:43:09.118</b>
3 -	<b>1:24.928</b>	43.869	2:08.797 (2)	82.98	0.086	12:45:17.915
4 -	1:25.993	43.549	2:09.542	82.50	0.831	12:47:27.457
5 -	1:26.486	43.500	2:09.986	82.22	1.275	12:49:37.443
6 -	1:25.496	43.560	2:09.056	82.81	0.345	12:51:46.499
7 -	1:25.788	<b>43.169</b>	2:08.957 (3)	82.88	0.246	12:53:55.456

<b>P9 81</b>		<b>Malvern MAY</b>		Honda CBR600RR -		
IDEAL LAP TIME : 2:07.698		BEST LAP TIME : 2:08.264		DIFFERENCE : 0.566		
LAP	SECTOR 1	SECTOR 2	LAP TIME	MPH	DIFF	TIME OF DAY
1 -		43.282	2:16.533	78.28	8.269	12:41:00.240
2 -	1:26.996	43.287	2:10.283	82.03	2.019	12:43:10.523
3 -	1:26.253	43.638	2:09.891	82.28	1.627	12:45:20.414
4 -	1:26.722	<b>42.839</b>	2:09.561	82.49	1.297	12:47:29.975
5 -	1:26.459	42.930	2:09.389 (3)	82.60	1.125	12:49:39.364
6 -	1:25.407	42.857	<b>2:08.264 (1)</b>	<b>83.32</b>		<b>12:51:47.628</b>
7 -	<b>1:24.859</b>	43.805	2:08.664 (2)	83.06	0.400	12:53:56.292

<b>P10 168 R</b>		<b>Aaron DALRYMPLE</b>		Suzuki GSXR 600 -		
IDEAL LAP TIME : 2:10.843		BEST LAP TIME : 2:10.843		DIFFERENCE : 0.000		
LAP	SECTOR 1	SECTOR 2	LAP TIME	MPH	DIFF	TIME OF DAY
1 -		43.997	2:20.214	76.22	9.371	12:41:03.921
2 -	1:28.550	44.166	2:12.716	80.53	1.873	12:43:16.637
3 -	1:28.791	44.173	2:12.964	80.38	2.121	12:45:29.601
4 -	1:29.003	43.832	2:12.835	80.46	1.992	12:47:42.436
5 -	1:27.989	43.812	2:11.801 (2)	81.09	0.958	12:49:54.237
6 -	<b>1:27.593</b>	<b>43.250</b>	<b>2:10.843 (1)</b>	<b>81.68</b>		<b>12:52:05.080</b>
7 -	1:27.706	44.332	2:12.038 (3)	80.94	1.195	12:54:17.118

Weather / Track : Sunny / Dry

Snetterton 300  
Circuit Length = 2.9689 miles  
Start: 12:38 Flag 12:53 End: 12:55

# BMCRC - MRO Championships 2021 - Rnd 2 @ Snetterton 300

## BMCRC Thunderbike Sport & Rookie Minitwins

### RACE 9 - SECTOR ANALYSIS



SECTOR 1 = FL to I1, SECTOR 2 = I1 to FL, DIFF = Difference To Personal Best Lap, P = Crossed Finish Line in Pit Lane, D = Time Disallowed

P11 72 RMT		Mark GILLAM		Suzuki SV650 - No More Straps Ltd		
IDEAL LAP TIME : 2:10.813		BEST LAP TIME : 2:10.888		DIFFERENCE : 0.075		
LAP	SECTOR 1	SECTOR 2	LAP TIME	MPH	DIFF	TIME OF DAY
1 -		44.945	2:24.562	73.93	13.674	12:41:08.269
2 -	1:28.225	44.601	2:12.826	80.46	1.938	12:43:21.095
3 -	1:28.025	43.828	2:11.853 (3)	81.06	0.965	12:45:32.948
4 -	1:29.099	43.801	2:12.900	80.42	2.012	12:47:45.848
5 -	1:28.102	<b>43.169</b>	2:11.271 (2)	81.41	0.383	12:49:57.119
6 -	<b>1:27.644</b>	43.244	<b>2:10.888 (1)</b>	<b>81.65</b>		<b>12:52:08.007</b>
7 -	1:28.354	43.568	2:11.922	81.01	1.034	12:54:19.929

P12 75		Stewart MAY		Honda CBR600F3 - Moths in the wallet		
IDEAL LAP TIME : 2:10.950		BEST LAP TIME : 2:11.146		DIFFERENCE : 0.196		
LAP	SECTOR 1	SECTOR 2	LAP TIME	MPH	DIFF	TIME OF DAY
1 -		45.088	2:23.355	74.55	12.209	12:41:07.062
2 -	1:29.089	44.772	2:13.861	79.84	2.715	12:43:20.923
3 -	1:28.988	45.955	2:14.943	79.20	3.797	12:45:35.866
4 -	1:29.333	45.216	2:14.549	79.43	3.403	12:47:50.415
5 -	1:27.933	45.048	2:12.981 (3)	80.37	1.835	12:50:03.396
6 -	1:27.169	<b>43.977</b>	<b>2:11.146 (1)</b>	<b>81.49</b>		<b>12:52:14.542</b>
7 -	<b>1:26.973</b>	44.923	2:11.896 (2)	81.03	0.750	12:54:26.438

P13 73 RMT		Esteban LECOQ		Suzuki SV650 SK5 -		
IDEAL LAP TIME : 2:11.763		BEST LAP TIME : 2:12.217		DIFFERENCE : 0.454		
LAP	SECTOR 1	SECTOR 2	LAP TIME	MPH	DIFF	TIME OF DAY
1 -		45.683	2:24.044	74.20	11.827	12:41:07.751
2 -	1:30.292	45.421	2:15.713	78.75	3.496	12:43:23.464
3 -	1:29.102	<b>43.845</b>	2:12.947 (3)	80.39	0.730	12:45:36.411
4 -	1:29.690	44.840	2:14.530	79.44	2.313	12:47:50.941
5 -	1:27.972	45.272	2:12.244	80.21	1.027	12:50:04.185
6 -	<b>1:27.918</b>	44.299	<b>2:12.217 (1)</b>	<b>80.83</b>		<b>12:52:16.402</b>
7 -	1:28.185	44.758	2:12.943 (2)	80.39	0.726	12:54:29.345

P14 166 RMT		Nicholas BAKER		Suzuki SV650 - K66		
IDEAL LAP TIME : 2:12.273		BEST LAP TIME : 2:12.278		DIFFERENCE : 0.005		
LAP	SECTOR 1	SECTOR 2	LAP TIME	MPH	DIFF	TIME OF DAY
1 -		45.287	2:24.528	73.95	12.250	12:41:08.235
2 -	1:29.785	44.357	2:14.142	79.67	1.864	12:43:22.377
3 -	1:28.435	44.702	2:13.137 (3)	80.27	0.859	12:45:35.514
4 -	1:30.121	45.290	2:15.411	78.93	3.133	12:47:50.925
5 -	<b>1:28.351</b>	44.284	2:12.635 (2)	80.58	0.357	12:50:03.560
6 -	1:28.356	<b>43.922</b>	<b>2:12.278 (1)</b>	<b>80.80</b>		<b>12:52:15.838</b>
7 -	1:28.804	44.835	2:13.639	79.97	1.361	12:54:29.477

P15 50		Paul ROBSON		Kawaski ZX6R - RBProperty services & Environment Lighting		
IDEAL LAP TIME : 2:13.005		BEST LAP TIME : 2:13.039		DIFFERENCE : 0.034		
LAP	SECTOR 1	SECTOR 2	LAP TIME	MPH	DIFF	TIME OF DAY
1 -		<b>44.698</b>	2:21.967	75.28	8.928	12:41:05.674
2 -	1:28.879	45.889	2:14.768	79.30	1.729	12:43:20.442
3 -	1:29.281	45.468	2:14.749	79.31	1.710	12:45:35.191
4 -	1:29.481	45.249	2:14.730 (3)	79.32	1.691	12:47:49.921
5 -	<b>1:28.307</b>	44.732	<b>2:13.039 (1)</b>	<b>80.33</b>		<b>12:50:02.960</b>
6 -	1:28.379	48.413	2:16.792	78.13	3.753	12:52:19.752
7 -	1:28.589	44.952	2:13.541 (2)	80.03	0.502	12:54:33.293

Weather / Track : Sunny / Dry

Snetterton 300  
Circuit Length = 2.9689 miles  
Start: 12:38 Flag 12:53 End: 12:55

# BMCRC - MRO Championships 2021 - Rnd 2 @ Snetterton 300

## BMCRC Thunderbike Sport & Rookie Minitwins

### RACE 9 - SECTOR ANALYSIS



SECTOR 1 = FL to I1, SECTOR 2 = I1 to FL, DIFF = Difference To Personal Best Lap, P = Crossed Finish Line in Pit Lane, D = Time Disallowed

P16 123 RMT Adam FORSYTH			Suzuki SV650 - Rock Oil			
IDEAL LAP TIME : 2:12.473		BEST LAP TIME : 2:13.249		DIFFERENCE : 0.776		
LAP	SECTOR 1	SECTOR 2	LAP TIME	MPH	DIFF	TIME OF DAY
1 -		45.097	2:22.878	74.80	9.629	12:41:06.585
2 -	1:29.784	45.301	2:15.085	79.12	1.836	12:43:21.670
3 -	1:29.103	45.202	2:14.305 (3)	79.58	1.056	12:45:35.975
4 -	1:30.147	44.918	2:15.065	79.13	1.816	12:47:51.040
5 -	1:30.994	44.388	2:15.382	78.94	2.133	12:50:06.422
6 -	1:29.952	<b>43.883</b>	2:13.835 (2)	79.86	0.586	12:52:20.257
7 -	<b>1:28.590</b>	44.659	<b>2:13.249 (1)</b>	<b>80.21</b>		<b>12:54:33.506</b>

P17 234 RMT Andrew FLUX			Suzuki SV650 - Mach 1 Automotive LTD			
IDEAL LAP TIME : 2:12.021		BEST LAP TIME : 2:12.485		DIFFERENCE : 0.464		
LAP	SECTOR 1	SECTOR 2	LAP TIME	MPH	DIFF	TIME OF DAY
1 -		46.362	2:27.687	72.36	15.202	12:41:11.394
2 -	1:29.293	44.676	2:13.969	79.78	1.484	12:43:25.363
3 -	1:29.919	45.000	2:14.919	79.21	2.434	12:45:40.282
4 -	1:29.245	<b>43.980</b>	2:13.225 (2)	80.22	0.740	12:47:53.507
5 -	1:28.727	44.862	2:13.589 (3)	80.00	1.104	12:50:07.096
6 -	1:29.543	44.753	2:14.296	79.58	1.811	12:52:21.392
7 -	<b>1:28.041</b>	44.444	<b>2:12.485 (1)</b>	<b>80.67</b>		<b>12:54:33.877</b>

P18 62 RMT James KING			Suzuki SV650 - King and Drury construction			
IDEAL LAP TIME : 2:14.057		BEST LAP TIME : 2:14.741		DIFFERENCE : 0.684		
LAP	SECTOR 1	SECTOR 2	LAP TIME	MPH	DIFF	TIME OF DAY
1 -		46.257	2:24.889	73.76	10.148	12:41:08.596
2 -	<b>1:29.637</b>	45.808	2:15.445 (3)	78.91	0.704	12:43:24.041
3 -	1:31.046	44.718	2:15.764	78.72	1.023	12:45:39.805
4 -	1:30.321	<b>44.420</b>	<b>2:14.741 (1)</b>	<b>79.32</b>		<b>12:47:54.546</b>
5 -	1:30.339	44.914	2:15.253 (2)	79.02	0.512	12:50:09.799
6 -	1:30.437	45.052	2:15.489	78.88	0.748	12:52:25.288
7 -	1:30.284	45.553	2:15.837	78.68	1.096	12:54:41.125

P19 49 R Oli CHAYTOR			Yamaha R6 - PearTree Racing			
IDEAL LAP TIME : 2:14.845		BEST LAP TIME : 2:14.845		DIFFERENCE : 0.000		
LAP	SECTOR 1	SECTOR 2	LAP TIME	MPH	DIFF	TIME OF DAY
1 -		46.771	2:29.976	71.26	15.131	12:41:13.683
2 -	1:31.287	46.420	2:17.707 (3)	77.61	2.862	12:43:31.390
3 -	1:32.417	46.332	2:18.749	77.03	3.904	12:45:50.139
4 -	1:30.984	46.205	2:17.189 (2)	77.90	2.344	12:48:07.328
5 -	1:33.838	46.929	2:20.767	75.92	5.922	12:50:20.095
6 -	1:32.644	48.447	2:21.091	75.75	6.246	12:52:49.186
7 -	<b>1:29.502</b>	<b>45.343</b>	<b>2:14.845 (1)</b>	<b>79.26</b>		<b>12:55:04.031</b>

P20 333 R Mark STUBBERFIELD			Suzuki SV650 SUPERTWIN -			
IDEAL LAP TIME : 2:15.905		BEST LAP TIME : 2:15.905		DIFFERENCE : 0.000		
LAP	SECTOR 1	SECTOR 2	LAP TIME	MPH	DIFF	TIME OF DAY
1 -		46.947	2:28.664	71.89	12.759	12:41:12.371
2 -	1:30.394	46.774	2:17.168 (2)	77.91	1.263	12:43:29.539
3 -	1:30.914	46.514	2:17.428 (3)	77.77	1.523	12:45:46.967
4 -	1:33.598	46.642	2:20.240	76.21	4.335	12:48:07.207
5 -	1:36.587	46.593	2:23.180	74.64	7.275	12:50:30.387
6 -	<b>1:30.153</b>	<b>45.752</b>	<b>2:15.905 (1)</b>	<b>78.64</b>		<b>12:52:46.292</b>
7 -	1:32.439	45.841	2:18.280	77.29	2.375	12:55:04.572

Weather / Track : Sunny / Dry

Snetterton 300  
Circuit Length = 2.9689 miles  
Start: 12:38 Flag 12:53 End: 12:55

# BMCRC - MRO Championships 2021 - Rnd 2 @ Snetterton 300

## BMCRC Thunderbike Sport & Rookie Minitwins

### RACE 9 - SECTOR ANALYSIS



SECTOR 1 = FL to I1, SECTOR 2 = I1 to FL, DIFF = Difference To Personal Best Lap, P = Crossed Finish Line in Pit Lane, D = Time Disallowed

P21 80 R		Stephen LANE		Kawasaki ZX6R -		
IDEAL LAP TIME : 2:15.238		BEST LAP TIME : 2:15.238		DIFFERENCE : 0.000		
LAP	SECTOR 1	SECTOR 2	LAP TIME	MPH	DIFF	TIME OF DAY
1 -		46.948	2:30.546	70.99	15.308	12:41:14.253
2 -	1:33.298	46.828	2:20.126	76.27	4.888	12:43:34.379
3 -	1:32.895	46.969	2:19.864	76.41	4.626	12:45:54.243
4 -	1:31.470	48.458	2:19.928	76.38	4.690	12:48:14.171
5 -	1:31.324	46.444	2:17.768 (2)	77.58	2.530	12:50:31.939
6 -	1:30.946	46.905	2:17.851 (3)	77.53	2.613	12:52:49.790
7 -	<b>1:30.468</b>	<b>44.770</b>	<b>2:15.238 (1)</b>	<b>79.03</b>		<b>12:55:05.028</b>

P22 63 RMT		Stephen PERFITT		Suzuki SV650 -		
IDEAL LAP TIME : 2:18.965		BEST LAP TIME : 2:19.035		DIFFERENCE : 0.070		
LAP	SECTOR 1	SECTOR 2	LAP TIME	MPH	DIFF	TIME OF DAY
1 -		47.542	2:30.641	70.95	11.606	12:41:14.348
2 -	1:34.498	47.602	2:22.100	75.21	3.065	12:43:36.448
3 -	1:33.707	46.405	2:20.112	76.28	1.077	12:45:56.560
4 -	1:32.988	48.538	2:21.526	75.52	2.491	12:48:18.086
5 -	1:32.773	<b>46.262</b>	<b>2:19.035 (1)</b>	<b>76.87</b>		<b>12:50:37.121</b>
6 -	1:32.888	46.441	2:19.329 (2)	76.71	0.294	12:52:56.450
7 -	<b>1:32.703</b>	46.892	2:19.595 (3)	76.56	0.560	12:55:16.045

P23 744 RMT		Gary ANDERSON		Suzuki SV650 - A&M MOT Services. Guildford		
IDEAL LAP TIME : 2:18.346		BEST LAP TIME : 2:19.208		DIFFERENCE : 0.862		
LAP	SECTOR 1	SECTOR 2	LAP TIME	MPH	DIFF	TIME OF DAY
1 -		47.874	2:29.947	71.27	10.739	12:41:13.654
2 -	1:33.162	<b>46.416</b>	2:19.578 (2)	76.57	0.370	12:43:33.232
3 -	<b>1:31.930</b>	47.278	<b>2:19.208 (1)</b>	<b>76.77</b>		<b>12:45:52.440</b>
4 -	1:33.443	48.592	2:22.035	75.24	2.827	12:48:14.475
5 -	1:33.225	47.397	2:20.622	76.00	1.414	12:50:35.097
6 -	1:33.021	48.091	2:21.112	75.74	1.904	12:52:56.209
7 -	1:33.567	46.615	2:20.182 (3)	76.24	0.974	12:55:16.391

P24 513 R		Pablo ROMERO		Suzuki GSXR600 - The Sausage Racing Team		
IDEAL LAP TIME : 2:17.306		BEST LAP TIME : 2:17.394		DIFFERENCE : 0.088		
LAP	SECTOR 1	SECTOR 2	LAP TIME	MPH	DIFF	TIME OF DAY
1 -		47.985	2:34.879	69.00	17.485	12:41:18.586
2 -	1:33.931	47.763	2:21.694	75.43	4.300	12:43:40.280
3 -	1:35.634	47.958	2:23.592	74.43	6.198	12:46:03.872
4 -	1:34.928	<b>46.322</b>	2:21.250	75.66	3.856	12:48:25.122
5 -	1:31.749	46.912	2:18.661 (3)	77.08	1.267	12:50:43.783
6 -	<b>1:30.984</b>	46.410	<b>2:17.394 (1)</b>	<b>77.79</b>		<b>12:53:01.177</b>
7 -	1:31.715	46.707	2:18.422 (2)	77.21	1.028	12:55:19.599

P25 189 RMT		Mark LAWSON		Suzuki SV650 - Crawfords metal detectors		
IDEAL LAP TIME : 2:17.549		BEST LAP TIME : 2:17.549		DIFFERENCE : 0.000		
LAP	SECTOR 1	SECTOR 2	LAP TIME	MPH	DIFF	TIME OF DAY
1 -		47.617	2:33.719	69.52	16.170	12:41:17.426
2 -	1:34.596	48.026	2:22.622	74.93	5.073	12:43:40.048
3 -	1:34.667	48.286	2:22.953	74.76	5.404	12:46:03.001
4 -	1:35.939	47.214	2:23.153	74.66	5.604	12:48:26.154
5 -	1:32.198	46.134	2:18.332 (3)	77.26	0.783	12:50:44.486
6 -	1:31.797	46.221	2:18.018 (2)	77.43	0.469	12:53:02.504
7 -	<b>1:31.640</b>	<b>45.909</b>	<b>2:17.549 (1)</b>	<b>77.70</b>		<b>12:55:20.053</b>

Weather / Track : Sunny / Dry

Snetterton 300  
Circuit Length = 2.9689 miles  
Start: 12:38 Flag 12:53 End: 12:55

# BMCRC - MRO Championships 2021 - Rnd 2 @ Snetterton 300

## BMCRC Thunderbike Sport & Rookie Minitwins

### RACE 9 - SECTOR ANALYSIS



SECTOR 1 = FL to I1, SECTOR 2 = I1 to FL, DIFF = Difference To Personal Best Lap, P = Crossed Finish Line in Pit Lane, D = Time Disallowed

P26 138 RMT Craig JARMIN			Suzuki SV650 - BK Racing			
IDEAL LAP TIME : 2:19.305			BEST LAP TIME : 2:20.044		DIFFERENCE : 0.739	
LAP	SECTOR 1	SECTOR 2	LAP TIME	MPH	DIFF	TIME OF DAY
1 -		46.996	2:33.298	69.72	13.254	12:41:17.005
2 -	<b>1:33.844</b>	47.450	2:21.294	75.64	1.250	12:43:38.299
3 -	1:34.767	46.374	2:21.141	75.72	1.097	12:45:59.440
4 -	1:34.018	46.230	2:20.248 (3)	76.20	0.204	12:48:19.688
5 -	1:33.952	46.263	2:20.215 (2)	76.22	0.171	12:50:39.903
6 -	1:34.359	47.146	2:21.505	75.53	1.461	12:53:01.408
7 -	1:34.583	<b>45.461</b>	<b>2:20.044 (1)</b>	<b>76.31</b>		<b>12:55:21.452</b>

P27 455 RMT Tyler DONOVAN			Suzuki SV650 -			
IDEAL LAP TIME : 2:20.990			BEST LAP TIME : 2:20.990		DIFFERENCE : 0.000	
LAP	SECTOR 1	SECTOR 2	LAP TIME	MPH	DIFF	TIME OF DAY
1 -		49.285	2:36.421	68.32	15.431	12:41:20.128
2 -	1:34.494	48.348	2:22.842	74.82	1.852	12:43:42.970
3 -	1:34.615	48.033	2:22.648 (3)	74.92	1.658	12:46:05.618
4 -	1:34.374	48.840	2:23.214	74.63	2.224	12:48:28.832
5 -	<b>1:33.096</b>	<b>47.894</b>	<b>2:20.990 (1)</b>	<b>75.80</b>		<b>12:50:48.822</b>
6 -	1:33.170	48.344	2:21.514 (2)	75.52	0.524	12:53:11.336
7 -	1:34.328	48.602	2:22.930	74.77	1.940	12:55:34.266

P28 185 R Ben LOGAN			Kawasaki ZX6R -			
IDEAL LAP TIME : 2:20.569			BEST LAP TIME : 2:20.588		DIFFERENCE : 0.019	
LAP	SECTOR 1	SECTOR 2	LAP TIME	MPH	DIFF	TIME OF DAY
1 -		47.874	2:34.266	69.28	13.678	12:41:17.973
2 -	1:33.689	<b>47.449</b>	2:21.138 (2)	75.72	0.550	12:43:39.111
3 -	1:35.166	49.415	2:24.581	73.92	3.993	12:46:03.692
4 -	1:35.693	48.483	2:24.176	74.13	3.588	12:48:27.868
5 -	<b>1:33.120</b>	47.468	<b>2:20.588 (1)</b>	<b>76.02</b>		<b>12:50:48.456</b>
6 -	1:35.334	48.135	2:23.469 (3)	74.49	2.881	12:53:11.925

P29 114 RMT Adam CAVEY			Suzuki SV650 - PogSpeed			
IDEAL LAP TIME : 2:21.229			BEST LAP TIME : 2:21.234		DIFFERENCE : 0.005	
LAP	SECTOR 1	SECTOR 2	LAP TIME	MPH	DIFF	TIME OF DAY
1 -		48.591	2:37.410	67.89	16.176	12:41:21.117
2 -	1:36.671	48.352	2:25.023	73.69	3.789	12:43:46.140
3 -	1:36.725	47.257	2:23.982 (3)	74.23	2.748	12:46:10.122
4 -	1:36.461	47.798	2:24.259	74.08	3.025	12:48:34.381
5 -	1:34.773	<b>46.759</b>	2:21.532 (2)	75.51	0.298	12:50:55.913
6 -	<b>1:34.470</b>	46.764	<b>2:21.234 (1)</b>	<b>75.67</b>		<b>12:53:17.147</b>

P30 193 RMT Tony BOTTO			Suzuki SV650 - TB Motorcycles			
IDEAL LAP TIME : 2:21.543			BEST LAP TIME : 2:21.705		DIFFERENCE : 0.162	
LAP	SECTOR 1	SECTOR 2	LAP TIME	MPH	DIFF	TIME OF DAY
1 -		49.785	2:39.270	67.10	17.565	12:41:22.977
2 -	1:36.917	49.716	2:26.633	72.89	4.928	12:43:49.610
3 -	1:35.371	48.833	2:24.204	74.11	2.499	12:46:13.814
4 -	1:35.572	47.880	2:23.452 (3)	74.50	1.747	12:48:37.266
5 -	1:34.217	<b>47.488</b>	<b>2:21.705 (1)</b>	<b>75.42</b>		<b>12:50:58.971</b>
6 -	<b>1:34.055</b>	47.936	2:21.991 (2)	75.27	0.286	12:53:20.962

Weather / Track : Sunny / Dry

Snetterton 300  
Circuit Length = 2.9689 miles  
Start: 12:38 Flag 12:53 End: 12:55



# BMCRC - MRO Championships 2021 - Rnd 2 @ Snetterton 300

## BMCRC Thunderbike Sport & Rookie Minitwins

### RACE 9 - SECTOR ANALYSIS



SECTOR 1 = FL to I1, SECTOR 2 = I1 to FL, DIFF = Difference To Personal Best Lap, P = Crossed Finish Line in Pit Lane, D = Time Disallowed

P31 919 RMT Andrew BELLIS		Suzuki SV650 -				
IDEAL LAP TIME : 2:22.975		BEST LAP TIME : 2:23.284		DIFFERENCE : 0.309		
LAP	SECTOR 1	SECTOR 2	LAP TIME	MPH	DIFF	TIME OF DAY
1 -		50.184	2:38.737	67.33	15.453	12:41:22.444
2 -	1:37.749	50.256	2:28.005	72.21	4.721	12:43:50.449
3 -	1:39.725	49.695	2:29.420	71.53	6.136	12:46:19.869
4 -	1:37.237	48.947	2:26.184 (3)	73.11	2.900	12:48:46.053
5 -	1:36.352	<b>48.258</b>	2:24.610 (2)	73.90	1.326	12:51:10.663
6 -	<b>1:34.717</b>	48.567	<b>2:23.284 (1)</b>	<b>74.59</b>		<b>12:53:33.947</b>

P32 29 RMT Hayden KILLWORTH		Suzuki SV650 - BK Racing				
IDEAL LAP TIME : 2:22.789		BEST LAP TIME : 2:23.013		DIFFERENCE : 0.224		
LAP	SECTOR 1	SECTOR 2	LAP TIME	MPH	DIFF	TIME OF DAY
1 -		<b>48.398</b>	2:40.496	66.59	17.483	12:41:24.203
2 -	1:37.978	49.634	2:27.612	72.40	4.599	12:43:51.815
3 -	1:39.396	50.013	2:29.409	71.53	6.396	12:46:21.224
4 -	1:36.511	49.415	2:25.926 (3)	73.24	2.913	12:48:47.150
5 -	1:35.552	48.608	2:24.160 (2)	74.14	1.147	12:51:11.310
6 -	<b>1:34.391</b>	48.622	<b>2:23.013 (1)</b>	<b>74.73</b>		<b>12:53:34.323</b>

P33 101 Glen TRIPP		Honda CBR 600FW - yaki too racing				
IDEAL LAP TIME : 2:22.943		BEST LAP TIME : 2:22.943		DIFFERENCE : 0.000		
LAP	SECTOR 1	SECTOR 2	LAP TIME	MPH	DIFF	TIME OF DAY
1 -		49.090	2:39.391	67.05	16.448	12:41:23.098
2 -	1:37.454	50.015	2:27.469	72.47	4.526	12:43:50.567
3 -	1:40.108	50.869	2:30.977	70.79	8.034	12:46:21.544
4 -	1:37.427	48.404	2:25.831 (3)	73.29	2.888	12:48:47.375
5 -	1:36.658	48.932	2:25.590 (2)	73.41	2.647	12:51:12.965
6 -	<b>1:35.387</b>	<b>47.556</b>	<b>2:22.943 (1)</b>	<b>74.77</b>		<b>12:53:35.908</b>

P34 121 RMT Sam KENT		Suzuki SV 650 -				
IDEAL LAP TIME : 2:25.207		BEST LAP TIME : 2:25.207		DIFFERENCE : 0.000		
LAP	SECTOR 1	SECTOR 2	LAP TIME	MPH	DIFF	TIME OF DAY
1 -		49.828	2:39.641	66.95	14.434	12:41:23.348
2 -	1:38.502	49.460	2:27.962	72.23	2.755	12:43:51.310
3 -	1:39.615	49.814	2:29.429	71.52	4.222	12:46:20.739
4 -	1:36.700	49.563	2:26.263 (3)	73.07	1.056	12:48:47.002
5 -	1:36.608	49.550	2:26.158 (2)	73.12	0.951	12:51:13.160
6 -	<b>1:36.220</b>	<b>48.987</b>	<b>2:25.207 (1)</b>	<b>73.60</b>		<b>12:53:38.367</b>

P35 116 RMT Gareth FAITH		Suzuki SV650 - Sitramoto				
IDEAL LAP TIME : 2:29.284		BEST LAP TIME : 2:30.463		DIFFERENCE : 1.179		
LAP	SECTOR 1	SECTOR 2	LAP TIME	MPH	DIFF	TIME OF DAY
1 -		53.075	2:47.625	63.76	17.162	12:41:31.332
2 -	1:41.274	51.581	2:32.855	69.92	2.392	12:44:04.187
3 -	1:41.132	50.602	2:31.734 (3)	70.43	1.271	12:46:35.921
4 -	1:40.574	<b>50.530</b>	2:31.104 (2)	70.73	0.641	12:49:07.025
5 -	<b>1:38.754</b>	51.709	<b>2:30.463 (1)</b>	<b>71.03</b>		<b>12:51:37.488</b>
6 -	1:43.548	51.666	2:35.214	68.86	4.751	12:54:12.702

Weather / Track : Sunny / Dry

Snetterton 300  
Circuit Length = 2.9689 miles  
Start: 12:38 Flag 12:53 End: 12:55

# BMCRC - MRO Championships 2021 - Rnd 2 @ Snetterton 300

## BMCRC Thunderbike Sport & Rookie Minitwins

### RACE 9 - SECTOR ANALYSIS



SECTOR 1 = FL to I1, SECTOR 2 = I1 to FL, DIFF = Difference To Personal Best Lap, P = Crossed Finish Line in Pit Lane, D = Time Disallowed

P36 966 RMT Paul LEE		Suzuki SV650 -				
IDEAL LAP TIME : 2:34.849		BEST LAP TIME : 2:35.027				
		DIFFERENCE : 0.178				
LAP	SECTOR 1	SECTOR 2	LAP TIME	MPH	DIFF	TIME OF DAY
1 -		53.310	2:47.381	63.85	12.354	12:41:31.088
2 -	1:42.931	<b>52.346</b>	2:35.277 (2)	68.83	0.250	12:44:06.365
3 -	1:44.490	52.629	2:37.119	68.02	2.092	12:46:43.484
<b>4 -</b>	1:42.568	52.459	<b>2:35.027 (1)</b>	<b>68.94</b>		<b>12:49:18.511</b>
5 -	1:43.064	52.527	2:35.591	68.69	0.564	12:51:54.102
6 -	<b>1:42.503</b>	52.787	2:35.290 (3)	68.82	0.263	12:54:29.392

P37 192 RMT Richard MOFFA		Suzuki SV650 -				
IDEAL LAP TIME : 2:11.871		BEST LAP TIME : 2:12.315				
		DIFFERENCE : 0.444				
LAP	SECTOR 1	SECTOR 2	LAP TIME	MPH	DIFF	TIME OF DAY
1 -		45.469	2:26.677	72.86	14.362	12:41:10.384
2 -	1:29.779	44.515	2:14.294	79.58	1.979	12:43:24.678
3 -	1:30.388	43.912	2:14.300	79.58	1.985	12:45:38.978
4 -	1:29.785	44.053	2:13.838 (3)	79.85	1.523	12:47:52.816
5 -	1:29.141	<b>43.469</b>	2:12.610 (2)	80.59	0.295	12:50:05.426
6 -	<b>1:28.402</b>	43.913	<b>2:12.315 (1)</b>	<b>80.77</b>		<b>12:52:17.741</b>

P38 37 Ricky WOODS		Suzuki GSXR 600 - KTS Vehicle Repairs				
IDEAL LAP TIME : 2:23.635		BEST LAP TIME : 2:24.350				
		DIFFERENCE : 0.715				
LAP	SECTOR 1	SECTOR 2	LAP TIME	MPH	DIFF	TIME OF DAY
1 -		<b>48.759</b>	2:29.541 (3)	71.47	5.191	12:41:13.248
<b>2 -</b>	<b>1:34.876</b>	49.474	<b>2:24.350 (1)</b>	<b>74.04</b>		<b>12:43:37.598</b>
3 -	1:36.187	49.049	2:25.236 (2)	73.59	0.886	12:46:02.834

P39 109 R Marc BELL		Yamaha R6 5SL -				
IDEAL LAP TIME : 2:15.696		BEST LAP TIME : 2:16.415				
		DIFFERENCE : 0.719				
LAP	SECTOR 1	SECTOR 2	LAP TIME	MPH	DIFF	TIME OF DAY
1 -		<b>45.290</b>	2:23.376 (2)	74.54	6.961	12:41:07.083
<b>2 -</b>	<b>1:30.406</b>	46.009	<b>2:16.415 (1)</b>	<b>78.34</b>		<b>12:43:23.498</b>

# BMCRC - MRO Championships 2021 - Rnd 2 @ Snetterton 300

## BMCRC Thunderbike Sport & Rookie Minitwins

### RACE 9 - BEST SECTORS

SECTOR 1			SECTOR 2			IDEAL / BEST COMPARISON						
POS	NO	NAME	TIME	NO	NAME	TIME	POS	NO	NAME	IDEAL	BEST	DIFF
									<b>PERFECT LAP</b>	<b>2:02.378</b>		
1	52	FRICKER	1:21.465	961	SIM	40.913	1	961	SIM	2:02.382	2:02.754	0.372
2	961	SIM	1:21.469	52	FRICKER	40.966	2	52	FRICKER	2:02.431	2:02.656	0.225
3	624	FEDRICK	1:22.889	624	FEDRICK	41.491	3	624	FEDRICK	2:04.380	2:04.380	0.000
4	54	JAMISON	1:23.736	54	JAMISON	41.893	4	54	JAMISON	2:05.629	2:05.629	0.000
5	48	WALLIS	1:24.555	48	WALLIS	42.407	5	48	WALLIS	2:06.962	2:07.384	0.422
6	81	MAY	1:24.859	351	DIGBY-BAKER	42.476	6	351	DIGBY-BAKER	2:07.348	2:07.481	0.133
7	351	DIGBY-BAKER	1:24.872	81	MAY	42.839	7	81	MAY	2:07.698	2:08.264	0.566
8	25	DAY	1:24.928	84	BRANCO	43.149	8	25	DAY	2:08.097	2:08.711	0.614
9	84	BRANCO	1:25.533	25	DAY	43.169	9	84	BRANCO	2:08.682	2:08.696	0.014
10	75	MAY	1:26.973	72	GILLAM	43.169	10	72	GILLAM	2:10.813	2:10.888	0.075
11	168	DALRYMPLE	1:27.593	168	DALRYMPLE	43.250	11	168	DALRYMPLE	2:10.843	2:10.843	0.000
12	72	GILLAM	1:27.644	192	MOFFA	43.469	12	75	MAY	2:10.950	2:11.146	0.196
13	73	LECOQ	1:27.918	73	LECOQ	43.845	13	73	LECOQ	2:11.763	2:12.217	0.454
14	234	FLUX	1:28.041	123	FORSYTH	43.883	14	192	MOFFA	2:11.871	2:12.315	0.444
15	50	ROBSON	1:28.307	166	BAKER	43.922	15	234	FLUX	2:12.021	2:12.485	0.464
16	166	BAKER	1:28.351	75	MAY	43.977	16	166	BAKER	2:12.273	2:12.278	0.005
17	192	MOFFA	1:28.402	234	FLUX	43.980	17	123	FORSYTH	2:12.473	2:13.249	0.776
18	123	FORSYTH	1:28.590	62	KING	44.420	18	50	ROBSON	2:13.005	2:13.039	0.034
19	49	CHAYTOR	1:29.502	50	ROBSON	44.698	19	62	KING	2:14.057	2:14.741	0.684
20	62	KING	1:29.637	80	LANE	44.770	20	49	CHAYTOR	2:14.845	2:14.845	0.000
21	333	STUBBERFIELD	1:30.153	109	BELL	45.290	21	80	LANE	2:15.238	2:15.238	0.000
22	109	BELL	1:30.406	49	CHAYTOR	45.343	22	109	BELL	2:15.696	2:16.415	0.719
23	80	LANE	1:30.468	138	JARMIN	45.461	23	333	STUBBERFIELD	2:15.905	2:15.905	0.000
24	513	ROMERO	1:30.984	333	STUBBERFIELD	45.752	24	513	ROMERO	2:17.306	2:17.394	0.088
25	189	LAWSON	1:31.640	189	LAWSON	45.909	25	189	LAWSON	2:17.549	2:17.549	0.000
26	744	ANDERSON	1:31.930	63	PERFITT	46.262	26	744	ANDERSON	2:18.346	2:19.208	0.862
27	63	PERFITT	1:32.703	513	ROMERO	46.322	27	63	PERFITT	2:18.965	2:19.035	0.070
28	455	DONOVAN	1:33.096	744	ANDERSON	46.416	28	138	JARMIN	2:19.305	2:20.044	0.739
29	185	LOGAN	1:33.120	114	CAVEY	46.759	29	185	LOGAN	2:20.569	2:20.588	0.019
30	138	JARMIN	1:33.844	185	LOGAN	47.449	30	455	DONOVAN	2:20.990	2:20.990	0.000
31	193	BOTTO	1:34.055	193	BOTTO	47.488	31	114	CAVEY	2:21.229	2:21.234	0.005
32	29	KILLWORTH	1:34.391	101	TRIPP	47.556	32	193	BOTTO	2:21.543	2:21.705	0.162
33	114	CAVEY	1:34.470	455	DONOVAN	47.894	33	29	KILLWORTH	2:22.789	2:23.013	0.224
34	919	BELLIS	1:34.717	919	BELLIS	48.258	34	101	TRIPP	2:22.943	2:22.943	0.000
35	37	WOODS	1:34.876	29	KILLWORTH	48.398	35	919	BELLIS	2:22.975	2:23.284	0.309
36	101	TRIPP	1:35.387	37	WOODS	48.759	36	37	WOODS	2:23.635	2:24.350	0.715
37	121	KENT	1:36.220	121	KENT	48.987	37	121	KENT	2:25.207	2:25.207	0.000
38	116	FAITH	1:38.754	116	FAITH	50.530	38	116	FAITH	2:29.284	2:30.463	1.179
39	966	LEE	1:42.503	966	LEE	52.346	39	966	LEE	2:34.849	2:35.027	0.178

Weather / Track : Sunny / Dry

Snetterton 300

Circuit Length = 2.9689 miles

Start: 12:38 Flag 12:53 End: 12:55

Results can be found at [www.tsl-timing.com](http://www.tsl-timing.com)

Printed - 12:56 Sunday, 30 May 2021

# BMCRC - MRO Championships 2021 - Rnd 2 @ Snetterton 300

## BMCRC Thunderbike Sport & Rookie Minitwins

### RACE 9 - STATISTICS

**Competitors Started** 40  
**Planned Start** 2021-05-30 @ 12:35:00.000  
**Actual Start** 2021-05-30 @ 12:38:43.706  
**Finish Time** 2021-05-30 @ 12:53:11.346  
**Track Length** 2.9689mi.  
**Total Laps** 254  
**Total Distance Covered** 754.1035mi.

#### Session Fastest Lap History

NO	CL	NAME	LAP TIME	TIME OF DAY	LAP	VEHICLE
52		Elliot FRICKER	<b>2:08.730</b>	12:40:52.455	1	Honda CBR600
961		Jack SIM	<b>2:03.398</b>	12:42:55.903	2	Yamaha R6
961		Jack SIM	<b>2:02.784</b>	12:44:58.688	3	Yamaha R6
961		Jack SIM	<b>2:02.754</b>	12:47:01.442	4	Yamaha R6
52		Elliot FRICKER	<b>2:02.656</b>	12:47:01.941	4	Honda CBR600

#### Session Leader History

NO	CL	NAME	FROM LAP	LAPS LED	DISTANCE	VEHICLE
52		Elliot FRICKER	1	1	2.96 miles	Honda CBR600
961		Jack SIM	2	6	17.81 miles	Yamaha R6

#### Flag History

TYPE	TIME OF DAY
GREEN	12:38:43.706
FINISH	12:53:11.346

#### Flag Statistics

TYPE	COUNT	TOTAL LAPS	TOTAL TIME
Green	1	7	17:06.323
Red	0	0	0.000
Safety Car	0	0	0.000
FCY	0	0	0.000

# BMCRC - MRO Championships 2021 - Rnd 2 @ Snetterton 300

## BMCRC Thunderbike Sport & Rookie Minitwins

### RACE 9 - STATISTICS

CLASS :

14 Starters

#### Fastest Lap History

NO	NAME	LAP TIME	TIME OF DAY	LAP	VEHICLE
52	Elliot FRICKER	2:08.730	12:40:52.455	1	Honda CBR600
961	Jack SIM	2:03.398	12:42:55.903	2	Yamaha R6
961	Jack SIM	2:02.784	12:44:58.688	3	Yamaha R6
961	Jack SIM	2:02.754	12:47:01.442	4	Yamaha R6
52	Elliot FRICKER	2:02.656	12:47:01.941	4	Honda CBR600

#### Leader History

NO	NAME	FROM LAP	LAPS LED	DISTANCE	VEHICLE
52	Elliot FRICKER	1	1	2.96 miles	Honda CBR600
961	Jack SIM	2	6	17.81 miles	Yamaha R6

Weather / Track : Sunny / Dry

Results can be found at [www.tsl-timing.com](http://www.tsl-timing.com)

Page 2 of 4

Snetterton 300  
Circuit Length = 2.9689 miles  
Start: 12:38 Flag 12:53 End: 12:55

Printed - 12:56 Sunday, 30 May 2021

# BMCRC - MRO Championships 2021 - Rnd 2 @ Snetterton 300

## BMCRC Thunderbike Sport & Rookie Minitwins

### RACE 9 - STATISTICS

CLASS : R

7 Starters

#### Fastest Lap History

NO	NAME	LAP TIME	TIME OF DAY	LAP	VEHICLE
168	Aaron DALRYMPLE	2:20.214	12:41:03.939	1	Suzuki GSXR 600
168	Aaron DALRYMPLE	2:12.716	12:43:16.655	2	Suzuki GSXR 600
168	Aaron DALRYMPLE	2:11.801	12:49:54.254	5	Suzuki GSXR 600
168	Aaron DALRYMPLE	2:10.843	12:52:05.097	6	Suzuki GSXR 600

#### Leader History

NO	NAME	FROM LAP	LAPS LED	DISTANCE	VEHICLE
168	Aaron DALRYMPLE	1	7	20.78 miles	Suzuki GSXR 600

# BMCRC - MRO Championships 2021 - Rnd 2 @ Snetterton 300

## BMCRC Thunderbike Sport & Rookie Minitwins

### RACE 9 - STATISTICS

CLASS : RMT

19 Starters

#### Fastest Lap History

NO	NAME	LAP TIME	TIME OF DAY	LAP	VEHICLE
123	Adam FORSYTH	<b>2:22.878</b>	12:41:06.601	1	Suzuki SV650
72	Mark GILLAM	<b>2:12.826</b>	12:43:21.102	2	Suzuki SV650
72	Mark GILLAM	<b>2:11.853</b>	12:45:32.955	3	Suzuki SV650
72	Mark GILLAM	<b>2:11.271</b>	12:49:57.127	5	Suzuki SV650
72	Mark GILLAM	<b>2:10.888</b>	12:52:08.014	6	Suzuki SV650

#### Leader History

NO	NAME	FROM LAP	LAPS LED	DISTANCE	VEHICLE
123	Adam FORSYTH	1	1	2.96 miles	Suzuki SV650
72	Mark GILLAM	2	6	17.81 miles	Suzuki SV650

# BMCRC - MRO Championships 2021 - Rnd 2 @ Snetterton 300



## BMCRC Thunderbike Sport & Rookie Minitwins

### RACE 19 - GRID (7 Laps)

ROW 14	42	286	Michael HALES	41	32	Jack WILLIAMS	40	22	Matthew MAY	
ROW 13			2:35.027				2:30.463		2:25.207	
ROW 13		39	966	Paul LEE	38	116	Gareth FAITH	37	121	Sam KENT
ROW 12			2:24.350			2:23.284			2:23.013	
ROW 12		36	37	Ricky WOODS	35	919	Andrew BELLIS	34	29	Hayden KILLWORTH
ROW 11			2:22.943			2:21.705			2:21.234	
ROW 11		33	101	Glen TRIPP	32	193	Tony BOTTO	31	114	Adam CAVEY
ROW 10			2:20.990			2:20.588			2:20.044	
ROW 10		30	455	Tyler DONOVAN	29	185	Ben LOGAN	28	138	Craig JARMIN
ROW 9			2:19.208			2:19.035			2:17.549	
ROW 9		27	744	Gary ANDERSON	26	63	Stephen PERFITT	25	189	Mark LAWSON
ROW 8			2:17.394			2:16.415			2:15.905	
ROW 8		24	513	Pablo ROMERO	23	109	Marc BELL	22	333	Mark STUBBERFIELD
ROW 7			2:15.238			2:14.845			2:14.741	
ROW 7		21	80	Stephen LANE	20	49	Oli CHAYTOR	19	62	James KING
ROW 6			2:13.249			2:13.039			2:12.485	
ROW 6		18	123	Adam FORSYTH	17	50	Paul ROBSON	16	234	Andrew FLUX
ROW 5			2:12.315			2:12.278			2:12.217	
ROW 5		15	192	Richard MOFFA	14	166	Nicholas BAKER	13	73	Esteban LECOQ
ROW 4			2:11.146			2:10.888			2:10.843	
ROW 4		12	75	Stewart MAY	11	72	Mark GILLAM	10	168	Aaron DALRYMPLE
ROW 3			2:08.711			2:08.696			2:08.264	
ROW 3		9	25	Harrison DAY	8	84	Ricardo BRANCO	7	81	Malvern MAY
ROW 2			2:07.481			2:07.384			2:05.629	
ROW 2		6	351	Sam DIGBY-BAKER	5	48	Shaun WALLIS	4	54	Adam JAMISON
ROW 1			2:04.380			2:02.754			2:02.656	
ROW 1		3	624	Matthew FEDRICK	2	961	Jack SIM	1	52	Elliot FRICKER
									<b>Pole</b>	

Snetterton 300

Circuit Length = 2.9689 miles

These results are provisional until the conclusion of any judicial and technical matters.

Clerk Of Course :	Stewards :	Timekeeper : Craig Smith
-------------------	------------	--------------------------

Results can be found at [www.tsl-timing.com](http://www.tsl-timing.com)

Printed - 12:57 Sunday, 30 May 2021





# BMCRC - MRO Championships 2021 - Rnd 2 @ Snetterton 300



## BMCRC Thunderbike Sport & Rookie Minitwins

### RACE 19 - CLASSIFICATION

POS	NO	CL	PIC NAME	ENTRY	LAPS	TIME	GAP	DIFF	MPH	BEST	ON
1	52		1 Elliot FRICKER	Honda CBR600 - Petwise.org, S&S, Ride in Bike Ty	7	14:25.562			86.43	2:01.471	4
2	961		2 Jack SIM	Yamaha R6 - Platform Lift Engineers Ltd	7	14:26.079	0.517	0.517	86.38	2:01.728	5
3	624		3 Matthew FEDRICK	Yamaha R6 - M. Fedrick Farriers ltd/ Palmer Race Sl	7	15:00.175	34.613	34.096	83.11	2:07.437	5
4	84		4 Ricardo BRANCO	Yamaha R6 - IMP Racing	7	15:04.339	38.777	4.164	82.73	2:07.384	7
5	48		5 Shaun WALLIS	Yamaha R6 - MBC Despatch Racing	7	15:04.624	39.062	0.285	82.70	2:07.413	7
6	81		6 Malvern MAY	Honda CBR600RR -	7	15:08.108	42.546	3.484	82.38	2:08.475	6
7	25		7 Harrison DAY	Suzuki SV650 -	7	15:08.213	42.651	0.105	82.37	2:08.430	3
8	351		8 Sam DIGBY-BAKER	Yamaha R6 -	7	15:17.943	52.381	9.730	81.50	2:09.552	3
9	168	R	1 Aaron DALRYMPLE	Suzuki GSXR 600 -	7	15:29.800	1:04.238	11.857	80.46	2:11.147	2
10	72	RMT	1 Mark GILLAM	Suzuki SV650 - No More Straps Ltd	7	15:30.094	1:04.532	0.294	80.43	2:11.527	7
11	166	RMT	2 Nicholas BAKER	Suzuki SV650 - K66	7	15:33.576	1:08.014	3.482	80.13	2:10.233	7
12	75		9 Stewart MAY	Honda CBR600F3 - Moths in the wallet	7	15:38.953	1:13.391	5.377	79.68	2:11.802	3
13	73	RMT	3 Esteban LECOQ	Suzuki SV650 SK5 -	7	15:39.904	1:14.342	0.951	79.60	2:11.452	5
14	22		10 Matthew MAY	Honda CBR600FY - Late Breakers	7	15:47.241	1:21.679	7.337	78.98	2:12.384	4
15	234	RMT	4 Andrew FLUX	Suzuki SV650 - Mach 1 Automotive LTD	7	15:47.901	1:22.339	0.660	78.92	2:13.475	7
16	123	RMT	5 Adam FORSYTH	Suzuki SV650 - Rock Oil	7	15:50.681	1:25.119	2.780	78.69	2:13.608	6
17	62	RMT	6 James KING	Suzuki SV650 - King and Drury construction	7	16:04.842	1:39.280	14.161	77.54	2:15.078	2
18	109	R	2 Marc BELL	Yamaha R6 5SL -	7	16:11.123	1:45.561	6.281	77.04	2:14.239	6
19	333	R	3 Mark STUBBERFIELD	Suzuki SV650 SUPERTWIN -	7	16:13.737	1:48.175	2.614	76.83	2:16.515	5
20	189	RMT	7 Mark LAWSON	Suzuki SV650 - Crawfords metal detectors	7	16:23.994	1:58.432	10.257	76.03	2:16.513	7
21	138	RMT	8 Craig JARMIN	Suzuki SV650 - BK Racing	7	16:25.441	1:59.879	1.447	75.92	2:16.870	7
22	63	RMT	9 Stephen PERFITT	Suzuki SV650 -	7	16:31.631	2:06.069	6.190	75.44	2:19.767	7
23	744	RMT	10 Gary ANDERSON	Suzuki SV650 - A&M MOT Services. Guildford	7	16:32.787	2:07.225	1.156	75.36	2:19.160	6
24	513	R	4 Pablo ROMERO	Suzuki GSXR600 - The Sausage Racing Team	7	16:40.789	2:15.227	8.002	74.75	2:18.719	7
25	185	R	5 Ben LOGAN	Kawasaki ZX6R -	7	16:47.278	2:21.716	6.489	74.27	2:20.299	5
26	193	RMT	11 Tony BOTTO	Suzuki SV650 - TB Motorcycles	6	14:39.784	1 Lap	1 Lap	72.89	2:22.494	5
27	114	RMT	12 Adam CAVEY	Suzuki SV650 - PogSpeed	6	14:40.083	1 Lap	0.299	72.86	2:22.080	3
28	919	RMT	13 Andrew BELLIS	Suzuki SV650 -	6	14:41.488	1 Lap	1.405	72.75	2:23.854	5
29	29	RMT	14 Hayden KILLWORTH	Suzuki SV650 - BK Racing	6	14:42.125	1 Lap	0.637	72.69	2:23.013	5
30	101		11 Glen TRIPP	Honda CBR 600FW - yaki too racing	6	14:45.019	1 Lap	2.894	72.45	2:24.381	5
31	116	RMT	15 Gareth FAITH	Suzuki SV650 - Sitramoto	6	15:50.465	1 Lap	1:05.446	67.47	2:34.146	3
32	966	RMT	16 Paul LEE	Suzuki SV650 -	6	16:21.709	1 Lap	31.244	65.32	2:38.583	3

#### NOT CLASSIFIED

DNF	80	R	Stephen LANE	Kawasaki ZX6R -	5	11:51.063	2 Laps	1 Lap	75.15	2:17.337	3
DNF	455	RMT	Tyler DONOVAN	Suzuki SV650 -	5	12:13.128	2 Laps	22.065	72.89	2:22.414	2
DNF	49	R	Oli CHAYTOR	Yamaha R6 - PearTree Racing	1	2:26.000	6 Laps	4 Laps	73.20	2:26.000	1
DNF	54		Adam JAMISON	Yamaha R6 - Team AJR	0						

#### FASTEST LAP

52			Elliot FRICKER	Honda CBR600 - Petwise.org, S&S, Ride in Bike Ty	4	2:01.471		87.98 mph	141.60 kph		
166	RMT		Nicholas BAKER	Suzuki SV650 - K66	7	2:10.233		82.06 mph	132.07 kph		
168	R		Aaron DALRYMPLE	Suzuki GSXR 600 -	2	2:11.147		81.49 mph	131.15 kph		

Class - 92.5% of Race Speed = 79.94 mph  
 Class R - 92.5% of Race Speed = 74.42 mph  
 Class RMT - 92.5% of Race Speed = 74.39 mph

Snetterton 300: 2.9689 miles

Race Distance: 7 Laps / 20.78 miles

Start: 17:18 Flag 17:32 End: 17:35

Weather / Track : Sunny / Dry

These results are provisional until the conclusion of any judicial and technical matters.

Clerk Of Course :	Stewards :	Timekeeper : Craig Smith
-------------------	------------	--------------------------

Results can be found at [www.tsl-timing.com](http://www.tsl-timing.com)

Printed - 17:35 Sunday, 30 May 2021



BMCRC - MRO Championships 2021 - Rnd 2 @ Snetterton 300

BMCRC Thunderbike Sport & Rookie Minitwins

RACE 19 - LAP CHART

**LAP 1 @ 17:20:32.370**

NO	BEHIND	LAP TIME
52		2:10.089
961	0.226	2:10.315
624	1.901	2:11.990
84	4.429	2:14.518
48	4.546	2:14.635
25	4.811	2:14.900
81	5.151	2:15.240
351	7.258	2:17.347
168	8.205	2:18.294
72	8.248	2:18.337
166	9.620	2:19.709
75	10.625	2:20.714
123	12.879	2:22.968
73	13.229	2:23.318
234	13.338	2:23.427
62	13.738	2:23.827
49	15.911	2:26.000
22	16.997	2:27.086
333	17.667	2:27.756
80	18.532	2:28.621
63	20.058	2:30.147
744	20.174	2:30.263
109	20.811	2:30.900
138	21.930	2:32.019
189	22.595	2:32.684
185	23.779	2:33.868
114	24.772	2:34.861
455	24.936	2:35.025
513	25.713	2:35.802
919	27.429	2:37.518
29	27.843	2:37.932
193	28.694	2:38.783
101	28.880	2:38.969
116	37.719	2:47.808
966	44.242	2:54.331

**LAP 2 @ 17:22:35.858**

NO	BEHIND	LAP TIME
52		2:03.488
961	0.069	2:03.331
624	5.872	2:07.459
48	9.856	2:08.798
84	10.203	2:09.262
25	10.727	2:09.404
81	10.867	2:09.204
351	13.420	2:09.650
168	15.864	2:11.147
72	16.889	2:12.129
75	19.586	2:12.449
166	20.367	2:14.235
73	22.954	2:13.213
123	24.824	2:15.433
234	25.017	2:15.167
62	25.328	2:15.078
22	27.373	2:13.864
333	31.383	2:17.204
80	34.419	2:19.375
109	35.229	2:17.906
63	37.858	2:21.288
744	38.545	2:21.859
138	38.578	2:20.136
189	40.443	2:21.336

185	42.302	2:22.011
455	43.862	2:22.414
513	44.387	2:22.162
114	45.781	2:24.497
919	50.113	2:26.172
193	50.526	2:25.320
29	50.750	2:26.395
101	51.291	2:25.899
116	1:09.365	2:35.134
966	1:21.695	2:40.941

**LAP 3 @ 17:24:38.370**

NO	BEHIND	LAP TIME
52		2:02.512
961	0.080	2:02.523
624	11.184	2:07.824
84	15.832	2:08.141
48	16.215	2:08.871
25	16.645	2:08.430
81	16.930	2:08.575
351	20.460	2:09.552
168	25.055	2:11.703
72	26.455	2:12.078
75	28.876	2:11.802
166	30.789	2:12.934
73	32.200	2:11.758
123	36.290	2:13.978
234	36.561	2:14.056
22	38.017	2:13.156
62	38.558	2:15.742
333	47.781	2:18.910
80	49.244	2:17.337
109	49.855	2:17.138
63	55.190	2:19.844
744	56.359	2:20.326
138	56.481	2:20.415
189	58.029	2:20.098
185	1:01.723	2:21.933
513	1:02.755	2:20.880
455	1:05.132	2:23.782
114	1:05.349	2:22.080
919	1:12.226	2:24.625
29	1:13.716	2:25.478
193	1:13.800	2:25.786
101	1:14.074	2:25.295
116	1:40.999	2:34.146
966	1:57.766	2:38.583

**LAP 4 @ 17:26:39.841**

NO	BEHIND	LAP TIME
52		2:01.471
961	0.372	2:01.763
624	17.288	2:07.575
84	23.026	2:08.665
48	23.347	2:08.603
25	23.975	2:08.801
81	24.019	2:08.560
351	28.856	2:09.867
168	35.055	2:11.471
72	37.091	2:12.107
75	40.790	2:13.385
166	41.606	2:12.288
73	42.454	2:11.725
123	48.652	2:13.833

22	48.930	2:12.384
234	49.084	2:13.994
62	53.657	2:16.570
333	1:05.717	2:19.407
109	1:06.354	2:17.970
80	1:07.799	2:20.026
63	1:13.702	2:19.983
138	1:14.936	2:19.926
189	1:15.345	2:18.787
744	1:15.413	2:20.525
185	1:22.805	2:22.553
513	1:23.265	2:21.981
455	1:29.068	2:25.407
114	1:29.201	2:25.323
919	1:34.813	2:24.058
193	1:36.076	2:23.747
29	1:36.288	2:24.043
101	1:37.051	2:24.448

**LAP 5 @ 17:28:41.827**

NO	BEHIND	LAP TIME
52		2:01.986
961	0.114	2:01.728
116	1 Lap	2:37.088
624	22.739	2:07.437
84	28.937	2:07.897
48	29.996	2:08.635
81	30.907	2:08.874
25	31.021	2:09.032
351	36.526	2:09.656
966	1 Lap	2:44.295
168	45.875	2:12.806
72	47.096	2:11.991
75	51.509	2:12.705
166	51.679	2:12.059
73	51.920	2:11.452
22	59.761	2:12.817
123	1:00.856	2:14.190
234	1:00.971	2:13.873
62	1:09.048	2:17.377
333	1:20.246	2:16.515
109	1:20.889	2:16.521
189	1:31.341	2:17.982
80	1:31.517	2:25.704
138	1:31.872	2:18.922
63	1:32.379	2:20.663
744	1:33.656	2:20.229
185	1:41.118	2:20.299
513	1:42.031	2:20.752
114	1:50.408	2:23.193
455	1:53.582	2:26.500
193	1:56.584	2:22.494
919	1:56.681	2:23.854
29	1:57.315	2:23.013
101	1:59.446	2:24.381

**LAP 6 @ 17:30:44.504**

NO	BEHIND	LAP TIME
52		2:02.677
961	0.177	2:02.740
624	28.690	2:08.628
84	34.732	2:08.472
48	34.988	2:07.669
81	36.705	2:08.475

25	37.290	2:08.946
351	44.598	2:10.749
116	1 Lap	2:37.674
168	55.114	2:11.916
72	56.344	2:11.925
166	1:01.120	2:12.118
73	1:03.121	2:13.878
75	1:03.786	2:14.954
22	1:10.891	2:13.807
123	1:11.787	2:13.608
234	1:12.203	2:13.909
966	1 Lap	2:44.001
62	1:23.779	2:17.408
109	1:32.451	2:14.239
333	1:34.727	2:17.158
189	1:45.258	2:16.594
138	1:46.348	2:17.153
63	1:49.641	2:19.939
744	1:50.139	2:19.160
513	1:59.847	2:20.493
185	2:02.758	2:24.317

**LAP 7 @ 17:32:47.843**

NO	BEHIND	LAP TIME
52		2:03.339
961	0.517	2:03.679
193	1 Lap	2:23.654
114	1 Lap	2:30.129
919	1 Lap	2:25.261
29	1 Lap	2:25.264
101	1 Lap	2:26.027
624	34.613	2:09.262
84	38.777	2:07.384
48	39.062	2:07.413
81	42.546	2:09.180
25	42.651	2:08.700
351	52.381	2:11.122
168	1:04.238	2:12.463
72	1:04.532	2:11.527
166	1:08.014	2:10.233
75	1:13.391	2:12.944
73	1:14.342	2:14.560
22	1:21.679	2:14.127
234	1:22.339	2:13.475
116	1 Lap	2:38.615
123	1:25.119	2:16.671
62	1:39.280	2:18.840
109	1:45.561	2:16.449
333	1:48.175	2:16.787
966	1 Lap	2:39.558
189	1:58.432	2:16.513
138	1:59.879	2:16.870
63	2:06.069	2:19.767
744	2:07.225	2:20.425
513	2:15.227	2:18.719
185	2:21.716	2:22.297

Weather / Track : Sunny / Dry

Snetterton 300  
Circuit Length = 2.9689 miles  
Start: 17:18 Flag 17:32 End: 17:35

Results can be found at [www.tsl-timing.com](http://www.tsl-timing.com)

Printed - 17:35 Sunday, 30 May 2021

# BMCRC - MRO Championships 2021 - Rnd 2 @ Snetterton 300

## BMCRC Thunderbike Sport & Rookie Minitwins

### RACE 19 - SECTOR ANALYSIS



SECTOR 1 = FL to I1, SECTOR 2 = I1 to FL, DIFF = Difference To Personal Best Lap, P = Crossed Finish Line in Pit Lane, D = Time Disallowed

P1 52		Elliot FRICKER		Honda CBR600 - Petwise.org, S&S, Ride in Bike Tyres		
IDEAL LAP TIME : 2:01.427		BEST LAP TIME : 2:01.471		DIFFERENCE : 0.044		
LAP	SECTOR 1	SECTOR 2	LAP TIME	MPH	DIFF	TIME OF DAY
1 -		41.458	2:10.089	82.15	8.618	17:20:32.370
2 -	1:22.425	41.063	2:03.488	86.55	2.017	17:22:35.858
3 -	1:21.802	40.710	2:02.512 (3)	87.24	1.041	17:24:38.370
4 -	<b>1:21.063</b>	40.408	<b>2:01.471 (1)</b>	<b>87.98</b>		<b>17:26:39.841</b>
5 -	1:21.366	40.620	2:01.986 (2)	87.61	0.515	17:28:41.827
6 -	1:21.084	41.593	2:02.677	87.12	1.206	17:30:44.504
7 -	1:22.975	<b>40.364</b>	2:03.339	86.65	1.868	17:32:47.843

P2 961		Jack SIM		Yamaha R6 - Platform Lift Engineers Ltd		
IDEAL LAP TIME : 2:01.606		BEST LAP TIME : 2:01.728		DIFFERENCE : 0.122		
LAP	SECTOR 1	SECTOR 2	LAP TIME	MPH	DIFF	TIME OF DAY
1 -		41.692	2:10.315	82.01	8.587	17:20:32.596
2 -	1:22.436	40.895	2:03.331	86.66	1.603	17:22:35.927
3 -	1:21.781	40.742	2:02.523 (3)	87.23	0.795	17:24:38.450
4 -	1:21.325	40.438	2:01.763 (2)	87.77	0.035	17:26:40.213
5 -	<b>1:21.301</b>	40.427	<b>2:01.728 (1)</b>	<b>87.80</b>		<b>17:28:41.941</b>
6 -	1:21.408	41.332	2:02.740	87.07	1.012	17:30:44.681
7 -	1:23.374	<b>40.305</b>	2:03.679	86.41	1.951	17:32:48.360

P3 624		Matthew FEDRICK		Yamaha R6 - M. Fedrick Farriers Ltd/ Palmer Race Skool		
IDEAL LAP TIME : 2:06.531		BEST LAP TIME : 2:07.437		DIFFERENCE : 0.906		
LAP	SECTOR 1	SECTOR 2	LAP TIME	MPH	DIFF	TIME OF DAY
1 -		<b>41.925</b>	2:11.990	80.97	4.553	17:20:34.271
2 -	1:25.025	42.434	2:07.459 (2)	83.85	0.022	17:22:41.730
3 -	1:25.223	42.601	2:07.824	83.61	0.387	17:24:49.554
4 -	1:25.179	42.396	2:07.575 (3)	83.77	0.138	17:26:57.129
5 -	<b>1:24.606</b>	42.831	<b>2:07.437 (1)</b>	<b>83.86</b>		<b>17:29:04.566</b>
6 -	1:25.537	43.091	2:08.628	83.09	1.191	17:31:13.194
7 -	1:26.378	42.884	2:09.262	82.68	1.825	17:33:22.456

P4 84		Ricardo BRANCO		Yamaha R6 - IMP Racing		
IDEAL LAP TIME : 2:07.384		BEST LAP TIME : 2:07.384		DIFFERENCE : 0.000		
LAP	SECTOR 1	SECTOR 2	LAP TIME	MPH	DIFF	TIME OF DAY
1 -		43.705	2:14.518	79.45	7.134	17:20:36.799
2 -	1:26.031	43.231	2:09.262	82.68	1.878	17:22:46.061
3 -	1:25.070	43.071	2:08.141 (3)	83.40	0.757	17:24:54.202
4 -	1:25.571	43.094	2:08.665	83.06	1.281	17:27:02.867
5 -	1:25.485	42.412	2:07.897 (2)	83.56	0.513	17:29:11.764
6 -	1:25.568	42.904	2:08.472	83.19	1.088	17:31:19.236
7 -	<b>1:25.011</b>	<b>42.373</b>	<b>2:07.384 (1)</b>	<b>83.90</b>		<b>17:33:26.620</b>

P5 48		Shaun WALLIS		Yamaha R6 - MBC Despatch Racing		
IDEAL LAP TIME : 2:07.413		BEST LAP TIME : 2:07.413		DIFFERENCE : 0.000		
LAP	SECTOR 1	SECTOR 2	LAP TIME	MPH	DIFF	TIME OF DAY
1 -		43.524	2:14.635	79.38	7.222	17:20:36.916
2 -	1:24.987	43.811	2:08.798	82.98	1.385	17:22:45.714
3 -	1:25.342	43.529	2:08.871	82.93	1.458	17:24:54.585
4 -	1:25.323	43.280	2:08.603 (3)	83.10	1.190	17:27:03.188
5 -	1:25.254	43.381	2:08.635	83.08	1.222	17:29:11.823
6 -	1:25.020	42.649	2:07.669 (2)	83.71	0.256	17:31:19.492
7 -	<b>1:24.826</b>	<b>42.587</b>	<b>2:07.413 (1)</b>	<b>83.88</b>		<b>17:33:26.905</b>

Weather / Track : Sunny / Dry

Snetterton 300  
Circuit Length = 2.9689 miles  
Start: 17:18 Flag 17:32 End: 17:35

# BMCRC - MRO Championships 2021 - Rnd 2 @ Snetterton 300

## BMCRC Thunderbike Sport & Rookie Minitwins

### RACE 19 - SECTOR ANALYSIS



SECTOR 1 = FL to I1, SECTOR 2 = I1 to FL, DIFF = Difference To Personal Best Lap, P = Crossed Finish Line in Pit Lane, D = Time Disallowed

P6 81 Malvern MAY		Honda CBR600RR -				
IDEAL LAP TIME : 2:07.693		BEST LAP TIME : 2:08.475		DIFFERENCE : 0.782		
LAP	SECTOR 1	SECTOR 2	LAP TIME	MPH	DIFF	TIME OF DAY
1 -		42.842	2:15.240	79.03	6.765	17:20:37.521
2 -	1:26.108	43.096	2:09.204	82.72	0.729	17:22:46.725
3 -	1:26.052	42.523	2:08.575 (3)	83.12	0.100	17:24:55.300
4 -	<b>1:25.284</b>	43.276	2:08.560 (2)	83.13	0.085	17:27:03.860
5 -	1:25.514	43.360	2:08.874	82.93	0.399	17:29:12.734
6 -	1:26.066	<b>42.409</b>	<b>2:08.475 (1)</b>	<b>83.19</b>		<b>17:31:21.209</b>
7 -	1:26.358	42.822	2:09.180	82.73	0.705	17:33:30.389

P7 25 Harrison DAY		Suzuki SV650 -				
IDEAL LAP TIME : 2:07.937		BEST LAP TIME : 2:08.430		DIFFERENCE : 0.493		
LAP	SECTOR 1	SECTOR 2	LAP TIME	MPH	DIFF	TIME OF DAY
1 -		43.890	2:14.900	79.22	6.470	17:20:37.181
2 -	1:25.772	43.632	2:09.404	82.59	0.974	17:22:46.585
3 -	<b>1:25.142</b>	43.288	<b>2:08.430 (1)</b>	<b>83.22</b>		<b>17:24:55.015</b>
4 -	1:25.318	43.483	2:08.801 (3)	82.98	0.371	17:27:03.816
5 -	1:25.153	43.879	2:09.032	82.83	0.602	17:29:12.848
6 -	1:26.129	42.817	2:08.946	82.88	0.516	17:31:21.794
7 -	1:25.905	<b>42.795</b>	2:08.700 (2)	83.04	0.270	17:33:30.494

P8 351 Sam DIGBY-BAKER		Yamaha R6 -				
IDEAL LAP TIME : 2:09.225		BEST LAP TIME : 2:09.552		DIFFERENCE : 0.327		
LAP	SECTOR 1	SECTOR 2	LAP TIME	MPH	DIFF	TIME OF DAY
1 -		43.314	2:17.347	77.81	7.795	17:20:39.628
2 -	1:26.739	<b>42.911</b>	2:09.650 (2)	82.43	0.098	17:22:49.278
3 -	1:26.349	43.203	<b>2:09.552 (1)</b>	<b>82.50</b>		<b>17:24:58.830</b>
4 -	<b>1:26.314</b>	43.553	2:09.867	82.30	0.315	17:27:08.697
5 -	1:26.407	43.249	2:09.656 (3)	82.43	0.104	17:29:18.353
6 -	1:26.542	44.207	2:10.749	81.74	1.197	17:31:29.102
7 -	1:27.184	43.938	2:11.122	81.51	1.570	17:33:40.224

P9 168 R Aaron DALRYMPLE		Suzuki GSXR 600 -				
IDEAL LAP TIME : 2:11.077		BEST LAP TIME : 2:11.147		DIFFERENCE : 0.070		
LAP	SECTOR 1	SECTOR 2	LAP TIME	MPH	DIFF	TIME OF DAY
1 -		<b>43.529</b>	2:18.294	77.28	7.147	17:20:40.575
2 -	1:27.561	43.586	<b>2:11.147 (1)</b>	<b>81.49</b>		<b>17:22:51.722</b>
3 -	1:27.825	43.878	2:11.703 (3)	81.15	0.556	17:25:03.425
4 -	1:27.798	43.673	2:11.471 (2)	81.29	0.324	17:27:14.896
5 -	1:28.854	43.952	2:12.806	80.47	1.659	17:29:27.702
6 -	<b>1:27.548</b>	44.368	2:11.916	81.02	0.769	17:31:39.618
7 -	1:28.575	43.888	2:12.463	80.68	1.316	17:33:52.081

P10 72 RMT Mark GILLAM		Suzuki SV650 - No More Straps Ltd				
IDEAL LAP TIME : 2:11.248		BEST LAP TIME : 2:11.527		DIFFERENCE : 0.279		
LAP	SECTOR 1	SECTOR 2	LAP TIME	MPH	DIFF	TIME OF DAY
1 -		43.453	2:18.337	77.26	6.810	17:20:40.618
2 -	1:28.379	43.750	2:12.129	80.89	0.602	17:22:52.747
3 -	1:28.590	43.488	2:12.078	80.92	0.551	17:25:04.825
4 -	1:28.316	43.791	2:12.107	80.90	0.580	17:27:16.932
5 -	1:28.628	<b>43.363</b>	2:11.991 (3)	80.97	0.464	17:29:28.923
6 -	1:28.258	43.667	2:11.925 (2)	81.01	0.398	17:31:40.848
7 -	<b>1:27.885</b>	43.642	<b>2:11.527 (1)</b>	<b>81.26</b>		<b>17:33:52.375</b>

Weather / Track : Sunny / Dry

Snetterton 300  
Circuit Length = 2.9689 miles  
Start: 17:18 Flag 17:32 End: 17:35

# BMCRC - MRO Championships 2021 - Rnd 2 @ Snetterton 300

## BMCRC Thunderbike Sport & Rookie Minitwins

### RACE 19 - SECTOR ANALYSIS



SECTOR 1 = FL to I1, SECTOR 2 = I1 to FL, DIFF = Difference To Personal Best Lap, P = Crossed Finish Line in Pit Lane, D = Time Disallowed

P11 166 RMT		Nicholas BAKER		Suzuki SV650 - K66		
IDEAL LAP TIME : 2:10.233		BEST LAP TIME : 2:10.233		DIFFERENCE : 0.000		
LAP	SECTOR 1	SECTOR 2	LAP TIME	MPH	DIFF	TIME OF DAY
1 -		43.698	2:19.709	76.50	9.476	17:20:41.990
2 -	1:29.568	44.667	2:14.235	79.62	4.002	17:22:56.225
3 -	1:29.300	43.634	2:12.934	80.40	2.701	17:25:09.159
4 -	1:29.120	43.168	2:12.288	80.79	2.055	17:27:21.447
5 -	1:27.644	44.415	2:12.059 (2)	80.93	1.826	17:29:33.506
6 -	1:28.863	43.255	2:12.118 (3)	80.89	1.885	17:31:45.624
7 -	<b>1:27.291</b>	<b>42.942</b>	<b>2:10.233 (1)</b>	<b>82.06</b>		<b>17:33:55.857</b>

P12 75		Stewart MAY		Honda CBR600F3 - Moths in the wallet		
IDEAL LAP TIME : 2:11.610		BEST LAP TIME : 2:11.802		DIFFERENCE : 0.192		
LAP	SECTOR 1	SECTOR 2	LAP TIME	MPH	DIFF	TIME OF DAY
1 -		44.740	2:20.714	75.95	8.912	17:20:42.995
2 -	1:28.225	44.224	2:12.449 (2)	80.69	0.647	17:22:55.444
3 -	<b>1:27.458</b>	44.344	<b>2:11.802 (1)</b>	<b>81.09</b>		<b>17:25:07.246</b>
4 -	1:28.296	45.089	2:13.385	80.12	1.583	17:27:20.631
5 -	1:27.879	44.826	2:12.705 (3)	80.54	0.903	17:29:33.336
6 -	1:30.546	44.408	2:14.954	79.19	3.152	17:31:48.290
7 -	1:28.792	<b>44.152</b>	2:12.944	80.39	1.142	17:34:01.234

P13 73 RMT		Esteban LECOQ		Suzuki SV650 SK5 -		
IDEAL LAP TIME : 2:10.752		BEST LAP TIME : 2:11.452		DIFFERENCE : 0.700		
LAP	SECTOR 1	SECTOR 2	LAP TIME	MPH	DIFF	TIME OF DAY
1 -		45.357	2:23.318	74.57	11.866	17:20:45.599
2 -	1:29.149	44.064	2:13.213	80.23	1.761	17:22:58.812
3 -	1:28.132	<b>43.626</b>	2:11.758 (3)	81.11	0.306	17:25:10.570
4 -	1:27.620	44.105	2:11.725 (2)	81.13	0.273	17:27:22.295
5 -	<b>1:27.126</b>	44.326	<b>2:11.452 (1)</b>	<b>81.30</b>		<b>17:29:33.747</b>
6 -	1:29.905	43.973	2:13.878	79.83	2.426	17:31:47.625
7 -	1:29.783	44.777	2:14.560	79.42	3.108	17:34:02.185

P14 22		Matthew MAY		Honda CBR600FY - Late Breakers		
IDEAL LAP TIME : 2:12.384		BEST LAP TIME : 2:12.384		DIFFERENCE : 0.000		
LAP	SECTOR 1	SECTOR 2	LAP TIME	MPH	DIFF	TIME OF DAY
1 -		45.693	2:27.086	72.66	14.702	17:20:49.367
2 -	1:29.481	44.383	2:13.864	79.84	1.480	17:23:03.231
3 -	1:28.563	44.593	2:13.156 (3)	80.26	0.772	17:25:16.387
4 -	<b>1:28.330</b>	<b>44.054</b>	<b>2:12.384 (1)</b>	<b>80.73</b>		<b>17:27:28.771</b>
5 -	1:28.498	44.319	2:12.817 (2)	80.47	0.433	17:29:41.588
6 -	1:28.832	44.975	2:13.807	79.87	1.423	17:31:55.395
7 -	1:28.816	45.311	2:14.127	79.68	1.743	17:34:09.522

P15 234 RMT		Andrew FLUX		Suzuki SV650 - Mach 1 Automotive LTD		
IDEAL LAP TIME : 2:12.997		BEST LAP TIME : 2:13.475		DIFFERENCE : 0.478		
LAP	SECTOR 1	SECTOR 2	LAP TIME	MPH	DIFF	TIME OF DAY
1 -		45.258	2:23.427	74.51	9.952	17:20:45.708
2 -	1:30.316	44.851	2:15.167	79.07	1.692	17:23:00.875
3 -	1:29.662	44.394	2:14.056	79.72	0.581	17:25:14.931
4 -	1:29.621	<b>44.373</b>	2:13.994	79.76	0.519	17:27:28.925
5 -	1:29.493	44.380	2:13.873 (2)	79.83	0.398	17:29:42.798
6 -	1:29.221	44.688	2:13.909 (3)	79.81	0.434	17:31:56.707
7 -	<b>1:28.624</b>	44.851	<b>2:13.475 (1)</b>	<b>80.07</b>		<b>17:34:10.182</b>

Weather / Track : Sunny / Dry

Snetterton 300  
Circuit Length = 2.9689 miles  
Start: 17:18 Flag 17:32 End: 17:35

# BMCRC - MRO Championships 2021 - Rnd 2 @ Snetterton 300

## BMCRC Thunderbike Sport & Rookie Minitwins

### RACE 19 - SECTOR ANALYSIS



SECTOR 1 = FL to I1, SECTOR 2 = I1 to FL, DIFF = Difference To Personal Best Lap, P = Crossed Finish Line in Pit Lane, D = Time Disallowed

P16 123 RMT Adam FORSYTH			Suzuki SV650 - Rock Oil			
IDEAL LAP TIME : 2:13.115		BEST LAP TIME : 2:13.608		DIFFERENCE : 0.493		
LAP	SECTOR 1	SECTOR 2	LAP TIME	MPH	DIFF	TIME OF DAY
1 -		45.123	2:22.968	74.75	9.360	17:20:45.249
2 -	1:30.617	44.816	2:15.433	78.91	1.825	17:23:00.682
3 -	1:29.633	44.345	2:13.978 (3)	79.77	0.370	17:25:14.660
4 -	1:29.730	<b>44.103</b>	2:13.833 (2)	79.86	0.225	17:27:28.493
5 -	1:29.247	44.943	2:14.190	79.64	0.582	17:29:42.683
6 -	<b>1:29.012</b>	44.596	<b>2:13.608 (1)</b>	<b>79.99</b>		<b>17:31:56.291</b>
7 -	1:32.241	44.430	2:16.671	78.20	3.063	17:34:12.962

P17 62 RMT James KING			Suzuki SV650 - King and Drury construction			
IDEAL LAP TIME : 2:15.078		BEST LAP TIME : 2:15.078		DIFFERENCE : 0.000		
LAP	SECTOR 1	SECTOR 2	LAP TIME	MPH	DIFF	TIME OF DAY
1 -		45.233	2:23.827	74.31	8.749	17:20:46.108
2 -	<b>1:30.257</b>	<b>44.821</b>	<b>2:15.078 (1)</b>	<b>79.12</b>		<b>17:23:01.186</b>
3 -	1:30.526	45.216	2:15.742 (2)	78.73	0.664	17:25:16.928
4 -	1:30.856	45.714	2:16.570 (3)	78.26	1.492	17:27:33.498
5 -	1:31.790	45.587	2:17.377	77.80	2.299	17:29:50.875
6 -	1:31.380	46.028	2:17.408	77.78	2.330	17:32:08.283
7 -	1:32.168	46.672	2:18.840	76.98	3.762	17:34:27.123

P18 109 R Marc BELL			Yamaha R6 5SL -			
IDEAL LAP TIME : 2:14.239		BEST LAP TIME : 2:14.239		DIFFERENCE : 0.000		
LAP	SECTOR 1	SECTOR 2	LAP TIME	MPH	DIFF	TIME OF DAY
1 -		47.521	2:30.900	70.82	16.661	17:20:53.181
2 -	1:31.834	46.072	2:17.906	77.50	3.667	17:23:11.087
3 -	1:31.037	46.101	2:17.138	77.93	2.899	17:25:28.225
4 -	1:32.212	45.758	2:17.970	77.46	3.731	17:27:46.195
5 -	1:31.160	45.361	2:16.521 (3)	78.28	2.282	17:30:02.716
6 -	<b>1:29.211</b>	<b>45.028</b>	<b>2:14.239 (1)</b>	<b>79.61</b>		<b>17:32:16.955</b>
7 -	1:30.612	45.837	2:16.449 (2)	78.33	2.210	17:34:33.404

P19 333 R Mark STUBBERFIELD			Suzuki SV650 SUPERTWIN -			
IDEAL LAP TIME : 2:16.090		BEST LAP TIME : 2:16.515		DIFFERENCE : 0.425		
LAP	SECTOR 1	SECTOR 2	LAP TIME	MPH	DIFF	TIME OF DAY
1 -		46.507	2:27.756	72.33	11.241	17:20:50.037
2 -	<b>1:30.461</b>	46.743	2:17.204	77.89	0.689	17:23:07.241
3 -	1:32.566	46.344	2:18.910	76.94	2.395	17:25:26.151
4 -	1:33.441	45.966	2:19.407	76.66	2.892	17:27:45.558
5 -	1:30.886	<b>45.629</b>	<b>2:16.515 (1)</b>	<b>78.29</b>		<b>17:30:02.073</b>
6 -	1:31.169	45.989	2:17.158 (3)	77.92	0.643	17:32:19.231
7 -	1:30.574	46.213	2:16.787 (2)	78.13	0.272	17:34:36.018

P20 189 RMT Mark LAWSON			Suzuki SV650 - Crawfords metal detectors			
IDEAL LAP TIME : 2:16.278		BEST LAP TIME : 2:16.513		DIFFERENCE : 0.235		
LAP	SECTOR 1	SECTOR 2	LAP TIME	MPH	DIFF	TIME OF DAY
1 -		47.260	2:32.684	70.00	16.171	17:20:54.965
2 -	1:34.295	47.041	2:21.336	75.62	4.823	17:23:16.301
3 -	1:33.362	46.736	2:20.098	76.29	3.585	17:25:36.399
4 -	1:32.404	46.383	2:18.787	77.01	2.274	17:27:55.186
5 -	1:31.993	45.989	2:17.982 (3)	77.45	1.469	17:30:13.168
6 -	<b>1:30.703</b>	45.891	2:16.594 (2)	78.24	0.081	17:32:29.762
7 -	1:30.938	<b>45.575</b>	<b>2:16.513 (1)</b>	<b>78.29</b>		<b>17:34:46.275</b>

Weather / Track : Sunny / Dry

Snetterton 300  
Circuit Length = 2.9689 miles  
Start: 17:18 Flag 17:32 End: 17:35

# BMCRC - MRO Championships 2021 - Rnd 2 @ Snetterton 300

## BMCRC Thunderbike Sport & Rookie Minitwins

### RACE 19 - SECTOR ANALYSIS



SECTOR 1 = FL to I1, SECTOR 2 = I1 to FL, DIFF = Difference To Personal Best Lap, P = Crossed Finish Line in Pit Lane, D = Time Disallowed

P21 138 RMT		Craig JARMIN		Suzuki SV650 - BK Racing		
IDEAL LAP TIME : 2:16.714		BEST LAP TIME : 2:16.870		DIFFERENCE : 0.156		
LAP	SECTOR 1	SECTOR 2	LAP TIME	MPH	DIFF	TIME OF DAY
1 -		48.394	2:32.019	70.30	15.149	17:20:54.300
2 -	1:33.042	47.094	2:20.136	76.26	3.266	17:23:14.436
3 -	1:33.986	46.429	2:20.415	76.11	3.545	17:25:34.851
4 -	1:33.730	46.196	2:19.926	76.38	3.056	17:27:54.777
5 -	1:33.118	45.804	2:18.922 (3)	76.93	2.052	17:30:13.699
6 -	<b>1:32.134</b>	45.019	2:17.153 (2)	77.92	0.283	17:32:30.852
7 -	1:32.290	<b>44.580</b>	<b>2:16.870 (1)</b>	<b>78.08</b>		<b>17:34:47.722</b>

P22 63 RMT		Stephen PERFITT		Suzuki SV650 -		
IDEAL LAP TIME : 2:19.600		BEST LAP TIME : 2:19.767		DIFFERENCE : 0.167		
LAP	SECTOR 1	SECTOR 2	LAP TIME	MPH	DIFF	TIME OF DAY
1 -		48.339	2:30.147	71.18	10.380	17:20:52.428
2 -	1:34.142	47.146	2:21.288	75.64	1.521	17:23:13.716
3 -	1:33.192	<b>46.652</b>	2:19.844 (2)	76.42	0.077	17:25:33.560
4 -	1:33.120	46.863	2:19.983	76.35	0.216	17:27:53.543
5 -	1:33.354	47.309	2:20.663	75.98	0.896	17:30:14.206
6 -	<b>1:32.948</b>	46.991	2:19.939 (3)	76.37	0.172	17:32:34.145
7 -	1:33.052	46.715	<b>2:19.767 (1)</b>	<b>76.47</b>		<b>17:34:53.912</b>

P23 744 RMT		Gary ANDERSON		Suzuki SV650 - A&M MOT Services. Guildford		
IDEAL LAP TIME : 2:18.273		BEST LAP TIME : 2:19.160		DIFFERENCE : 0.887		
LAP	SECTOR 1	SECTOR 2	LAP TIME	MPH	DIFF	TIME OF DAY
1 -		47.090	2:30.263	71.12	11.103	17:20:52.544
2 -	1:34.261	47.598	2:21.859	75.34	2.699	17:23:14.403
3 -	1:33.165	47.161	2:20.326 (3)	76.16	1.166	17:25:34.729
4 -	1:33.604	46.921	2:20.525	76.05	1.365	17:27:55.254
5 -	1:32.958	47.271	2:20.229 (2)	76.21	1.069	17:30:15.483
6 -	<b>1:32.034</b>	47.126	<b>2:19.160 (1)</b>	<b>76.80</b>		<b>17:32:34.643</b>
7 -	1:34.186	<b>46.239</b>	2:20.425	76.11	1.265	17:34:55.068

P24 513 R		Pablo ROMERO		Suzuki GSXR600 - The Sausage Racing Team		
IDEAL LAP TIME : 2:18.719		BEST LAP TIME : 2:18.719		DIFFERENCE : 0.000		
LAP	SECTOR 1	SECTOR 2	LAP TIME	MPH	DIFF	TIME OF DAY
1 -		48.273	2:35.802	68.60	17.083	17:20:58.083
2 -	1:34.261	47.901	2:22.162	75.18	3.443	17:23:20.245
3 -	1:34.028	46.852	2:20.880	75.86	2.161	17:25:41.125
4 -	1:33.456	48.525	2:21.981	75.27	3.262	17:28:03.106
5 -	1:33.307	47.445	2:20.752 (3)	75.93	2.033	17:30:23.858
6 -	1:33.773	46.720	2:20.493 (2)	76.07	1.774	17:32:44.351
7 -	<b>1:32.127</b>	<b>46.592</b>	<b>2:18.719 (1)</b>	<b>77.04</b>		<b>17:35:03.070</b>

P25 185 R		Ben LOGAN		Kawasaki ZX6R -		
IDEAL LAP TIME : 2:20.061		BEST LAP TIME : 2:20.299		DIFFERENCE : 0.238		
LAP	SECTOR 1	SECTOR 2	LAP TIME	MPH	DIFF	TIME OF DAY
1 -		48.278	2:33.868	69.46	13.569	17:20:56.149
2 -	1:34.513	<b>47.498</b>	2:22.011 (3)	75.26	1.712	17:23:18.160
3 -	1:33.690	48.243	2:21.933 (2)	75.30	1.634	17:25:40.093
4 -	1:34.272	48.281	2:22.553	74.97	2.254	17:28:02.646
5 -	<b>1:32.563</b>	47.736	<b>2:20.299 (1)</b>	<b>76.18</b>		<b>17:30:22.945</b>
6 -	1:34.683	49.634	2:24.317	74.05	4.018	17:32:47.262
7 -	1:33.818	48.479	2:22.297	75.11	1.998	17:35:09.559

Weather / Track : Sunny / Dry

Snetterton 300  
Circuit Length = 2.9689 miles  
Start: 17:18 Flag 17:32 End: 17:35

# BMCRC - MRO Championships 2021 - Rnd 2 @ Snetterton 300

## BMCRC Thunderbike Sport & Rookie Minitwins

### RACE 19 - SECTOR ANALYSIS



SECTOR 1 = FL to I1, SECTOR 2 = I1 to FL, DIFF = Difference To Personal Best Lap, P = Crossed Finish Line in Pit Lane, D = Time Disallowed

P26 193 RMT Tony BOTTO			Suzuki SV650 - TB Motorcycles			
IDEAL LAP TIME : 2:22.494		BEST LAP TIME : 2:22.494		DIFFERENCE : 0.000		
LAP	SECTOR 1	SECTOR 2	LAP TIME	MPH	DIFF	TIME OF DAY
1 -		50.146	2:38.783	67.31	16.289	17:21:01.064
2 -	1:36.333	48.987	2:25.320	73.54	2.826	17:23:26.384
3 -	1:35.638	50.148	2:25.786	73.31	3.292	17:25:52.170
4 -	1:35.154	48.593	2:23.747 (3)	74.35	1.253	17:28:15.917
5 -	<b>1:34.524</b>	<b>47.970</b>	<b>2:22.494 (1)</b>	<b>75.00</b>		<b>17:30:38.411</b>
6 -	1:35.338	48.316	2:23.654 (2)	74.40	1.160	17:33:02.065

P27 114 RMT Adam CAVEY			Suzuki SV650 - PogSpeed			
IDEAL LAP TIME : 2:20.542		BEST LAP TIME : 2:22.080		DIFFERENCE : 1.538		
LAP	SECTOR 1	SECTOR 2	LAP TIME	MPH	DIFF	TIME OF DAY
1 -		47.854	2:34.861	69.01	12.781	17:20:57.142
2 -	1:35.489	49.008	2:24.497 (3)	73.96	2.417	17:23:21.639
3 -	<b>1:33.725</b>	48.355	<b>2:22.080 (1)</b>	<b>75.22</b>		<b>17:25:43.719</b>
4 -	1:36.490	48.833	2:25.323	73.54	3.243	17:28:09.042
5 -	1:36.376	<b>46.817</b>	2:23.193 (2)	74.64	1.113	17:30:32.235
6 -	1:42.843	47.286	2:30.129	71.19	8.049	17:33:02.364

P28 919 RMT Andrew BELLIS			Suzuki SV650 -			
IDEAL LAP TIME : 2:23.232		BEST LAP TIME : 2:23.854		DIFFERENCE : 0.622		
LAP	SECTOR 1	SECTOR 2	LAP TIME	MPH	DIFF	TIME OF DAY
1 -		49.485	2:37.518	67.85	13.664	17:20:59.799
2 -	1:37.185	48.987	2:26.172	73.11	2.318	17:23:25.971
3 -	1:36.100	48.525	2:24.625 (3)	73.90	0.771	17:25:50.596
4 -	1:35.892	48.166	2:24.058 (2)	74.19	0.204	17:28:14.654
5 -	<b>1:35.569</b>	48.285	<b>2:23.854 (1)</b>	<b>74.29</b>		<b>17:30:38.508</b>
6 -	1:37.598	<b>47.663</b>	2:25.261	73.57	1.407	17:33:03.769

P29 29 RMT Hayden KILLWORTH			Suzuki SV650 - BK Racing			
IDEAL LAP TIME : 2:23.012		BEST LAP TIME : 2:23.013		DIFFERENCE : 0.001		
LAP	SECTOR 1	SECTOR 2	LAP TIME	MPH	DIFF	TIME OF DAY
1 -		48.954	2:37.932	67.67	14.919	17:21:00.213
2 -	1:37.091	49.304	2:26.395	73.00	3.382	17:23:26.608
3 -	1:36.160	49.318	2:25.478	73.46	2.465	17:25:52.086
4 -	1:35.629	48.414	2:24.043 (2)	74.20	1.030	17:28:16.129
5 -	<b>1:34.819</b>	48.194	<b>2:23.013 (1)</b>	<b>74.73</b>		<b>17:30:39.142</b>
6 -	1:37.071	<b>48.193</b>	2:25.264 (3)	73.57	2.251	17:33:04.406

P30 101 Glen TRIPP			Honda CBR 600FW - yaki too racing			
IDEAL LAP TIME : 2:23.257		BEST LAP TIME : 2:24.381		DIFFERENCE : 1.124		
LAP	SECTOR 1	SECTOR 2	LAP TIME	MPH	DIFF	TIME OF DAY
1 -		49.226	2:38.969	67.23	14.588	17:21:01.250
2 -	1:37.411	48.488	2:25.899	73.25	1.518	17:23:27.149
3 -	1:37.677	47.618	2:25.295 (3)	73.56	0.914	17:25:52.444
4 -	1:37.362	<b>47.086</b>	2:24.448 (2)	73.99	0.067	17:28:16.892
5 -	<b>1:36.171</b>	48.210	<b>2:24.381 (1)</b>	<b>74.02</b>		<b>17:30:41.273</b>
6 -	1:38.103	47.924	2:26.027	73.19	1.646	17:33:07.300

Weather / Track : Sunny / Dry

Snetterton 300  
Circuit Length = 2.9689 miles  
Start: 17:18 Flag 17:32 End: 17:35



# BMCRC - MRO Championships 2021 - Rnd 2 @ Snetterton 300

## BMCRC Thunderbike Sport & Rookie Minitwins

### RACE 19 - SECTOR ANALYSIS



SECTOR 1 = FL to I1, SECTOR 2 = I1 to FL, DIFF = Difference To Personal Best Lap, P = Crossed Finish Line in Pit Lane, D = Time Disallowed

P31 116 RMT Gareth FAITH		Suzuki SV650 - Sitramoto				
IDEAL LAP TIME : 2:33.868		BEST LAP TIME : 2:34.146		DIFFERENCE : 0.278		
LAP	SECTOR 1	SECTOR 2	LAP TIME	MPH	DIFF	TIME OF DAY
1 -		52.203	2:47.808	63.69	13.662	17:21:10.089
2 -	1:43.483	<b>51.651</b>	2:35.134 (2)	68.89	0.988	17:23:45.223
3 -	<b>1:42.217</b>	51.929	<b>2:34.146 (1)</b>	<b>69.33</b>		<b>17:26:19.369</b>
4 -	1:44.304	52.784	2:37.088 (3)	68.03	2.942	17:28:56.457
5 -	1:44.543	53.131	2:37.674	67.78	3.528	17:31:34.131
6 -	1:43.834	54.781	2:38.615	67.38	4.469	17:34:12.746

P32 966 RMT Paul LEE		Suzuki SV650 -				
IDEAL LAP TIME : 2:38.161		BEST LAP TIME : 2:38.583		DIFFERENCE : 0.422		
LAP	SECTOR 1	SECTOR 2	LAP TIME	MPH	DIFF	TIME OF DAY
1 -		55.465	2:54.331	61.30	15.748	17:21:16.612
2 -	1:47.293	53.648	2:40.941 (3)	66.40	2.358	17:23:57.553
3 -	1:45.811	<b>52.772</b>	<b>2:38.583 (1)</b>	<b>67.39</b>		<b>17:26:36.136</b>
4 -	1:46.431	57.864	2:44.295	65.05	5.712	17:29:20.431
5 -	1:49.112	54.889	2:44.001	65.17	5.418	17:32:04.432
6 -	<b>1:45.389</b>	54.169	2:39.558 (2)	66.98	0.975	17:34:43.990

P33 80 R Stephen LANE		Kawasaki ZX6R -				
IDEAL LAP TIME : 2:16.734		BEST LAP TIME : 2:17.337		DIFFERENCE : 0.603		
LAP	SECTOR 1	SECTOR 2	LAP TIME	MPH	DIFF	TIME OF DAY
1 -		46.816	2:28.621	71.91	11.284	17:20:50.902
2 -	1:31.404	47.971	2:19.375 (2)	76.68	2.038	17:23:10.277
3 -	1:31.321	<b>46.016</b>	<b>2:17.337 (1)</b>	<b>77.82</b>		<b>17:25:27.614</b>
4 -	1:33.579	46.447	2:20.026 (3)	76.32	2.689	17:27:47.640
5 -	<b>1:30.718</b>	54.986	2:25.704	73.35	8.367	17:30:13.344

P34 455 RMT Tyler DONOVAN		Suzuki SV650 -				
IDEAL LAP TIME : 2:22.414		BEST LAP TIME : 2:22.414		DIFFERENCE : 0.000		
LAP	SECTOR 1	SECTOR 2	LAP TIME	MPH	DIFF	TIME OF DAY
1 -		49.478	2:35.025	68.94	12.611	17:20:57.306
2 -	<b>1:34.679</b>	<b>47.735</b>	<b>2:22.414 (1)</b>	<b>75.04</b>		<b>17:23:19.720</b>
3 -	1:35.201	48.581	2:23.782 (2)	74.33	1.368	17:25:43.502
4 -	1:36.247	49.160	2:25.407 (3)	73.50	2.993	17:28:08.909
5 -	1:37.056	49.444	2:26.500	72.95	4.086	17:30:35.409

P35 49 R Oli CHAYTOR		Yamaha R6 - PearTree Racing				
IDEAL LAP TIME : 2:18.236		BEST LAP TIME : 2:26.000		DIFFERENCE : 7.764		
LAP	SECTOR 1	SECTOR 2	LAP TIME	MPH	DIFF	TIME OF DAY
1 -		<b>46.413</b>	<b>2:26.000 (1)</b>	<b>73.20</b>		<b>17:20:48.281</b>

# BMCRC - MRO Championships 2021 - Rnd 2 @ Snetterton 300

## BMCRC Thunderbike Sport & Rookie Minitwins

### RACE 19 - BEST SECTORS

SECTOR 1			SECTOR 2			IDEAL / BEST COMPARISON						
POS	NO	NAME	TIME	NO	NAME	TIME	POS	NO	NAME	IDEAL	BEST	DIFF
									<b>PERFECT LAP</b>	<b>2:01.368</b>		
1	52	FRICKER	1:21.063	961	SIM	40.305	1	52	FRICKER	2:01.427	2:01.471	0.044
2	961	SIM	1:21.301	52	FRICKER	40.364	2	961	SIM	2:01.606	2:01.728	0.122
3	624	FEDRICK	1:24.606	624	FEDRICK	41.925	3	624	FEDRICK	2:06.531	2:07.437	0.906
4	48	WALLIS	1:24.826	84	BRANCO	42.373	4	84	BRANCO	2:07.384	2:07.384	0.000
5	84	BRANCO	1:25.011	81	MAY	42.409	5	48	WALLIS	2:07.413	2:07.413	0.000
6	25	DAY	1:25.142	48	WALLIS	42.587	6	81	MAY	2:07.693	2:08.475	0.782
7	81	MAY	1:25.284	25	DAY	42.795	7	25	DAY	2:07.937	2:08.430	0.493
8	351	DIGBY-BAKER	1:26.314	351	DIGBY-BAKER	42.911	8	351	DIGBY-BAKER	2:09.225	2:09.552	0.327
9	73	LECOQ	1:27.126	166	BAKER	42.942	9	166	BAKER	2:10.233	2:10.233	0.000
10	166	BAKER	1:27.291	72	GILLAM	43.363	10	73	LECOQ	2:10.752	2:11.452	0.700
11	75	MAY	1:27.458	168	DALRYMPLE	43.529	11	168	DALRYMPLE	2:11.077	2:11.147	0.070
12	168	DALRYMPLE	1:27.548	73	LECOQ	43.626	12	72	GILLAM	2:11.248	2:11.527	0.279
13	72	GILLAM	1:27.885	22	MAY	44.054	13	75	MAY	2:11.610	2:11.802	0.192
14	22	MAY	1:28.330	123	FORSYTH	44.103	14	22	MAY	2:12.384	2:12.384	0.000
15	234	FLUX	1:28.624	75	MAY	44.152	15	234	FLUX	2:12.997	2:13.475	0.478
16	123	FORSYTH	1:29.012	234	FLUX	44.373	16	123	FORSYTH	2:13.115	2:13.608	0.493
17	109	BELL	1:29.211	138	JARMIN	44.580	17	109	BELL	2:14.239	2:14.239	0.000
18	62	KING	1:30.257	62	KING	44.821	18	62	KING	2:15.078	2:15.078	0.000
19	333	STUBBERFIELD	1:30.461	109	BELL	45.028	19	333	STUBBERFIELD	2:16.090	2:16.515	0.425
20	189	LAWSON	1:30.703	189	LAWSON	45.575	20	189	LAWSON	2:16.278	2:16.513	0.235
21	80	LANE	1:30.718	333	STUBBERFIELD	45.629	21	138	JARMIN	2:16.714	2:16.870	0.156
22	49	CHAYTOR	1:31.823	80	LANE	46.016	22	80	LANE	2:16.734	2:17.337	0.603
23	744	ANDERSON	1:32.034	744	ANDERSON	46.239	23	49	CHAYTOR	2:18.236	2:26.000	7.764
24	513	ROMERO	1:32.127	49	CHAYTOR	46.413	24	744	ANDERSON	2:18.273	2:19.160	0.887
25	138	JARMIN	1:32.134	513	ROMERO	46.592	25	513	ROMERO	2:18.719	2:18.719	0.000
26	185	LOGAN	1:32.563	63	PERFITT	46.652	26	63	PERFITT	2:19.600	2:19.767	0.167
27	63	PERFITT	1:32.948	114	CAVEY	46.817	27	185	LOGAN	2:20.061	2:20.299	0.238
28	114	CAVEY	1:33.725	101	TRIPP	47.086	28	114	CAVEY	2:20.542	2:22.080	1.538
29	193	BOTTO	1:34.524	185	LOGAN	47.498	29	455	DONOVAN	2:22.414	2:22.414	0.000
30	455	DONOVAN	1:34.679	919	BELLIS	47.663	30	193	BOTTO	2:22.494	2:22.494	0.000
31	29	KILLWORTH	1:34.819	455	DONOVAN	47.735	31	29	KILLWORTH	2:23.012	2:23.013	0.001
32	919	BELLIS	1:35.569	193	BOTTO	47.970	32	919	BELLIS	2:23.232	2:23.854	0.622
33	101	TRIPP	1:36.171	29	KILLWORTH	48.193	33	101	TRIPP	2:23.257	2:24.381	1.124
34	116	FAITH	1:42.217	116	FAITH	51.651	34	116	FAITH	2:33.868	2:34.146	0.278
35	966	LEE	1:45.389	966	LEE	52.772	35	966	LEE	2:38.161	2:38.583	0.422
36												

Weather / Track : Sunny / Dry

Results can be found at [www.tsl-timing.com](http://www.tsl-timing.com)

Snetterton 300

Circuit Length = 2.9689 miles

Start: 17:18 Flag 17:32 End: 17:35

Printed - 17:35 Sunday, 30 May 2021

# BMCRC - MRO Championships 2021 - Rnd 2 @ Snetterton 300

## BMCRC Thunderbike Sport & Rookie Minitwins

### RACE 19 - STATISTICS

**Competitors Started** 35  
**Planned Start** 2021-05-30 @ 17:20:00.000  
**Actual Start** 2021-05-30 @ 17:18:22.280  
**Finish Time** 2021-05-30 @ 17:32:47.842  
**Track Length** 2.9689mi.  
**Total Laps** 228  
**Total Distance Covered** 676.9118mi.

#### Session Fastest Lap History

NO	CL	NAME	LAP TIME	TIME OF DAY	LAP	VEHICLE
52		Elliot FRICKER	2:10.089	17:20:32.370	1	Honda CBR600
52		Elliot FRICKER	2:03.488	17:22:35.876	2	Honda CBR600
961		Jack SIM	2:03.331	17:22:35.927	2	Yamaha R6
52		Elliot FRICKER	2:02.512	17:24:38.388	3	Honda CBR600
52		Elliot FRICKER	2:01.471	17:26:39.859	4	Honda CBR600

#### Session Leader History

NO	CL	NAME	FROM LAP	LAPS LED	DISTANCE	VEHICLE
52		Elliot FRICKER	1	7	20.78 miles	Honda CBR600

#### Flag History

TYPE	TIME OF DAY
GREEN	17:18:22.280
FINISH	17:32:47.842

#### Flag Statistics

TYPE	COUNT	TOTAL LAPS	TOTAL TIME
Green	1	7	16:53.325
Red	0	0	0.000
Safety Car	0	0	0.000
FCY	0	0	0.000

# BMCRC - MRO Championships 2021 - Rnd 2 @ Snetterton 300

## BMCRC Thunderbike Sport & Rookie Minitwins

### RACE 19 - STATISTICS

**CLASS :**

11 Starters

#### Fastest Lap History

NO	NAME	LAP TIME	TIME OF DAY	LAP	VEHICLE
52	Elliot FRICKER	<b>2:10.089</b>	17:20:32.370	1	Honda CBR600
52	Elliot FRICKER	<b>2:03.488</b>	17:22:35.876	2	Honda CBR600
961	Jack SIM	<b>2:03.331</b>	17:22:35.927	2	Yamaha R6
52	Elliot FRICKER	<b>2:02.512</b>	17:24:38.388	3	Honda CBR600
52	Elliot FRICKER	<b>2:01.471</b>	17:26:39.859	4	Honda CBR600

#### Leader History

NO	NAME	FROM LAP	LAPS LED	DISTANCE	VEHICLE
52	Elliot FRICKER	1	7	20.78 miles	Honda CBR600

# BMCRC - MRO Championships 2021 - Rnd 2 @ Snetterton 300

## BMCRC Thunderbike Sport & Rookie Minitwins

### RACE 19 - STATISTICS

**CLASS : R**

7 Starters

#### Fastest Lap History

NO	NAME	LAP TIME	TIME OF DAY	LAP	VEHICLE
168	Aaron DALRYMPLE	2:18.294	17:20:40.591	1	Suzuki GSXR 600
168	Aaron DALRYMPLE	2:11.147	17:22:51.739	2	Suzuki GSXR 600

#### Leader History

NO	NAME	FROM LAP	LAPS LED	DISTANCE	VEHICLE
168	Aaron DALRYMPLE	1	7	20.78 miles	Suzuki GSXR 600

# BMCRC - MRO Championships 2021 - Rnd 2 @ Snetterton 300

## BMCRC Thunderbike Sport & Rookie Minitwins

### RACE 19 - STATISTICS

CLASS : RMT

17 Starters

#### Fastest Lap History

NO	NAME	LAP TIME	TIME OF DAY	LAP	VEHICLE
72	Mark GILLAM	2:18.337	17:20:40.618	1	Suzuki SV650
72	Mark GILLAM	2:12.129	17:22:52.755	2	Suzuki SV650
72	Mark GILLAM	2:12.078	17:25:04.832	3	Suzuki SV650
73	Esteban LECOQ	2:11.758	17:25:10.585	3	Suzuki SV650 SK5
73	Esteban LECOQ	2:11.725	17:27:22.310	4	Suzuki SV650 SK5
73	Esteban LECOQ	2:11.452	17:29:33.761	5	Suzuki SV650 SK5
166	Nicholas BAKER	2:10.233	17:33:55.873	7	Suzuki SV650

#### Leader History

NO	NAME	FROM LAP	LAPS LED	DISTANCE	VEHICLE
72	Mark GILLAM	1	7	20.78 miles	Suzuki SV650

BMCRC-MRO Championships 2021



# DFDS YAMAHA PAST MASTERS

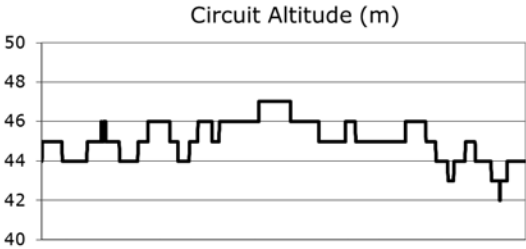
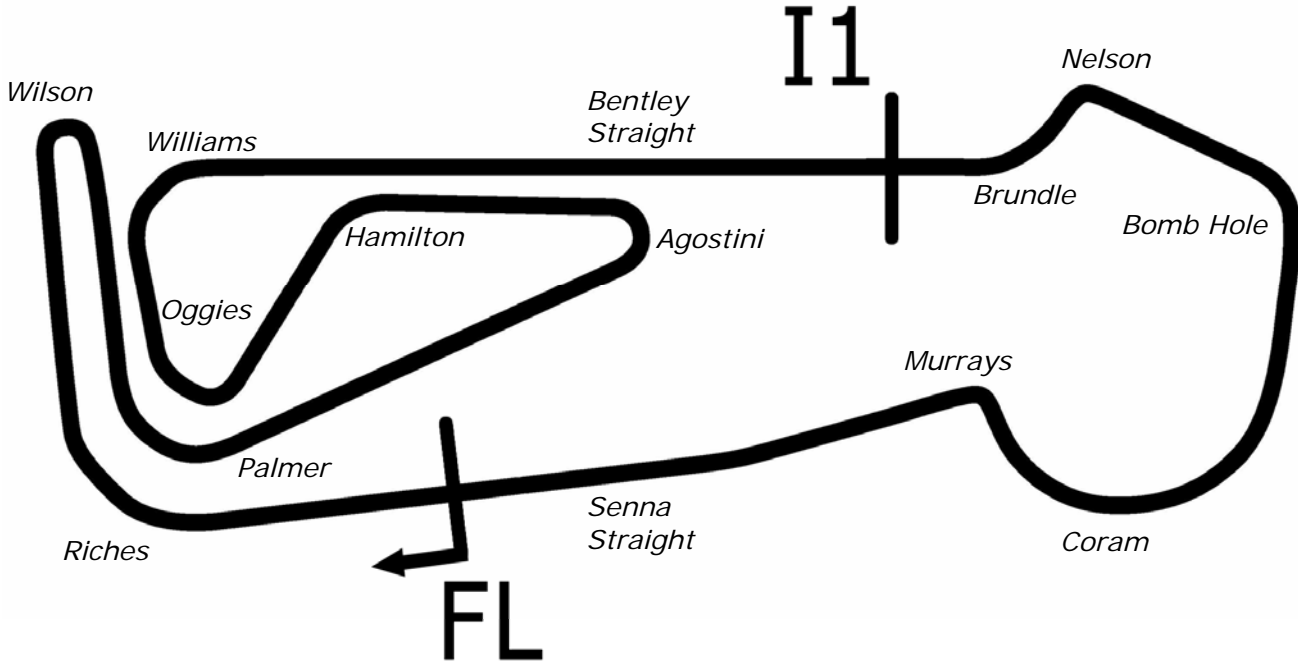
**Snetterton 300**

**29<sup>th</sup> / 30<sup>th</sup> May 2021**



Results Provided by Timing Solutions Ltd  
[www.tsl-timing.com](http://www.tsl-timing.com)

# Snetterton 300



Length	2.9689 miles	4778.0 m	
FL		52.46340 N	0.94476 E
I1	3198m	52.46617 N	0.94964 E
Pit Entry	4572m	52.46364 N	0.94774 E
Pit Exit	40m after FL	52.46338 N	0.94420 E
Pit Entry–Pit Exit 246m, 14.7s @60kph, 11.0s @80kph			

All results available at [www.tsl-timing.com](http://www.tsl-timing.com)



**BMCRC - MRO Championships 2021 - Rnd 2 @ Snetterton 300**
**DFDS Seaways Yamaha Past Masters  
QUALIFYING - CLASSIFICATION**

POS	NO	CL	PIC NAME	ENTRY	TIME	ON	LAPS	GAP	DIFF	MPH
1	24*		1 Scott CARSON	Yamaha TZR 250 - Brian Grays Powerbiking,All Englan	2:10.838	5	6			81.68
2	13		2 Doug EDMONDSON	Yamaha TZR 250 - Stan Stephens Tuning	2:12.078	5	6	1.240	1.240	80.92
3	19		3 Peter BRANTON	Yamaha TZR 250 - Exactweld Racing	2:12.985	4	6	2.147	0.907	80.37
4	15		4 Billy PERKINS	Yamaha TZR 250 - T.w fuggle & son / Ashford tarmac	2:14.663	5	5	3.825	1.678	79.36
5	99		5 Anthony JOHNSON	Yamaha TZR 250 -	2:15.651	5	5	4.813	0.988	78.79
6	22		6 Rik BALLERINI	Yamaha TZR 250 - SCLS LTD, GECKO RACING, CAM	2:15.804	4	5	4.966	0.153	78.70
7	74		7 Paul WHITBY	Yamaha TZR 250 - Greybridge Ltd	2:16.146	4	5	5.308	0.342	78.50
8	66	C	1 Neil GRANT	Yamaha TZR2502MA - Merlin Performance	2:16.622	3	5	5.784	0.476	78.23
9	57		8 Geoff MOOK	Yamaha TZR 250 -	2:16.675	5	5	5.837	0.053	78.20
10	100		9 Michael MACE	Yamaha TZR 250 - www.ypmrc.co.uk	2:18.199	4	5	7.361	1.524	77.33
11	88		10 Michael STANLEY	Yamaha TZR 250 -	2:18.288	5	5	7.450	0.089	77.28
12	8		11 David BALL	Yamaha TZR 250 - Gardiner Page and Roe pension co	2:18.373	4	5	7.535	0.085	77.24
13	4		12 Denis HALIL	Yamaha TZR 250 - D & A AUTOS	2:18.411	3	5	7.573	0.038	77.21
14	55		13 Paul TOLAND	Yamaha TZR 250 - Kippers keys	2:18.733	4	5	7.895	0.322	77.04
15	30		14 Alan COOPER	Yamaha TZR 250 - twistgrip motorcycles	2:19.442	4	5	8.604	0.709	76.64
16	29		15 Derek CRIPPS	Yamaha TZR 250 - Kelly Cripps - Team FBR	2:22.622	3	3	11.784	3.180	74.93
17	60	C	2 Daniel GOUGH	Yamaha TZR 250 - G Force Motorcycles	2:22.731	5	5	11.893	0.109	74.88
18	72	C	3 Chris THAY	Yamaha TZR 250 - Scell-it uk	2:22.987	4	5	12.149	0.256	74.74
19	27	C	4 Richard HAYWARD	Yamaha TZR 250 - Hazel Motors/ Gforce	2:23.846	5	5	13.008	0.859	74.30
20	46	C	5 Kevin MARSHALL	Yamaha TZR 250 -	2:28.872	5	5	18.034	5.026	71.79
21	87	C	6 Denise BUTTON	Yamaha TZR 250 -	2:29.082	5	5	18.244	0.210	71.69
22	73	R	1 Colvin TURNER	Yamaha TZR 250 -	2:29.916	3	5	19.078	0.834	71.29
23	26	C	7 Damian LEE	Yamaha TZR 250 - Leed Autos	2:30.804	5	5	19.966	0.888	70.87
24	69	C	8 Mark ELLERAY	Yamaha TZR 250 - Abbot Solutions Ltd	2:31.985	2	5	21.147	1.181	70.32
25	42	C	9 Martin PEARSON	Yamaha TZR 250 - Viking Inspection	2:36.353	5	5	25.515	4.368	68.35
26	33	C	10 Kieran LEWIS	Yamaha TZR 250 - Controls For Doors Ltd/ G Force Mc	2:37.318	4	5	26.480	0.965	67.93
27	53	C	11 Alan COATES	Yamaha TZR 250 - Clarendon Motorcycles Hull	2:38.153	4	4	27.315	0.835	67.58
28	32	C	12 Lorraine ANSON	Yamaha TZR 250 - Wallis & Whalin Racing	2:38.570	5	5	27.732	0.417	67.40
29	65	C	13 Nigel TERRY	Yamaha TZR 250 - NTrap Garage Doors	2:43.264	4	5	32.426	4.694	65.46
30	67	C	14 Mark BAILEY	Yamaha TZR 250 -	2:52.085	2	4	41.247	8.821	62.10
31	41	C	15 Paul BOWLING	Yamaha TDR -	2:54.196	4	4	43.358	2.111	61.35
32	25	C	16 Stephen WIMBLE	Yamaha TZR 250 -			2			

\* Bike 24 - Please fit a working transponder

Weather / Track : Cloudy / Dry

These results are provisional until the conclusion of any judicial and technical matters.

Snetterton 300

Circuit Length = 2.9689 miles

Start: 10:09 Flag 10:21 End: 10:23

Clerk Of Course :	Stewards :	Timekeeper : Craig Smith
-------------------	------------	--------------------------

Results can be found at [www.tsl-timing.com](http://www.tsl-timing.com)

Printed - 10:24 Saturday, 29 May 2021



# BMCRC - MRO Championships 2021 - Rnd 2 @ Snetterton 300

## DFDS Seaways Yamaha Past Masters

### QUALIFYING - SECTOR ANALYSIS



SECTOR 1 = FL to I1, SECTOR 2 = I1 to FL, DIFF = Difference To Personal Best Lap, P = Crossed Finish Line in Pit Lane, D = Time Disallowed

P1 24		Scott CARSON		Yamaha TZR 250 - Brian Grays Powerbiking, All England Diamoi			
IDEAL LAP TIME :		BEST LAP TIME : 2:10.838		DIFFERENCE :			
LAP	SECTOR 1	SECTOR 2	LAP TIME	MPH	DIFF	TIME OF DAY	
1 -			2:17.990	77.45	7.152	10:12:00.942	
2 -			2:13.792	79.88	2.954	10:14:14.734	
3 -			2:13.055 (3)	80.32	2.217	10:16:27.789	
4 -			2:17.564	77.69	6.726	10:18:45.353	
5 -			<b>2:10.838 (1)</b>	<b>81.68</b>		<b>10:20:56.191</b>	
6 -			2:11.963 (2)	80.99	1.125	10:23:08.154	

P2 13		Doug EDMONDSON		Yamaha TZR 250 - Stan Stephens Tuning			
IDEAL LAP TIME : 2:11.752		BEST LAP TIME : 2:12.078		DIFFERENCE : 0.326			
LAP	SECTOR 1	SECTOR 2	LAP TIME	MPH	DIFF	TIME OF DAY	
1 -	1:35.402	45.288	2:20.690	75.96	8.612	10:12:00.713	
2 -	1:29.510	44.721	2:14.231	79.62	2.153	10:14:14.944	
3 -	1:28.762	44.290	2:13.052 (3)	80.33	0.974	10:16:27.996	
4 -	1:29.988	44.668	2:14.656	79.37	2.578	10:18:42.652	
5 -	1:28.298	<b>43.780</b>	<b>2:12.078 (1)</b>	<b>80.92</b>		<b>10:20:54.730</b>	
6 -	<b>1:27.972</b>	44.857	2:12.829 (2)	80.46	0.751	10:23:07.559	

P3 19		Peter BRANTON		Yamaha TZR 250 - Exactweld Racing			
IDEAL LAP TIME : 2:12.387		BEST LAP TIME : 2:12.985		DIFFERENCE : 0.598			
LAP	SECTOR 1	SECTOR 2	LAP TIME	MPH	DIFF	TIME OF DAY	
1 -	1:34.933	45.014	2:19.947	76.37	6.962	10:11:58.890	
2 -	1:30.230	45.149	2:15.379	78.94	2.394	10:14:14.269	
3 -	1:29.083	<b>43.930</b>	2:13.013 (2)	80.35	0.028	10:16:27.282	
4 -	<b>1:28.457</b>	44.528	<b>2:12.985 (1)</b>	<b>80.37</b>		<b>10:18:40.267</b>	
5 -	1:29.534	44.357	2:13.891	79.82	0.906	10:20:54.158	
6 -	1:28.627	44.533	2:13.160 (3)	80.26	0.175	10:23:07.318	

P4 15		Billy PERKINS		Yamaha TZR 250 - T.w fuggle & son / Ashford tarmac			
IDEAL LAP TIME : 2:14.663		BEST LAP TIME : 2:14.663		DIFFERENCE : 0.000			
LAP	SECTOR 1	SECTOR 2	LAP TIME	MPH	DIFF	TIME OF DAY	
1 -	1:35.860	45.581	2:21.441	75.56	6.778	10:12:27.619	
2 -	1:33.111	45.394	2:18.505	77.16	3.842	10:14:46.124	
3 -	1:31.559	45.222	2:16.781 (3)	78.14	2.118	10:17:02.905	
4 -	1:30.401	45.283	2:15.684 (2)	78.77	1.021	10:19:18.589	
5 -	<b>1:29.599</b>	<b>45.064</b>	<b>2:14.663 (1)</b>	<b>79.36</b>		<b>10:21:33.252</b>	

P5 99		Anthony JOHNSON		Yamaha TZR 250 -			
IDEAL LAP TIME : 2:15.421		BEST LAP TIME : 2:15.651		DIFFERENCE : 0.230			
LAP	SECTOR 1	SECTOR 2	LAP TIME	MPH	DIFF	TIME OF DAY	
1 -	1:36.764	45.763	2:22.527	74.98	6.876	10:12:27.379	
2 -	1:32.502	45.988	2:18.490 (3)	77.17	2.839	10:14:45.869	
3 -	1:31.454	<b>44.813</b>	2:16.267 (2)	78.43	0.616	10:17:02.136	
4 -	1:31.063	51.436	2:22.499	75.00	6.848	10:19:24.635	
5 -	<b>1:30.608</b>	45.043	<b>2:15.651 (1)</b>	<b>78.79</b>		<b>10:21:40.286</b>	

P6 22		Rik BALLERINI		Yamaha TZR 250 - SCLS LTD, GECKO RACING, CAMBRIDGE			
IDEAL LAP TIME : 2:15.615		BEST LAP TIME : 2:15.804		DIFFERENCE : 0.189			
LAP	SECTOR 1	SECTOR 2	LAP TIME	MPH	DIFF	TIME OF DAY	
1 -	1:41.013	45.957	2:26.970	72.72	11.166	10:12:27.533	
2 -	1:31.648	46.828	2:18.476	77.18	2.672	10:14:46.009	
3 -	1:31.585	<b>45.165</b>	2:16.750 (3)	78.15	0.946	10:17:02.759	
4 -	<b>1:30.450</b>	45.354	<b>2:15.804 (1)</b>	<b>78.70</b>		<b>10:19:18.563</b>	
5 -	1:30.825	45.554	2:16.379 (2)	78.37	0.575	10:21:34.942	

Weather / Track : Cloudy / Dry

Snetterton 300  
Circuit Length = 2.9689 miles  
Start: 10:09 Flag 10:21 End: 10:23

# BMCR - MRO Championships 2021 - Rnd 2 @ Snetterton 300

## DFDS Seaways Yamaha Past Masters

### QUALIFYING - SECTOR ANALYSIS



SECTOR 1 = FL to I1, SECTOR 2 = I1 to FL, DIFF = Difference To Personal Best Lap, P = Crossed Finish Line in Pit Lane, D = Time Disallowed

P7 74		Paul WHITBY		Yamaha TZR 250 - Greybridge Ltd			
IDEAL LAP TIME : 2:16.146		BEST LAP TIME : 2:16.146		DIFFERENCE : 0.000			
LAP	SECTOR 1	SECTOR 2	LAP TIME	MPH	DIFF	TIME OF DAY	
1 -	1:41.329	48.973	2:30.302	71.11	14.156	10:12:14.054	
2 -	1:31.168	46.105	2:17.273 (2)	77.86	1.127	10:14:31.327	
3 -	1:31.928	45.965	2:17.893 (3)	77.50	1.747	10:16:49.220	
4 -	<b>1:30.489</b>	<b>45.657</b>	<b>2:16.146 (1)</b>	<b>78.50</b>		<b>10:19:05.366</b>	
5 -	1:32.220	45.838	2:18.058	77.41	1.912	10:21:23.424	

P8 66 C		Neil GRANT		Yamaha TZR2502MA - Merlin Performance			
IDEAL LAP TIME : 2:16.622		BEST LAP TIME : 2:16.622		DIFFERENCE : 0.000			
LAP	SECTOR 1	SECTOR 2	LAP TIME	MPH	DIFF	TIME OF DAY	
1 -	1:41.963	49.948	2:31.911	70.35	15.289	10:12:14.197	
2 -	1:33.077	46.258	2:19.335	76.70	2.713	10:14:33.532	
3 -	<b>1:31.360</b>	<b>45.262</b>	<b>2:16.622 (1)</b>	<b>78.23</b>		<b>10:16:50.154</b>	
4 -	1:31.508	46.356	2:17.864 (3)	77.52	1.242	10:19:08.018	
5 -	1:31.437	46.124	2:17.561 (2)	77.69	0.939	10:21:25.579	

P9 57		Geoff MOOK		Yamaha TZR 250 -			
IDEAL LAP TIME : 2:16.628		BEST LAP TIME : 2:16.675		DIFFERENCE : 0.047			
LAP	SECTOR 1	SECTOR 2	LAP TIME	MPH	DIFF	TIME OF DAY	
1 -	1:43.110	47.925	2:31.035	70.76	14.360	10:12:17.273	
2 -	1:32.907	46.602	2:19.509	76.61	2.834	10:14:36.782	
3 -	1:31.469	46.062	2:17.531 (3)	77.71	0.856	10:16:54.313	
4 -	<b>1:30.860</b>	45.879	2:16.739 (2)	78.16	0.064	10:19:11.052	
5 -	1:30.907	<b>45.768</b>	<b>2:16.675 (1)</b>	<b>78.20</b>		<b>10:21:27.727</b>	

P10 100		Michael MACE		Yamaha TZR 250 - www.ypmrc.co.uk			
IDEAL LAP TIME : 2:18.199		BEST LAP TIME : 2:18.199		DIFFERENCE : 0.000			
LAP	SECTOR 1	SECTOR 2	LAP TIME	MPH	DIFF	TIME OF DAY	
1 -	1:40.856	48.969	2:29.825	71.33	11.626	10:12:11.885	
2 -	1:33.558	46.821	2:20.379	76.13	2.180	10:14:32.264	
3 -	1:32.969	46.189	2:19.158 (3)	76.80	0.959	10:16:51.422	
4 -	<b>1:32.429</b>	<b>45.770</b>	<b>2:18.199 (1)</b>	<b>77.33</b>		<b>10:19:09.621</b>	
5 -	1:32.638	46.116	2:18.754 (2)	77.02	0.555	10:21:28.375	

P11 88		Michael STANLEY		Yamaha TZR 250 -			
IDEAL LAP TIME : 2:18.285		BEST LAP TIME : 2:18.288		DIFFERENCE : 0.003			
LAP	SECTOR 1	SECTOR 2	LAP TIME	MPH	DIFF	TIME OF DAY	
1 -	1:39.972	48.622	2:28.594	71.92	10.306	10:12:12.180	
2 -	1:33.263	46.920	2:20.183	76.24	1.895	10:14:32.363	
3 -	1:32.871	46.899	2:19.770 (3)	76.46	1.482	10:16:52.133	
4 -	<b>1:32.296</b>	46.804	2:19.100 (2)	76.83	0.812	10:19:11.233	
5 -	1:32.299	<b>45.989</b>	<b>2:18.288 (1)</b>	<b>77.28</b>		<b>10:21:29.521</b>	

P12 8		David BALL		Yamaha TZR 250 - Gardiner Page and Roe pension consultants			
IDEAL LAP TIME : 2:18.373		BEST LAP TIME : 2:18.373		DIFFERENCE : 0.000			
LAP	SECTOR 1	SECTOR 2	LAP TIME	MPH	DIFF	TIME OF DAY	
1 -	1:39.340	49.448	2:28.788	71.83	10.415	10:12:13.689	
2 -	1:32.581	46.408	2:18.989 (2)	76.89	0.616	10:14:32.678	
3 -	1:32.617	46.604	2:19.221 (3)	76.77	0.848	10:16:51.899	
4 -	<b>1:32.301</b>	<b>46.072</b>	<b>2:18.373 (1)</b>	<b>77.24</b>		<b>10:19:10.272</b>	
5 -	1:33.347	47.628	2:20.975	75.81	2.602	10:21:31.247	

Weather / Track : Cloudy / Dry

Snetterton 300  
Circuit Length = 2.9689 miles  
Start: 10:09 Flag 10:21 End: 10:23

# BMCRC - MRO Championships 2021 - Rnd 2 @ Snetterton 300

## DFDS Seaways Yamaha Past Masters

### QUALIFYING - SECTOR ANALYSIS



SECTOR 1 = FL to I1, SECTOR 2 = I1 to FL, DIFF = Difference To Personal Best Lap, P = Crossed Finish Line in Pit Lane, D = Time Disallowed

P13 4		Denis HALIL		Yamaha TZR 250 - D & A AUTOS		
IDEAL LAP TIME : 2:17.845		BEST LAP TIME : 2:18.411		DIFFERENCE : 0.566		
LAP	SECTOR 1	SECTOR 2	LAP TIME	MPH	DIFF	TIME OF DAY
1 -	1:42.309	48.782	2:31.091	70.73	12.680	10:12:14.527
2 -	1:33.078	46.770	2:19.848	76.42	1.437	10:14:34.375
3 -	<b>1:31.435</b>	46.976	<b>2:18.411 (1)</b>	<b>77.21</b>		<b>10:16:52.786</b>
4 -	1:32.151	<b>46.410</b>	2:18.561 (2)	77.13	0.150	10:19:11.347
5 -	1:32.380	46.793	2:19.173 (3)	76.79	0.762	10:21:30.520

P14 55		Paul TOLAND		Yamaha TZR 250 - Kippers keys		
IDEAL LAP TIME : 2:18.433		BEST LAP TIME : 2:18.733		DIFFERENCE : 0.300		
LAP	SECTOR 1	SECTOR 2	LAP TIME	MPH	DIFF	TIME OF DAY
1 -	1:40.522	46.101	2:26.623	72.89	7.890	10:12:07.335
2 -	1:32.634	46.469	2:19.103 (2)	76.83	0.370	10:14:26.438
3 -	1:33.376	<b>45.959</b>	2:19.335 (3)	76.70	0.602	10:16:45.773
4 -	<b>1:32.474</b>	46.259	<b>2:18.733 (1)</b>	<b>77.04</b>		<b>10:19:04.506</b>
5 -	1:33.154	46.322	2:19.476	76.63	0.743	10:21:23.982

P15 30		Alan COOPER		Yamaha TZR 250 - twistgrip motorcycles		
IDEAL LAP TIME : 2:18.197		BEST LAP TIME : 2:19.442		DIFFERENCE : 1.245		
LAP	SECTOR 1	SECTOR 2	LAP TIME	MPH	DIFF	TIME OF DAY
1 -	1:43.972	47.932	2:31.904	70.36	12.462	10:12:31.665
2 -	1:34.609	<b>46.353</b>	2:20.962	75.82	1.520	10:14:52.627
3 -	1:33.481	46.494	2:19.975 (3)	76.35	0.533	10:17:12.602
4 -	<b>1:31.844</b>	47.598	<b>2:19.442 (1)</b>	<b>76.64</b>		<b>10:19:32.044</b>
5 -	1:33.369	46.357	2:19.726 (2)	76.49	0.284	10:21:51.770

P16 29		Derek CRIPPS		Yamaha TZR 250 - Kelly Cripps - Team FBR		
IDEAL LAP TIME : 2:22.622		BEST LAP TIME : 2:22.622		DIFFERENCE : 0.000		
LAP	SECTOR 1	SECTOR 2	LAP TIME	MPH	DIFF	TIME OF DAY
1 -	1:52.826	49.466	2:42.292 (3)	65.85	19.670	10:12:31.559
2 -	1:36.839	47.812	2:24.651 (2)	73.88	2.029	10:14:56.210
3 -	<b>1:35.100</b>	<b>47.522</b>	<b>2:22.622 (1)</b>	<b>74.93</b>		<b>10:17:18.832</b>

P17 60 C		Daniel GOUGH		Yamaha TZR 250 - G Force Motorcycles		
IDEAL LAP TIME : 2:22.731		BEST LAP TIME : 2:22.731		DIFFERENCE : 0.000		
LAP	SECTOR 1	SECTOR 2	LAP TIME	MPH	DIFF	TIME OF DAY
1 -	1:43.451	48.697	2:32.148	70.24	9.417	10:12:19.081
2 -	1:35.828	47.684	2:23.512 (2)	74.47	0.781	10:14:42.593
3 -	1:36.865	47.597	2:24.462 (3)	73.98	1.731	10:17:07.055
4 -	1:35.896	49.268	2:25.164	73.62	2.433	10:19:32.219
5 -	<b>1:35.238</b>	<b>47.493</b>	<b>2:22.731 (1)</b>	<b>74.88</b>		<b>10:21:54.950</b>

P18 72 C		Chris THAY		Yamaha TZR 250 - Scell-it uk		
IDEAL LAP TIME : 2:22.900		BEST LAP TIME : 2:22.987		DIFFERENCE : 0.087		
LAP	SECTOR 1	SECTOR 2	LAP TIME	MPH	DIFF	TIME OF DAY
1 -	1:48.371	51.755	2:40.126	66.74	17.139	10:12:38.082
2 -	1:39.918	48.809	2:28.727	71.86	5.740	10:15:06.809
3 -	1:35.475	47.883	2:23.358 (2)	74.55	0.371	10:17:30.167
4 -	<b>1:35.368</b>	47.619	<b>2:22.987 (1)</b>	<b>74.74</b>		<b>10:19:53.154</b>
5 -	1:36.624	<b>47.532</b>	2:24.156 (3)	74.14	1.169	10:22:17.310

Weather / Track : Cloudy / Dry

Snetterton 300  
Circuit Length = 2.9689 miles  
Start: 10:09 Flag 10:21 End: 10:23

# BMCR - MRO Championships 2021 - Rnd 2 @ Snetterton 300

## DFDS Seaways Yamaha Past Masters

### QUALIFYING - SECTOR ANALYSIS



SECTOR 1 = FL to I1, SECTOR 2 = I1 to FL, DIFF = Difference To Personal Best Lap, P = Crossed Finish Line in Pit Lane, D = Time Disallowed

P19 27 C		Richard HAYWARD		Yamaha TZR 250 - Hazel Motors/ Gforce		
IDEAL LAP TIME : 2:23.846		BEST LAP TIME : 2:23.846		DIFFERENCE : 0.000		
LAP	SECTOR 1	SECTOR 2	LAP TIME	MPH	DIFF	TIME OF DAY
1 -	1:50.798	51.514	2:42.312	65.84	18.466	10:12:38.502
2 -	1:42.130	48.539	2:30.669	70.93	6.823	10:15:09.171
3 -	1:38.228	48.437	2:26.665 (2)	72.87	2.819	10:17:35.836
4 -	1:38.099	48.716	2:26.815 (3)	72.79	2.969	10:20:02.651
5 -	<b>1:36.167</b>	<b>47.679</b>	<b>2:23.846 (1)</b>	<b>74.30</b>		<b>10:22:26.497</b>

P20 46 C		Kevin MARSHALL		Yamaha TZR 250 -		
IDEAL LAP TIME : 2:28.872		BEST LAP TIME : 2:28.872		DIFFERENCE : 0.000		
LAP	SECTOR 1	SECTOR 2	LAP TIME	MPH	DIFF	TIME OF DAY
1 -	1:44.961	51.831	2:36.792	68.16	7.920	10:12:13.861
2 -	1:41.208	51.619	2:32.827	69.93	3.955	10:14:46.688
3 -	1:39.422	50.553	2:29.975 (3)	71.26	1.103	10:17:16.663
4 -	1:39.711	50.160	2:29.871 (2)	71.31	0.999	10:19:46.534
5 -	<b>1:39.346</b>	<b>49.526</b>	<b>2:28.872 (1)</b>	<b>71.79</b>		<b>10:22:15.406</b>

P21 87 C		Denise BUTTON		Yamaha TZR 250 -		
IDEAL LAP TIME : 2:28.598		BEST LAP TIME : 2:29.082		DIFFERENCE : 0.484		
LAP	SECTOR 1	SECTOR 2	LAP TIME	MPH	DIFF	TIME OF DAY
1 -	1:47.890	52.956	2:40.846	66.44	11.764	10:12:23.959
2 -	1:42.968	50.024	2:32.992	69.86	3.910	10:14:56.951
3 -	<b>1:38.775</b>	50.788	2:29.563 (3)	71.46	0.481	10:17:26.514
4 -	1:39.447	<b>49.823</b>	2:29.270 (2)	71.60	0.188	10:19:55.784
5 -	1:38.947	50.135	<b>2:29.082 (1)</b>	<b>71.69</b>		<b>10:22:24.866</b>

P22 73 R		Colvin TURNER		Yamaha TZR 250 -		
IDEAL LAP TIME : 2:29.561		BEST LAP TIME : 2:29.916		DIFFERENCE : 0.355		
LAP	SECTOR 1	SECTOR 2	LAP TIME	MPH	DIFF	TIME OF DAY
1 -	1:43.203	52.095	2:35.298	68.82	5.382	10:12:15.928
2 -	1:41.302	50.745	2:32.047 (3)	70.29	2.131	10:14:47.975
3 -	<b>1:39.478</b>	50.438	<b>2:29.916 (1)</b>	<b>71.29</b>		<b>10:17:17.891</b>
4 -	1:41.853	50.303	2:32.156	70.24	2.240	10:19:50.047
5 -	1:40.784	<b>50.083</b>	2:30.867 (2)	70.84	0.951	10:22:20.914

P23 26 C		Damian LEE		Yamaha TZR 250 - Leed Autos		
IDEAL LAP TIME : 2:29.133		BEST LAP TIME : 2:30.804		DIFFERENCE : 1.671		
LAP	SECTOR 1	SECTOR 2	LAP TIME	MPH	DIFF	TIME OF DAY
1 -	1:49.469	52.881	2:42.350	65.83	11.546	10:12:37.135
2 -	1:43.633	<b>49.056</b>	2:32.689 (2)	69.99	1.885	10:15:09.824
3 -	<b>1:40.077</b>	53.356	2:33.433 (3)	69.65	2.629	10:17:43.257
4 -	1:42.193	51.662	2:33.855	69.46	3.051	10:20:17.112
5 -	1:40.645	50.159	<b>2:30.804 (1)</b>	<b>70.87</b>		<b>10:22:47.916</b>

P24 69 C		Mark ELLERAY		Yamaha TZR 250 - Abbot Solutions Ltd		
IDEAL LAP TIME : 2:31.985		BEST LAP TIME : 2:31.985		DIFFERENCE : 0.000		
LAP	SECTOR 1	SECTOR 2	LAP TIME	MPH	DIFF	TIME OF DAY
1 -	1:47.185	50.716	2:37.901 (3)	67.68	5.916	10:12:19.546
2 -	<b>1:41.530</b>	<b>50.455</b>	<b>2:31.985 (1)</b>	<b>70.32</b>		<b>10:14:51.531</b>
3 -	1:43.025	55.126	2:38.151	67.58	6.166	10:17:29.682
4 -	1:45.986	54.267	2:40.253	66.69	8.268	10:20:09.935
5 -	1:46.101	51.042	2:37.143 (2)	68.01	5.158	10:22:47.078

Weather / Track : Cloudy / Dry

Snetterton 300  
Circuit Length = 2.9689 miles  
Start: 10:09 Flag 10:21 End: 10:23

# BMCR - MRO Championships 2021 - Rnd 2 @ Snetterton 300

## DFDS Seaways Yamaha Past Masters

### QUALIFYING - SECTOR ANALYSIS



SECTOR 1 = FL to I1, SECTOR 2 = I1 to FL, DIFF = Difference To Personal Best Lap, P = Crossed Finish Line in Pit Lane, D = Time Disallowed

P25 42 C		Martin PEARSON		Yamaha TZR 250 - Viking Inspection			
IDEAL LAP TIME : 2:36.353		BEST LAP TIME : 2:36.353		DIFFERENCE : 0.000			
LAP	SECTOR 1	SECTOR 2	LAP TIME	MPH	DIFF	TIME OF DAY	
1 -	1:50.021	53.359	2:43.380	65.41	7.027	10:12:23.449	
2 -	1:46.691	53.636	2:40.327	66.66	3.974	10:15:03.776	
3 -	1:45.604	53.321	2:38.925 (2)	67.25	2.572	10:17:42.701	
4 -	1:45.253	53.818	2:39.071 (3)	67.19	2.718	10:20:21.772	
5 -	<b>1:43.896</b>	<b>52.457</b>	<b>2:36.353 (1)</b>	<b>68.35</b>		<b>10:22:58.125</b>	

P26 33 C		Kieran LEWIS		Yamaha TZR 250 - Controls For Doors Ltd/ G Force Motorcycles			
IDEAL LAP TIME : 2:37.318		BEST LAP TIME : 2:37.318		DIFFERENCE : 0.000			
LAP	SECTOR 1	SECTOR 2	LAP TIME	MPH	DIFF	TIME OF DAY	
1 -	1:52.599	53.346	2:45.945	64.40	8.627	10:12:35.882	
2 -	1:45.060	52.790	2:37.850 (2)	67.71	0.532	10:15:13.732	
3 -	1:44.962	53.743	2:38.705	67.34	1.387	10:17:52.437	
4 -	<b>1:44.846</b>	<b>52.472</b>	<b>2:37.318 (1)</b>	<b>67.93</b>		<b>10:20:29.755</b>	
5 -	1:45.301	52.680	2:37.981 (3)	67.65	0.663	10:23:07.736	

P27 53 C		Alan COATES		Yamaha TZR 250 - Clarendon Motorcycles Hull			
IDEAL LAP TIME : 2:37.812		BEST LAP TIME : 2:38.153		DIFFERENCE : 0.341			
LAP	SECTOR 1	SECTOR 2	LAP TIME	MPH	DIFF	TIME OF DAY	
1 -	OUTLAP	56.589	2:53.856	61.47	15.703	10:14:16.591	
2 -	1:48.575	53.149	2:41.724 (3)	66.08	3.571	10:16:58.315	
3 -	<b>1:44.961</b>	53.295	2:38.256 (2)	67.53	0.103	10:19:36.571	
4 -	1:45.302	<b>52.851</b>	<b>2:38.153 (1)</b>	<b>67.58</b>		<b>10:22:14.724</b>	

P28 32 C		Lorraine ANSON		Yamaha TZR 250 - Wallis & Whalin Racing			
IDEAL LAP TIME : 2:38.452		BEST LAP TIME : 2:38.570		DIFFERENCE : 0.118			
LAP	SECTOR 1	SECTOR 2	LAP TIME	MPH	DIFF	TIME OF DAY	
1 -	1:50.041	54.351	2:44.392	65.01	5.822	10:12:38.236	
2 -	1:47.128	54.301	2:41.429 (3)	66.20	2.859	10:15:19.665	
3 -	1:46.718	54.939	2:41.657	66.11	3.087	10:18:01.322	
4 -	1:46.105	<b>53.847</b>	2:39.952 (2)	66.82	1.382	10:20:41.274	
5 -	<b>1:44.605</b>	53.965	<b>2:38.570 (1)</b>	<b>67.40</b>		<b>10:23:19.844</b>	

P29 65 C		Nigel TERRY		Yamaha TZR 250 - NTrap Garage Doors			
IDEAL LAP TIME : 2:43.264		BEST LAP TIME : 2:43.264		DIFFERENCE : 0.000			
LAP	SECTOR 1	SECTOR 2	LAP TIME	MPH	DIFF	TIME OF DAY	
1 -	1:58.964	54.133	2:53.097	61.74	9.833	10:12:41.670	
2 -	1:50.586	55.056	2:45.642 (3)	64.52	2.378	10:15:27.312	
3 -	1:54.590	58.145	2:52.735	61.87	9.471	10:18:20.047	
4 -	<b>1:49.335</b>	<b>53.929</b>	<b>2:43.264 (1)</b>	<b>65.46</b>		<b>10:21:03.311</b>	
5 -	1:50.376	54.876	2:45.252 (2)	64.67	1.988	10:23:48.563	

P30 67 C		Mark BAILEY		Yamaha TZR 250 -			
IDEAL LAP TIME : 2:51.031		BEST LAP TIME : 2:52.085		DIFFERENCE : 1.054			
LAP	SECTOR 1	SECTOR 2	LAP TIME	MPH	DIFF	TIME OF DAY	
1 -	2:02.438	58.580	3:01.018	59.04	8.933	10:12:58.199	
2 -	1:53.867	58.218	<b>2:52.085 (1)</b>	<b>62.10</b>		<b>10:15:50.284</b>	
3 -	<b>1:53.669</b>	59.581	2:53.250 (3)	61.69	1.165	10:18:43.534	
4 -	1:55.374	<b>57.362</b>	2:52.736 (2)	61.87	0.651	10:21:36.270	

Weather / Track : Cloudy / Dry

Snetterton 300  
Circuit Length = 2.9689 miles  
Start: 10:09 Flag 10:21 End: 10:23

# BMCRC - MRO Championships 2021 - Rnd 2 @ Snetterton 300

## DFDS Seaways Yamaha Past Masters

### QUALIFYING - SECTOR ANALYSIS



SECTOR 1 = FL to I1, SECTOR 2 = I1 to FL, DIFF = Difference To Personal Best Lap, P = Crossed Finish Line in Pit Lane, D = Time Disallowed

P31 41 C		Paul BOWLING		Yamaha TDR -			
IDEAL LAP TIME : 2:53.743		BEST LAP TIME : 2:54.196		DIFFERENCE : 0.453			
LAP	SECTOR 1	SECTOR 2	LAP TIME	MPH	DIFF	TIME OF DAY	
1 -	2:04.669	59.018	3:03.687	58.18	9.491	10:12:57.474	
2 -	1:58.460	57.637	2:56.097 (3)	60.69	1.901	10:15:53.571	
3 -	1:56.936	<b>57.401</b>	2:54.337 (2)	61.30	0.141	10:18:47.908	
4 -	<b>1:56.342</b>	57.854	<b>2:54.196 (1)</b>	<b>61.35</b>		<b>10:21:42.104</b>	

P32 25 C		Stephen WIMBLE		Yamaha TZR 250 -			
IDEAL LAP TIME :		BEST LAP TIME :		DIFFERENCE :			
LAP	SECTOR 1	SECTOR 2	LAP TIME	MPH	DIFF	TIME OF DAY	
1 -	<b>OUTLAP</b>	IN PIT	9:25.734 P	18.89		10:20:20.374	
2 -	<b>OUTLAP</b>	<b>1:00.345</b>	2:59.784	59.44		10:23:20.158	

# BMCRC - MRO Championships 2021 - Rnd 2 @ Snetterton 300

## DFDS Seaways Yamaha Past Masters

### QUALIFYING - BEST SECTORS

SECTOR 1			SECTOR 2			IDEAL / BEST COMPARISON						
POS	NO	NAME	TIME	NO	NAME	TIME	POS	NO	NAME	IDEAL	BEST	DIFF
									<b>PERFECT LAP</b>	<b>2:11.752</b>		
1	13	EDMONDSON	1:27.972	13	EDMONDSON	43.780	1	13	EDMONDSON	2:11.752	2:12.078	0.326
2	19	BRANTON	1:28.457	19	BRANTON	43.930	2	19	BRANTON	2:12.387	2:12.985	0.598
3	15	PERKINS	1:29.599	99	JOHNSON	44.813	3	15	PERKINS	2:14.663	2:14.663	0.000
4	22	BALLERINI	1:30.450	15	PERKINS	45.064	4	99	JOHNSON	2:15.421	2:15.651	0.230
5	74	WHITBY	1:30.489	22	BALLERINI	45.165	5	22	BALLERINI	2:15.615	2:15.804	0.189
6	99	JOHNSON	1:30.608	66	GRANT	45.262	6	74	WHITBY	2:16.146	2:16.146	0.000
7	57	MOOK	1:30.860	74	WHITBY	45.657	7	66	GRANT	2:16.622	2:16.622	0.000
8	66	GRANT	1:31.360	57	MOOK	45.768	8	57	MOOK	2:16.628	2:16.675	0.047
9	4	HALIL	1:31.435	100	MACE	45.770	9	4	HALIL	2:17.845	2:18.411	0.566
10	30	COOPER	1:31.844	55	TOLAND	45.959	10	30	COOPER	2:18.197	2:19.442	1.245
11	88	STANLEY	1:32.296	88	STANLEY	45.989	11	100	MACE	2:18.199	2:18.199	0.000
12	8	BALL	1:32.301	8	BALL	46.072	12	88	STANLEY	2:18.285	2:18.288	0.003
13	100	MACE	1:32.429	30	COOPER	46.353	13	8	BALL	2:18.373	2:18.373	0.000
14	55	TOLAND	1:32.474	4	HALIL	46.410	14	55	TOLAND	2:18.433	2:18.733	0.300
15	29	CRIPPS	1:35.100	60	GOUGH	47.493	15	29	CRIPPS	2:22.622	2:22.622	0.000
16	60	GOUGH	1:35.238	29	CRIPPS	47.522	16	60	GOUGH	2:22.731	2:22.731	0.000
17	72	THAY	1:35.368	72	THAY	47.532	17	72	THAY	2:22.900	2:22.987	0.087
18	27	HAYWARD	1:36.167	27	HAYWARD	47.679	18	27	HAYWARD	2:23.846	2:23.846	0.000
19	87	BUTTON	1:38.775	26	LEE	49.056	19	87	BUTTON	2:28.598	2:29.082	0.484
20	46	MARSHALL	1:39.346	46	MARSHALL	49.526	20	46	MARSHALL	2:28.872	2:28.872	0.000
21	73	TURNER	1:39.478	87	BUTTON	49.823	21	26	LEE	2:29.133	2:30.804	1.671
22	26	LEE	1:40.077	73	TURNER	50.083	22	73	TURNER	2:29.561	2:29.916	0.355
23	69	ELLERAY	1:41.530	69	ELLERAY	50.455	23	69	ELLERAY	2:31.985	2:31.985	0.000
24	42	PEARSON	1:43.896	42	PEARSON	52.457	24	42	PEARSON	2:36.353	2:36.353	0.000
25	32	ANSON	1:44.605	33	LEWIS	52.472	25	33	LEWIS	2:37.318	2:37.318	0.000
26	33	LEWIS	1:44.846	53	COATES	52.851	26	53	COATES	2:37.812	2:38.153	0.341
27	53	COATES	1:44.961	32	ANSON	53.847	27	32	ANSON	2:38.452	2:38.570	0.118
28	65	TERRY	1:49.335	65	TERRY	53.929	28	65	TERRY	2:43.264	2:43.264	0.000
29	67	BAILEY	1:53.669	67	BAILEY	57.362	29	67	BAILEY	2:51.031	2:52.085	1.054
30	41	BOWLING	1:56.342	41	BOWLING	57.401	30	41	BOWLING	2:53.743	2:54.196	0.453
31				25	WIMBLE	1:00.345	31	25	WIMBLE			
32							32	24	CARSON		2:10.838	

Weather / Track : Cloudy / Dry

Results can be found at [www.tsl-timing.com](http://www.tsl-timing.com)

Snetterton 300  
Circuit Length = 2.9689 miles  
Start: 10:09 Flag 10:21 End: 10:23

Printed - 10:24 Saturday, 29 May 2021



# BMCRC - MRO Championships 2021 - Rnd 2 @ Snetterton 300

## DFDS Seaways Yamaha Past Masters

### QUALIFYING - STATISTICS

**Competitors Started** 32  
**Planned Start** 2021-05-29 @ 10:10:00.000  
**Actual Start** 2021-05-29 @ 10:09:24.947  
**Finish Time** 2021-05-29 @ 10:21:10.181  
**Track Length** 2.9689mi.  
**Total Laps** 155  
**Total Distance Covered** 460.1812mi.

### Session Fastest Lap History

NO	CL	NAME	LAP TIME	TIME OF DAY	LAP	VEHICLE
19		Peter BRANTON	<b>2:19.947</b>	10:11:58.891	1	Yamaha TZR 250
24		Scott CARSON	<b>2:17.990</b>	10:12:00.942	1	Yamaha TZR 250
19		Peter BRANTON	<b>2:15.379</b>	10:14:14.269	2	Yamaha TZR 250
24		Scott CARSON	<b>2:13.792</b>	10:14:14.734	2	Yamaha TZR 250
19		Peter BRANTON	<b>2:13.013</b>	10:16:27.283	3	Yamaha TZR 250
19		Peter BRANTON	<b>2:12.985</b>	10:18:40.266	4	Yamaha TZR 250
13		Doug EDMONDSON	<b>2:12.078</b>	10:20:54.737	5	Yamaha TZR 250
24		Scott CARSON	<b>2:10.838</b>	10:20:56.191	5	Yamaha TZR 250

### Flag History

TYPE	TIME OF DAY
GREEN	10:09:24.947
FINISH	10:21:10.181

### Flag Statistics

TYPE	COUNT	TOTAL LAPS	TOTAL TIME
Green	1	6	14:27.296
Red	0	0	0.000
Safety Car	0	0	0.000
FCY	0	0	0.000

# BMCRC - MRO Championships 2021 - Rnd 2 @ Snetterton 300

## DFDS Seaways Yamaha Past Masters

### QUALIFYING - STATISTICS

CLASS :

15 Starters

#### Fastest Lap History

NO	NAME	LAP TIME	TIME OF DAY	LAP	VEHICLE
19	Peter BRANTON	<b>2:19.947</b>	10:11:58.891	1	Yamaha TZR 250
24	Scott CARSON	<b>2:17.990</b>	10:12:00.942	1	Yamaha TZR 250
19	Peter BRANTON	<b>2:15.379</b>	10:14:14.269	2	Yamaha TZR 250
24	Scott CARSON	<b>2:13.792</b>	10:14:14.734	2	Yamaha TZR 250
19	Peter BRANTON	<b>2:13.013</b>	10:16:27.283	3	Yamaha TZR 250
19	Peter BRANTON	<b>2:12.985</b>	10:18:40.266	4	Yamaha TZR 250
13	Doug EDMONDSON	<b>2:12.078</b>	10:20:54.737	5	Yamaha TZR 250
24	Scott CARSON	<b>2:10.838</b>	10:20:56.191	5	Yamaha TZR 250

Weather / Track : Cloudy / Dry

Results can be found at [www.tsl-timing.com](http://www.tsl-timing.com)

Page 2 of 4

Snetterton 300  
Circuit Length = 2.9689 miles  
Start: 10:09 Flag 10:21 End: 10:23

Printed - 10:24 Saturday, 29 May 2021

# BMCRC - MRO Championships 2021 - Rnd 2 @ Snetterton 300

## DFDS Seaways Yamaha Past Masters

### QUALIFYING - STATISTICS

CLASS : C

16 Starters

#### Fastest Lap History

NO	NAME	LAP TIME	TIME OF DAY	LAP	VEHICLE
46	Kevin MARSHALL	<b>2:36.792</b>	10:12:13.885	1	Yamaha TZR 250
66	Neil GRANT	<b>2:31.911</b>	10:12:14.197	1	Yamaha TZR2502MA
66	Neil GRANT	<b>2:19.335</b>	10:14:33.552	2	Yamaha TZR2502MA
66	Neil GRANT	<b>2:16.622</b>	10:16:50.175	3	Yamaha TZR2502MA

# BMCRC - MRO Championships 2021 - Rnd 2 @ Snetterton 300

## DFDS Seaways Yamaha Past Masters

### QUALIFYING - STATISTICS

CLASS : R

1 Starters

#### Fastest Lap History

NO	NAME	LAP TIME	TIME OF DAY	LAP	VEHICLE
73	Colvin TURNER	<b>2:35.298</b>	10:12:15.955	1	Yamaha TZR 250
73	Colvin TURNER	<b>2:32.047</b>	10:14:48.001	2	Yamaha TZR 250
73	Colvin TURNER	<b>2:29.916</b>	10:17:17.918	3	Yamaha TZR 250

Weather / Track : Cloudy / Dry

Results can be found at [www.tsl-timing.com](http://www.tsl-timing.com)

Page 4 of 4

Snetterton 300  
Circuit Length = 2.9689 miles  
Start: 10:09 Flag 10:21 End: 10:23

Printed - 10:24 Saturday, 29 May 2021

**BMCRC - MRO Championships 2021 - Rnd 2 @ Snetterton 300**
**DFDS Seaways Yamaha Past Masters**
**RACE 4 - GRID (5 Laps)**

ROW 11	33		32	<b>25</b> Stephen WIMBLE	31	<b>41</b> Paul BOWLING	2:54.196
ROW 10	30	<b>67</b> Mark BAILEY	29	<b>65</b> Nigel TERRY	28	<b>32</b> Lorraine ANSON	2:52.085 2:43.264 2:38.570
ROW 9	27	<b>53</b> Alan COATES	26	<b>33</b> Kieran LEWIS	25	<b>42</b> Martin PEARSON	2:38.153 2:37.318 2:36.353
ROW 8	24	<b>69</b> Mark ELLERAY	23	<b>26</b> Damian LEE	22	<b>73</b> Colvin TURNER	2:31.985 2:30.804 2:29.916
ROW 7	21	<b>87</b> Denise BUTTON	20	<b>46</b> Kevin MARSHALL	19	<b>27</b> Richard HAYWARD	2:29.082 2:28.872 2:23.846
ROW 6	18	<b>72</b> Chris THAY	17	<b>60</b> Daniel GOUGH	16	<b>29</b> Derek CRIPPS	2:22.987 2:22.731 2:22.622
ROW 5	15	<b>30</b> Alan COOPER	14	<b>55</b> Paul TOLAND	13	<b>4</b> Denis HALIL	2:19.442 2:18.733 2:18.411
ROW 4	12	<b>8</b> David BALL	11	<b>88</b> Michael STANLEY	10	<b>100</b> Michael MACE	2:18.373 2:18.288 2:18.199
ROW 3	9	<b>57</b> Geoff MOOK	8	<b>66</b> Neil GRANT	7	<b>74</b> Paul WHITBY	2:16.675 2:16.622 2:16.146
ROW 2	6	<b>22</b> Rik BALLERINI	5	<b>99</b> Anthony JOHNSON	4	<b>15</b> Billy PERKINS	2:15.804 2:15.651 2:14.663
ROW 1	3	<b>19</b> Peter BRANTON	2	<b>13</b> Doug EDMONDSON	1	<b>24</b> Scott CARSON	2:12.985 2:12.078 2:10.838
							<b>Pole</b>

These results are provisional until the conclusion of any judicial and technical matters.

Snetterton 300  
Circuit Length = 2.9689 miles

Clerk Of Course :	Stewards :	Timekeeper : Craig Smith
-------------------	------------	--------------------------

Results can be found at [www.tsl-timing.com](http://www.tsl-timing.com)

Printed - 10:24 Saturday, 29 May 2021



# BMCRC - MRO Championships 2021 - Rnd 2 @ Snetterton 300

## DFDS Seaways Yamaha Past Masters

### RACE 4 - CLASSIFICATION

POS	NO	CL	PIC NAME	ENTRY	LAPS	TIME	GAP	DIFF	MPH	BEST	ON
1	24		1 Scott CARSON	Yamaha TZR 250 - Brian Grays Powerbiking,All Engj	5	10:53.814			81.73	2:09.416	2
2	19		2 Peter BRANTON	Yamaha TZR 250 - Exactweld Racing	5	10:56.106	2.292	2.292	81.45	2:09.792	3
3	13		3 Doug EDMONDSON	Yamaha TZR 250 - Stan Stephens Tuning	5	11:05.061	11.247	8.955	80.35	2:10.803	3
4	15		4 Billy PERKINS	Yamaha TZR 250 - T.w fuggle & son / Ashford tarma	5	11:25.982	32.168	20.921	77.90	2:15.676	3
5	22		5 Rik BALLERINI	Yamaha TZR 250 - SCLS LTD, GECKO RACING, C	5	11:26.236	32.422	0.254	77.87	2:15.953	3
6	74		6 Paul WHITBY	Yamaha TZR 250 - Greybridge Ltd	5	11:27.047	33.233	0.811	77.78	2:15.516	2
7	30		7 Alan COOPER	Yamaha TZR 250 - twistgrip motorcycles	5	11:27.178	33.364	0.131	77.76	2:15.003	3
8	57		8 Geoff MOOK	Yamaha TZR 250 -	5	11:27.720	33.906	0.542	77.70	2:15.970	3
9	55		9 Paul TOLAND	Yamaha TZR 250 - Kippers keys	5	11:28.156	34.342	0.436	77.65	2:15.768	2
10	99		10 Anthony JOHNSON	Yamaha TZR 250 -	5	11:32.296	38.482	4.140	77.19	2:16.816	3
11	4		11 Denis HALIL	Yamaha TZR 250 - D & A AUTOS	5	11:32.591	38.777	0.295	77.16	2:16.700	5
12	88		12 Michael STANLEY	Yamaha TZR 250 -	5	11:33.856	40.042	1.265	77.01	2:16.848	5
13	29		13 Derek CRIPPS	Yamaha TZR 250 - Kelly Cripps - Team FBR	5	11:34.214	40.400	0.358	76.97	2:16.495	5
14	100		14 Michael MACE	Yamaha TZR 250 - www.ypmrc.co.uk	5	11:45.115	51.301	10.901	75.78	2:18.873	2
15	8	C	1 David BALL	Yamaha TZR 250 - Gardiner Page and Roe pension	5	11:53.499	59.685	8.384	74.89	2:20.503	2
16	72	C	2 Chris THAY	Yamaha TZR 250 - Scell-it uk	5	11:53.903	1:00.089	0.404	74.85	2:20.369	4
17	60	C	3 Daniel GOUGH	Yamaha TZR 250 - G Force Motorcycles	5	11:54.718	1:00.904	0.815	74.77	2:20.510	4
18	46	C	4 Kevin MARSHALL	Yamaha TZR 250 -	5	12:20.325	1:26.511	25.607	72.18	2:24.966	5
19	87	C	5 Denise BUTTON	Yamaha TZR 250 -	5	12:20.604	1:26.790	0.279	72.15	2:25.418	4
20	26	C	6 Damian LEE	Yamaha TZR 250 - Leed Autos	5	12:21.104	1:27.290	0.500	72.10	2:24.171	5
21	53	C	7 Alan COATES	Yamaha TZR 250 - Clarendon Motorcycles Hull	5	12:23.791	1:29.977	2.687	71.84	2:25.030	5
22	73	R	1 Colvin TURNER	Yamaha TZR 250 -	5	12:31.531	1:37.717	7.740	71.10	2:27.241	4
23	42	C	8 Martin PEARSON	Yamaha TZR 250 - Viking Inspection	5	12:47.779	1:53.965	16.248	69.60	2:30.723	2
24	65	C	9 Nigel TERRY	Yamaha TZR 250 - NTrap Garage Doors	5	12:48.571	1:54.757	0.792	69.53	2:29.568	5
25	33	C	10 Kieran LEWIS	Yamaha TZR 250 - Controls For Doors Ltd/ G Force	5	12:56.248	2:02.434	7.677	68.84	2:32.309	4
26	69	C	11 Mark ELLERAY	Yamaha TZR 250 - Abbot Solutions Ltd	5	13:01.542	2:07.728	5.294	68.37	2:33.864	5
27	32	C	12 Lorraine ANSON	Yamaha TZR 250 - Wallis & Whalin Racing	5	13:08.575	2:14.761	7.033	67.76	2:34.549	2
28	67	C	13 Mark BAILEY	Yamaha TZR 250 -	4	10:57.669	1 Lap	1 Lap	65.00	2:40.991	2
29	41	C	14 Paul BOWLING	Yamaha TDR -	4	11:22.370	1 Lap	24.701	62.65	2:47.770	3
30	25	C	15 Stephen WIMBLE	Yamaha TZR 250 -	4	12:20.176	1 Lap	57.806	57.75	3:03.149	4

#### NOT CLASSIFIED

DNF	66	C	Neil GRANT	Yamaha TZR2502MA - Merlin Performance	4	9:11.572	1 Lap		77.50	2:15.162	2
DNF	27	C	Richard HAYWARD	Yamaha TZR 250 - Hazel Motors/ Gforce	3	7:14.916	2 Laps	1 Lap	73.72	2:22.249	2

#### FASTEST LAP

	24		Scott CARSON	Yamaha TZR 250 - Brian Grays Powerbiking,All Engj	2	2:09.416			82.58 mph	132.91 kph
	66	C	Neil GRANT	Yamaha TZR2502MA - Merlin Performance	2	2:15.162			79.07 mph	127.26 kph
	73	R	Colvin TURNER	Yamaha TZR 250 -	4	2:27.241			72.58 mph	116.82 kph

Class - 92.5% of Race Speed = 75.60 mph  
 Class C - 92.5% of Race Speed = 69.27 mph  
 Class R - 92.5% of Race Speed = 65.76 mph

Snetterton 300: 2.9689 miles

Race Distance: 5 Laps / 14.84 miles

Start: 12:55 Flag 13:05 End: 13:08

Weather / Track : Cloudy / Dry

These results are provisional until the conclusion of any judicial and technical matters.

Clerk Of Course :	Stewards :	Timekeeper : Craig Smith
-------------------	------------	--------------------------

Results can be found at [www.tsl-timing.com](http://www.tsl-timing.com)

Printed - 13:08 Saturday, 29 May 2021



# BMCRC - MRO Championships 2021 - Rnd 2 @ Snetterton 300

## DFDS Seaways Yamaha Past Masters

### RACE 4 - LAP CHART

LAP 1 @ 12:57:15.390			LAP 2 @ 12:59:24.806			LAP 3 @ 13:01:34.310			LAP 4 @ 13:03:43.885			LAP 5 @ 13:05:53.864		
NO	BEHIND	LAP TIME	NO	BEHIND	LAP TIME	NO	BEHIND	LAP TIME	NO	BEHIND	LAP TIME	NO	BEHIND	LAP TIME
24		2:15.340	24		2:09.416	24		2:09.504	24		2:09.575	24		2:09.979
19	0.639	2:15.979	19	1.357	2:10.134	19	1.645	2:09.792	19	1.898	2:09.828	19	2.292	2:10.373
13	0.751	2:16.091	13	2.916	2:11.581	13	4.215	2:10.803	13	7.011	2:12.371	67	1 Lap	2:42.026
22	5.008	2:20.348	22	11.715	2:16.123	22	18.164	2:15.953	22	25.829	2:17.240	13	11.247	2:14.215
57	5.182	2:20.522	74	12.317	2:15.516	57	18.907	2:15.970	57	25.843	2:16.511	41	1 Lap	2:48.316
15	5.247	2:20.587	57	12.441	2:16.675	15	18.938	2:15.676	15	25.975	2:16.612	15	32.168	2:16.172
74	6.217	2:21.557	15	12.766	2:16.935	66	19.313	2:15.669	74	26.065	2:16.315	22	32.422	2:16.572
55	6.728	2:22.068	55	13.080	2:15.768	74	19.325	2:16.512	55	26.319	2:16.346	74	33.233	2:17.147
66	7.402	2:22.742	66	13.148	2:15.162	55	19.548	2:15.972	30	26.667	2:15.709	30	33.364	2:16.676
30	8.705	2:24.045	30	15.034	2:15.745	30	20.533	2:15.003	66	27.737	2:17.999	57	33.906	2:18.042
99	8.839	2:24.179	99	16.758	2:17.335	99	24.070	2:16.816	99	31.588	2:17.093	55	34.342	2:18.002
4	9.178	2:24.518	4	17.386	2:17.624	4	24.650	2:16.768	4	32.056	2:16.981	99	38.482	2:16.873
88	9.599	2:24.939	88	17.896	2:17.713	88	25.854	2:17.462	88	33.173	2:16.894	4	38.777	2:16.700
29	10.988	2:26.328	29	18.671	2:17.099	29	26.546	2:17.379	25	1 Lap	3:04.862	88	40.042	2:16.848
100	12.030	2:27.370	100	21.487	2:18.873	100	31.755	2:19.772	29	33.884	2:16.913	29	40.400	2:16.495
27	12.752	2:28.092	8	24.373	2:20.503	8	36.126	2:21.257	100	41.392	2:19.212	100	51.301	2:19.888
8	13.286	2:28.626	72	24.685	2:20.445	72	37.990	2:22.809	8	48.403	2:21.852	8	59.685	2:21.261
72	13.656	2:28.996	27	25.585	2:22.249	60	38.875	2:21.939	72	48.784	2:20.369	72	1:00.089	2:21.284
60	14.251	2:29.591	60	26.440	2:21.605	27	40.656	2:24.575	60	49.810	2:20.510	60	1:00.904	2:21.073
73	19.746	2:35.086	46	38.034	2:27.619	87	55.053	2:26.309	87	1:10.896	2:25.418	25	1 Lap	3:03.149
46	19.831	2:35.171	87	38.248	2:27.238	46	55.684	2:27.154	46	1:11.524	2:25.415	46	1:26.511	2:24.966
87	20.426	2:35.766	73	39.688	2:29.358	26	56.580	2:26.103	26	1:13.098	2:26.093	87	1:26.790	2:25.873
26	22.877	2:38.217	26	39.981	2:26.520	53	58.839	2:26.581	53	1:14.926	2:25.662	26	1:27.290	2:24.171
53	23.079	2:38.419	53	41.762	2:28.099	73	59.192	2:29.008	73	1:16.858	2:27.241	53	1:29.977	2:25.030
65	24.125	2:39.465	65	48.090	2:33.381	42	1:10.761	2:31.289	42	1:32.971	2:31.785	73	1:37.717	2:30.838
42	27.669	2:43.009	42	48.976	2:30.723	65	1:13.139	2:34.553	65	1:35.168	2:31.604	42	1:53.965	2:30.973
33	27.991	2:43.331	33	50.902	2:32.327	33	1:14.142	2:32.744	33	1:36.876	2:32.309	65	1:54.757	2:29.568
32	28.527	2:43.867	32	53.660	2:34.549	69	1:18.996	2:33.911	69	1:43.843	2:34.422	33	2:02.434	2:35.537
69	29.605	2:44.945	69	54.589	2:34.400	32	1:21.677	2:37.521	32	1:48.471	2:36.369	69	2:07.728	2:33.864
67	35.180	2:50.520	67	1:06.755	2:40.991	67	1:41.383	2:44.132				32	2:14.761	2:36.269
41	40.134	2:55.474	41	1:21.528	2:50.810	41	1:59.794	2:47.770						
25	53.108	3:08.448	25	1:47.409	3:03.717									

Weather / Track : Cloudy / Dry

Results can be found at [www.tsl-timing.com](http://www.tsl-timing.com)

Snetterton 300

Circuit Length = 2.9689 miles

Start: 12:55 Flag 13:05 End: 13:08

Printed - 13:08 Saturday, 29 May 2021

# BMCRC - MRO Championships 2021 - Rnd 2 @ Snetterton 300

## DFDS Seaways Yamaha Past Masters

### RACE 4 - SECTOR ANALYSIS



SECTOR 1 = FL to I1, SECTOR 2 = I1 to FL, DIFF = Difference To Personal Best Lap, P = Crossed Finish Line in Pit Lane, D = Time Disallowed

P1 24		Scott CARSON		Yamaha TZR 250 - Brian Grays Powerbiking, All England Diamoi			
IDEAL LAP TIME : 2:09.154		BEST LAP TIME : 2:09.416		DIFFERENCE : 0.262			
LAP	SECTOR 1	SECTOR 2	LAP TIME	MPH	DIFF	TIME OF DAY	
1 -		<b>42.736</b>	2:15.340	78.97	5.924	12:57:15.390	
2 -	1:26.553	42.863	<b>2:09.416 (1)</b>	<b>82.58</b>		<b>12:59:24.806</b>	
3 -	1:26.561	42.943	2:09.504 (2)	82.53	0.088	13:01:34.310	
4 -	<b>1:26.418</b>	43.157	2:09.575 (3)	82.48	0.159	13:03:43.885	
5 -	1:26.966	43.013	2:09.979	82.22	0.563	13:05:53.864	

P2 19		Peter BRANTON		Yamaha TZR 250 - Exactweld Racing			
IDEAL LAP TIME : 2:09.562		BEST LAP TIME : 2:09.792		DIFFERENCE : 0.230			
LAP	SECTOR 1	SECTOR 2	LAP TIME	MPH	DIFF	TIME OF DAY	
1 -		43.350	2:15.979	78.60	6.187	12:57:16.029	
2 -	<b>1:26.867</b>	43.267	2:10.134 (3)	82.13	0.342	12:59:26.163	
3 -	1:27.009	42.783	<b>2:09.792 (1)</b>	<b>82.34</b>		<b>13:01:35.955</b>	
4 -	1:27.133	<b>42.695</b>	2:09.828 (2)	82.32	0.036	13:03:45.783	
5 -	1:27.207	43.166	2:10.373	81.98	0.581	13:05:56.156	

P3 13		Doug EDMONDSON		Yamaha TZR 250 - Stan Stephens Tuning			
IDEAL LAP TIME : 2:10.745		BEST LAP TIME : 2:10.803		DIFFERENCE : 0.058			
LAP	SECTOR 1	SECTOR 2	LAP TIME	MPH	DIFF	TIME OF DAY	
1 -		<b>43.456</b>	2:16.091	78.53	5.288	12:57:16.141	
2 -	1:28.004	43.577	2:11.581 (2)	81.22	0.778	12:59:27.722	
3 -	<b>1:27.289</b>	43.514	<b>2:10.803 (1)</b>	<b>81.71</b>		<b>13:01:38.525</b>	
4 -	1:28.313	44.058	2:12.371 (3)	80.74	1.568	13:03:50.896	
5 -	1:28.506	45.709	2:14.215	79.63	3.412	13:06:05.111	

P4 15		Billy PERKINS		Yamaha TZR 250 - T.w fuggle & son / Ashford tarmac			
IDEAL LAP TIME : 2:15.055		BEST LAP TIME : 2:15.676		DIFFERENCE : 0.621			
LAP	SECTOR 1	SECTOR 2	LAP TIME	MPH	DIFF	TIME OF DAY	
1 -		<b>44.928</b>	2:20.587	76.02	4.911	12:57:20.637	
2 -	1:31.364	45.571	2:16.935	78.05	1.259	12:59:37.572	
3 -	<b>1:30.127</b>	45.549	<b>2:15.676 (1)</b>	<b>78.77</b>		<b>13:01:53.248</b>	
4 -	1:31.183	45.429	2:16.612 (3)	78.23	0.936	13:04:09.860	
5 -	1:31.141	45.031	2:16.172 (2)	78.48	0.496	13:06:26.032	

P5 22		Rik BALLERINI		Yamaha TZR 250 - SCLS LTD, GECKO RACING, CAMBRIDGE			
IDEAL LAP TIME : 2:15.630		BEST LAP TIME : 2:15.953		DIFFERENCE : 0.323			
LAP	SECTOR 1	SECTOR 2	LAP TIME	MPH	DIFF	TIME OF DAY	
1 -		45.124	2:20.348	76.15	4.395	12:57:20.398	
2 -	<b>1:31.169</b>	44.954	2:16.123 (2)	78.51	0.170	12:59:36.521	
3 -	1:31.228	44.725	<b>2:15.953 (1)</b>	<b>78.61</b>		<b>13:01:52.474</b>	
4 -	1:31.557	45.683	2:17.240	77.87	1.287	13:04:09.714	
5 -	1:32.111	<b>44.461</b>	2:16.572 (3)	78.25	0.619	13:06:26.286	

P6 74		Paul WHITBY		Yamaha TZR 250 - Greybridge Ltd			
IDEAL LAP TIME : 2:15.220		BEST LAP TIME : 2:15.516		DIFFERENCE : 0.296			
LAP	SECTOR 1	SECTOR 2	LAP TIME	MPH	DIFF	TIME OF DAY	
1 -		<b>45.134</b>	2:21.557	75.50	6.041	12:57:21.607	
2 -	<b>1:30.086</b>	45.430	<b>2:15.516 (1)</b>	<b>78.86</b>		<b>12:59:37.123</b>	
3 -	1:30.908	45.604	2:16.512 (3)	78.29	0.996	13:01:53.635	
4 -	1:30.780	45.535	2:16.315 (2)	78.40	0.799	13:04:09.950	
5 -	1:31.332	45.815	2:17.147	77.93	1.631	13:06:27.097	

Weather / Track : Cloudy / Dry

Snetterton 300  
Circuit Length = 2.9689 miles  
Start: 12:55 Flag 13:05 End: 13:08



# BMCR - MRO Championships 2021 - Rnd 2 @ Snetterton 300

## DFDS Seaways Yamaha Past Masters

### RACE 4 - SECTOR ANALYSIS



SECTOR 1 = FL to I1, SECTOR 2 = I1 to FL, DIFF = Difference To Personal Best Lap, P = Crossed Finish Line in Pit Lane, D = Time Disallowed

P7 30		Alan COOPER		Yamaha TZR 250 - twistgrip motorcycles		
IDEAL LAP TIME : 2:14.977		BEST LAP TIME : 2:15.003		DIFFERENCE : 0.026		
LAP	SECTOR 1	SECTOR 2	LAP TIME	MPH	DIFF	TIME OF DAY
1 -		45.195	2:24.045	74.19	9.042	12:57:24.095
2 -	1:30.799	<b>44.946</b>	2:15.745 (3)	78.73	0.742	12:59:39.840
3 -	<b>1:30.031</b>	44.972	<b>2:15.003 (1)</b>	<b>79.16</b>		<b>13:01:54.843</b>
4 -	1:30.038	45.671	2:15.709 (2)	78.75	0.706	13:04:10.552
5 -	1:31.482	45.194	2:16.676	78.20	1.673	13:06:27.228

P8 57		Geoff MOOK		Yamaha TZR 250 -		
IDEAL LAP TIME : 2:15.474		BEST LAP TIME : 2:15.970		DIFFERENCE : 0.496		
LAP	SECTOR 1	SECTOR 2	LAP TIME	MPH	DIFF	TIME OF DAY
1 -		<b>45.142</b>	2:20.522	76.05	4.552	12:57:20.572
2 -	<b>1:30.332</b>	46.343	2:16.675 (3)	78.20	0.705	12:59:37.247
3 -	1:30.383	45.587	<b>2:15.970 (1)</b>	<b>78.60</b>		<b>13:01:53.217</b>
4 -	1:30.782	45.729	2:16.511 (2)	78.29	0.541	13:04:09.728
5 -	1:31.995	46.047	2:18.042	77.42	2.072	13:06:27.770

P9 55		Paul TOLAND		Yamaha TZR 250 - Kippers keys		
IDEAL LAP TIME : 2:15.284		BEST LAP TIME : 2:15.768		DIFFERENCE : 0.484		
LAP	SECTOR 1	SECTOR 2	LAP TIME	MPH	DIFF	TIME OF DAY
1 -		45.149	2:22.068	75.23	6.300	12:57:22.118
2 -	<b>1:30.140</b>	45.628	<b>2:15.768 (1)</b>	<b>78.72</b>		<b>12:59:37.886</b>
3 -	1:30.828	<b>45.144</b>	2:15.972 (2)	78.60	0.204	13:01:53.858
4 -	1:30.671	45.675	2:16.346 (3)	78.38	0.578	13:04:10.204
5 -	1:31.910	46.092	2:18.002	77.44	2.234	13:06:28.206

P10 99		Anthony JOHNSON		Yamaha TZR 250 -		
IDEAL LAP TIME : 2:16.736		BEST LAP TIME : 2:16.816		DIFFERENCE : 0.080		
LAP	SECTOR 1	SECTOR 2	LAP TIME	MPH	DIFF	TIME OF DAY
1 -		45.983	2:24.179	74.13	7.363	12:57:24.229
2 -	1:31.826	45.509	2:17.335	77.82	0.519	12:59:41.564
3 -	<b>1:31.696</b>	45.120	<b>2:16.816 (1)</b>	<b>78.12</b>		<b>13:01:58.380</b>
4 -	1:31.891	45.202	2:17.093 (3)	77.96	0.277	13:04:15.473
5 -	1:31.833	<b>45.040</b>	2:16.873 (2)	78.08	0.057	13:06:32.346

P11 4		Denis HALIL		Yamaha TZR 250 - D & A AUTOS		
IDEAL LAP TIME : 2:16.700		BEST LAP TIME : 2:16.700		DIFFERENCE : 0.000		
LAP	SECTOR 1	SECTOR 2	LAP TIME	MPH	DIFF	TIME OF DAY
1 -		45.678	2:24.518	73.95	7.818	12:57:24.568
2 -	1:31.930	45.694	2:17.624	77.66	0.924	12:59:42.192
3 -	1:31.411	45.357	2:16.768 (2)	78.14	0.068	13:01:58.960
4 -	1:31.413	45.568	2:16.981 (3)	78.02	0.281	13:04:15.941
5 -	<b>1:31.397</b>	<b>45.303</b>	<b>2:16.700 (1)</b>	<b>78.18</b>		<b>13:06:32.641</b>

P12 88		Michael STANLEY		Yamaha TZR 250 -		
IDEAL LAP TIME : 2:16.821		BEST LAP TIME : 2:16.848		DIFFERENCE : 0.027		
LAP	SECTOR 1	SECTOR 2	LAP TIME	MPH	DIFF	TIME OF DAY
1 -		45.965	2:24.939	73.74	8.091	12:57:24.989
2 -	1:32.221	45.492	2:17.713	77.61	0.865	12:59:42.702
3 -	1:31.882	45.580	2:17.462 (3)	77.75	0.614	13:02:00.164
4 -	1:31.781	<b>45.113</b>	2:16.894 (2)	78.07	0.046	13:04:17.058
5 -	<b>1:31.708</b>	45.140	<b>2:16.848 (1)</b>	<b>78.10</b>		<b>13:06:33.906</b>

Weather / Track : Cloudy / Dry

Snetterton 300  
Circuit Length = 2.9689 miles  
Start: 12:55 Flag 13:05 End: 13:08

# BMCRC - MRO Championships 2021 - Rnd 2 @ Snetterton 300

## DFDS Seaways Yamaha Past Masters

### RACE 4 - SECTOR ANALYSIS



SECTOR 1 = FL to I1, SECTOR 2 = I1 to FL, DIFF = Difference To Personal Best Lap, P = Crossed Finish Line in Pit Lane, D = Time Disallowed

P13 29		Derek CRIPPS		Yamaha TZR 250 - Kelly Cripps - Team FBR		
IDEAL LAP TIME : 2:16.495		BEST LAP TIME : 2:16.495		DIFFERENCE : 0.000		
LAP	SECTOR 1	SECTOR 2	LAP TIME	MPH	DIFF	TIME OF DAY
1 -		45.811	2:26.328	73.04	9.833	12:57:26.378
2 -	1:31.655	45.444	2:17.099 (3)	77.95	0.604	12:59:43.477
3 -	1:31.696	45.683	2:17.379	77.79	0.884	13:02:00.856
4 -	1:31.488	45.425	2:16.913 (2)	78.06	0.418	13:04:17.769
5 -	<b>1:31.320</b>	<b>45.175</b>	<b>2:16.495 (1)</b>	<b>78.30</b>		<b>13:06:34.264</b>

P14 100		Michael MACE		Yamaha TZR 250 - www.ypmrc.co.uk		
IDEAL LAP TIME : 2:18.523		BEST LAP TIME : 2:18.873		DIFFERENCE : 0.350		
LAP	SECTOR 1	SECTOR 2	LAP TIME	MPH	DIFF	TIME OF DAY
1 -		45.916	2:27.370	72.52	8.497	12:57:27.420
2 -	<b>1:32.636</b>	46.237	<b>2:18.873 (1)</b>	<b>76.96</b>		<b>12:59:46.293</b>
3 -	1:33.355	46.417	2:19.772 (3)	76.46	0.899	13:02:06.065
4 -	1:33.325	<b>45.887</b>	2:19.212 (2)	76.77	0.339	13:04:25.277
5 -	1:33.073	46.815	2:19.888	76.40	1.015	13:06:45.165

P15 8 C		David BALL		Yamaha TZR 250 - Gardiner Page and Roe pension consultants		
IDEAL LAP TIME : 2:20.163		BEST LAP TIME : 2:20.503		DIFFERENCE : 0.340		
LAP	SECTOR 1	SECTOR 2	LAP TIME	MPH	DIFF	TIME OF DAY
1 -		47.236	2:28.626	71.91	8.123	12:57:28.676
2 -	1:33.849	46.654	<b>2:20.503 (1)</b>	<b>76.07</b>		<b>12:59:49.179</b>
3 -	<b>1:33.673</b>	47.584	2:21.257 (2)	75.66	0.754	13:02:10.436
4 -	1:34.459	47.393	2:21.852	75.34	1.349	13:04:32.288
5 -	1:34.771	<b>46.490</b>	2:21.261 (3)	75.66	0.758	13:06:53.549

P16 72 C		Chris THAY		Yamaha TZR 250 - Scell-it uk		
IDEAL LAP TIME : 2:19.825		BEST LAP TIME : 2:20.369		DIFFERENCE : 0.544		
LAP	SECTOR 1	SECTOR 2	LAP TIME	MPH	DIFF	TIME OF DAY
1 -		46.496	2:28.996	71.73	8.627	12:57:29.046
2 -	1:34.251	<b>46.194</b>	2:20.445 (2)	76.10	0.076	12:59:49.491
3 -	1:35.408	47.401	2:22.809	74.84	2.440	13:02:12.300
4 -	<b>1:33.631</b>	46.738	<b>2:20.369 (1)</b>	<b>76.14</b>		<b>13:04:32.669</b>
5 -	1:34.212	47.072	2:21.284 (3)	75.64	0.915	13:06:53.953

P17 60 C		Daniel GOUGH		Yamaha TZR 250 - G Force Motorcycles		
IDEAL LAP TIME : 2:20.131		BEST LAP TIME : 2:20.510		DIFFERENCE : 0.379		
LAP	SECTOR 1	SECTOR 2	LAP TIME	MPH	DIFF	TIME OF DAY
1 -		<b>46.546</b>	2:29.591	71.44	9.081	12:57:29.641
2 -	1:34.283	47.322	2:21.605 (3)	75.47	1.095	12:59:51.246
3 -	1:34.606	47.333	2:21.939	75.30	1.429	13:02:13.185
4 -	<b>1:33.585</b>	46.925	<b>2:20.510 (1)</b>	<b>76.06</b>		<b>13:04:33.695</b>
5 -	1:34.311	46.762	2:21.073 (2)	75.76	0.563	13:06:54.768

P18 46 C		Kevin MARSHALL		Yamaha TZR 250 -		
IDEAL LAP TIME : 2:24.966		BEST LAP TIME : 2:24.966		DIFFERENCE : 0.000		
LAP	SECTOR 1	SECTOR 2	LAP TIME	MPH	DIFF	TIME OF DAY
1 -		49.023	2:35.171	68.87	10.205	12:57:35.221
2 -	1:37.847	49.772	2:27.619	72.40	2.653	13:00:02.840
3 -	1:38.205	48.949	2:27.154 (3)	72.63	2.188	13:02:29.994
4 -	1:37.159	48.256	2:25.415 (2)	73.50	0.449	13:04:55.409
5 -	<b>1:37.003</b>	<b>47.963</b>	<b>2:24.966 (1)</b>	<b>73.72</b>		<b>13:07:20.375</b>

Weather / Track : Cloudy / Dry

Snetterton 300  
Circuit Length = 2.9689 miles  
Start: 12:55 Flag 13:05 End: 13:08

# BMCR - MRO Championships 2021 - Rnd 2 @ Snetterton 300

## DFDS Seaways Yamaha Past Masters

### RACE 4 - SECTOR ANALYSIS



SECTOR 1 = FL to I1, SECTOR 2 = I1 to FL, DIFF = Difference To Personal Best Lap, P = Crossed Finish Line in Pit Lane, D = Time Disallowed

P19 87 C Denise BUTTON		Yamaha TZR 250 -				
IDEAL LAP TIME : 2:25.061		BEST LAP TIME : 2:25.418		DIFFERENCE : 0.357		
LAP	SECTOR 1	SECTOR 2	LAP TIME	MPH	DIFF	TIME OF DAY
1 -		48.616	2:35.766	68.61	10.348	12:57:35.816
2 -	1:37.895	49.343	2:27.238	72.59	1.820	13:00:03.054
3 -	1:37.158	49.151	2:26.309 (3)	73.05	0.891	13:02:29.363
4 -	<b>1:36.912</b>	48.506	<b>2:25.418 (1)</b>	<b>73.49</b>		<b>13:04:54.781</b>
5 -	1:37.724	<b>48.149</b>	2:25.873 (2)	73.26	0.455	13:07:20.654

P20 26 C Damian LEE		Yamaha TZR 250 - Leed Autos				
IDEAL LAP TIME : 2:24.148		BEST LAP TIME : 2:24.171		DIFFERENCE : 0.023		
LAP	SECTOR 1	SECTOR 2	LAP TIME	MPH	DIFF	TIME OF DAY
1 -		49.625	2:38.217	67.55	14.046	12:57:38.267
2 -	1:37.655	48.865	2:26.520	72.94	2.349	13:00:04.787
3 -	1:37.394	48.709	2:26.103 (3)	73.15	1.932	13:02:30.890
4 -	1:37.789	<b>48.304</b>	2:26.093 (2)	73.15	1.922	13:04:56.983
5 -	<b>1:35.844</b>	48.327	<b>2:24.171 (1)</b>	<b>74.13</b>		<b>13:07:21.154</b>

P21 53 C Alan COATES		Yamaha TZR 250 - Clarendon Motorcycles Hull				
IDEAL LAP TIME : 2:24.998		BEST LAP TIME : 2:25.030		DIFFERENCE : 0.032		
LAP	SECTOR 1	SECTOR 2	LAP TIME	MPH	DIFF	TIME OF DAY
1 -		50.006	2:38.419	67.46	13.389	12:57:38.469
2 -	1:39.056	49.043	2:28.099	72.16	3.069	13:00:06.568
3 -	1:38.061	48.520	2:26.581 (3)	72.91	1.551	13:02:33.149
4 -	1:37.495	<b>48.167</b>	2:25.662 (2)	73.37	0.632	13:04:58.811
5 -	<b>1:36.831</b>	48.199	<b>2:25.030 (1)</b>	<b>73.69</b>		<b>13:07:23.841</b>

P22 73 R Colvin TURNER		Yamaha TZR 250 -				
IDEAL LAP TIME : 2:26.978		BEST LAP TIME : 2:27.241		DIFFERENCE : 0.263		
LAP	SECTOR 1	SECTOR 2	LAP TIME	MPH	DIFF	TIME OF DAY
1 -		50.016	2:35.086	68.91	7.845	12:57:35.136
2 -	1:39.583	49.775	2:29.358 (3)	71.56	2.117	13:00:04.494
3 -	1:40.369	<b>48.639</b>	2:29.008 (2)	71.72	1.767	13:02:33.502
4 -	<b>1:38.339</b>	48.902	<b>2:27.241 (1)</b>	<b>72.58</b>		<b>13:05:00.743</b>
5 -	1:39.627	51.211	2:30.838	70.85	3.597	13:07:31.581

P23 42 C Martin PEARSON		Yamaha TZR 250 - Viking Inspection				
IDEAL LAP TIME : 2:30.650		BEST LAP TIME : 2:30.723		DIFFERENCE : 0.073		
LAP	SECTOR 1	SECTOR 2	LAP TIME	MPH	DIFF	TIME OF DAY
1 -		52.120	2:43.009	65.56	12.286	12:57:43.059
2 -	<b>1:40.108</b>	50.615	<b>2:30.723 (1)</b>	<b>70.91</b>		<b>13:00:13.782</b>
3 -	1:40.298	50.991	2:31.289 (3)	70.64	0.566	13:02:45.071
4 -	1:41.063	50.722	2:31.785	70.41	1.062	13:05:16.856
5 -	1:40.431	<b>50.542</b>	2:30.973 (2)	70.79	0.250	13:07:47.829

P24 65 C Nigel TERRY		Yamaha TZR 250 - NTrap Garage Doors				
IDEAL LAP TIME : 2:29.568		BEST LAP TIME : 2:29.568		DIFFERENCE : 0.000		
LAP	SECTOR 1	SECTOR 2	LAP TIME	MPH	DIFF	TIME OF DAY
1 -		51.186	2:39.465	67.02	9.897	12:57:39.515
2 -	1:42.266	51.115	2:33.381 (3)	69.68	3.813	13:00:12.896
3 -	1:43.091	51.462	2:34.553	69.15	4.985	13:02:47.449
4 -	1:41.529	50.075	2:31.604 (2)	70.49	2.036	13:05:19.053
5 -	<b>1:39.793</b>	<b>49.775</b>	<b>2:29.568 (1)</b>	<b>71.45</b>		<b>13:07:48.621</b>

Weather / Track : Cloudy / Dry

Snetterton 300  
Circuit Length = 2.9689 miles  
Start: 12:55 Flag 13:05 End: 13:08

# BMCRC - MRO Championships 2021 - Rnd 2 @ Snetterton 300

## DFDS Seaways Yamaha Past Masters

### RACE 4 - SECTOR ANALYSIS



SECTOR 1 = FL to I1, SECTOR 2 = I1 to FL, DIFF = Difference To Personal Best Lap, P = Crossed Finish Line in Pit Lane, D = Time Disallowed

<b>P25 33 C</b>		<b>Kieran LEWIS</b>		Yamaha TZR 250 - Controls For Doors Ltd/ G Force Motorcycles		
IDEAL LAP TIME : 2:32.239		BEST LAP TIME : 2:32.309		DIFFERENCE : 0.070		
LAP	SECTOR 1	SECTOR 2	LAP TIME	MPH	DIFF	TIME OF DAY
1 -		51.510	2:43.331	65.43	11.022	12:57:43.381
2 -	<b>1:41.387</b>	50.940	2:32.327 (2)	70.16	0.018	13:00:15.708
3 -	1:41.602	51.142	2:32.744 (3)	69.97	0.435	13:02:48.452
4 -	1:41.457	<b>50.852</b>	<b>2:32.309 (1)</b>	<b>70.17</b>		<b>13:05:20.761</b>
5 -	1:43.207	52.330	2:35.537	68.71	3.228	13:07:56.298

<b>P26 69 C</b>		<b>Mark ELLERAY</b>		Yamaha TZR 250 - Abbot Solutions Ltd		
IDEAL LAP TIME : 2:32.569		BEST LAP TIME : 2:33.864		DIFFERENCE : 1.295		
LAP	SECTOR 1	SECTOR 2	LAP TIME	MPH	DIFF	TIME OF DAY
1 -		51.760	2:44.945	64.79	11.081	12:57:44.995
2 -	<b>1:41.897</b>	52.503	2:34.400 (3)	69.22	0.536	13:00:19.395
3 -	1:42.500	51.411	2:33.911 (2)	69.44	0.047	13:02:53.306
4 -	1:43.127	51.295	2:34.422	69.21	0.558	13:05:27.728
5 -	1:43.192	<b>50.672</b>	<b>2:33.864 (1)</b>	<b>69.46</b>		<b>13:08:01.592</b>

<b>P27 32 C</b>		<b>Lorraine ANSON</b>		Yamaha TZR 250 - Wallis & Whalin Racing		
IDEAL LAP TIME : 2:34.539		BEST LAP TIME : 2:34.549		DIFFERENCE : 0.010		
LAP	SECTOR 1	SECTOR 2	LAP TIME	MPH	DIFF	TIME OF DAY
1 -		<b>51.741</b>	2:43.867	65.22	9.318	12:57:43.917
2 -	<b>1:42.798</b>	51.751	<b>2:34.549 (1)</b>	<b>69.15</b>		<b>13:00:18.466</b>
3 -	1:44.346	53.175	2:37.521	67.85	2.972	13:02:55.987
4 -	1:43.999	52.370	2:36.369 (3)	68.35	1.820	13:05:32.356
5 -	1:43.336	52.933	2:36.269 (2)	68.39	1.720	13:08:08.625

<b>P28 67 C</b>		<b>Mark BAILEY</b>		Yamaha TZR 250 -		
IDEAL LAP TIME : 2:39.371		BEST LAP TIME : 2:40.991		DIFFERENCE : 1.620		
LAP	SECTOR 1	SECTOR 2	LAP TIME	MPH	DIFF	TIME OF DAY
1 -		<b>53.683</b>	2:50.520	62.67	9.529	12:57:50.570
2 -	<b>1:45.688</b>	55.303	<b>2:40.991 (1)</b>	<b>66.38</b>		<b>13:00:31.561</b>
3 -	1:49.405	54.727	2:44.132 (3)	65.11	3.141	13:03:15.693
4 -	1:47.760	54.266	2:42.026 (2)	65.96	1.035	13:05:57.719

<b>P29 41 C</b>		<b>Paul BOWLING</b>		Yamaha TDR -		
IDEAL LAP TIME : 2:47.770		BEST LAP TIME : 2:47.770		DIFFERENCE : 0.000		
LAP	SECTOR 1	SECTOR 2	LAP TIME	MPH	DIFF	TIME OF DAY
1 -		55.966	2:55.474	60.90	7.704	12:57:55.524
2 -	1:54.484	56.326	2:50.810 (3)	62.57	3.040	13:00:46.334
3 -	<b>1:52.124</b>	<b>55.646</b>	<b>2:47.770 (1)</b>	<b>63.70</b>		<b>13:03:34.104</b>
4 -	1:52.474	55.842	2:48.316 (2)	63.50	0.546	13:06:22.420

<b>P30 25 C</b>		<b>Stephen WIMBLE</b>		Yamaha TZR 250 -		
IDEAL LAP TIME : 3:01.901		BEST LAP TIME : 3:03.149		DIFFERENCE : 1.248		
LAP	SECTOR 1	SECTOR 2	LAP TIME	MPH	DIFF	TIME OF DAY
1 -		<b>59.991</b>	3:08.448	56.71	5.299	12:58:08.498
2 -	<b>2:01.910</b>	1:01.807	3:03.717 (2)	58.17	0.568	13:01:12.215
3 -	2:02.985	1:01.877	3:04.862 (3)	57.81	1.713	13:04:17.077
4 -	2:01.962	1:01.187	<b>3:03.149 (1)</b>	<b>58.35</b>		<b>13:07:20.226</b>

Weather / Track : Cloudy / Dry

Snetterton 300  
Circuit Length = 2.9689 miles  
Start: 12:55 Flag 13:05 End: 13:08

# BMCRC - MRO Championships 2021 - Rnd 2 @ Snetterton 300

## DFDS Seaways Yamaha Past Masters

### RACE 4 - SECTOR ANALYSIS



SECTOR 1 = FL to I1, SECTOR 2 = I1 to FL, DIFF = Difference To Personal Best Lap, P = Crossed Finish Line in Pit Lane, D = Time Disallowed

<b>P31 66 C Neil GRANT</b>		Yamaha TZR2502MA - Merlin Performance				
IDEAL LAP TIME : 2:14.632		BEST LAP TIME : 2:15.162		DIFFERENCE : 0.530		
LAP	SECTOR 1	SECTOR 2	LAP TIME	MPH	DIFF	TIME OF DAY
1 -		<b>44.880</b>	2:22.742	74.87	7.580	12:57:22.792
2 -	<b>1:29.752</b>	45.410	<b>2:15.162 (1)</b>	<b>79.07</b>		<b>12:59:37.954</b>
3 -	1:30.215	45.454	2:15.669 (2)	78.78	0.507	13:01:53.623
4 -	1:30.159	47.840	2:17.999 (3)	77.45	2.837	13:04:11.622

<b>P32 27 C Richard HAYWARD</b>		Yamaha TZR 250 - Hazel Motors/ Gforce				
IDEAL LAP TIME : 2:21.848		BEST LAP TIME : 2:22.249		DIFFERENCE : 0.401		
LAP	SECTOR 1	SECTOR 2	LAP TIME	MPH	DIFF	TIME OF DAY
1 -		<b>46.836</b>	2:28.092 (3)	72.17	5.843	12:57:28.142
2 -	1:35.269	46.980	<b>2:22.249 (1)</b>	<b>75.13</b>		<b>12:59:50.391</b>
3 -	<b>1:35.012</b>	49.563	2:24.575 (2)	73.92	2.326	13:02:14.966

Weather / Track : Cloudy / Dry

# BMCRC - MRO Championships 2021 - Rnd 2 @ Snetterton 300

## DFDS Seaways Yamaha Past Masters

### RACE 4 - BEST SECTORS

SECTOR 1			SECTOR 2			IDEAL / BEST COMPARISON						
POS	NO	NAME	TIME	NO	NAME	TIME	POS	NO	NAME	IDEAL	BEST	DIFF
									<b>PERFECT LAP</b>	<b>2:09.113</b>		
1	24	CARSON	1:26.418	19	BRANTON	42.695	1	24	CARSON	2:09.154	2:09.416	0.262
2	19	BRANTON	1:26.867	24	CARSON	42.736	2	19	BRANTON	2:09.562	2:09.792	0.230
3	13	EDMONDSON	1:27.289	13	EDMONDSON	43.456	3	13	EDMONDSON	2:10.745	2:10.803	0.058
4	66	GRANT	1:29.752	22	BALLERINI	44.461	4	66	GRANT	2:14.632	2:15.162	0.530
5	30	COOPER	1:30.031	66	GRANT	44.880	5	30	COOPER	2:14.977	2:15.003	0.026
6	74	WHITBY	1:30.086	15	PERKINS	44.928	6	15	PERKINS	2:15.055	2:15.676	0.621
7	15	PERKINS	1:30.127	30	COOPER	44.946	7	74	WHITBY	2:15.220	2:15.516	0.296
8	55	TOLAND	1:30.140	99	JOHNSON	45.040	8	55	TOLAND	2:15.284	2:15.768	0.484
9	57	MOOK	1:30.332	88	STANLEY	45.113	9	57	MOOK	2:15.474	2:15.970	0.496
10	22	BALLERINI	1:31.169	74	WHITBY	45.134	10	22	BALLERINI	2:15.630	2:15.953	0.323
11	29	CRIPPS	1:31.320	57	MOOK	45.142	11	29	CRIPPS	2:16.495	2:16.495	0.000
12	4	HALIL	1:31.397	55	TOLAND	45.144	12	4	HALIL	2:16.700	2:16.700	0.000
13	99	JOHNSON	1:31.696	29	CRIPPS	45.175	13	99	JOHNSON	2:16.736	2:16.816	0.080
14	88	STANLEY	1:31.708	4	HALIL	45.303	14	88	STANLEY	2:16.821	2:16.848	0.027
15	100	MACE	1:32.636	100	MACE	45.887	15	100	MACE	2:18.523	2:18.873	0.350
16	60	GOUGH	1:33.585	72	THAY	46.194	16	72	THAY	2:19.825	2:20.369	0.544
17	72	THAY	1:33.631	8	BALL	46.490	17	60	GOUGH	2:20.131	2:20.510	0.379
18	8	BALL	1:33.673	60	GOUGH	46.546	18	8	BALL	2:20.163	2:20.503	0.340
19	27	HAYWARD	1:35.012	27	HAYWARD	46.836	19	27	HAYWARD	2:21.848	2:22.249	0.401
20	26	LEE	1:35.844	46	MARSHALL	47.963	20	26	LEE	2:24.148	2:24.171	0.023
21	53	COATES	1:36.831	87	BUTTON	48.149	21	46	MARSHALL	2:24.966	2:24.966	0.000
22	87	BUTTON	1:36.912	53	COATES	48.167	22	53	COATES	2:24.998	2:25.030	0.032
23	46	MARSHALL	1:37.003	26	LEE	48.304	23	87	BUTTON	2:25.061	2:25.418	0.357
24	73	TURNER	1:38.339	73	TURNER	48.639	24	73	TURNER	2:26.978	2:27.241	0.263
25	65	TERRY	1:39.793	65	TERRY	49.775	25	65	TERRY	2:29.568	2:29.568	0.000
26	42	PEARSON	1:40.108	42	PEARSON	50.542	26	42	PEARSON	2:30.650	2:30.723	0.073
27	33	LEWIS	1:41.387	69	ELLERAY	50.672	27	33	LEWIS	2:32.239	2:32.309	0.070
28	69	ELLERAY	1:41.897	33	LEWIS	50.852	28	69	ELLERAY	2:32.569	2:33.864	1.295
29	32	ANSON	1:42.798	32	ANSON	51.741	29	32	ANSON	2:34.539	2:34.549	0.010
30	67	BAILEY	1:45.688	67	BAILEY	53.683	30	67	BAILEY	2:39.371	2:40.991	1.620
31	41	BOWLING	1:52.124	41	BOWLING	55.646	31	41	BOWLING	2:47.770	2:47.770	0.000
32	25	WIMBLE	2:01.910	25	WIMBLE	59.991	32	25	WIMBLE	3:01.901	3:03.149	1.248

Weather / Track : Cloudy / Dry

Results can be found at [www.tsl-timing.com](http://www.tsl-timing.com)

Snetterton 300

Circuit Length = 2.9689 miles

Start: 12:55 Flag 13:05 End: 13:08

Printed - 13:08 Saturday, 29 May 2021

# BMCRC - MRO Championships 2021 - Rnd 2 @ Snetterton 300

## DFDS Seaways Yamaha Past Masters

### RACE 4 - STATISTICS

**Competitors Started** 32  
**Planned Start** 2021-05-29 @ 12:35:00.000  
**Actual Start** 2021-05-29 @ 12:55:00.049  
**Finish Time** 2021-05-29 @ 13:05:53.863  
**Track Length** 2.9689mi.  
**Total Laps** 154  
**Total Distance Covered** 457.2123mi.

#### Session Fastest Lap History

NO	CL	NAME	LAP TIME	TIME OF DAY	LAP	VEHICLE
24		Scott CARSON	<b>2:15.340</b>	12:57:15.389	1	Yamaha TZR 250
24		Scott CARSON	<b>2:09.416</b>	12:59:24.805	2	Yamaha TZR 250

#### Session Leader History

NO	CL	NAME	FROM LAP	LAPS LED	DISTANCE	VEHICLE
24		Scott CARSON	1	5	14.84 miles	Yamaha TZR 250

#### Flag History

TYPE	TIME OF DAY
GREEN	12:55:00.049
FINISH	13:05:53.863

#### Flag Statistics

TYPE	COUNT	TOTAL LAPS	TOTAL TIME
Green	1	5	13:15.145
Red	0	0	0.000
Safety Car	0	0	0.000
FCY	0	0	0.000

# BMCRC - MRO Championships 2021 - Rnd 2 @ Snetterton 300

## DFDS Seaways Yamaha Past Masters

### RACE 4 - STATISTICS

CLASS :

14 Starters

#### Fastest Lap History

NO	NAME	LAP TIME	TIME OF DAY	LAP	VEHICLE
24	Scott CARSON	<b>2:15.340</b>	12:57:15.389	1	Yamaha TZR 250
24	Scott CARSON	<b>2:09.416</b>	12:59:24.805	2	Yamaha TZR 250

#### Leader History

NO	NAME	FROM LAP	LAPS LED	DISTANCE	VEHICLE
24	Scott CARSON	1	5	14.84 miles	Yamaha TZR 250



# BMCRC - MRO Championships 2021 - Rnd 2 @ Snetterton 300

## DFDS Seaways Yamaha Past Masters

### RACE 4 - STATISTICS

**CLASS : C**

17 Starters

#### Fastest Lap History

NO	NAME	LAP TIME	TIME OF DAY	LAP	VEHICLE
66	Neil GRANT	2:22.742	12:57:22.813	1	Yamaha TZR2502MA
66	Neil GRANT	2:15.162	12:59:37.954	2	Yamaha TZR2502MA

#### Leader History

NO	NAME	FROM LAP	LAPS LED	DISTANCE	VEHICLE
66	Neil GRANT	1	4	11.87 miles	Yamaha TZR2502MA
8	David BALL	5	1	2.96 miles	Yamaha TZR 250

# BMCRC - MRO Championships 2021 - Rnd 2 @ Snetterton 300

## DFDS Seaways Yamaha Past Masters

### RACE 4 - STATISTICS

CLASS : R

1 Starters

#### Fastest Lap History

NO	NAME	LAP TIME	TIME OF DAY	LAP	VEHICLE
73	Colvin TURNER	<b>2:35.086</b>	12:57:35.164	1	Yamaha TZR 250
73	Colvin TURNER	<b>2:29.358</b>	13:00:04.521	2	Yamaha TZR 250
73	Colvin TURNER	<b>2:29.008</b>	13:02:33.529	3	Yamaha TZR 250
73	Colvin TURNER	<b>2:27.241</b>	13:05:00.769	4	Yamaha TZR 250

#### Leader History

NO	NAME	FROM LAP	LAPS LED	DISTANCE	VEHICLE
73	Colvin TURNER	1	5	14.84 miles	Yamaha TZR 250

**BMCRC - MRO Championships 2021 - Rnd 2 @ Snetterton 300**
**DFDS Seaways Yamaha Past Masters**
**RACE 14 - GRID (5 Laps)**

ROW 11		3:03.149 32 <b>25</b> Stephen WIMBLE	2:47.770 31 <b>41</b> Paul BOWLING
ROW 10	2:40.991 30 <b>67</b> Mark BAILEY	2:34.549 29 <b>32</b> Lorraine ANSON	2:33.864 28 <b>69</b> Mark ELLERAY
ROW 9		2:32.309 27 <b>33</b> Kieran LEWIS	2:30.723 26 <b>42</b> Martin PEARSON
ROW 8	2:27.241 24 <b>73</b> Colvin TURNER	2:25.418 23 <b>87</b> Denise BUTTON	2:25.030 22 <b>53</b> Alan COATES
ROW 7		2:24.966 21 <b>46</b> Kevin MARSHALL	2:24.171 20 <b>26</b> Damian LEE
ROW 6	2:20.510 18 <b>60</b> Daniel GOUGH	2:20.503 17 <b>8</b> David BALL	2:20.369 16 <b>72</b> Chris THAY
ROW 5		2:18.873 15 <b>100</b> Michael MACE	2:16.848 14 <b>88</b> Michael STANLEY
ROW 4	2:16.700 12 <b>4</b> Denis HALIL	2:16.495 11 <b>29</b> Derek CRIPPS	2:15.970 10 <b>57</b> Geoff MOOK
ROW 3		2:15.953 9 <b>22</b> Rik BALLERINI	2:15.768 8 <b>55</b> Paul TOLAND
ROW 2	2:15.516 6 <b>74</b> Paul WHITBY	2:15.162 5 <b>66</b> Neil GRANT	2:15.003 4 <b>30</b> Alan COOPER
ROW 1		2:10.803 3 <b>13</b> Doug EDMONDSON	2:09.792 2 <b>19</b> Peter BRANTON
			2:09.416 1 <b>24</b> Scott CARSON
			<b>Pole</b>

Snetterton 300

Circuit Length = 2.9689 miles

These results are provisional until the conclusion of any judicial and technical matters.

Clerk Of Course :	Stewards :	Timekeeper : Craig Smith
-------------------	------------	--------------------------

 Results can be found at [www.tsl-timing.com](http://www.tsl-timing.com)

Printed - 13:09 Saturday, 29 May 2021



# BMCRC - MRO Championships 2021 - Rnd 2 @ Snetterton 300

## DFDS Seaways Yamaha Past Masters

### RACE 14 - CLASSIFICATION

POS	NO	CL	PIC NAME	ENTRY	LAPS	TIME	GAP	DIFF	MPH	BEST	ON
1	24		1 Scott CARSON	Yamaha TZR 250 - Brian Grays Powerbiking,All Engi	5	10:52.390			81.91	2:08.579	4
2	13		2 Doug EDMONDSON	Yamaha TZR 250 - Stan Stephens Tuning	5	10:53.090	0.700	0.700	81.82	2:08.824	4
3	19		3 Peter BRANTON	Yamaha TZR 250 - Exactweld Racing	5	10:54.477	2.087	1.387	81.65	2:09.613	2
4	15		4 Billy PERKINS	Yamaha TZR 250 - T.w fuggle & son / Ashford tarma	5	11:24.984	32.594	30.507	78.01	2:14.939	5
5	74		5 Paul WHITBY	Yamaha TZR 250 - Greybridge Ltd	5	11:25.851	33.461	0.867	77.91	2:15.647	4
6	57		6 Geoff MOOK	Yamaha TZR 250 -	5	11:27.314	34.924	1.463	77.75	2:15.592	3
7	30		7 Alan COOPER	Yamaha TZR 250 - twistgrip motorcycles	5	11:27.972	35.582	0.658	77.67	2:16.540	4
8	22		8 Rik BALLERINI	Yamaha TZR 250 - SCLS LTD, GECKO RACING, C	5	11:28.848	36.458	0.876	77.57	2:15.902	4
9	4		9 Denis HALIL	Yamaha TZR 250 - D & A AUTOS	5	11:34.293	41.903	5.445	76.97	2:16.880	3
10	29		10 Derek CRIPPS	Yamaha TZR 250 - Kelly Cripps - Team FBR	5	11:38.941	46.551	4.648	76.45	2:17.307	5
11	88		11 Michael STANLEY	Yamaha TZR 250 -	5	11:39.707	47.317	0.766	76.37	2:17.777	5
12	100		12 Michael MACE	Yamaha TZR 250 - www.ypmrc.co.uk	5	11:43.870	51.480	4.163	75.92	2:18.886	5
13	8	C	1 David BALL	Yamaha TZR 250 - Gardiner Page and Roe pension	5	11:47.240	54.850	3.370	75.56	2:19.150	2
14	72	C	2 Chris THAY	Yamaha TZR 250 - Scell-it uk	5	12:01.999	1:09.609	14.759	74.01	2:22.552	5
15	60	C	3 Daniel GOUGH	Yamaha TZR 250 - G Force Motorcycles	5	12:11.010	1:18.620	9.011	73.10	2:24.441	4
16	26	C	4 Damian LEE	Yamaha TZR 250 - Leed Autos	5	12:11.110	1:18.720	0.100	73.09	2:24.527	5
17	46	C	5 Kevin MARSHALL	Yamaha TZR 250 -	5	12:24.085	1:31.695	12.975	71.82	2:27.218	5
18	87	C	6 Denise BUTTON	Yamaha TZR 250 -	5	12:26.975	1:34.585	2.890	71.54	2:25.146	5
19	53	C	7 Alan COATES	Yamaha TZR 250 - Clarendon Motorcycles Hull	5	12:28.633	1:36.243	1.658	71.38	2:26.410	5
20	42	C	8 Martin PEARSON	Yamaha TZR 250 - Viking Inspection	5	12:30.043	1:37.653	1.410	71.24	2:26.908	5
21	73	R	1 Colvin TURNER	Yamaha TZR 250 -	5	12:50.328	1:57.938	20.285	69.37	2:29.373	2
22	69	C	9 Mark ELLERAY	Yamaha TZR 250 - Abbot Solutions Ltd	5	13:03.459	2:11.069	13.131	68.21	2:33.989	2
23	67	C	10 Mark BAILEY	Yamaha TZR 250 -	5	13:18.157	2:25.767	14.698	66.95	2:35.753	5
24	65	C	11 Nigel TERRY	Yamaha TZR 250 - NTrap Garage Doors	5	13:19.914	2:27.524	1.757	66.80	2:36.629	2
25	32	C	12 Lorraine ANSON	Yamaha TZR 250 - Wallis & Whalin Racing	5	13:21.792	2:29.402	1.878	66.65	2:37.965	5
26	25	C	13 Stephen WIMBLE	Yamaha TZR 250 -	4	11:33.561	1 Lap	1 Lap	61.64	2:50.411	4
27	41	C	14 Paul BOWLING	Yamaha TDR -	4	11:34.116	1 Lap	0.555	61.59	2:50.290	4

#### NOT CLASSIFIED

DNF	66	C	Neil GRANT	Yamaha TZR2502MA - Merlin Performance	3	7:36.504	2 Laps	1 Lap	70.23	2:22.859	1
DNF	27	C	Richard HAYWARD	Yamaha TZR 250 - Hazel Motors/ Gforce	1	2:42.509	4 Laps	2 Laps	65.76	2:42.509	1
DNF	33	C	Kieran LEWIS	Yamaha TZR 250 - Controls For Doors Ltd/ G Force	1	2:46.026	4 Laps	3.517	64.37	2:46.026	1
DNF	99		Anthony JOHNSON	Yamaha TZR 250 -	0						

#### FASTEST LAP

	24		Scott CARSON	Yamaha TZR 250 - Brian Grays Powerbiking,All Engi	4	2:08.579		83.12 mph		133.77 kph	
	8	C	David BALL	Yamaha TZR 250 - Gardiner Page and Roe pension	2	2:19.150		76.80 mph		123.61 kph	
	73	R	Colvin TURNER	Yamaha TZR 250 -	2	2:29.373		71.55 mph		115.15 kph	

Class - 92.5% of Race Speed = 75.76 mph  
 Class C - 92.5% of Race Speed = 69.89 mph  
 Class R - 92.5% of Race Speed = 64.16 mph

Snetterton 300: 2.9689 miles

Race Distance: 5 Laps / 14.84 miles

Start: 16:58 Flag 17:09 End: 17:11

Weather / Track : Cloudy / Dry

These results are provisional until the conclusion of any judicial and technical matters.

Clerk Of Course :	Stewards :	Timekeeper : Craig Smith
-------------------	------------	--------------------------

Results can be found at [www.tsl-timing.com](http://www.tsl-timing.com)

Printed - 17:14 Saturday, 29 May 2021



# BMCRC - MRO Championships 2021 - Rnd 2 @ Snetterton 300

## DFDS Seaways Yamaha Past Masters

### RACE 14 - LAP CHART

LAP 1 @ 17:00:23.625			LAP 2 @ 17:02:33.369			LAP 3 @ 17:04:43.204			LAP 4 @ 17:06:52.619			LAP 5 @ 17:09:01.296		
NO	BEHIND	LAP TIME	NO	BEHIND	LAP TIME	NO	BEHIND	LAP TIME	NO	BEHIND	LAP TIME	NO	BEHIND	LAP TIME
13		2:14.719	19		2:09.613	19		2:09.835	24		2:08.579	24		2:08.677
19	0.131	2:14.850	13	0.633	2:10.377	13	0.765	2:09.967	41	1 Lap	2:52.232	13	0.700	2:09.203
24	0.989	2:15.708	24	0.710	2:09.465	24	0.836	2:09.961	13	0.174	2:08.824	19	2.087	2:09.985
30	5.834	2:20.553	74	13.005	2:16.108	74	20.023	2:16.853	19	0.779	2:10.194	15	32.594	2:14.939
74	6.641	2:21.360	30	13.418	2:17.328	30	20.360	2:16.777	74	26.255	2:15.647	74	33.461	2:15.883
22	7.981	2:22.700	15	13.758	2:15.451	15	20.433	2:16.510	15	26.332	2:15.314	57	34.924	2:15.893
15	8.051	2:22.770	22	14.380	2:16.143	22	21.142	2:16.597	30	27.485	2:16.540	30	35.582	2:16.774
66	8.140	2:22.859	57	15.577	2:17.007	57	21.334	2:15.592	22	27.629	2:15.902	22	36.458	2:17.506
57	8.314	2:23.033	4	16.141	2:17.500	4	23.186	2:16.880	57	27.708	2:15.789	25	1 Lap	2:50.411
4	8.385	2:23.104	88	19.868	2:18.560	88	28.570	2:18.537	4	31.003	2:17.232	41	1 Lap	2:50.290
88	11.052	2:25.771	29	20.494	2:19.060	29	28.979	2:18.320	29	37.921	2:18.357	4	41.903	2:19.577
29	11.178	2:25.897	8	20.977	2:19.150	8	30.975	2:19.833	88	38.217	2:19.062	29	46.551	2:17.307
8	11.571	2:26.290	100	21.665	2:19.290	100	31.457	2:19.627	100	41.271	2:19.229	88	47.317	2:17.777
100	12.119	2:26.838	72	29.358	2:22.827	72	42.149	2:22.626	8	41.985	2:20.425	100	51.480	2:18.886
72	16.275	2:30.994	26	31.832	2:25.219	60	47.308	2:24.499	72	55.734	2:23.000	8	54.850	2:21.542
26	16.357	2:31.076	60	32.644	2:25.238	26	47.523	2:25.526	60	1:02.334	2:24.441	72	1:09.609	2:22.552
60	17.150	2:31.869	46	36.797	2:27.382	46	54.866	2:27.904	26	1:02.870	2:24.762	60	1:18.620	2:24.963
46	19.159	2:33.878	73	40.422	2:29.373	87	59.619	2:27.400	46	1:13.154	2:27.703	26	1:18.720	2:24.527
73	20.793	2:35.512	87	42.054	2:29.175	42	1:00.456	2:27.706	87	1:18.116	2:27.912	46	1:31.695	2:27.218
87	22.623	2:37.342	42	42.585	2:29.104	53	1:01.327	2:27.818	53	1:18.510	2:26.598	87	1:34.585	2:25.146
42	23.225	2:37.944	53	43.344	2:29.762	73	1:01.685	2:31.098	42	1:19.422	2:28.381	53	1:36.243	2:26.410
53	23.326	2:38.045	66	44.176	2:45.780	66	1:02.206	2:27.865	73	1:31.114	2:38.844	42	1:37.653	2:26.908
65	26.328	2:41.047	69	53.181	2:33.989	69	1:17.424	2:34.078	69	1:43.661	2:35.652	73	1:57.938	2:35.501
27	27.790	2:42.509	65	53.213	2:36.629	65	1:20.523	2:37.145	65	1:53.866	2:42.758	69	2:11.069	2:36.085
69	28.936	2:43.655	32	1:01.260	2:39.162	32	1:30.379	2:38.954	67	1:58.691	2:37.048	67	2:25.767	2:35.753
33	31.307	2:46.026	67	1:02.020	2:40.141	67	1:31.058	2:38.873	32	2:00.114	2:39.150	65	2:27.524	2:42.335
67	31.623	2:46.342	25	1:26.573	2:52.607	25	2:08.852	2:52.114				32	2:29.402	2:37.965
32	31.842	2:46.561	41	1:27.131	2:52.880									
25	43.710	2:58.429												
41	43.995	2:58.714												

Weather / Track : Cloudy / Dry

Results can be found at [www.tsl-timing.com](http://www.tsl-timing.com)

Snetterton 300

Circuit Length = 2.9689 miles

Start: 16:58 Flag 17:09 End: 17:11

Printed - 17:14 Saturday, 29 May 2021

# BMCR - MRO Championships 2021 - Rnd 2 @ Snetterton 300

## DFDS Seaways Yamaha Past Masters

### RACE 14 - SECTOR ANALYSIS



SECTOR 1 = FL to I1, SECTOR 2 = I1 to FL, DIFF = Difference To Personal Best Lap, P = Crossed Finish Line in Pit Lane, D = Time Disallowed

P1 24		Scott CARSON		Yamaha TZR 250 - Brian Grays Powerbiking,All England Diamoi		
IDEAL LAP TIME : 2:08.579		BEST LAP TIME : 2:08.579		DIFFERENCE : 0.000		
LAP	SECTOR 1	SECTOR 2	LAP TIME	MPH	DIFF	TIME OF DAY
1 -		43.287	2:15.708	78.75	7.129	17:00:24.614
2 -	1:26.464	43.001	2:09.465 (3)	82.55	0.886	17:02:34.079
3 -	1:26.732	43.229	2:09.961	82.24	1.382	17:04:44.040
4 -	<b>1:26.110</b>	<b>42.469</b>	<b>2:08.579 (1)</b>	<b>83.12</b>		<b>17:06:52.619</b>
5 -	1:26.174	42.503	2:08.677 (2)	83.06	0.098	17:09:01.296

P2 13		Doug EDMONDSON		Yamaha TZR 250 - Stan Stephens Tuning		
IDEAL LAP TIME : 2:08.665		BEST LAP TIME : 2:08.824		DIFFERENCE : 0.159		
LAP	SECTOR 1	SECTOR 2	LAP TIME	MPH	DIFF	TIME OF DAY
1 -		42.969	2:14.719	79.33	5.895	17:00:23.625
2 -	1:26.800	43.577	2:10.377	81.97	1.553	17:02:34.002
3 -	1:26.715	43.252	2:09.967 (3)	82.23	1.143	17:04:43.969
4 -	1:26.211	<b>42.613</b>	<b>2:08.824 (1)</b>	<b>82.96</b>		<b>17:06:52.793</b>
5 -	<b>1:26.052</b>	43.151	2:09.203 (2)	82.72	0.379	17:09:01.996

P3 19		Peter BRANTON		Yamaha TZR 250 - Exactweld Racing		
IDEAL LAP TIME : 2:09.224		BEST LAP TIME : 2:09.613		DIFFERENCE : 0.389		
LAP	SECTOR 1	SECTOR 2	LAP TIME	MPH	DIFF	TIME OF DAY
1 -		<b>42.650</b>	2:14.850	79.25	5.237	17:00:23.756
2 -	<b>1:26.574</b>	43.039	<b>2:09.613 (1)</b>	<b>82.46</b>		<b>17:02:33.369</b>
3 -	1:27.177	42.658	2:09.835 (2)	82.32	0.222	17:04:43.204
4 -	1:27.513	42.681	2:10.194	82.09	0.581	17:06:53.398
5 -	1:27.231	42.754	2:09.985 (3)	82.22	0.372	17:09:03.383

P4 15		Billy PERKINS		Yamaha TZR 250 - T.w fuggle & son / Ashford tarmac		
IDEAL LAP TIME : 2:14.816		BEST LAP TIME : 2:14.939		DIFFERENCE : 0.123		
LAP	SECTOR 1	SECTOR 2	LAP TIME	MPH	DIFF	TIME OF DAY
1 -		46.045	2:22.770	74.86	7.831	17:00:31.676
2 -	1:30.314	45.137	2:15.451 (3)	78.90	0.512	17:02:47.127
3 -	1:30.976	45.534	2:16.510	78.29	1.571	17:05:03.637
4 -	1:30.528	<b>44.786</b>	2:15.314 (2)	78.98	0.375	17:07:18.951
5 -	<b>1:30.030</b>	44.909	<b>2:14.939 (1)</b>	<b>79.20</b>		<b>17:09:33.890</b>

P5 74		Paul WHITBY		Yamaha TZR 250 - Greybridge Ltd		
IDEAL LAP TIME : 2:15.334		BEST LAP TIME : 2:15.647		DIFFERENCE : 0.313		
LAP	SECTOR 1	SECTOR 2	LAP TIME	MPH	DIFF	TIME OF DAY
1 -		<b>44.994</b>	2:21.360	75.60	5.713	17:00:30.266
2 -	1:31.054	45.054	2:16.108 (3)	78.52	0.461	17:02:46.374
3 -	1:31.551	45.302	2:16.853	78.09	1.206	17:05:03.227
4 -	<b>1:30.340</b>	45.307	<b>2:15.647 (1)</b>	<b>78.79</b>		<b>17:07:18.874</b>
5 -	1:30.740	45.143	2:15.883 (2)	78.65	0.236	17:09:34.757

P6 57		Geoff MOOK		Yamaha TZR 250 -		
IDEAL LAP TIME : 2:15.331		BEST LAP TIME : 2:15.592		DIFFERENCE : 0.261		
LAP	SECTOR 1	SECTOR 2	LAP TIME	MPH	DIFF	TIME OF DAY
1 -		45.564	2:23.033	74.72	7.441	17:00:31.939
2 -	1:31.912	<b>45.095</b>	2:17.007	78.01	1.415	17:02:48.946
3 -	<b>1:30.236</b>	45.356	<b>2:15.592 (1)</b>	<b>78.82</b>		<b>17:05:04.538</b>
4 -	1:30.425	45.364	2:15.789 (2)	78.71	0.197	17:07:20.327
5 -	1:30.454	45.439	2:15.893 (3)	78.65	0.301	17:09:36.220

Weather / Track : Cloudy / Dry

Snetterton 300  
Circuit Length = 2.9689 miles  
Start: 16:58 Flag 17:09 End: 17:11

# BMCR - MRO Championships 2021 - Rnd 2 @ Snetterton 300

## DFDS Seaways Yamaha Past Masters

### RACE 14 - SECTOR ANALYSIS



SECTOR 1 = FL to I1, SECTOR 2 = I1 to FL, DIFF = Difference To Personal Best Lap, P = Crossed Finish Line in Pit Lane, D = Time Disallowed

P7 30		Alan COOPER		Yamaha TZR 250 - twistgrip motorcycles		
IDEAL LAP TIME : 2:15.893		BEST LAP TIME : 2:16.540		DIFFERENCE : 0.647		
LAP	SECTOR 1	SECTOR 2	LAP TIME	MPH	DIFF	TIME OF DAY
1 -		<b>45.024</b>	2:20.553	76.04	4.013	17:00:29.459
2 -	1:31.987	45.341	2:17.328	77.82	0.788	17:02:46.787
3 -	1:31.564	45.213	2:16.777 (3)	78.14	0.237	17:05:03.564
4 -	<b>1:30.869</b>	45.671	<b>2:16.540 (1)</b>	<b>78.27</b>		<b>17:07:20.104</b>
5 -	1:31.228	45.546	2:16.774 (2)	78.14	0.234	17:09:36.878

P8 22		Rik BALLERINI		Yamaha TZR 250 - SCLS LTD, GECKO RACING, CAMBRIDGE		
IDEAL LAP TIME : 2:15.082		BEST LAP TIME : 2:15.902		DIFFERENCE : 0.820		
LAP	SECTOR 1	SECTOR 2	LAP TIME	MPH	DIFF	TIME OF DAY
1 -		45.877	2:22.700	74.89	6.798	17:00:31.606
2 -	1:31.603	<b>44.540</b>	2:16.143 (2)	78.50	0.241	17:02:47.749
3 -	1:30.990	45.607	2:16.597 (3)	78.24	0.695	17:05:04.346
4 -	<b>1:30.542</b>	45.360	<b>2:15.902 (1)</b>	<b>78.64</b>		<b>17:07:20.248</b>
5 -	1:30.993	46.513	2:17.506	77.72	1.604	17:09:37.754

P9 4		Denis HALIL		Yamaha TZR 250 - D & A AUTOS		
IDEAL LAP TIME : 2:16.610		BEST LAP TIME : 2:16.880		DIFFERENCE : 0.270		
LAP	SECTOR 1	SECTOR 2	LAP TIME	MPH	DIFF	TIME OF DAY
1 -		<b>45.452</b>	2:23.104	74.68	6.224	17:00:32.010
2 -	1:31.689	45.811	2:17.500 (3)	77.73	0.620	17:02:49.510
3 -	<b>1:31.158</b>	45.722	<b>2:16.880 (1)</b>	<b>78.08</b>		<b>17:05:06.390</b>
4 -	1:31.659	45.573	2:17.232 (2)	77.88	0.352	17:07:23.622
5 -	1:32.890	46.687	2:19.577	76.57	2.697	17:09:43.199

P10 29		Derek CRIPPS		Yamaha TZR 250 - Kelly Cripps - Team FBR		
IDEAL LAP TIME : 2:17.307		BEST LAP TIME : 2:17.307		DIFFERENCE : 0.000		
LAP	SECTOR 1	SECTOR 2	LAP TIME	MPH	DIFF	TIME OF DAY
1 -		46.373	2:25.897	73.25	8.590	17:00:34.803
2 -	1:32.832	46.228	2:19.060	76.85	1.753	17:02:53.863
3 -	1:32.277	46.043	2:18.320 (2)	77.27	1.013	17:05:12.183
4 -	1:32.613	45.744	2:18.357 (3)	77.25	1.050	17:07:30.540
5 -	<b>1:31.654</b>	<b>45.653</b>	<b>2:17.307 (1)</b>	<b>77.84</b>		<b>17:09:47.847</b>

P11 88		Michael STANLEY		Yamaha TZR 250 -		
IDEAL LAP TIME : 2:17.777		BEST LAP TIME : 2:17.777		DIFFERENCE : 0.000		
LAP	SECTOR 1	SECTOR 2	LAP TIME	MPH	DIFF	TIME OF DAY
1 -		46.350	2:25.771	73.32	7.994	17:00:34.677
2 -	1:32.844	45.716	2:18.560 (3)	77.13	0.783	17:02:53.237
3 -	1:32.819	45.718	2:18.537 (2)	77.14	0.760	17:05:11.774
4 -	1:32.921	46.141	2:19.062	76.85	1.285	17:07:30.836
5 -	<b>1:32.434</b>	<b>45.343</b>	<b>2:17.777 (1)</b>	<b>77.57</b>		<b>17:09:48.613</b>

P12 100		Michael MACE		Yamaha TZR 250 - www.ypmrc.co.uk		
IDEAL LAP TIME : 2:18.644		BEST LAP TIME : 2:18.886		DIFFERENCE : 0.242		
LAP	SECTOR 1	SECTOR 2	LAP TIME	MPH	DIFF	TIME OF DAY
1 -		46.444	2:26.838	72.78	7.952	17:00:35.744
2 -	1:33.133	46.157	2:19.290 (3)	76.73	0.404	17:02:55.034
3 -	1:33.340	46.287	2:19.627	76.54	0.741	17:05:14.661
4 -	1:33.686	<b>45.543</b>	2:19.229 (2)	76.76	0.343	17:07:33.890
5 -	<b>1:33.101</b>	45.785	<b>2:18.886 (1)</b>	<b>76.95</b>		<b>17:09:52.776</b>

Weather / Track : Cloudy / Dry

Snetterton 300  
Circuit Length = 2.9689 miles  
Start: 16:58 Flag 17:09 End: 17:11

# BMCRC - MRO Championships 2021 - Rnd 2 @ Snetterton 300

## DFDS Seaways Yamaha Past Masters

### RACE 14 - SECTOR ANALYSIS



SECTOR 1 = FL to I1, SECTOR 2 = I1 to FL, DIFF = Difference To Personal Best Lap, P = Crossed Finish Line in Pit Lane, D = Time Disallowed

<b>P13 8 C David BALL</b>		Yamaha TZR 250 - Gardiner Page and Roe pension consultants				
IDEAL LAP TIME : 2:19.150		BEST LAP TIME : 2:19.150		DIFFERENCE : 0.000		
LAP	SECTOR 1	SECTOR 2	LAP TIME	MPH	DIFF	TIME OF DAY
1 -		46.870	2:26.290	73.06	7.140	17:00:35.196
2 -	<b>1:32.873</b>	<b>46.277</b>	<b>2:19.150 (1)</b>	<b>76.80</b>		<b>17:02:54.346</b>
3 -	1:33.006	46.827	2:19.833 (2)	76.43	0.683	17:05:14.179
4 -	1:33.882	46.543	2:20.425 (3)	76.11	1.275	17:07:34.604
5 -	1:34.005	47.537	2:21.542	75.51	2.392	17:09:56.146

<b>P14 72 C Chris THAY</b>		Yamaha TZR 250 - Scell-it uk				
IDEAL LAP TIME : 2:22.340		BEST LAP TIME : 2:22.552		DIFFERENCE : 0.212		
LAP	SECTOR 1	SECTOR 2	LAP TIME	MPH	DIFF	TIME OF DAY
1 -		47.945	2:30.994	70.78	8.442	17:00:39.900
2 -	1:35.408	47.419	2:22.827 (3)	74.83	0.275	17:03:02.727
3 -	<b>1:35.279</b>	47.347	2:22.626 (2)	74.93	0.074	17:05:25.353
4 -	1:35.596	47.404	2:23.000	74.74	0.448	17:07:48.353
5 -	1:35.491	<b>47.061</b>	<b>2:22.552 (1)</b>	<b>74.97</b>		<b>17:10:10.905</b>

<b>P15 60 C Daniel GOUGH</b>		Yamaha TZR 250 - G Force Motorcycles				
IDEAL LAP TIME : 2:24.316		BEST LAP TIME : 2:24.441		DIFFERENCE : 0.125		
LAP	SECTOR 1	SECTOR 2	LAP TIME	MPH	DIFF	TIME OF DAY
1 -		48.403	2:31.869	70.37	7.428	17:00:40.775
2 -	1:36.545	48.693	2:25.238	73.59	0.797	17:03:06.013
3 -	1:36.584	<b>47.915</b>	2:24.499 (2)	73.96	0.058	17:05:30.512
4 -	<b>1:36.401</b>	48.040	<b>2:24.441 (1)</b>	<b>73.99</b>		<b>17:07:54.953</b>
5 -	1:36.626	48.337	2:24.963 (3)	73.72	0.522	17:10:19.916

<b>P16 26 C Damian LEE</b>		Yamaha TZR 250 - Leed Autos				
IDEAL LAP TIME : 2:24.161		BEST LAP TIME : 2:24.527		DIFFERENCE : 0.366		
LAP	SECTOR 1	SECTOR 2	LAP TIME	MPH	DIFF	TIME OF DAY
1 -		48.290	2:31.076	70.74	6.549	17:00:39.982
2 -	1:37.323	47.896	2:25.219 (3)	73.59	0.692	17:03:05.201
3 -	1:37.275	48.251	2:25.526	73.44	0.999	17:05:30.727
4 -	1:36.908	<b>47.854</b>	2:24.762 (2)	73.83	0.235	17:07:55.489
5 -	<b>1:36.307</b>	48.220	<b>2:24.527 (1)</b>	<b>73.95</b>		<b>17:10:20.016</b>

<b>P17 46 C Kevin MARSHALL</b>		Yamaha TZR 250 -				
IDEAL LAP TIME : 2:26.165		BEST LAP TIME : 2:27.218		DIFFERENCE : 1.053		
LAP	SECTOR 1	SECTOR 2	LAP TIME	MPH	DIFF	TIME OF DAY
1 -		<b>48.571</b>	2:33.878	69.45	6.660	17:00:42.784
2 -	1:37.957	49.425	2:27.382 (2)	72.51	0.164	17:03:10.166
3 -	1:38.458	49.446	2:27.904	72.26	0.686	17:05:38.070
4 -	1:38.654	49.049	2:27.703 (3)	72.36	0.485	17:08:05.773
5 -	<b>1:37.594</b>	49.624	<b>2:27.218 (1)</b>	<b>72.60</b>		<b>17:10:32.991</b>

<b>P18 87 C Denise BUTTON</b>		Yamaha TZR 250 -				
IDEAL LAP TIME : 2:25.146		BEST LAP TIME : 2:25.146		DIFFERENCE : 0.000		
LAP	SECTOR 1	SECTOR 2	LAP TIME	MPH	DIFF	TIME OF DAY
1 -		49.849	2:37.342	67.92	12.196	17:00:46.248
2 -	1:39.001	50.174	2:29.175	71.64	4.029	17:03:15.423
3 -	1:38.393	49.007	2:27.400 (2)	72.51	2.254	17:05:42.823
4 -	1:38.606	49.306	2:27.912 (3)	72.25	2.766	17:08:10.735
5 -	<b>1:37.008</b>	<b>48.138</b>	<b>2:25.146 (1)</b>	<b>73.63</b>		<b>17:10:35.881</b>

Weather / Track : Cloudy / Dry

Snetterton 300  
Circuit Length = 2.9689 miles  
Start: 16:58 Flag 17:09 End: 17:11



# BMCR - MRO Championships 2021 - Rnd 2 @ Snetterton 300

## DFDS Seaways Yamaha Past Masters

### RACE 14 - SECTOR ANALYSIS



SECTOR 1 = FL to I1, SECTOR 2 = I1 to FL, DIFF = Difference To Personal Best Lap, P = Crossed Finish Line in Pit Lane, D = Time Disallowed

P19 53 C		Alan COATES		Yamaha TZR 250 - Clarendon Motorcycles Hull		
IDEAL LAP TIME : 2:25.945		BEST LAP TIME : 2:26.410		DIFFERENCE : 0.465		
LAP	SECTOR 1	SECTOR 2	LAP TIME	MPH	DIFF	TIME OF DAY
1 -		48.765	2:38.045	67.62	11.635	17:00:46.951
2 -	1:39.729	50.033	2:29.762	71.36	3.352	17:03:16.713
3 -	1:39.117	48.701	2:27.818 (3)	72.30	1.408	17:05:44.531
4 -	1:38.246	<b>48.352</b>	2:26.598 (2)	72.90	0.188	17:08:11.129
5 -	<b>1:37.593</b>	48.817	<b>2:26.410 (1)</b>	<b>73.00</b>		<b>17:10:37.539</b>

P20 42 C		Martin PEARSON		Yamaha TZR 250 - Viking Inspection		
IDEAL LAP TIME : 2:26.316		BEST LAP TIME : 2:26.908		DIFFERENCE : 0.592		
LAP	SECTOR 1	SECTOR 2	LAP TIME	MPH	DIFF	TIME OF DAY
1 -		49.999	2:37.944	67.66	11.036	17:00:46.850
2 -	1:38.901	50.203	2:29.104	71.68	2.196	17:03:15.954
3 -	1:38.428	49.278	2:27.706 (2)	72.36	0.798	17:05:43.660
4 -	1:39.420	<b>48.961</b>	2:28.381 (3)	72.03	1.473	17:08:12.041
5 -	<b>1:37.355</b>	49.553	<b>2:26.908 (1)</b>	<b>72.75</b>		<b>17:10:38.949</b>

P21 73 R		Colvin TURNER		Yamaha TZR 250 -		
IDEAL LAP TIME : 2:27.783		BEST LAP TIME : 2:29.373		DIFFERENCE : 1.590		
LAP	SECTOR 1	SECTOR 2	LAP TIME	MPH	DIFF	TIME OF DAY
1 -		<b>49.061</b>	2:35.512	68.72	6.139	17:00:44.418
2 -	<b>1:38.722</b>	50.651	<b>2:29.373 (1)</b>	<b>71.55</b>		<b>17:03:13.791</b>
3 -	1:41.169	49.929	2:31.098 (2)	70.73	1.725	17:05:44.889
4 -	1:48.190	50.654	2:38.844	67.28	9.471	17:08:23.733
5 -	1:42.304	53.197	2:35.501 (3)	68.73	6.128	17:10:59.234

P22 69 C		Mark ELLERAY		Yamaha TZR 250 - Abbot Solutions Ltd		
IDEAL LAP TIME : 2:33.548		BEST LAP TIME : 2:33.989		DIFFERENCE : 0.441		
LAP	SECTOR 1	SECTOR 2	LAP TIME	MPH	DIFF	TIME OF DAY
1 -		52.350	2:43.655	65.30	9.666	17:00:52.561
2 -	1:42.828	51.161	<b>2:33.989 (1)</b>	<b>69.40</b>		<b>17:03:26.550</b>
3 -	1:43.261	<b>50.817</b>	2:34.078 (2)	69.36	0.089	17:06:00.628
4 -	<b>1:42.731</b>	52.921	2:35.652 (3)	68.66	1.663	17:08:36.280
5 -	1:44.023	52.062	2:36.085	68.47	2.096	17:11:12.365

P23 67 C		Mark BAILEY		Yamaha TZR 250 -		
IDEAL LAP TIME : 2:35.753		BEST LAP TIME : 2:35.753		DIFFERENCE : 0.000		
LAP	SECTOR 1	SECTOR 2	LAP TIME	MPH	DIFF	TIME OF DAY
1 -		53.844	2:46.342	64.25	10.589	17:00:55.248
2 -	1:46.753	53.388	2:40.141	66.74	4.388	17:03:35.389
3 -	1:45.428	53.445	2:38.873 (3)	67.27	3.120	17:06:14.262
4 -	1:44.345	52.703	2:37.048 (2)	68.05	1.295	17:08:51.310
5 -	<b>1:43.210</b>	<b>52.543</b>	<b>2:35.753 (1)</b>	<b>68.62</b>		<b>17:11:27.063</b>

P24 65 C		Nigel TERRY		Yamaha TZR 250 - NTrap Garage Doors		
IDEAL LAP TIME : 2:34.352		BEST LAP TIME : 2:36.629		DIFFERENCE : 2.277		
LAP	SECTOR 1	SECTOR 2	LAP TIME	MPH	DIFF	TIME OF DAY
1 -		<b>50.780</b>	2:41.047 (3)	66.36	4.418	17:00:49.953
2 -	<b>1:43.572</b>	53.057	<b>2:36.629 (1)</b>	<b>68.23</b>		<b>17:03:26.582</b>
3 -	1:44.618	52.527	2:37.145 (2)	68.01	0.516	17:06:03.727
4 -	1:49.220	53.538	2:42.758	65.66	6.129	17:08:46.485
5 -	1:48.481	53.854	2:42.335	65.83	5.706	17:11:28.820

Weather / Track : Cloudy / Dry

Snetterton 300  
Circuit Length = 2.9689 miles  
Start: 16:58 Flag 17:09 End: 17:11

# BMCRG - MRO Championships 2021 - Rnd 2 @ Snetterton 300

## DFDS Seaways Yamaha Past Masters

### RACE 14 - SECTOR ANALYSIS



SECTOR 1 = FL to I1, SECTOR 2 = I1 to FL, DIFF = Difference To Personal Best Lap, P = Crossed Finish Line in Pit Lane, D = Time Disallowed

LAP	SECTOR 1	SECTOR 2	LAP TIME	MPH	DIFF	TIME OF DAY
<b>P25 32 C Lorraine ANSON</b> Yamaha TZR 250 - Wallis & Whalin Racing						
IDEAL LAP TIME : 2:36.951		BEST LAP TIME : 2:37.965		DIFFERENCE : 1.014		
1 -		<b>52.691</b>	2:46.561	64.16	8.596	17:00:55.467
2 -	1:45.490	53.672	2:39.162	67.15	1.197	17:03:34.629
3 -	1:45.174	53.780	2:38.954 (2)	67.24	0.989	17:06:13.583
4 -	1:45.330	53.820	2:39.150 (3)	67.15	1.185	17:08:52.733
5 -	<b>1:44.260</b>	53.705	<b>2:37.965 (1)</b>	<b>67.66</b>		<b>17:11:30.698</b>
<b>P26 25 C Stephen WIMBLE</b> Yamaha TZR 250 -						
IDEAL LAP TIME : 2:50.411		BEST LAP TIME : 2:50.411		DIFFERENCE : 0.000		
1 -		57.583	2:58.429	59.90	8.018	17:01:07.335
2 -	1:55.839	56.768	2:52.607 (3)	61.92	2.196	17:03:59.942
3 -	1:54.740	57.374	2:52.114 (2)	62.09	1.703	17:06:52.056
4 -	<b>1:53.969</b>	<b>56.442</b>	<b>2:50.411 (1)</b>	<b>62.71</b>		<b>17:09:42.467</b>
<b>P27 41 C Paul BOWLING</b> Yamaha TDR -						
IDEAL LAP TIME : 2:50.290		BEST LAP TIME : 2:50.290		DIFFERENCE : 0.000		
1 -		56.846	2:58.714	59.80	8.424	17:01:07.620
2 -	1:55.350	57.530	2:52.880 (3)	61.82	2.590	17:04:00.500
3 -	1:54.435	57.797	2:52.232 (2)	62.05	1.942	17:06:52.732
4 -	<b>1:53.997</b>	<b>56.293</b>	<b>2:50.290 (1)</b>	<b>62.76</b>		<b>17:09:43.022</b>
<b>P28 66 C Neil GRANT</b> Yamaha TZR2502MA - Merlin Performance						
IDEAL LAP TIME : 2:25.328		BEST LAP TIME : 2:22.859		DIFFERENCE : -2.468		
1 -		<b>46.100</b>	<b>2:22.859 (1)</b>	<b>74.81</b>		<b>17:00:31.765</b>
2 -	1:56.012	49.768	2:45.780 (3)	64.47	22.920	17:03:17.545
3 -	<b>1:39.228</b>	48.637	2:27.865 (2)	72.28	5.005	17:05:45.410
<b>P29 27 C Richard HAYWARD</b> Yamaha TZR 250 - Hazel Motors/ Gforce						
IDEAL LAP TIME : 2:47.257		BEST LAP TIME : 2:42.509		DIFFERENCE : -4.747		
1 -		<b>52.938</b>	<b>2:42.509 (1)</b>	<b>65.76</b>		<b>17:00:51.415</b>
<b>P30 33 C Kieran LEWIS</b> Yamaha TZR 250 - Controls For Doors Ltd/ G Force Motorcycles						
IDEAL LAP TIME :		BEST LAP TIME : 2:46.026		DIFFERENCE :		
1 -		<b>52.522</b>	<b>2:46.026 (1)</b>	<b>64.37</b>		<b>17:00:54.932</b>

# BMCRC - MRO Championships 2021 - Rnd 2 @ Snetterton 300

## DFDS Seaways Yamaha Past Masters

### RACE 14 - BEST SECTORS

SECTOR 1			SECTOR 2			IDEAL / BEST COMPARISON						
POS	NO	NAME	TIME	NO	NAME	TIME	POS	NO	NAME	IDEAL	BEST	DIFF
									<b>PERFECT LAP</b>	<b>2:08.521</b>		
1	13	EDMONDSON	1:26.052	24	CARSON	42.469	1	24	CARSON	2:08.579	2:08.579	0.000
2	24	CARSON	1:26.110	13	EDMONDSON	42.613	2	13	EDMONDSON	2:08.665	2:08.824	0.159
3	19	BRANTON	1:26.574	19	BRANTON	42.650	3	19	BRANTON	2:09.224	2:09.613	0.389
4	15	PERKINS	1:30.030	22	BALLERINI	44.540	4	15	PERKINS	2:14.816	2:14.939	0.123
5	57	MOOK	1:30.236	15	PERKINS	44.786	5	22	BALLERINI	2:15.082	2:15.902	0.820
6	74	WHITBY	1:30.340	74	WHITBY	44.994	6	57	MOOK	2:15.331	2:15.592	0.261
7	22	BALLERINI	1:30.542	30	COOPER	45.024	7	74	WHITBY	2:15.334	2:15.647	0.313
8	30	COOPER	1:30.869	57	MOOK	45.095	8	30	COOPER	2:15.893	2:16.540	0.647
9	4	HALIL	1:31.158	88	STANLEY	45.343	9	4	HALIL	2:16.610	2:16.880	0.270
10	29	CRIPPS	1:31.654	4	HALIL	45.452	10	29	CRIPPS	2:17.307	2:17.307	0.000
11	88	STANLEY	1:32.434	100	MACE	45.543	11	88	STANLEY	2:17.777	2:17.777	0.000
12	8	BALL	1:32.873	29	CRIPPS	45.653	12	100	MACE	2:18.644	2:18.886	0.242
13	100	MACE	1:33.101	66	GRANT	46.100	13	8	BALL	2:19.150	2:19.150	0.000
14	72	THAY	1:35.279	8	BALL	46.277	14	72	THAY	2:22.340	2:22.552	0.212
15	26	LEE	1:36.307	72	THAY	47.061	15	26	LEE	2:24.161	2:24.527	0.366
16	60	GOUGH	1:36.401	26	LEE	47.854	16	60	GOUGH	2:24.316	2:24.441	0.125
17	87	BUTTON	1:37.008	60	GOUGH	47.915	17	87	BUTTON	2:25.146	2:25.146	0.000
18	42	PEARSON	1:37.355	87	BUTTON	48.138	18	66	GRANT	2:25.328	2:22.859	-2.468
19	53	COATES	1:37.593	53	COATES	48.352	19	53	COATES	2:25.945	2:26.410	0.465
20	46	MARSHALL	1:37.594	46	MARSHALL	48.571	20	46	MARSHALL	2:26.165	2:27.218	1.053
21	73	TURNER	1:38.722	42	PEARSON	48.961	21	42	PEARSON	2:26.316	2:26.908	0.592
22	66	GRANT	1:39.228	73	TURNER	49.061	22	73	TURNER	2:27.783	2:29.373	1.590
23	69	ELLERAY	1:42.731	65	TERRY	50.780	23	69	ELLERAY	2:33.548	2:33.989	0.441
24	67	BAILEY	1:43.210	69	ELLERAY	50.817	24	65	TERRY	2:34.352	2:36.629	2.277
25	65	TERRY	1:43.572	33	LEWIS	52.522	25	67	BAILEY	2:35.753	2:35.753	0.000
26	32	ANSON	1:44.260	67	BAILEY	52.543	26	32	ANSON	2:36.951	2:37.965	1.014
27	25	WIMBLE	1:53.969	32	ANSON	52.691	27	27	HAYWARD	2:47.257	2:42.509	-4.747
28	41	BOWLING	1:53.997	27	HAYWARD	52.938	28	41	BOWLING	2:50.290	2:50.290	0.000
29	27	HAYWARD	1:54.319	41	BOWLING	56.293	29	25	WIMBLE	2:50.411	2:50.411	0.000
30				25	WIMBLE	56.442	30	33	LEWIS		2:46.026	
31												

Weather / Track : Cloudy / Dry

Results can be found at [www.tsl-timing.com](http://www.tsl-timing.com)

Snetterton 300

Circuit Length = 2.9689 miles

Start: 16:58 Flag 17:09 End: 17:11

Printed - 17:13 Saturday, 29 May 2021

# BMCRC - MRO Championships 2021 - Rnd 2 @ Snetterton 300

## DFDS Seaways Yamaha Past Masters

### RACE 14 - STATISTICS

**Competitors Started** 30  
**Planned Start** 2021-05-29 @ 16:20:00.000  
**Actual Start** 2021-05-29 @ 16:58:08.905  
**Finish Time** 2021-05-29 @ 17:09:01.295  
**Track Length** 2.9689mi.  
**Total Laps** 138  
**Total Distance Covered** 409.7097mi.

#### Session Fastest Lap History

NO	CL	NAME	LAP TIME	TIME OF DAY	LAP	VEHICLE
13		Doug EDMONDSON	<b>2:14.719</b>	17:00:23.632	1	Yamaha TZR 250
19		Peter BRANTON	<b>2:09.613</b>	17:02:33.367	2	Yamaha TZR 250
24		Scott CARSON	<b>2:09.465</b>	17:02:34.079	2	Yamaha TZR 250
24		Scott CARSON	<b>2:08.579</b>	17:06:52.617	4	Yamaha TZR 250

#### Session Leader History

NO	CL	NAME	FROM LAP	LAPS LED	DISTANCE	VEHICLE
13		Doug EDMONDSON	1	1	2.96 miles	Yamaha TZR 250
19		Peter BRANTON	2	2	5.93 miles	Yamaha TZR 250
24		Scott CARSON	4	2	5.93 miles	Yamaha TZR 250

#### Flag History

TYPE	TIME OF DAY
GREEN	16:58:08.905
FINISH	17:09:01.295

#### Flag Statistics

TYPE	COUNT	TOTAL LAPS	TOTAL TIME
Green	1	5	13:26.369
Red	0	0	0.000
Safety Car	0	0	0.000
FCY	0	0	0.000

# BMCRC - MRO Championships 2021 - Rnd 2 @ Snetterton 300

## DFDS Seaways Yamaha Past Masters

### RACE 14 - STATISTICS

CLASS :

12 Starters

#### Fastest Lap History

NO	NAME	LAP TIME	TIME OF DAY	LAP	VEHICLE
13	Doug EDMONDSON	<b>2:14.719</b>	17:00:23.632	1	Yamaha TZR 250
19	Peter BRANTON	<b>2:09.613</b>	17:02:33.367	2	Yamaha TZR 250
24	Scott CARSON	<b>2:09.465</b>	17:02:34.079	2	Yamaha TZR 250
24	Scott CARSON	<b>2:08.579</b>	17:06:52.617	4	Yamaha TZR 250

#### Leader History

NO	NAME	FROM LAP	LAPS LED	DISTANCE	VEHICLE
13	Doug EDMONDSON	1	1	2.96 miles	Yamaha TZR 250
19	Peter BRANTON	2	2	5.93 miles	Yamaha TZR 250
24	Scott CARSON	4	2	5.93 miles	Yamaha TZR 250

# BMCRC - MRO Championships 2021 - Rnd 2 @ Snetterton 300

## DFDS Seaways Yamaha Past Masters

### RACE 14 - STATISTICS

**CLASS : C**

17 Starters

#### Fastest Lap History

NO	NAME	LAP TIME	TIME OF DAY	LAP	VEHICLE
66	Neil GRANT	2:22.859	17:00:31.786	1	Yamaha TZR2502MA
8	David BALL	2:19.150	17:02:54.366	2	Yamaha TZR 250

#### Leader History

NO	NAME	FROM LAP	LAPS LED	DISTANCE	VEHICLE
66	Neil GRANT	1	1	2.96 miles	Yamaha TZR2502MA
8	David BALL	2	4	11.87 miles	Yamaha TZR 250

# BMCRC - MRO Championships 2021 - Rnd 2 @ Snetterton 300

## DFDS Seaways Yamaha Past Masters

### RACE 14 - STATISTICS

**CLASS : R**

1 Starters

#### Fastest Lap History

NO	NAME	LAP TIME	TIME OF DAY	LAP	VEHICLE
73	Colvin TURNER	<b>2:35.512</b>	17:00:44.445	1	Yamaha TZR 250
73	Colvin TURNER	<b>2:29.373</b>	17:03:13.817	2	Yamaha TZR 250

#### Leader History

NO	NAME	FROM LAP	LAPS LED	DISTANCE	VEHICLE
73	Colvin TURNER	1	5	14.84 miles	Yamaha TZR 250

**BMCRC - MRO Championships 2021 - Rnd 2 @ Snetterton 300**
**DFDS Seaways Yamaha Past Masters**
**RACE 4 - GRID (7 Laps)**

ROW 11	33		32		31	<b>99</b> Anthony JOHNSON			
ROW 10	2:50.411	30	<b>25</b> Stephen WIMBLE	2:50.290	29	<b>41</b> Paul BOWLING	2:46.026	28	<b>33</b> Kieran LEWIS
ROW 9	2:42.509	27	<b>27</b> Richard HAYWARD	2:37.965	26	<b>32</b> Lorraine ANSON	2:36.629	25	<b>65</b> Nigel TERRY
ROW 8	2:35.753	24	<b>67</b> Mark BAILEY	2:33.989	23	<b>69</b> Mark ELLERAY	2:29.373	22	<b>73</b> Colvin TURNER
ROW 7	2:27.218	21	<b>46</b> Kevin MARSHALL	2:26.908	20	<b>42</b> Martin PEARSON	2:26.410	19	<b>53</b> Alan COATES
ROW 6	2:25.146	18	<b>87</b> Denise BUTTON	2:24.527	17	<b>26</b> Damian LEE	2:24.441	16	<b>60</b> Daniel GOUGH
ROW 5	2:22.859	15	<b>66</b> Neil GRANT	2:22.552	14	<b>72</b> Chris THAY	2:19.150	13	<b>8</b> David BALL
ROW 4	2:18.886	12	<b>100</b> Michael MACE	2:17.777	11	<b>88</b> Michael STANLEY	2:17.307	10	<b>29</b> Derek CRIPPS
ROW 3	2:16.880	9	<b>4</b> Denis HALIL	2:16.540	8	<b>30</b> Alan COOPER	2:15.902	7	<b>22</b> Rik BALLERINI
ROW 2	2:15.647	6	<b>74</b> Paul WHITBY	2:15.592	5	<b>57</b> Geoff MOOK	2:14.939	4	<b>15</b> Billy PERKINS
ROW 1	2:09.613	3	<b>19</b> Peter BRANTON	2:08.824	2	<b>13</b> Doug EDMONDSON	2:08.579	1	<b>24</b> Scott CARSON
									<b>Pole</b>

Snetterton 300

Circuit Length = 2.9689 miles

These results are provisional until the conclusion of any judicial and technical matters.

Clerk Of Course :	Stewards :	Timekeeper : Craig Smith
-------------------	------------	--------------------------

 Results can be found at [www.tsl-timing.com](http://www.tsl-timing.com)

Printed - 17:15 Saturday, 29 May 2021





# BMCRC - MRO Championships 2021 - Rnd 2 @ Snetterton 300

## DFDS Seaways Yamaha Past Masters

### RACE 4 - CLASSIFICATION

POS	NO	CL	PIC NAME	ENTRY	LAPS	TIME	GAP	DIFF	MPH	BEST	ON
1	24		1 Scott CARSON	Yamaha TZR 250 - Brian Grays Powerbiking,All Eng	7	15:17.228			81.56	2:08.866	2
2	13		2 Doug EDMONDSON	Yamaha TZR 250 - Stan Stephens Tuning	7	15:33.278	16.050	16.050	80.16	2:11.484	2
3	22		3 Rik BALLERINI	Yamaha TZR 250 - SCLS LTD, GECKO RACING, C	7	15:44.796	27.568	11.518	79.18	2:12.277	4
4	15		4 Billy PERKINS	Yamaha TZR 250 - T.w fuggle & son / Ashford tarma	7	15:44.861	27.633	0.065	79.18	2:13.278	5
5	74		5 Paul WHITBY	Yamaha TZR 250 - Greybridge Ltd	7	15:45.321	28.093	0.460	79.14	2:13.117	4
6	30		6 Alan COOPER	Yamaha TZR 250 - twistgrip motorcycles	7	15:48.759	31.531	3.438	78.85	2:13.868	4
7	57		7 Geoff MOOK	Yamaha TZR 250 -	7	15:48.806	31.578	0.047	78.85	2:13.795	4
8	4		8 Denis HALIL	Yamaha TZR 250 - D & A AUTOS	7	16:03.698	46.470	14.892	77.63	2:15.772	2
9	88		9 Michael STANLEY	Yamaha TZR 250 -	7	16:04.028	46.800	0.330	77.60	2:14.866	7
10	27	C	1 Richard HAYWARD	Yamaha TZR 250 - Hazel Motors/ Gforce	7	16:18.826	1:01.598	14.798	76.43	2:18.173	6
11	72	C	2 Chris THAY	Yamaha TZR 250 - Scell-it uk	7	16:19.060	1:01.832	0.234	76.41	2:17.102	7
12	100		10 Michael MACE	Yamaha TZR 250 - www.ypmrc.co.uk	7	16:20.178	1:02.950	1.118	76.32	2:18.336	7
13	26	C	3 Damian LEE	Yamaha TZR 250 - Leed Autos	7	17:03.211	1:45.983	43.033	73.11	2:23.592	4
14	53	C	4 Alan COATES	Yamaha TZR 250 - Clarendon Motorcycles Hull	7	17:06.024	1:48.796	2.813	72.91	2:22.973	7
15	46	C	5 Kevin MARSHALL	Yamaha TZR 250 -	7	17:25.217	2:07.989	19.193	71.57	2:25.251	7
16	42	C	6 Martin PEARSON	Yamaha TZR 250 - Viking Inspection	7	17:27.001	2:09.773	1.784	71.45	2:26.765	5
17	73	R	1 Colvin TURNER	Yamaha TZR 250 -	6	15:24.414	1 Lap	1 Lap	69.37	2:30.814	2
18	33	C	7 Kieran LEWIS	Yamaha TZR 250 - Controls For Doors Ltd/ G Force	6	15:33.337	1 Lap	8.923	68.70	2:31.255	5
19	67	C	8 Mark BAILEY	Yamaha TZR 250 -	6	15:48.470	1 Lap	15.133	67.61	2:35.507	5
20	65	C	9 Nigel TERRY	Yamaha TZR 250 - NTrap Garage Doors	6	15:49.910	1 Lap	1.440	67.51	2:35.821	5
21	32	C	10 Lorraine ANSON	Yamaha TZR 250 - Wallis & Whalin Racing	6	16:14.852	1 Lap	24.942	65.78	2:40.545	5
22	41	C	11 Paul BOWLING	Yamaha TDR -	6	16:56.829	1 Lap	41.977	63.06	2:47.084	6
23	25	C	12 Stephen WIMBLE	Yamaha TZR 250 -	6	17:14.009	1 Lap	17.180	62.01	2:47.672	4

#### NOT CLASSIFIED

DNF	29		Derek CRIPPS	Yamaha TZR 250 - Kelly Cripps - Team FBR	6	14:07.755	1 Lap		75.64	2:19.062	4
DNF	8	C	David BALL	Yamaha TZR 250 - Gardiner Page and Roe pension	5	11:41.724	2 Laps	1 Lap	76.15	2:18.724	5
DNF	99		Anthony JOHNSON	Yamaha TZR 250 -	5	11:45.742	2 Laps	4.018	75.72	2:17.608	3
DNF	69	C	Mark ELLERAY	Yamaha TZR 250 - Abbot Solutions Ltd	4	10:17.135	3 Laps	1 Lap	69.27	2:31.379	4
DNF	66	C	Neil GRANT	Yamaha TZR2502MA - Merlin Performance	1	2:38.181	6 Laps	3 Laps	67.56	2:38.181	1
DNF	19		Peter BRANTON	Yamaha TZR 250 - Exactweld Racing	0						
DNF	60	C	Daniel GOUGH	Yamaha TZR 250 - G Force Motorcycles	0						

#### FASTEST LAP

24			Scott CARSON	Yamaha TZR 250 - Brian Grays Powerbiking,All Eng	2	2:08.866		82.93 mph		133.47 kph	
72	C		Chris THAY	Yamaha TZR 250 - Scell-it uk	7	2:17.102		77.95 mph		125.45 kph	
73	R		Colvin TURNER	Yamaha TZR 250 -	2	2:30.814		70.86 mph		114.05 kph	

Class - 92.5% of Race Speed = 75.44 mph  
 Class C - 92.5% of Race Speed = 70.69 mph  
 Class R - 92.5% of Race Speed = 64.16 mph

Snetterton 300: 2.9689 miles

Race Distance: 7 Laps / 20.78 miles

Start: 10:44 Flag 10:59 End: 11:01

Weather / Track : Sunny / Dry

These results are provisional until the conclusion of any judicial and technical matters.

Clerk Of Course :	Stewards :	Timekeeper : Craig Smith
-------------------	------------	--------------------------

Results can be found at [www.tsl-timing.com](http://www.tsl-timing.com)

Printed - 11:02 Sunday, 30 May 2021



# BMCRC - MRO Championships 2021 - Rnd 2 @ Snetterton 300

## DFDS Seaways Yamaha Past Masters

### RACE 4 - LAP CHART

#### LAP 1 @ 10:46:36.772

NO	BEHIND	LAP TIME
24		2:14.243
13	1.515	2:15.758
22	5.673	2:19.916
15	6.062	2:20.305
74	6.454	2:20.697
57	7.527	2:21.770
30	7.550	2:21.793
4	8.959	2:23.202
8	11.041	2:25.284
88	11.162	2:25.405
29	11.686	2:25.929
100	12.470	2:26.713
27	13.430	2:27.673
72	13.888	2:28.131
99	14.415	2:28.658
26	20.683	2:34.926
53	21.082	2:35.325
46	23.640	2:37.883
66	23.938	2:38.181
42	25.795	2:40.038
69	26.313	2:40.556
73	27.146	2:41.389
65	30.671	2:44.914
33	31.784	2:46.027
67	31.904	2:46.147
32	34.834	2:49.077
25	39.584	2:53.827
41	41.057	2:55.300

#### LAP 2 @ 10:48:45.638

NO	BEHIND	LAP TIME
24		2:08.866
13	4.133	2:11.484
22	11.052	2:14.245
15	11.693	2:14.497
74	12.633	2:15.045
57	13.434	2:14.773
30	13.749	2:15.065
4	15.865	2:15.772
88	19.458	2:17.162
8	21.640	2:19.465
100	22.181	2:18.577
29	22.276	2:19.456
27	22.901	2:18.337
72	22.995	2:17.973
99	24.529	2:18.980
26	35.961	2:24.144
53	37.006	2:24.790
46	43.268	2:28.494
42	45.458	2:28.529
73	49.094	2:30.814
69	49.792	2:32.345
33	58.528	2:35.610
65	58.566	2:36.761
67	58.571	2:35.533
32	1:08.219	2:42.251
41	1:19.745	2:47.554
25	1:21.255	2:50.537

#### LAP 3 @ 10:50:55.122

NO	BEHIND	LAP TIME
24		2:09.484
13	6.488	2:11.839
15	15.612	2:13.403
22	16.217	2:14.649
74	16.970	2:13.821
57	18.393	2:14.443
30	18.502	2:14.237
4	22.888	2:16.507
88	27.010	2:17.036
100	31.288	2:18.591
8	31.388	2:19.232
72	32.149	2:18.638
29	32.294	2:19.502
27	32.326	2:18.909
99	32.653	2:17.608
53	51.477	2:23.955
26	51.541	2:25.064
46	1:03.377	2:29.593
42	1:04.148	2:28.174
73	1:12.901	2:33.291
69	1:13.163	2:32.855
33	1:23.487	2:34.443
65	1:25.359	2:36.277
67	1:25.421	2:36.334
32	1:39.928	2:41.193
41	1:58.535	2:48.274
25	2:00.197	2:48.426

#### LAP 4 @ 10:53:05.172

NO	BEHIND	LAP TIME
24		2:10.050
13	8.293	2:11.855
22	18.444	2:12.277
15	19.076	2:13.514
74	20.037	2:13.117
57	22.138	2:13.795
30	22.320	2:13.868
4	30.262	2:17.424
88	33.405	2:16.445
8	40.357	2:19.019
100	40.517	2:19.279
72	40.769	2:18.670
27	41.229	2:18.953
29	41.306	2:19.062
99	41.908	2:19.305
26	1:05.083	2:23.592
53	1:09.754	2:28.327
46	1:21.082	2:27.755
42	1:21.579	2:27.481
69	1:34.492	2:31.379
73	1:34.752	2:31.901
33	1:45.907	2:32.470
67	1:52.505	2:37.134
65	1:53.013	2:37.704

#### LAP 5 @ 10:55:15.476

NO	BEHIND	LAP TIME
24		2:10.304
32	1 Lap	2:41.126
13	10.360	2:12.371
15	22.050	2:13.278

22	22.667	2:14.527
74	23.549	2:13.816
30	27.002	2:14.986
57	27.057	2:15.223
25	1 Lap	2:47.672
41	1 Lap	2:50.765
4	37.138	2:17.180
88	39.529	2:16.428
8	48.777	2:18.724
100	48.849	2:18.636
27	49.206	2:18.281
72	49.953	2:19.488
29	50.357	2:19.355
99	52.795	2:21.191
26	1:18.867	2:24.088
53	1:24.322	2:24.872
42	1:38.040	2:26.765
46	1:38.824	2:28.046
73	1:56.785	2:32.337
33	2:06.858	2:31.255

#### LAP 6 @ 10:57:27.072

NO	BEHIND	LAP TIME
24		2:11.596
67	1 Lap	2:35.507
65	1 Lap	2:35.821
13	11.973	2:13.209
15	23.840	2:13.386
22	24.471	2:13.400
74	25.953	2:14.000
57	29.546	2:14.085
32	1 Lap	2:40.545
30	29.687	2:14.281
4	42.316	2:16.774
88	44.619	2:16.686
27	55.783	2:18.173
100	57.299	2:20.046
72	57.415	2:19.058
29	1:03.212	2:24.451
41	1 Lap	2:47.852
25	1 Lap	3:01.302
26	1:32.122	2:24.851
53	1:38.508	2:25.782
42	1:54.094	2:27.650
46	1:55.423	2:28.195

#### LAP 7 @ 10:59:39.757

NO	BEHIND	LAP TIME
24		2:12.685
73	1 Lap	2:34.682
13	16.050	2:16.762
33	1 Lap	2:33.532
22	27.568	2:15.782
15	27.633	2:16.478
74	28.093	2:14.825
67	1 Lap	2:37.815
30	31.531	2:14.529
57	31.578	2:14.717
65	1 Lap	2:38.433
4	46.470	2:16.839
88	46.800	2:14.866
32	1 Lap	2:40.660
27	1:01.598	2:18.500
72	1:01.832	2:17.102

100	1:02.950	2:18.336
41	1 Lap	2:47.084
26	1:45.983	2:26.546
53	1:48.796	2:22.973
25	1 Lap	2:52.245
46	2:07.989	2:25.251
42	2:09.773	2:28.364

Weather / Track : Sunny / Dry

Results can be found at [www.tsl-timing.com](http://www.tsl-timing.com)

Snetterton 300  
 Circuit Length = 2.9689 miles  
 Start: 10:44 Flag 10:59 End: 11:01

Printed - 11:02 Sunday, 30 May 2021

# BMCR - MRO Championships 2021 - Rnd 2 @ Snetterton 300

## DFDS Seaways Yamaha Past Masters

### RACE 4 - SECTOR ANALYSIS



SECTOR 1 = FL to I1, SECTOR 2 = I1 to FL, DIFF = Difference To Personal Best Lap, P = Crossed Finish Line in Pit Lane, D = Time Disallowed

<b>P1 24</b>		<b>Scott CARSON</b>		Yamaha TZR 250 - Brian Grays Powerbiking, All England Diamoi		
IDEAL LAP TIME : 2:08.866		BEST LAP TIME : 2:08.866		DIFFERENCE : 0.000		
LAP	SECTOR 1	SECTOR 2	LAP TIME	MPH	DIFF	TIME OF DAY
1 -		42.605	2:14.243	79.61	5.377	10:46:36.772
2 -	<b>1:26.361</b>	<b>42.505</b>	<b>2:08.866 (1)</b>	<b>82.93</b>		<b>10:48:45.638</b>
3 -	1:26.409	43.075	2:09.484 (2)	82.54	0.618	10:50:55.122
4 -	1:26.813	43.237	2:10.050 (3)	82.18	1.184	10:53:05.172
5 -	1:27.217	43.087	2:10.304	82.02	1.438	10:55:15.476
6 -	1:27.310	44.286	2:11.596	81.21	2.730	10:57:27.072
7 -	1:28.549	44.136	2:12.685	80.55	3.819	10:59:39.757

<b>P2 13</b>		<b>Doug EDMONDSON</b>		Yamaha TZR 250 - Stan Stephens Tuning		
IDEAL LAP TIME : 2:11.188		BEST LAP TIME : 2:11.484		DIFFERENCE : 0.296		
LAP	SECTOR 1	SECTOR 2	LAP TIME	MPH	DIFF	TIME OF DAY
1 -		<b>43.320</b>	2:15.758	78.72	4.274	10:46:38.287
2 -	<b>1:27.868</b>	43.616	<b>2:11.484 (1)</b>	<b>81.28</b>		<b>10:48:49.771</b>
3 -	1:28.156	43.683	2:11.839 (2)	81.06	0.355	10:51:01.610
4 -	1:28.419	43.436	2:11.855 (3)	81.05	0.371	10:53:13.465
5 -	1:28.842	43.529	2:12.371	80.74	0.887	10:55:25.836
6 -	1:28.802	44.407	2:13.209	80.23	1.725	10:57:39.045
7 -	1:29.845	46.917	2:16.762	78.15	5.278	10:59:55.807

<b>P3 22</b>		<b>Rik BALLERINI</b>		Yamaha TZR 250 - SCLS LTD, GECKO RACING, CAMBRIDGE		
IDEAL LAP TIME : 2:11.911		BEST LAP TIME : 2:12.277		DIFFERENCE : 0.366		
LAP	SECTOR 1	SECTOR 2	LAP TIME	MPH	DIFF	TIME OF DAY
1 -		44.309	2:19.916	76.38	7.639	10:46:42.445
2 -	1:30.348	43.897	2:14.245 (3)	79.61	1.968	10:48:56.690
3 -	1:30.165	44.484	2:14.649	79.37	2.372	10:51:11.339
4 -	1:29.052	<b>43.225</b>	<b>2:12.277 (1)</b>	<b>80.80</b>		<b>10:53:23.616</b>
5 -	1:30.015	44.512	2:14.527	79.44	2.250	10:55:38.143
6 -	1:29.560	43.840	2:13.400 (2)	80.12	1.123	10:57:51.543
7 -	<b>1:28.686</b>	47.096	2:15.782	78.71	3.505	11:00:07.325

<b>P4 15</b>		<b>Billy PERKINS</b>		Yamaha TZR 250 - T.w fuggle & son / Ashford tarmac		
IDEAL LAP TIME : 2:13.041		BEST LAP TIME : 2:13.278		DIFFERENCE : 0.237		
LAP	SECTOR 1	SECTOR 2	LAP TIME	MPH	DIFF	TIME OF DAY
1 -		44.614	2:20.305	76.17	7.027	10:46:42.834
2 -	1:29.967	44.530	2:14.497	79.46	1.219	10:48:57.331
3 -	1:29.249	44.154	2:13.403 (3)	80.11	0.125	10:51:10.734
4 -	1:29.569	<b>43.945</b>	2:13.514	80.05	0.236	10:53:24.248
5 -	1:29.303	43.975	<b>2:13.278 (1)</b>	<b>80.19</b>		<b>10:55:37.526</b>
6 -	<b>1:29.096</b>	44.290	2:13.386 (2)	80.12	0.108	10:57:50.912
7 -	1:29.454	47.024	2:16.478	78.31	3.200	11:00:07.390

<b>P5 74</b>		<b>Paul WHITBY</b>		Yamaha TZR 250 - Greybridge Ltd		
IDEAL LAP TIME : 2:12.939		BEST LAP TIME : 2:13.117		DIFFERENCE : 0.178		
LAP	SECTOR 1	SECTOR 2	LAP TIME	MPH	DIFF	TIME OF DAY
1 -		45.001	2:20.697	75.96	7.580	10:46:43.226
2 -	1:29.821	45.224	2:15.045	79.14	1.928	10:48:58.271
3 -	1:29.341	44.480	2:13.821 (3)	79.86	0.704	10:51:12.092
4 -	1:28.890	<b>44.227</b>	<b>2:13.117 (1)</b>	<b>80.29</b>		<b>10:53:25.209</b>
5 -	<b>1:28.712</b>	45.104	2:13.816 (2)	79.87	0.699	10:55:39.025
6 -	1:29.108	44.892	2:14.000	79.76	0.883	10:57:53.025
7 -	1:29.419	45.406	2:14.825	79.27	1.708	11:00:07.850

Weather / Track : Sunny / Dry

Snetterton 300

Circuit Length = 2.9689 miles

Start: 10:44 Flag 10:59 End: 11:01

# BMCRC - MRO Championships 2021 - Rnd 2 @ Snetterton 300

## DFDS Seaways Yamaha Past Masters

### RACE 4 - SECTOR ANALYSIS



SECTOR 1 = FL to I1, SECTOR 2 = I1 to FL, DIFF = Difference To Personal Best Lap, P = Crossed Finish Line in Pit Lane, D = Time Disallowed

<b>P6 30</b>		<b>Alan COOPER</b>		Yamaha TZR 250 - twistgrip motorcycles		
IDEAL LAP TIME : 2:13.139		BEST LAP TIME : 2:13.868		DIFFERENCE : 0.729		
LAP	SECTOR 1	SECTOR 2	LAP TIME	MPH	DIFF	TIME OF DAY
1 -		44.684	2:21.793	75.37	7.925	10:46:44.322
2 -	1:30.369	44.696	2:15.065	79.13	1.197	10:48:59.387
3 -	1:29.524	44.713	2:14.237 (2)	79.62	0.369	10:51:13.624
<b>4 -</b>	<b>1:29.776</b>	<b>44.092</b>	<b>2:13.868 (1)</b>	<b>79.84</b>		<b>10:53:27.492</b>
5 -	1:29.825	45.161	2:14.986	79.17	1.118	10:55:42.478
6 -	1:29.925	44.356	2:14.281 (3)	79.59	0.413	10:57:56.759
7 -	<b>1:29.047</b>	45.482	2:14.529	79.44	0.661	11:00:11.288

<b>P7 57</b>		<b>Geoff MOOK</b>		Yamaha TZR 250 -		
IDEAL LAP TIME : 2:13.446		BEST LAP TIME : 2:13.795		DIFFERENCE : 0.349		
LAP	SECTOR 1	SECTOR 2	LAP TIME	MPH	DIFF	TIME OF DAY
1 -		45.096	2:21.770	75.39	7.975	10:46:44.299
2 -	1:29.910	44.863	2:14.773	79.30	0.978	10:48:59.072
3 -	1:29.800	44.643	2:14.443 (3)	79.49	0.648	10:51:13.515
<b>4 -</b>	<b>1:29.273</b>	<b>44.522</b>	<b>2:13.795 (1)</b>	<b>79.88</b>		<b>10:53:27.310</b>
5 -	1:29.873	45.350	2:15.223	79.04	1.428	10:55:42.533
6 -	1:29.014	45.071	2:14.085 (2)	79.71	0.290	10:57:56.618
7 -	<b>1:28.924</b>	45.793	2:14.717	79.33	0.922	11:00:11.335

<b>P8 4</b>		<b>Denis HALIL</b>		Yamaha TZR 250 - D & A AUTOS		
IDEAL LAP TIME : 2:15.465		BEST LAP TIME : 2:15.772		DIFFERENCE : 0.307		
LAP	SECTOR 1	SECTOR 2	LAP TIME	MPH	DIFF	TIME OF DAY
1 -		45.150	2:23.202	74.63	7.430	10:46:45.731
<b>2 -</b>	<b>1:30.409</b>	45.363	<b>2:15.772 (1)</b>	<b>78.72</b>		<b>10:49:01.503</b>
3 -	1:31.052	45.455	2:16.507 (2)	78.29	0.735	10:51:18.010
4 -	1:31.744	45.680	2:17.424	77.77	1.652	10:53:35.434
5 -	1:31.929	45.251	2:17.180	77.91	1.408	10:55:52.614
6 -	1:31.718	<b>45.056</b>	2:16.774 (3)	78.14	1.002	10:58:09.388
7 -	1:31.198	45.641	2:16.839	78.10	1.067	11:00:26.227

<b>P9 88</b>		<b>Michael STANLEY</b>		Yamaha TZR 250 -		
IDEAL LAP TIME : 2:14.866		BEST LAP TIME : 2:14.866		DIFFERENCE : 0.000		
LAP	SECTOR 1	SECTOR 2	LAP TIME	MPH	DIFF	TIME OF DAY
1 -		46.424	2:25.405	73.50	10.539	10:46:47.934
2 -	1:31.934	45.228	2:17.162	77.92	2.296	10:49:05.096
3 -	1:31.970	45.066	2:17.036	77.99	2.170	10:51:22.132
4 -	1:31.704	44.741	2:16.445 (3)	78.33	1.579	10:53:38.577
5 -	1:31.429	44.999	2:16.428 (2)	78.34	1.562	10:55:55.005
6 -	1:31.838	44.848	2:16.686	78.19	1.820	10:58:11.691
7 -	<b>1:30.676</b>	<b>44.190</b>	<b>2:14.866 (1)</b>	<b>79.24</b>		<b>11:00:26.557</b>

<b>P10 27 C</b>		<b>Richard HAYWARD</b>		Yamaha TZR 250 - Hazel Motors/ Gforce		
IDEAL LAP TIME : 2:17.011		BEST LAP TIME : 2:18.173		DIFFERENCE : 1.162		
LAP	SECTOR 1	SECTOR 2	LAP TIME	MPH	DIFF	TIME OF DAY
1 -		46.389	2:27.673	72.37	9.500	10:46:50.202
2 -	1:32.283	46.054	2:18.337 (3)	77.26	0.164	10:49:08.539
3 -	1:32.111	46.798	2:18.909	76.94	0.736	10:51:27.448
4 -	1:32.763	46.190	2:18.953	76.91	0.780	10:53:46.401
5 -	1:32.658	<b>45.623</b>	2:18.281 (2)	77.29	0.108	10:56:04.682
<b>6 -</b>	<b>1:31.834</b>	46.339	<b>2:18.173 (1)</b>	<b>77.35</b>		<b>10:58:22.855</b>
7 -	<b>1:31.388</b>	47.112	2:18.500	77.17	0.327	11:00:41.355

Weather / Track : Sunny / Dry

Snetterton 300  
Circuit Length = 2.9689 miles  
Start: 10:44 Flag 10:59 End: 11:01

# BMCRC - MRO Championships 2021 - Rnd 2 @ Snetterton 300

## DFDS Seaways Yamaha Past Masters

### RACE 4 - SECTOR ANALYSIS



SECTOR 1 = FL to I1, SECTOR 2 = I1 to FL, DIFF = Difference To Personal Best Lap, P = Crossed Finish Line in Pit Lane, D = Time Disallowed

P11 72 C		Chris THAY		Yamaha TZR 250 - Scell-it uk		
IDEAL LAP TIME : 2:16.983		BEST LAP TIME : 2:17.102		DIFFERENCE : 0.119		
LAP	SECTOR 1	SECTOR 2	LAP TIME	MPH	DIFF	TIME OF DAY
1 -		46.565	2:28.131	72.15	11.029	10:46:50.660
2 -	1:31.902	46.071	2:17.973 (2)	77.46	0.871	10:49:08.633
3 -	1:32.224	46.414	2:18.638 (3)	77.09	1.536	10:51:27.271
4 -	1:32.149	46.521	2:18.670	77.07	1.568	10:53:45.941
5 -	1:33.215	46.273	2:19.488	76.62	2.386	10:56:05.429
6 -	<b>1:31.601</b>	47.457	2:19.058	76.86	1.956	10:58:24.487
7 -	1:31.720	<b>45.382</b>	<b>2:17.102 (1)</b>	<b>77.95</b>		<b>11:00:41.589</b>

P12 100		Michael MACE		Yamaha TZR 250 - www.ypmrc.co.uk		
IDEAL LAP TIME : 2:17.905		BEST LAP TIME : 2:18.336		DIFFERENCE : 0.431		
LAP	SECTOR 1	SECTOR 2	LAP TIME	MPH	DIFF	TIME OF DAY
1 -		45.788	2:26.713	72.85	8.377	10:46:49.242
2 -	1:32.475	46.102	2:18.577 (2)	77.12	0.241	10:49:07.819
3 -	1:32.615	45.976	2:18.591 (3)	77.11	0.255	10:51:26.410
4 -	1:33.121	46.158	2:19.279	76.73	0.943	10:53:45.689
5 -	1:32.930	<b>45.706</b>	2:18.636	77.09	0.300	10:56:04.325
6 -	1:32.930	47.116	2:20.046	76.31	1.710	10:58:24.371
7 -	<b>1:32.199</b>	46.137	<b>2:18.336 (1)</b>	<b>77.26</b>		<b>11:00:42.707</b>

P13 26 C		Damian LEE		Yamaha TZR 250 - Leed Autos		
IDEAL LAP TIME : 2:23.370		BEST LAP TIME : 2:23.592		DIFFERENCE : 0.222		
LAP	SECTOR 1	SECTOR 2	LAP TIME	MPH	DIFF	TIME OF DAY
1 -		48.651	2:34.926	68.98	11.334	10:46:57.455
2 -	1:36.433	<b>47.711</b>	2:24.144 (3)	74.14	0.552	10:49:21.599
3 -	1:36.044	49.020	2:25.064	73.67	1.472	10:51:46.663
4 -	<b>1:35.659</b>	47.933	<b>2:23.592 (1)</b>	<b>74.43</b>		<b>10:54:10.255</b>
5 -	1:35.670	48.418	2:24.088 (2)	74.17	0.496	10:56:34.343
6 -	1:36.054	48.797	2:24.851	73.78	1.259	10:58:59.194
7 -	1:37.509	49.037	2:26.546	72.93	2.954	11:01:25.740

P14 53 C		Alan COATES		Yamaha TZR 250 - Clarendon Motorcycles Hull		
IDEAL LAP TIME : 2:22.973		BEST LAP TIME : 2:22.973		DIFFERENCE : 0.000		
LAP	SECTOR 1	SECTOR 2	LAP TIME	MPH	DIFF	TIME OF DAY
1 -		48.778	2:35.325	68.81	12.352	10:46:57.854
2 -	1:36.727	48.063	2:24.790 (3)	73.81	1.817	10:49:22.644
3 -	1:36.112	47.843	2:23.955 (2)	74.24	0.982	10:51:46.599
4 -	1:40.148	48.179	2:28.327	72.05	5.354	10:54:14.926
5 -	1:36.939	47.933	2:24.872	73.77	1.899	10:56:39.798
6 -	1:37.811	47.971	2:25.782	73.31	2.809	10:59:05.580
7 -	<b>1:35.673</b>	<b>47.300</b>	<b>2:22.973 (1)</b>	<b>74.75</b>		<b>11:01:28.553</b>

P15 46 C		Kevin MARSHALL		Yamaha TZR 250 -		
IDEAL LAP TIME : 2:25.251		BEST LAP TIME : 2:25.251		DIFFERENCE : 0.000		
LAP	SECTOR 1	SECTOR 2	LAP TIME	MPH	DIFF	TIME OF DAY
1 -		50.799	2:37.883	67.69	12.632	10:47:00.412
2 -	1:38.454	50.040	2:28.494	71.97	3.243	10:49:28.906
3 -	1:39.852	49.741	2:29.593	71.44	4.342	10:51:58.499
4 -	1:38.132	49.623	2:27.755 (2)	72.33	2.504	10:54:26.254
5 -	1:38.200	49.846	2:28.046 (3)	72.19	2.795	10:56:54.300
6 -	1:39.258	48.937	2:28.195	72.12	2.944	10:59:22.495
7 -	<b>1:36.871</b>	<b>48.380</b>	<b>2:25.251 (1)</b>	<b>73.58</b>		<b>11:01:47.746</b>

Weather / Track : Sunny / Dry

Snetterton 300  
Circuit Length = 2.9689 miles  
Start: 10:44 Flag 10:59 End: 11:01

# BMCRC - MRO Championships 2021 - Rnd 2 @ Snetterton 300

## DFDS Seaways Yamaha Past Masters

### RACE 4 - SECTOR ANALYSIS



SECTOR 1 = FL to I1, SECTOR 2 = I1 to FL, DIFF = Difference To Personal Best Lap, P = Crossed Finish Line in Pit Lane, D = Time Disallowed

P16 42 C		Martin PEARSON		Yamaha TZR 250 - Viking Inspection		
IDEAL LAP TIME : 2:26.765		BEST LAP TIME : 2:26.765		DIFFERENCE : 0.000		
LAP	SECTOR 1	SECTOR 2	LAP TIME	MPH	DIFF	TIME OF DAY
1 -		49.956	2:40.038	66.78	13.273	10:47:02.567
2 -	1:39.284	49.245	2:28.529	71.95	1.764	10:49:31.096
3 -	1:38.925	49.249	2:28.174	72.13	1.409	10:51:59.270
4 -	1:37.912	49.569	2:27.481 (2)	72.47	0.716	10:54:26.751
5 -	<b>1:37.830</b>	<b>48.935</b>	<b>2:26.765 (1)</b>	<b>72.82</b>		<b>10:56:53.516</b>
6 -	1:38.260	49.390	2:27.650 (3)	72.38	0.885	10:59:21.166
7 -	1:38.488	49.876	2:28.364	72.03	1.599	11:01:49.530

P17 73 R		Colvin TURNER		Yamaha TZR 250 -		
IDEAL LAP TIME : 2:30.814		BEST LAP TIME : 2:30.814		DIFFERENCE : 0.000		
LAP	SECTOR 1	SECTOR 2	LAP TIME	MPH	DIFF	TIME OF DAY
1 -		51.352	2:41.389	66.22	10.575	10:47:03.918
2 -	<b>1:40.653</b>	<b>50.161</b>	<b>2:30.814 (1)</b>	<b>70.86</b>		<b>10:49:34.732</b>
3 -	1:42.318	50.973	2:33.291	69.72	2.477	10:52:08.023
4 -	1:40.843	51.058	2:31.901 (2)	70.36	1.087	10:54:39.924
5 -	1:41.400	50.937	2:32.337 (3)	70.16	1.523	10:57:12.261
6 -	1:43.737	50.945	2:34.682	69.09	3.868	10:59:46.943

P18 33 C		Kieran LEWIS		Yamaha TZR 250 - Controls For Doors Ltd/ G Force Motorcycles		
IDEAL LAP TIME : 2:31.160		BEST LAP TIME : 2:31.255		DIFFERENCE : 0.095		
LAP	SECTOR 1	SECTOR 2	LAP TIME	MPH	DIFF	TIME OF DAY
1 -		52.132	2:46.027	64.37	14.772	10:47:08.556
2 -	1:43.098	52.512	2:35.610	68.68	4.355	10:49:44.166
3 -	1:43.624	50.819	2:34.443	69.20	3.188	10:52:18.609
4 -	1:42.049	<b>50.421</b>	2:32.470 (2)	70.09	1.215	10:54:51.079
5 -	<b>1:40.739</b>	50.516	<b>2:31.255 (1)</b>	<b>70.66</b>		<b>10:57:22.334</b>
6 -	1:41.198	52.334	2:33.532 (3)	69.61	2.277	10:59:55.866

P19 67 C		Mark BAILEY		Yamaha TZR 250 -		
IDEAL LAP TIME : 2:34.960		BEST LAP TIME : 2:35.507		DIFFERENCE : 0.547		
LAP	SECTOR 1	SECTOR 2	LAP TIME	MPH	DIFF	TIME OF DAY
1 -		52.321	2:46.147	64.32	10.640	10:47:08.676
2 -	<b>1:42.756</b>	52.777	2:35.533 (2)	68.71	0.026	10:49:44.209
3 -	1:44.130	<b>52.204</b>	2:36.334 (3)	68.36	0.827	10:52:20.543
4 -	1:44.858	52.276	2:37.134	68.01	1.627	10:54:57.677
5 -	1:43.119	52.388	<b>2:35.507 (1)</b>	<b>68.73</b>		<b>10:57:33.184</b>
6 -	1:44.373	53.442	2:37.815	67.72	2.308	11:00:10.999

P20 65 C		Nigel TERRY		Yamaha TZR 250 - NTrap Garage Doors		
IDEAL LAP TIME : 2:34.388		BEST LAP TIME : 2:35.821		DIFFERENCE : 1.433		
LAP	SECTOR 1	SECTOR 2	LAP TIME	MPH	DIFF	TIME OF DAY
1 -		<b>51.179</b>	2:44.914	64.80	9.093	10:47:07.443
2 -	1:44.226	52.535	2:36.761 (3)	68.18	0.940	10:49:44.204
3 -	1:44.183	52.094	2:36.277 (2)	68.39	0.456	10:52:20.481
4 -	1:45.090	52.614	2:37.704	67.77	1.883	10:54:58.185
5 -	<b>1:43.209</b>	52.612	<b>2:35.821 (1)</b>	<b>68.59</b>		<b>10:57:34.006</b>
6 -	1:44.710	53.723	2:38.433	67.46	2.612	11:00:12.439

Weather / Track : Sunny / Dry

Snetterton 300  
Circuit Length = 2.9689 miles  
Start: 10:44 Flag 10:59 End: 11:01

# BMCRC - MRO Championships 2021 - Rnd 2 @ Snetterton 300

## DFDS Seaways Yamaha Past Masters

### RACE 4 - SECTOR ANALYSIS



SECTOR 1 = FL to I1, SECTOR 2 = I1 to FL, DIFF = Difference To Personal Best Lap, P = Crossed Finish Line in Pit Lane, D = Time Disallowed

P21 32 C		Lorraine ANSON		Yamaha TZR 250 - Wallis & Whalin Racing		
IDEAL LAP TIME : 2:39.821		BEST LAP TIME : 2:40.545		DIFFERENCE : 0.724		
LAP	SECTOR 1	SECTOR 2	LAP TIME	MPH	DIFF	TIME OF DAY
1 -		<b>53.370</b>	2:49.077	63.21	8.532	10:47:11.606
2 -	1:47.957	54.294	2:42.251	65.87	1.706	10:49:53.857
3 -	1:47.378	53.815	2:41.193	66.30	0.648	10:52:35.050
4 -	1:46.859	54.267	2:41.126 (3)	66.33	0.581	10:55:16.176
5 -	1:46.454	54.091	<b>2:40.545 (1)</b>	<b>66.57</b>		<b>10:57:56.721</b>
6 -	<b>1:46.451</b>	54.209	2:40.660 (2)	66.52	0.115	11:00:37.381

P22 41 C		Paul BOWLING		Yamaha TDR -		
IDEAL LAP TIME : 2:44.853		BEST LAP TIME : 2:47.084		DIFFERENCE : 2.231		
LAP	SECTOR 1	SECTOR 2	LAP TIME	MPH	DIFF	TIME OF DAY
1 -		<b>54.365</b>	2:55.300	60.97	8.216	10:47:17.829
2 -	1:52.315	55.239	2:47.554 (2)	63.78	0.470	10:50:05.383
3 -	1:52.944	55.330	2:48.274	63.51	1.190	10:52:53.657
4 -	1:54.055	56.710	2:50.765	62.58	3.681	10:55:44.422
5 -	<b>1:50.488</b>	57.364	2:47.852 (3)	63.67	0.768	10:58:32.274
6 -	1:51.207	55.877	<b>2:47.084 (1)</b>	<b>63.96</b>		<b>11:01:19.358</b>

P23 25 C		Stephen WIMBLE		Yamaha TZR 250 -		
IDEAL LAP TIME : 2:46.372		BEST LAP TIME : 2:47.672		DIFFERENCE : 1.300		
LAP	SECTOR 1	SECTOR 2	LAP TIME	MPH	DIFF	TIME OF DAY
1 -		<b>55.017</b>	2:53.827	61.48	6.155	10:47:16.356
2 -	1:54.253	56.284	2:50.537 (3)	62.67	2.865	10:50:06.893
3 -	1:52.361	56.065	2:48.426 (2)	63.45	0.754	10:52:55.319
4 -	1:51.543	56.129	<b>2:47.672 (1)</b>	<b>63.74</b>		<b>10:55:42.991</b>
5 -	<b>1:51.355</b>	1:09.947	3:01.302	58.95	13.630	10:58:44.293
6 -	1:54.690	57.555	2:52.245	62.05	4.573	11:01:36.538

P24 29		Derek CRIPPS		Yamaha TZR 250 - Kelly Cripps - Team FBR		
IDEAL LAP TIME : 2:18.765		BEST LAP TIME : 2:19.062		DIFFERENCE : 0.297		
LAP	SECTOR 1	SECTOR 2	LAP TIME	MPH	DIFF	TIME OF DAY
1 -		46.125	2:25.929	73.24	6.867	10:46:48.458
2 -	1:33.165	46.291	2:19.456 (3)	76.64	0.394	10:49:07.914
3 -	1:32.906	46.596	2:19.502	76.61	0.440	10:51:27.416
4 -	<b>1:32.711</b>	46.351	<b>2:19.062 (1)</b>	<b>76.85</b>		<b>10:53:46.478</b>
5 -	1:33.301	<b>46.054</b>	2:19.355 (2)	76.69	0.293	10:56:05.833
6 -	1:33.397	51.054	2:24.451	73.99	5.389	10:58:30.284

P25 8 C		David BALL		Yamaha TZR 250 - Gardiner Page and Roe pension consultants		
IDEAL LAP TIME : 2:17.971		BEST LAP TIME : 2:18.724		DIFFERENCE : 0.753		
LAP	SECTOR 1	SECTOR 2	LAP TIME	MPH	DIFF	TIME OF DAY
1 -		46.389	2:25.284	73.56	6.560	10:46:47.813
2 -	1:33.023	46.442	2:19.465	76.63	0.741	10:49:07.278
3 -	1:32.807	46.425	2:19.232 (3)	76.76	0.508	10:51:26.510
4 -	1:32.787	46.232	2:19.019 (2)	76.88	0.295	10:53:45.529
5 -	1:32.950	<b>45.774</b>	<b>2:18.724 (1)</b>	<b>77.04</b>		<b>10:56:04.253</b>

P26 99		Anthony JOHNSON		Yamaha TZR 250 -		
IDEAL LAP TIME : 2:17.608		BEST LAP TIME : 2:17.608		DIFFERENCE : 0.000		
LAP	SECTOR 1	SECTOR 2	LAP TIME	MPH	DIFF	TIME OF DAY
1 -		46.460	2:28.658	71.89	11.050	10:46:51.187
2 -	1:32.852	46.128	2:18.980 (2)	76.90	1.372	10:49:10.167
3 -	<b>1:32.086</b>	<b>45.522</b>	<b>2:17.608 (1)</b>	<b>77.67</b>		<b>10:51:27.775</b>
4 -	1:33.621	45.684	2:19.305 (3)	76.72	1.697	10:53:47.080
5 -	1:33.942	47.249	2:21.191	75.69	3.583	10:56:08.271

Weather / Track : Sunny / Dry

Snetterton 300  
Circuit Length = 2.9689 miles  
Start: 10:44 Flag 10:59 End: 11:01

# BMCRC - MRO Championships 2021 - Rnd 2 @ Snetterton 300

## DFDS Seaways Yamaha Past Masters

### RACE 4 - SECTOR ANALYSIS



SECTOR 1 = FL to I1, SECTOR 2 = I1 to FL, DIFF = Difference To Personal Best Lap, P = Crossed Finish Line in Pit Lane, D = Time Disallowed

<b>P27 69 C</b>		<b>Mark ELLERAY</b>		Yamaha TZR 250 - Abbot Solutions Ltd		
IDEAL LAP TIME : 2:31.379		BEST LAP TIME : 2:31.379		DIFFERENCE : 0.000		
LAP	SECTOR 1	SECTOR 2	LAP TIME	MPH	DIFF	TIME OF DAY
1 -		50.775	2:40.556	66.56	9.177	10:47:03.085
2 -	1:41.813	50.532	2:32.345 (2)	70.15	0.966	10:49:35.430
3 -	1:42.435	50.420	2:32.855 (3)	69.92	1.476	10:52:08.285
4 -	<b>1:41.337</b>	<b>50.042</b>	<b>2:31.379 (1)</b>	<b>70.60</b>		<b>10:54:39.664</b>

<b>P28 66 C</b>		<b>Neil GRANT</b>		Yamaha TZR2502MA - Merlin Performance		
IDEAL LAP TIME :		BEST LAP TIME : 2:38.181		DIFFERENCE :		
LAP	SECTOR 1	SECTOR 2	LAP TIME	MPH	DIFF	TIME OF DAY
1 -		<b>52.059</b>	<b>2:38.181 (1)</b>	<b>67.56</b>		<b>10:47:00.710</b>



# BMCRC - MRO Championships 2021 - Rnd 2 @ Snetterton 300

## DFDS Seaways Yamaha Past Masters

### RACE 4 - BEST SECTORS

SECTOR 1			SECTOR 2			IDEAL / BEST COMPARISON						
POS	NO	NAME	TIME	NO	NAME	TIME	POS	NO	NAME	IDEAL	BEST	DIFF
									<b>PERFECT LAP</b>	<b>2:08.866</b>		
1	24	CARSON	1:26.361	24	CARSON	42.505	1	24	CARSON	2:08.866	2:08.866	0.000
2	13	EDMONDSON	1:27.868	22	BALLERINI	43.225	2	13	EDMONDSON	2:11.188	2:11.484	0.296
3	22	BALLERINI	1:28.686	13	EDMONDSON	43.320	3	22	BALLERINI	2:11.911	2:12.277	0.366
4	74	WHITBY	1:28.712	15	PERKINS	43.945	4	74	WHITBY	2:12.939	2:13.117	0.178
5	57	MOOK	1:28.924	30	COOPER	44.092	5	15	PERKINS	2:13.041	2:13.278	0.237
6	30	COOPER	1:29.047	88	STANLEY	44.190	6	30	COOPER	2:13.139	2:13.868	0.729
7	15	PERKINS	1:29.096	74	WHITBY	44.227	7	57	MOOK	2:13.446	2:13.795	0.349
8	4	HALIL	1:30.409	57	MOOK	44.522	8	88	STANLEY	2:14.866	2:14.866	0.000
9	88	STANLEY	1:30.676	4	HALIL	45.056	9	4	HALIL	2:15.465	2:15.772	0.307
10	27	HAYWARD	1:31.388	72	THAY	45.382	10	72	THAY	2:16.983	2:17.102	0.119
11	72	THAY	1:31.601	99	JOHNSON	45.522	11	27	HAYWARD	2:17.011	2:18.173	1.162
12	99	JOHNSON	1:32.086	27	HAYWARD	45.623	12	99	JOHNSON	2:17.608	2:17.608	0.000
13	8	BALL	1:32.197	100	MACE	45.706	13	100	MACE	2:17.905	2:18.336	0.431
14	100	MACE	1:32.199	8	BALL	45.774	14	8	BALL	2:17.971	2:18.724	0.753
15	29	CRIPPS	1:32.711	29	CRIPPS	46.054	15	29	CRIPPS	2:18.765	2:19.062	0.297
16	26	LEE	1:35.659	53	COATES	47.300	16	53	COATES	2:22.973	2:22.973	0.000
17	53	COATES	1:35.673	26	LEE	47.711	17	26	LEE	2:23.370	2:23.592	0.222
18	46	MARSHALL	1:36.871	46	MARSHALL	48.380	18	46	MARSHALL	2:25.251	2:25.251	0.000
19	42	PEARSON	1:37.830	42	PEARSON	48.935	19	42	PEARSON	2:26.765	2:26.765	0.000
20	73	TURNER	1:40.653	69	ELLERAY	50.042	20	73	TURNER	2:30.814	2:30.814	0.000
21	33	LEWIS	1:40.739	73	TURNER	50.161	21	33	LEWIS	2:31.160	2:31.255	0.095
22	69	ELLERAY	1:41.337	33	LEWIS	50.421	22	69	ELLERAY	2:31.379	2:31.379	0.000
23	67	BAILEY	1:42.756	65	TERRY	51.179	23	65	TERRY	2:34.388	2:35.821	1.433
24	65	TERRY	1:43.209	66	GRANT	52.059	24	67	BAILEY	2:34.960	2:35.507	0.547
25	32	ANSON	1:46.451	67	BAILEY	52.204	25	32	ANSON	2:39.821	2:40.545	0.724
26	41	BOWLING	1:50.488	32	ANSON	53.370	26	41	BOWLING	2:44.853	2:47.084	2.231
27	25	WIMBLE	1:51.355	41	BOWLING	54.365	27	25	WIMBLE	2:46.372	2:47.672	1.300
28				25	WIMBLE	55.017	28	66	GRANT		2:38.181	
29												
30												

Weather / Track : Sunny / Dry

Results can be found at [www.tsl-timing.com](http://www.tsl-timing.com)

Snetterton 300

Circuit Length = 2.9689 miles

Start: 10:44 Flag 10:59 End: 11:01

Printed - 11:02 Sunday, 30 May 2021

# BMCRC - MRO Championships 2021 - Rnd 2 @ Snetterton 300

## DFDS Seaways Yamaha Past Masters

### RACE 4 - STATISTICS

**Competitors Started** 30  
**Planned Start** 2021-05-30 @ 10:30:00.000  
**Actual Start** 2021-05-30 @ 10:44:22.528  
**Finish Time** 2021-05-30 @ 10:59:39.756  
**Track Length** 2.9689mi.  
**Total Laps** 175  
**Total Distance Covered** 519.5595mi.

#### Session Fastest Lap History

NO	CL	NAME	LAP TIME	TIME OF DAY	LAP	VEHICLE
24		Scott CARSON	<b>2:14.243</b>	10:46:36.772	1	Yamaha TZR 250
24		Scott CARSON	<b>2:08.866</b>	10:48:45.638	2	Yamaha TZR 250

#### Session Leader History

NO	CL	NAME	FROM LAP	LAPS LED	DISTANCE	VEHICLE
24		Scott CARSON	1	7	20.78 miles	Yamaha TZR 250

#### Flag History

TYPE	TIME OF DAY
GREEN	10:44:22.528
FINISH	10:59:39.756

#### Flag Statistics

TYPE	COUNT	TOTAL LAPS	TOTAL TIME
Green	1	7	17:35.364
Red	0	0	0.000
Safety Car	0	0	0.000
FCY	0	0	0.000

# BMCRC - MRO Championships 2021 - Rnd 2 @ Snetterton 300

## DFDS Seaways Yamaha Past Masters

### RACE 4 - STATISTICS

**CLASS :**

13 Starters

#### Fastest Lap History

NO	NAME	LAP TIME	TIME OF DAY	LAP	VEHICLE
24	Scott CARSON	2:14.243	10:46:36.772	1	Yamaha TZR 250
24	Scott CARSON	2:08.866	10:48:45.638	2	Yamaha TZR 250

#### Leader History

NO	NAME	FROM LAP	LAPS LED	DISTANCE	VEHICLE
24	Scott CARSON	1	7	20.78 miles	Yamaha TZR 250

# BMCRC - MRO Championships 2021 - Rnd 2 @ Snetterton 300

## DFDS Seaways Yamaha Past Masters

### RACE 4 - STATISTICS

CLASS : C

16 Starters

#### Fastest Lap History

NO	NAME	LAP TIME	TIME OF DAY	LAP	VEHICLE
8	David BALL	2:25.284	10:46:47.835	1	Yamaha TZR 250
8	David BALL	2:19.465	10:49:07.298	2	Yamaha TZR 250
27	Richard HAYWARD	2:18.337	10:49:08.546	2	Yamaha TZR 250
72	Chris THAY	2:17.973	10:49:08.633	2	Yamaha TZR 250
72	Chris THAY	2:17.102	11:00:41.596	7	Yamaha TZR 250

#### Leader History

NO	NAME	FROM LAP	LAPS LED	DISTANCE	VEHICLE
8	David BALL	1	5	14.84 miles	Yamaha TZR 250
27	Richard HAYWARD	6	2	5.93 miles	Yamaha TZR 250

# BMCRC - MRO Championships 2021 - Rnd 2 @ Snetterton 300

## DFDS Seaways Yamaha Past Masters

### RACE 4 - STATISTICS

**CLASS : R**

1 Starters

#### Fastest Lap History

NO	NAME	LAP TIME	TIME OF DAY	LAP	VEHICLE
73	Colvin TURNER	<b>2:41.389</b>	10:47:03.944	1	Yamaha TZR 250
73	Colvin TURNER	<b>2:30.814</b>	10:49:34.759	2	Yamaha TZR 250

#### Leader History

NO	NAME	FROM LAP	LAPS LED	DISTANCE	VEHICLE
73	Colvin TURNER	1	6	17.81 miles	Yamaha TZR 250

**BMCRC - MRO Championships 2021 - Rnd 2 @ Snetterton 300**
**DFDS Seaways Yamaha Past Masters**
**RACE 14 - GRID (7 Laps)**

ROW 11			31	<b>87</b> Denise BUTTON							
ROW 10	30	<b>60</b> Daniel GOUGH	29	<b>19</b> Peter BRANTON	28	<b>25</b> Stephen WIMBLE	2:47.672				
ROW 9			27	<b>41</b> Paul BOWLING	26	<b>32</b> Lorraine ANSON	25	<b>66</b> Neil GRANT	2:47.084	2:40.545	2:38.181
ROW 8	24	<b>65</b> Nigel TERRY	23	<b>67</b> Mark BAILEY	22	<b>69</b> Mark ELLERAY	2:35.821	2:35.507	2:31.379		
ROW 7			21	<b>33</b> Kieran LEWIS	20	<b>73</b> Colvin TURNER	19	<b>42</b> Martin PEARSON	2:31.255	2:30.814	2:26.765
ROW 6	18	<b>46</b> Kevin MARSHALL	17	<b>26</b> Damian LEE	16	<b>53</b> Alan COATES	2:25.251	2:23.592	2:22.973		
ROW 5			15	<b>29</b> Derek CRIPPS	14	<b>8</b> David BALL	13	<b>100</b> Michael MACE	2:19.062	2:18.724	2:18.336
ROW 4	12	<b>27</b> Richard HAYWARD	11	<b>99</b> Anthony JOHNSON	10	<b>72</b> Chris THAY	2:18.173	2:17.608	2:17.102		
ROW 3			9	<b>4</b> Denis HALIL	8	<b>88</b> Michael STANLEY	7	<b>30</b> Alan COOPER	2:15.772	2:14.866	2:13.868
ROW 2	6	<b>57</b> Geoff MOOK	5	<b>15</b> Billy PERKINS	4	<b>74</b> Paul WHITBY	2:13.795	2:13.278	2:13.117		
ROW 1			3	<b>22</b> Rik BALLERINI	2	<b>13</b> Doug EDMONDSON	1	<b>24</b> Scott CARSON	2:12.277	2:11.484	2:08.866
											<b>Pole</b>

Snetterton 300

Circuit Length = 2.9689 miles

These results are provisional until the conclusion of any judicial and technical matters.

Clerk Of Course :	Stewards :	Timekeeper : Craig Smith
-------------------	------------	--------------------------

 Results can be found at [www.tsl-timing.com](http://www.tsl-timing.com)

Printed - 11:03 Sunday, 30 May 2021



# BMCRC - MRO Championships 2021 - Rnd 2 @ Snetterton 300

## DFDS Seaways Yamaha Past Masters

### RACE 14 - CLASSIFICATION

POS	NO	CL	PIC NAME	ENTRY	LAPS	TIME	GAP	DIFF	MPH	BEST	ON
1	15		1 Billy PERKINS	Yamaha TZR 250 - T.w fuggle & son / Ashford tarma	7	15:42.715			79.36	2:12.853	7
2	22		2 Rik BALLERINI	Yamaha TZR 250 - SCLS LTD, GECKO RACING, C	7	15:44.733	2.018	2.018	79.19	2:13.267	6
3	74		3 Paul WHITBY	Yamaha TZR 250 - Greybridge Ltd	7	15:44.859	2.144	0.126	79.18	2:13.323	6
4	30		4 Alan COOPER	Yamaha TZR 250 - twistgrip motorcycles	7	15:49.240	6.525	4.381	78.81	2:13.973	7
5	57		5 Geoff MOOK	Yamaha TZR 250 -	7	15:57.142	14.427	7.902	78.16	2:15.419	5
6	88		6 Michael STANLEY	Yamaha TZR 250 -	7	16:05.255	22.540	8.113	77.50	2:15.405	6
7	4		7 Denis HALIL	Yamaha TZR 250 - D & A AUTOS	7	16:08.062	25.347	2.807	77.28	2:16.902	7
8	29		8 Derek CRIPPS	Yamaha TZR 250 - Kelly Cripps - Team FBR	7	16:09.912	27.197	1.850	77.13	2:16.708	7
9	100		9 Michael MACE	Yamaha TZR 250 - www.ypmrc.co.uk	7	16:14.901	32.186	4.989	76.74	2:17.362	5
10	26	C	1 Damian LEE	Yamaha TZR 250 - Leed Autos	7	17:09.031	1:26.316	54.130	72.70	2:25.285	6
11	46	C	2 Kevin MARSHALL	Yamaha TZR 250 -	7	17:20.531	1:37.816	11.500	71.90	2:26.293	6
12	73	R	1 Colvin TURNER	Yamaha TZR 250 -	7	17:35.686	1:52.971	15.155	70.87	2:28.097	3
13	42	C	3 Martin PEARSON	Yamaha TZR 250 - Viking Inspection	7	17:44.910	2:02.195	9.224	70.25	2:30.632	3
14	33	C	4 Kieran LEWIS	Yamaha TZR 250 - Controls For Doors Ltd/ G Force	7	18:05.064	2:22.349	20.154	68.95	2:32.195	5
15	67*	C	5 Mark BAILEY	Yamaha TZR 250 -	6	15:54.177	1 Lap	1 Lap	67.20	2:34.727	4
16	65*	C	6 Nigel TERRY	Yamaha TZR 250 - NTrap Garage Doors	6	16:41.416	1 Lap	47.239	64.03	2:40.474	2
17	41*	C	7 Paul BOWLING	Yamaha TDR -	6	16:59.415	1 Lap	17.999	62.90	2:44.980	6

#### NOT CLASSIFIED

DNF	53	C	Alan COATES	Yamaha TZR 250 - Clarendon Motorcycles Hull	6	14:51.599	1 Lap		71.92	2:24.520	6
DNF	72	C	Chris THAY	Yamaha TZR 250 - Scell-it uk	2	4:47.669	5 Laps	4 Laps	74.30	2:20.616	2
DNF	27	C	Richard HAYWARD	Yamaha TZR 250 - Hazel Motors/ Gforce	2	4:50.772	5 Laps	3.103	73.51	2:20.713	2
DNF	24		Scott CARSON	Yamaha TZR 250 - Brian Grays Powerbiking, All Eng	1	2:14.784	6 Laps	1 Lap	79.29	2:14.784	1
DNF	13		Doug EDMONDSON	Yamaha TZR 250 - Stan Stephens Tuning	1	2:15.079	6 Laps	0.295	79.12	2:15.079	1

#### FASTEST LAP

15	Billy PERKINS	Yamaha TZR 250 - T.w fuggle & son / Ashford tarma	7	2:12.853	80.45 mph	129.47 kph
72 C	Chris THAY	Yamaha TZR 250 - Scell-it uk	2	2:20.616	76.00 mph	122.32 kph
73 R	Colvin TURNER	Yamaha TZR 250 -	3	2:28.097	72.16 mph	116.14 kph

\* Bikes 41, 65, 67 - 10 second penalty - jump start

Class - 92.5% of Race Speed = 73.40 mph

Class C - 92.5% of Race Speed = 67.24 mph

Class R - 92.5% of Race Speed = 65.55 mph

Weather / Track : Sunny / Dry

These results are provisional until the conclusion of any judicial and technical matters.

Snetterton 300: 2.9689 miles

Race Distance: 7 Laps / 20.78 miles

Start: 15:13 Flag 15:29 End: 15:32

Clerk Of Course :	Stewards :	Timekeeper : Craig Smith
-------------------	------------	--------------------------

Results can be found at [www.tsl-timing.com](http://www.tsl-timing.com)

Printed - 15:32 Sunday, 30 May 2021



# BMCRC - MRO Championships 2021 - Rnd 2 @ Snetterton 300

## DFDS Seaways Yamaha Past Masters

### RACE 14 - LAP CHART

#### LAP 1 @ 15:16:09.834

NO	BEHIND	LAP TIME
24		2:14.784
13	0.295	2:15.079
22	4.068	2:18.852
15	6.626	2:21.410
74	7.104	2:21.888
57	7.421	2:22.205
30	7.596	2:22.380
88	9.675	2:24.459
4	10.237	2:25.021
100	10.290	2:25.074
29	11.026	2:25.810
72	12.269	2:27.053
27	15.275	2:30.059
26	17.612	2:32.396
53	20.981	2:35.765
46	21.004	2:35.788
73	22.019	2:36.803
42	23.591	2:38.375
67	30.050	2:44.834
33	30.515	2:45.299
65	30.634	2:45.418
41	39.765	2:54.549

#### LAP 2 @ 15:18:28.947

NO	BEHIND	LAP TIME
22		2:15.045
15	1.211	2:13.698
74	2.113	2:14.122
30	3.876	2:15.393
57	3.957	2:15.649
4	8.188	2:17.064
88	8.781	2:18.219
100	9.363	2:18.186
29	10.041	2:18.128
72	13.772	2:20.616
27	16.875	2:20.713
26	24.167	2:25.668
46	28.191	2:26.300
53	30.600	2:28.732
73	31.403	2:28.497
42	35.868	2:31.390
33	46.419	2:35.017
67	47.445	2:36.508
65	51.995	2:40.474
41	1:08.176	2:47.524

#### LAP 3 @ 15:20:43.638

NO	BEHIND	LAP TIME
15		2:13.480
22	0.146	2:14.837
74	0.972	2:13.550
30	3.387	2:14.202
57	4.864	2:15.598
4	10.910	2:17.413
88	11.381	2:17.291
100	12.955	2:18.283
29	13.275	2:17.925
26	36.284	2:26.808
46	41.142	2:27.642
53	43.799	2:27.890
73	44.809	2:28.097

Weather / Track : Sunny / Dry

42	51.809	2:30.632
33	1:04.686	2:32.958
67	1:08.648	2:35.894
65	1:20.526	2:43.222
41	1:41.321	2:47.836

#### LAP 4 @ 15:22:57.193

NO	BEHIND	LAP TIME
22		2:13.409
15	0.460	2:14.015
74	1.718	2:14.301
30	4.036	2:14.204
57	7.208	2:15.899
4	14.879	2:17.524
88	15.468	2:17.642
29	17.153	2:17.433
100	17.447	2:18.047
26	49.018	2:26.289
46	54.431	2:26.844
53	58.953	2:28.709
73	1:01.396	2:30.142
42	1:09.843	2:31.589
33	1:24.035	2:32.904
67	1:29.820	2:34.727
65	1:52.736	2:45.765

#### LAP 5 @ 15:25:11.178

NO	BEHIND	LAP TIME
22		2:13.985
15	0.225	2:13.750
41	1 Lap	2:47.400
74	1.190	2:13.457
30	4.280	2:14.229
57	8.642	2:15.419
4	18.020	2:17.126
88	18.161	2:16.678
29	20.070	2:16.902
100	20.824	2:17.362
26	1:00.936	2:25.903
46	1:08.193	2:27.747
53	1:10.951	2:25.983
73	1:15.952	2:28.541
42	1:26.688	2:30.830
33	1:42.245	2:32.195
67	1:51.341	2:35.506

#### LAP 6 @ 15:27:24.445

NO	BEHIND	LAP TIME
22		2:13.267
15	0.467	2:13.509
74	1.246	2:13.323
30	5.872	2:14.859
57	12.322	2:16.947
65	1 Lap	2:48.194
88	20.299	2:15.405
4	21.765	2:17.012
29	23.809	2:17.006
100	25.497	2:17.940
41	1 Lap	2:47.126
26	1:12.954	2:25.285
46	1:21.219	2:26.293
53	1:22.204	2:24.520
73	1:32.425	2:29.740

42	1:44.123	2:30.702
33	2:02.318	2:33.340

#### LAP 7 @ 15:29:37.765

NO	BEHIND	LAP TIME
15		2:12.853
67	1 Lap	2:36.708
22	2.018	2:15.338
74	2.144	2:14.218
30	6.525	2:13.973
57	14.427	2:15.425
88	22.540	2:15.561
4	25.347	2:16.902
29	27.197	2:16.708
100	32.186	2:20.009
65	1 Lap	2:48.343
41	1 Lap	2:44.980
26	1:26.316	2:26.682
46	1:37.816	2:29.917
73	1:52.971	2:33.866
42	2:02.195	2:31.392
33	2:22.349	2:33.351

Snetterton 300

Circuit Length = 2.9689 miles

Start: 15:13 Flag 15:29 End: 15:32



# BMCRC - MRO Championships 2021 - Rnd 2 @ Snetterton 300

## DFDS Seaways Yamaha Past Masters

### RACE 14 - SECTOR ANALYSIS



SECTOR 1 = FL to I1, SECTOR 2 = I1 to FL, DIFF = Difference To Personal Best Lap, P = Crossed Finish Line in Pit Lane, D = Time Disallowed

P1 15		Billy PERKINS		Yamaha TZR 250 - T.w fuggle & son / Ashford tarmac		
IDEAL LAP TIME : 2:12.823		BEST LAP TIME : 2:12.853		DIFFERENCE : 0.030		
LAP	SECTOR 1	SECTOR 2	LAP TIME	MPH	DIFF	TIME OF DAY
1 -		45.040	2:21.410	75.58	8.557	15:16:16.460
2 -	1:29.622	44.076	2:13.698	79.94	0.845	15:18:30.158
3 -	1:29.544	43.936	2:13.480 (2)	80.07	0.627	15:20:43.638
4 -	1:29.713	44.302	2:14.015	79.75	1.162	15:22:57.653
5 -	1:29.956	<b>43.794</b>	2:13.750	79.91	0.897	15:25:11.403
6 -	1:29.697	43.812	2:13.509 (3)	80.05	0.656	15:27:24.912
7 -	<b>1:29.029</b>	43.824	<b>2:12.853 (1)</b>	<b>80.45</b>		<b>15:29:37.765</b>

P2 22		Rik BALLERINI		Yamaha TZR 250 - SCLS LTD, GECKO RACING, CAMBRIDGE		
IDEAL LAP TIME : 2:13.034		BEST LAP TIME : 2:13.267		DIFFERENCE : 0.233		
LAP	SECTOR 1	SECTOR 2	LAP TIME	MPH	DIFF	TIME OF DAY
1 -		43.984	2:18.852	76.97	5.585	15:16:13.902
2 -	1:30.999	44.046	2:15.045	79.14	1.778	15:18:28.947
3 -	1:30.827	44.010	2:14.837	79.26	1.570	15:20:43.784
4 -	<b>1:29.477</b>	43.932	2:13.409 (2)	80.11	0.142	15:22:57.193
5 -	1:30.283	43.702	2:13.985 (3)	79.77	0.718	15:25:11.178
6 -	1:29.710	<b>43.557</b>	<b>2:13.267 (1)</b>	<b>80.20</b>		<b>15:27:24.445</b>
7 -	1:29.740	45.598	2:15.338	78.97	2.071	15:29:39.783

P3 74		Paul WHITBY		Yamaha TZR 250 - Greybridge Ltd		
IDEAL LAP TIME : 2:12.654		BEST LAP TIME : 2:13.323		DIFFERENCE : 0.669		
LAP	SECTOR 1	SECTOR 2	LAP TIME	MPH	DIFF	TIME OF DAY
1 -		45.521	2:21.888	75.32	8.565	15:16:16.938
2 -	1:29.349	44.773	2:14.122	79.68	0.799	15:18:31.060
3 -	1:29.014	44.536	2:13.550 (3)	80.03	0.227	15:20:44.610
4 -	<b>1:28.479</b>	45.822	2:14.301	79.58	0.978	15:22:58.911
5 -	1:29.033	44.424	2:13.457 (2)	80.08	0.134	15:25:12.368
6 -	1:29.148	<b>44.175</b>	<b>2:13.323 (1)</b>	<b>80.16</b>		<b>15:27:25.691</b>
7 -	1:28.795	45.423	2:14.218	79.63	0.895	15:29:39.909

P4 30		Alan COOPER		Yamaha TZR 250 - twistgrip motorcycles		
IDEAL LAP TIME : 2:13.776		BEST LAP TIME : 2:13.973		DIFFERENCE : 0.197		
LAP	SECTOR 1	SECTOR 2	LAP TIME	MPH	DIFF	TIME OF DAY
1 -		44.903	2:22.380	75.06	8.407	15:16:17.430
2 -	1:30.433	44.960	2:15.393	78.94	1.420	15:18:32.823
3 -	1:29.716	44.486	2:14.202 (2)	79.64	0.229	15:20:47.025
4 -	1:29.748	<b>44.456</b>	2:14.204 (3)	79.64	0.231	15:23:01.229
5 -	1:29.612	44.617	2:14.229	79.62	0.256	15:25:15.458
6 -	1:30.142	44.717	2:14.859	79.25	0.886	15:27:30.317
7 -	<b>1:29.320</b>	44.653	<b>2:13.973 (1)</b>	<b>79.77</b>		<b>15:29:44.290</b>

P5 57		Geoff MOOK		Yamaha TZR 250 -		
IDEAL LAP TIME : 2:15.267		BEST LAP TIME : 2:15.419		DIFFERENCE : 0.152		
LAP	SECTOR 1	SECTOR 2	LAP TIME	MPH	DIFF	TIME OF DAY
1 -		45.895	2:22.205	75.15	6.786	15:16:17.255
2 -	1:30.558	45.091	2:15.649	78.79	0.230	15:18:32.904
3 -	1:30.735	<b>44.863</b>	2:15.598 (3)	78.82	0.179	15:20:48.502
4 -	1:30.965	44.934	2:15.899	78.64	0.480	15:23:04.401
5 -	<b>1:30.404</b>	45.015	<b>2:15.419 (1)</b>	<b>78.92</b>		<b>15:25:19.820</b>
6 -	1:31.127	45.820	2:16.947	78.04	1.528	15:27:36.767
7 -	1:30.418	45.007	2:15.425 (2)	78.92	0.006	15:29:52.192

Weather / Track : Sunny / Dry

Snetterton 300  
Circuit Length = 2.9689 miles  
Start: 15:13 Flag 15:29 End: 15:32

# BMCR - MRO Championships 2021 - Rnd 2 @ Snetterton 300

## DFDS Seaways Yamaha Past Masters

### RACE 14 - SECTOR ANALYSIS



SECTOR 1 = FL to I1, SECTOR 2 = I1 to FL, DIFF = Difference To Personal Best Lap, P = Crossed Finish Line in Pit Lane, D = Time Disallowed

<b>P6 88 Michael STANLEY</b>		Yamaha TZR 250 -				
IDEAL LAP TIME : 2:15.405		BEST LAP TIME : 2:15.405				
		DIFFERENCE : 0.000				
LAP	SECTOR 1	SECTOR 2	LAP TIME	MPH	DIFF	TIME OF DAY
1 -		45.460	2:24.459	73.98	9.054	15:16:19.509
2 -	1:32.363	45.856	2:18.219	77.32	2.814	15:18:37.728
3 -	1:31.919	45.372	2:17.291	77.84	1.886	15:20:55.019
4 -	1:31.885	45.757	2:17.642	77.65	2.237	15:23:12.661
5 -	1:31.116	45.562	2:16.678 (3)	78.19	1.273	15:25:29.339
<b>6 -</b>	<b>1:30.892</b>	<b>44.513</b>	<b>2:15.405 (1)</b>	<b>78.93</b>		<b>15:27:44.744</b>
7 -	1:30.981	44.580	2:15.561 (2)	78.84	0.156	15:30:00.305

<b>P7 4 Denis HALIL</b>		Yamaha TZR 250 - D & A AUTOS				
IDEAL LAP TIME : 2:16.213		BEST LAP TIME : 2:16.902				
		DIFFERENCE : 0.689				
LAP	SECTOR 1	SECTOR 2	LAP TIME	MPH	DIFF	TIME OF DAY
1 -		45.678	2:25.021	73.69	8.119	15:16:20.071
2 -	1:31.629	45.435	2:17.064 (3)	77.97	0.162	15:18:37.135
3 -	1:32.110	45.303	2:17.413	77.78	0.511	15:20:54.548
4 -	1:31.734	45.790	2:17.524	77.71	0.622	15:23:12.072
5 -	1:31.613	45.513	2:17.126	77.94	0.224	15:25:29.198
6 -	1:31.769	<b>45.243</b>	2:17.012 (2)	78.00	0.110	15:27:46.210
<b>7 -</b>	<b>1:30.970</b>	45.932	<b>2:16.902 (1)</b>	<b>78.07</b>		<b>15:30:03.112</b>

<b>P8 29 Derek CRIPPS</b>		Yamaha TZR 250 - Kelly Cripps - Team FBR				
IDEAL LAP TIME : 2:16.657		BEST LAP TIME : 2:16.708				
		DIFFERENCE : 0.051				
LAP	SECTOR 1	SECTOR 2	LAP TIME	MPH	DIFF	TIME OF DAY
1 -		45.751	2:25.810	73.30	9.102	15:16:20.860
2 -	1:32.780	45.348	2:18.128	77.37	1.420	15:18:38.988
3 -	1:32.133	45.792	2:17.925	77.49	1.217	15:20:56.913
4 -	1:32.185	45.248	2:17.433	77.76	0.725	15:23:14.346
5 -	1:31.721	45.181	2:16.902 (2)	78.07	0.194	15:25:31.248
6 -	1:32.041	<b>44.965</b>	2:17.006 (3)	78.01	0.298	15:27:48.254
<b>7 -</b>	<b>1:31.692</b>	45.016	<b>2:16.708 (1)</b>	<b>78.18</b>		<b>15:30:04.962</b>

<b>P9 100 Michael MACE</b>		Yamaha TZR 250 - www.ypmrc.co.uk				
IDEAL LAP TIME : 2:17.362		BEST LAP TIME : 2:17.362				
		DIFFERENCE : 0.000				
LAP	SECTOR 1	SECTOR 2	LAP TIME	MPH	DIFF	TIME OF DAY
1 -		45.671	2:25.074	73.67	7.712	15:16:20.124
2 -	1:32.811	45.375	2:18.186	77.34	0.824	15:18:38.310
3 -	1:32.801	45.482	2:18.283	77.29	0.921	15:20:56.593
4 -	1:32.852	45.195	2:18.047 (3)	77.42	0.685	15:23:14.640
<b>5 -</b>	<b>1:32.400</b>	<b>44.962</b>	<b>2:17.362 (1)</b>	<b>77.80</b>		<b>15:25:32.002</b>
6 -	1:32.670	45.270	2:17.940 (2)	77.48	0.578	15:27:49.942
7 -	1:34.355	45.654	2:20.009	76.33	2.647	15:30:09.951

<b>P10 26 C Damian LEE</b>		Yamaha TZR 250 - Leed Autos				
IDEAL LAP TIME : 2:24.673		BEST LAP TIME : 2:25.285				
		DIFFERENCE : 0.612				
LAP	SECTOR 1	SECTOR 2	LAP TIME	MPH	DIFF	TIME OF DAY
1 -		<b>47.662</b>	2:32.396	70.13	7.111	15:16:27.446
2 -	1:37.287	48.381	2:25.668 (2)	73.37	0.383	15:18:53.114
3 -	1:38.304	48.504	2:26.808	72.80	1.523	15:21:19.922
4 -	1:37.680	48.609	2:26.289	73.06	1.004	15:23:46.211
5 -	1:37.886	48.017	2:25.903 (3)	73.25	0.618	15:26:12.114
<b>6 -</b>	<b>1:37.011</b>	48.274	<b>2:25.285 (1)</b>	<b>73.56</b>		<b>15:28:37.399</b>
7 -	1:37.129	49.553	2:26.682	72.86	1.397	15:31:04.081

Weather / Track : Sunny / Dry

Snetterton 300  
Circuit Length = 2.9689 miles  
Start: 15:13 Flag 15:29 End: 15:32

# BMCRC - MRO Championships 2021 - Rnd 2 @ Snetterton 300

## DFDS Seaways Yamaha Past Masters

### RACE 14 - SECTOR ANALYSIS



SECTOR 1 = FL to I1, SECTOR 2 = I1 to FL, DIFF = Difference To Personal Best Lap, P = Crossed Finish Line in Pit Lane, D = Time Disallowed

P11 46 C		Kevin MARSHALL		Yamaha TZR 250 -			
IDEAL LAP TIME : 2:26.097		BEST LAP TIME : 2:26.293		DIFFERENCE : 0.196			
LAP	SECTOR 1	SECTOR 2	LAP TIME	MPH	DIFF	TIME OF DAY	
1 -		<b>48.773</b>	2:35.788	68.60	9.495	15:16:30.838	
2 -	1:37.446	48.854	2:26.300 (2)	73.05	0.007	15:18:57.138	
3 -	1:38.528	49.114	2:27.642	72.39	1.349	15:21:24.780	
4 -	1:37.995	48.849	2:26.844 (3)	72.78	0.551	15:23:51.624	
5 -	1:38.758	48.989	2:27.747	72.34	1.454	15:26:19.371	
6 -	<b>1:37.324</b>	48.969	<b>2:26.293 (1)</b>	<b>73.05</b>		<b>15:28:45.664</b>	
7 -	1:38.035	51.882	2:29.917	71.29	3.624	15:31:15.581	

P12 73 R		Colvin TURNER		Yamaha TZR 250 -			
IDEAL LAP TIME : 2:27.368		BEST LAP TIME : 2:28.097		DIFFERENCE : 0.729			
LAP	SECTOR 1	SECTOR 2	LAP TIME	MPH	DIFF	TIME OF DAY	
1 -		49.632	2:36.803	68.16	8.706	15:16:31.853	
2 -	1:39.044	49.453	2:28.497 (2)	71.97	0.400	15:19:00.350	
3 -	1:39.078	<b>49.019</b>	<b>2:28.097 (1)</b>	<b>72.16</b>		<b>15:21:28.447</b>	
4 -	<b>1:38.349</b>	51.793	2:30.142	71.18	2.045	15:23:58.589	
5 -	1:39.252	49.289	2:28.541 (3)	71.95	0.444	15:26:27.130	
6 -	1:40.345	49.395	2:29.740	71.37	1.643	15:28:56.870	
7 -	1:41.584	52.282	2:33.866	69.46	5.769	15:31:30.736	

P13 42 C		Martin PEARSON		Yamaha TZR 250 - Viking Inspection			
IDEAL LAP TIME : 2:29.940		BEST LAP TIME : 2:30.632		DIFFERENCE : 0.692			
LAP	SECTOR 1	SECTOR 2	LAP TIME	MPH	DIFF	TIME OF DAY	
1 -		49.820	2:38.375	67.48	7.743	15:16:33.425	
2 -	1:40.546	50.844	2:31.390	70.59	0.758	15:19:04.815	
3 -	1:40.903	<b>49.729</b>	<b>2:30.632 (1)</b>	<b>70.95</b>		<b>15:21:35.447</b>	
4 -	1:41.074	50.515	2:31.589	70.50	0.957	15:24:07.036	
5 -	1:40.611	50.219	2:30.830 (3)	70.86	0.198	15:26:37.866	
6 -	1:40.932	49.770	2:30.702 (2)	70.92	0.070	15:29:08.568	
7 -	<b>1:40.211</b>	51.181	2:31.392	70.59	0.760	15:31:39.960	

P14 33 C		Kieran LEWIS		Yamaha TZR 250 - Controls For Doors Ltd/ G Force Motorcycles			
IDEAL LAP TIME : 2:32.163		BEST LAP TIME : 2:32.195		DIFFERENCE : 0.032			
LAP	SECTOR 1	SECTOR 2	LAP TIME	MPH	DIFF	TIME OF DAY	
1 -		52.794	2:45.299	64.65	13.104	15:16:40.349	
2 -	1:43.452	51.565	2:35.017	68.94	2.822	15:19:15.366	
3 -	1:42.058	50.900	2:32.958 (3)	69.87	0.763	15:21:48.324	
4 -	1:42.323	50.581	2:32.904 (2)	69.90	0.709	15:24:21.228	
5 -	1:41.801	<b>50.394</b>	<b>2:32.195 (1)</b>	<b>70.22</b>		<b>15:26:53.423</b>	
6 -	1:42.286	51.054	2:33.340	69.70	1.145	15:29:26.763	
7 -	<b>1:41.769</b>	51.582	2:33.351	69.69	1.156	15:32:00.114	

P15 67 C		Mark BAILEY		Yamaha TZR 250 -			
IDEAL LAP TIME : 2:34.396		BEST LAP TIME : 2:34.727		DIFFERENCE : 0.331			
LAP	SECTOR 1	SECTOR 2	LAP TIME	MPH	DIFF	TIME OF DAY	
1 -		52.410	2:44.834	64.84	10.107	15:16:39.884	
2 -	1:44.528	<b>51.980</b>	2:36.508	68.29	1.781	15:19:16.392	
3 -	1:42.834	53.060	2:35.894 (3)	68.55	1.167	15:21:52.286	
4 -	<b>1:42.416</b>	52.311	<b>2:34.727 (1)</b>	<b>69.07</b>		<b>15:24:27.013</b>	
5 -	1:42.918	52.588	2:35.506 (2)	68.73	0.779	15:27:02.519	
6 -	1:43.434	53.274	2:36.708	68.20	1.981	15:29:39.227	

Weather / Track : Sunny / Dry

Snetterton 300  
Circuit Length = 2.9689 miles  
Start: 15:13 Flag 15:29 End: 15:32

# BMCRC - MRO Championships 2021 - Rnd 2 @ Snetterton 300

## DFDS Seaways Yamaha Past Masters

### RACE 14 - SECTOR ANALYSIS



SECTOR 1 = FL to I1, SECTOR 2 = I1 to FL, DIFF = Difference To Personal Best Lap, P = Crossed Finish Line in Pit Lane, D = Time Disallowed

<b>P16 65 C Nigel TERRY</b>		Yamaha TZR 250 - NTrap Garage Doors				
IDEAL LAP TIME : 2:40.120		BEST LAP TIME : 2:40.474		DIFFERENCE : 0.354		
LAP	SECTOR 1	SECTOR 2	LAP TIME	MPH	DIFF	TIME OF DAY
1 -		<b>53.053</b>	2:45.418 (3)	64.61	4.944	15:16:40.468
2 -	<b>1:47.067</b>	53.407	<b>2:40.474 (1)</b>	<b>66.60</b>		<b>15:19:20.942</b>
3 -	1:48.366	54.856	2:43.222 (2)	65.48	2.748	15:22:04.164
4 -	1:51.215	54.550	2:45.765	64.47	5.291	15:24:49.929
5 -	1:51.551	56.643	2:48.194	63.54	7.720	15:27:38.123
6 -	1:50.968	57.375	2:48.343	63.48	7.869	15:30:26.466

<b>P17 41 C Paul BOWLING</b>		Yamaha TDR -				
IDEAL LAP TIME : 2:44.597		BEST LAP TIME : 2:44.980		DIFFERENCE : 0.383		
LAP	SECTOR 1	SECTOR 2	LAP TIME	MPH	DIFF	TIME OF DAY
1 -		<b>54.330</b>	2:54.549	61.23	9.569	15:16:49.599
2 -	1:51.700	55.824	2:47.524	63.80	2.544	15:19:37.123
3 -	1:52.543	55.293	2:47.836	63.68	2.856	15:22:24.959
4 -	1:51.466	55.934	2:47.400 (3)	63.84	2.420	15:25:12.359
5 -	1:52.378	54.748	2:47.126 (2)	63.95	2.146	15:27:59.485
6 -	<b>1:50.267</b>	54.713	<b>2:44.980 (1)</b>	<b>64.78</b>		<b>15:30:44.465</b>

<b>P18 53 C Alan COATES</b>		Yamaha TZR 250 - Clarendon Motorcycles Hull				
IDEAL LAP TIME : 2:23.778		BEST LAP TIME : 2:24.520		DIFFERENCE : 0.742		
LAP	SECTOR 1	SECTOR 2	LAP TIME	MPH	DIFF	TIME OF DAY
1 -		48.794	2:35.765	68.61	11.245	15:16:30.815
2 -	1:39.501	49.231	2:28.732	71.86	4.212	15:18:59.547
3 -	1:39.362	48.528	2:27.890 (3)	72.27	3.370	15:21:27.437
4 -	1:38.616	50.093	2:28.709	71.87	4.189	15:23:56.146
5 -	1:38.201	47.782	2:25.983 (2)	73.21	1.463	15:26:22.129
6 -	1:37.371	<b>47.149</b>	<b>2:24.520 (1)</b>	<b>73.95</b>		<b>15:28:46.649</b>

<b>P19 72 C Chris THAY</b>		Yamaha TZR 250 - Scell-it uk				
IDEAL LAP TIME : 2:19.988		BEST LAP TIME : 2:20.616		DIFFERENCE : 0.628		
LAP	SECTOR 1	SECTOR 2	LAP TIME	MPH	DIFF	TIME OF DAY
1 -		<b>46.149</b>	2:27.053 (2)	72.68	6.437	15:16:22.103
2 -	<b>1:33.839</b>	46.777	<b>2:20.616 (1)</b>	<b>76.00</b>		<b>15:18:42.719</b>

<b>P20 27 C Richard HAYWARD</b>		Yamaha TZR 250 - Hazel Motors/ Gforce				
IDEAL LAP TIME : 2:20.713		BEST LAP TIME : 2:20.713		DIFFERENCE : 0.000		
LAP	SECTOR 1	SECTOR 2	LAP TIME	MPH	DIFF	TIME OF DAY
1 -		51.787	2:30.059 (2)	71.22	9.346	15:16:25.109
2 -	<b>1:33.904</b>	<b>46.809</b>	<b>2:20.713 (1)</b>	<b>75.95</b>		<b>15:18:45.822</b>

<b>P21 24 Scott CARSON</b>		Yamaha TZR 250 - Brian Grays Powerbiking, All England Diamo				
IDEAL LAP TIME :		BEST LAP TIME : 2:14.784		DIFFERENCE :		
LAP	SECTOR 1	SECTOR 2	LAP TIME	MPH	DIFF	TIME OF DAY
1 -		<b>42.791</b>	<b>2:14.784 (1)</b>	<b>79.29</b>		<b>15:16:09.834</b>

<b>P22 13 Doug EDMONDSON</b>		Yamaha TZR 250 - Stan Stephens Tuning				
IDEAL LAP TIME :		BEST LAP TIME : 2:15.079		DIFFERENCE :		
LAP	SECTOR 1	SECTOR 2	LAP TIME	MPH	DIFF	TIME OF DAY
1 -		<b>43.152</b>	<b>2:15.079 (1)</b>	<b>79.12</b>		<b>15:16:10.129</b>

Weather / Track : Sunny / Dry

Snetterton 300  
Circuit Length = 2.9689 miles  
Start: 15:13 Flag 15:29 End: 15:32

# BMCRC - MRO Championships 2021 - Rnd 2 @ Snetterton 300

## DFDS Seaways Yamaha Past Masters

### RACE 14 - BEST SECTORS

SECTOR 1			SECTOR 2			IDEAL / BEST COMPARISON						
POS	NO	NAME	TIME	NO	NAME	TIME	POS	NO	NAME	IDEAL	BEST	DIFF
									<b>PERFECT LAP</b>	<b>2:11.270</b>		
1	74	WHITBY	1:28.479	24	CARSON	42.791	1	74	WHITBY	2:12.654	2:13.323	0.669
2	15	PERKINS	1:29.029	13	EDMONDSON	43.152	2	15	PERKINS	2:12.823	2:12.853	0.030
3	30	COOPER	1:29.320	22	BALLERINI	43.557	3	22	BALLERINI	2:13.034	2:13.267	0.233
4	22	BALLERINI	1:29.477	15	PERKINS	43.794	4	30	COOPER	2:13.776	2:13.973	0.197
5	57	MOOK	1:30.404	74	WHITBY	44.175	5	57	MOOK	2:15.267	2:15.419	0.152
6	88	STANLEY	1:30.892	30	COOPER	44.456	6	88	STANLEY	2:15.405	2:15.405	0.000
7	4	HALIL	1:30.970	88	STANLEY	44.513	7	4	HALIL	2:16.213	2:16.902	0.689
8	29	CRIPPS	1:31.692	57	MOOK	44.863	8	29	CRIPPS	2:16.657	2:16.708	0.051
9	100	MACE	1:32.400	100	MACE	44.962	9	100	MACE	2:17.362	2:17.362	0.000
10	72	THAY	1:33.839	29	CRIPPS	44.965	10	72	THAY	2:19.988	2:20.616	0.628
11	27	HAYWARD	1:33.904	4	HALIL	45.243	11	27	HAYWARD	2:20.713	2:20.713	0.000
12	53	COATES	1:36.629	72	THAY	46.149	12	53	COATES	2:23.778	2:24.520	0.742
13	26	LEE	1:37.011	27	HAYWARD	46.809	13	26	LEE	2:24.673	2:25.285	0.612
14	46	MARSHALL	1:37.324	53	COATES	47.149	14	46	MARSHALL	2:26.097	2:26.293	0.196
15	73	TURNER	1:38.349	26	LEE	47.662	15	73	TURNER	2:27.368	2:28.097	0.729
16	42	PEARSON	1:40.211	46	MARSHALL	48.773	16	42	PEARSON	2:29.940	2:30.632	0.692
17	33	LEWIS	1:41.769	73	TURNER	49.019	17	33	LEWIS	2:32.163	2:32.195	0.032
18	67	BAILEY	1:42.416	42	PEARSON	49.729	18	67	BAILEY	2:34.396	2:34.727	0.331
19	65	TERRY	1:47.067	33	LEWIS	50.394	19	65	TERRY	2:40.120	2:40.474	0.354
20	41	BOWLING	1:50.267	67	BAILEY	51.980	20	41	BOWLING	2:44.597	2:44.980	0.383
21				65	TERRY	53.053	21	13	EDMONDSON		2:15.079	
22				41	BOWLING	54.330	22	24	CARSON		2:14.784	

Weather / Track : Sunny / Dry

Results can be found at [www.tsl-timing.com](http://www.tsl-timing.com)

Snetterton 300  
Circuit Length = 2.9689 miles  
Start: 15:13 Flag 15:29 End: 15:32

Printed - 15:32 Sunday, 30 May 2021

# BMCRC - MRO Championships 2021 - Rnd 2 @ Snetterton 300

## DFDS Seaways Yamaha Past Masters

### RACE 14 - STATISTICS

**Competitors Started** 22  
**Planned Start** 2021-05-30 @ 15:15:00.000  
**Actual Start** 2021-05-30 @ 15:13:55.049  
**Finish Time** 2021-05-30 @ 15:29:37.764  
**Track Length** 2.9689mi.  
**Total Laps** 128  
**Total Distance Covered** 380.0206mi.

#### Session Fastest Lap History

NO	CL	NAME	LAP TIME	TIME OF DAY	LAP	VEHICLE
24		Scott CARSON	<b>2:14.784</b>	15:16:09.834	1	Yamaha TZR 250
15		Billy PERKINS	<b>2:13.698</b>	15:18:30.184	2	Yamaha TZR 250
15		Billy PERKINS	<b>2:13.480</b>	15:20:43.664	3	Yamaha TZR 250
22		Rik BALLERINI	<b>2:13.409</b>	15:22:57.205	4	Yamaha TZR 250
22		Rik BALLERINI	<b>2:13.267</b>	15:27:24.460	6	Yamaha TZR 250
15		Billy PERKINS	<b>2:12.853</b>	15:29:37.790	7	Yamaha TZR 250

#### Session Leader History

NO	CL	NAME	FROM LAP	LAPS LED	DISTANCE	VEHICLE
24		Scott CARSON	1	1	2.96 miles	Yamaha TZR 250
22		Rik BALLERINI	2	1	2.96 miles	Yamaha TZR 250
15		Billy PERKINS	3	1	2.96 miles	Yamaha TZR 250
22		Rik BALLERINI	4	3	8.90 miles	Yamaha TZR 250
15		Billy PERKINS	7	1	2.96 miles	Yamaha TZR 250

#### Flag History

TYPE	TIME OF DAY
GREEN	15:13:55.049
FINISH	15:29:37.764

#### Flag Statistics

TYPE	COUNT	TOTAL LAPS	TOTAL TIME
Green	1	7	18:10.704
Red	0	0	0.000
Safety Car	0	0	0.000
FCY	0	0	0.000

# BMCRC - MRO Championships 2021 - Rnd 2 @ Snetterton 300

## DFDS Seaways Yamaha Past Masters

### RACE 14 - STATISTICS

CLASS :

11 Starters

#### Fastest Lap History

NO	NAME	LAP TIME	TIME OF DAY	LAP	VEHICLE
24	Scott CARSON	2:14.784	15:16:09.834	1	Yamaha TZR 250
15	Billy PERKINS	2:13.698	15:18:30.184	2	Yamaha TZR 250
15	Billy PERKINS	2:13.480	15:20:43.664	3	Yamaha TZR 250
22	Rik BALLERINI	2:13.409	15:22:57.205	4	Yamaha TZR 250
22	Rik BALLERINI	2:13.267	15:27:24.460	6	Yamaha TZR 250
15	Billy PERKINS	2:12.853	15:29:37.790	7	Yamaha TZR 250

#### Leader History

NO	NAME	FROM LAP	LAPS LED	DISTANCE	VEHICLE
24	Scott CARSON	1	1	2.96 miles	Yamaha TZR 250
22	Rik BALLERINI	2	1	2.96 miles	Yamaha TZR 250
15	Billy PERKINS	3	1	2.96 miles	Yamaha TZR 250
22	Rik BALLERINI	4	3	8.90 miles	Yamaha TZR 250
15	Billy PERKINS	7	1	2.96 miles	Yamaha TZR 250

Weather / Track : Sunny / Dry

Results can be found at [www.tsl-timing.com](http://www.tsl-timing.com)

Page 2 of 4

Snetterton 300  
Circuit Length = 2.9689 miles  
Start: 15:13 Flag 15:29 End: 15:32

Printed - 15:32 Sunday, 30 May 2021

# BMCRC - MRO Championships 2021 - Rnd 2 @ Snetterton 300

## DFDS Seaways Yamaha Past Masters

### RACE 14 - STATISTICS

**CLASS : C**

10 Starters

#### Fastest Lap History

NO	NAME	LAP TIME	TIME OF DAY	LAP	VEHICLE
72	Chris THAY	<b>2:27.053</b>	15:16:22.110	1	Yamaha TZR 250
72	Chris THAY	<b>2:20.616</b>	15:18:42.726	2	Yamaha TZR 250

#### Leader History

NO	NAME	FROM LAP	LAPS LED	DISTANCE	VEHICLE
72	Chris THAY	1	2	5.93 miles	Yamaha TZR 250
26	Damian LEE	3	5	14.84 miles	Yamaha TZR 250



# BMCRC - MRO Championships 2021 - Rnd 2 @ Snetterton 300

## DFDS Seaways Yamaha Past Masters

### RACE 14 - STATISTICS

CLASS : R

1 Starters

#### Fastest Lap History

NO	NAME	LAP TIME	TIME OF DAY	LAP	VEHICLE
73	Colvin TURNER	<b>2:36.803</b>	15:16:31.879	1	Yamaha TZR 250
73	Colvin TURNER	<b>2:28.497</b>	15:19:00.376	2	Yamaha TZR 250
73	Colvin TURNER	<b>2:28.097</b>	15:21:28.474	3	Yamaha TZR 250

#### Leader History

NO	NAME	FROM LAP	LAPS LED	DISTANCE	VEHICLE
73	Colvin TURNER	1	7	20.78 miles	Yamaha TZR 250